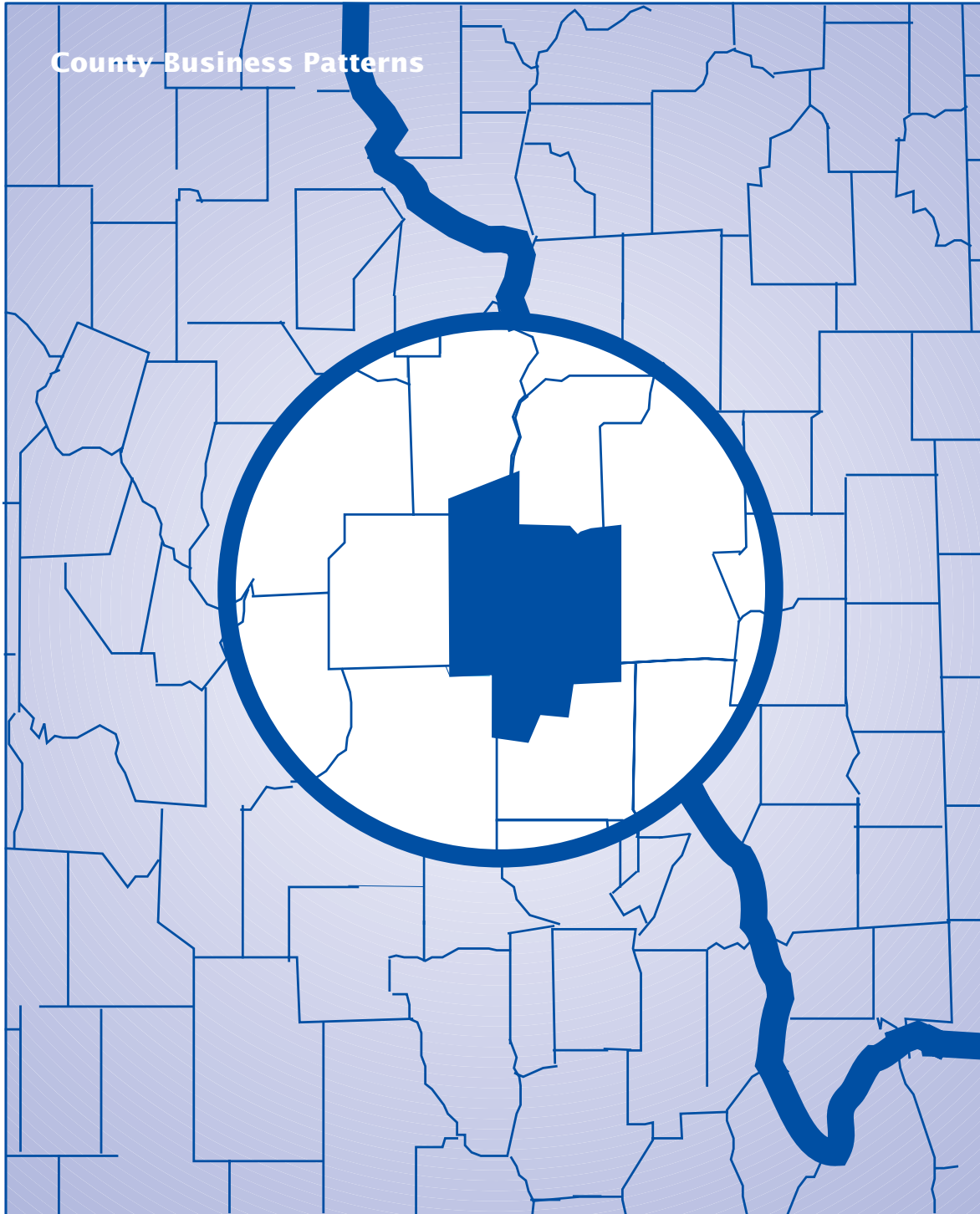


# Tennessee: 2000

Issued May 2002

CBP/00-44



U S C E N S U S B U R E A U

*Helping You Make Informed Decisions • 1902-2002*

U.S. Department of Commerce  
Economics and Statistics Administration  
U.S. CENSUS BUREAU



## ACKNOWLEDGMENTS

This report was prepared under the general direction of **Carl A. Konschnik**, Assistant Division Chief for Research and Methodology, Economic Planning and Coordination Division. **Paul Hanczaryk**, Chief, Register Analysis Branch, supervised the preparation of this report and was assisted by **Phil Thompson** and **Gerald Feuer**. **Kasey Dickenson, Yolanda Funderburk, Mary Green, Mary Hogan, Joel Fowler, Alan Pines, and Jon Youngman** contributed in resolving establishment processing problems and in data analysis.

Additional data analysis was provided by the staffs of **Lawrence A. Blum**, Assistant Division Chief for Collection Activities, Economic Planning and Coordination Division, assisted by **David Eade**; and **Carlene Bottorff**, Chief, Economic Projects Branch, National Processing Center, assisted by **Marsha Sowders** and **Anita Coomes**. Statistical methodology and quality assurance operations were performed by **Ken Sausman, Michael Kornbau, Thomas Cevis, and Marilyn Italiano**.

**Steven McCraith**, Chief, Census Related Surveys Branch, Economic Statistical Methods and Programming Division, assisted

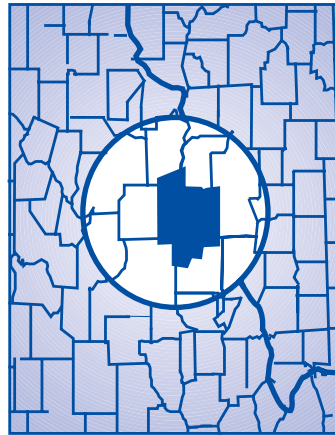
by **Dan Vacca**, supervised computer support operations. **Ed Carr** was assigned primary responsibility for programming this report. **Jerry Richards** and **Bob Penrod** provided additional support for computer operations.

**David Chapman** of the Economic Statistical Methods and Programming Division contributed to the editing system and provided other methodological improvements.

**Kim D. Ottenstein, Bernadette J. Gayle, and Laurene V. Qualls** of the Administrative and Customer Services Division, **Walter C. Odom**, Chief, provided publications and printing management, graphics design and composition, and editorial review for print and electronic media. General direction and production management were provided by **Michael G. Garland**, Assistant Chief, and **Gary J. Lauffer**, Chief, Publications Services Branch.

Special acknowledgment is also due the many businesses whose cooperation has contributed to the publication of these data.

## County Business Patterns



**U.S. Department of Commerce**

**Donald L. Evans,**  
Secretary

**Samuel W. Bodman,**  
Deputy Secretary

**Economics  
and Statistics  
Administration**

**Kathleen B. Cooper,**  
Under Secretary for  
Economic Affairs

**U.S. CENSUS BUREAU**  
**Charles Louis Kincannon,**  
Director

---

SUGGESTED CITATION

U.S. Census Bureau,  
County Business Patterns 2000

**TENNESSEE**

Washington, DC, 2002



**Economics  
and Statistics  
Administration**

**Kathleen B. Cooper,**  
Under Secretary  
for Economic Affairs



**U.S. CENSUS BUREAU**

**Charles Louis Kincannon,**  
Director

**William G. Barron, Jr.,**  
Deputy Director

**John H. Thompson,**  
Principal Associate Director  
for Programs

**Frederick T. Knickerbocker,**  
Associate Director  
for Economic Programs

**Thomas L. Mesenbourg,**  
Assistant Director  
for Economic Programs

**Shirin A. Ahmed,**  
Chief, Economic  
Planning and Coordination  
Division

## CONTENTS

---

### General Explanation

Introduction .....	V
Industry Classifications .....	V
Data Products .....	V
Sources of Data .....	VI
Definitions of Basic Data Items .....	VI
Industry and Geography Classifications .....	VII
Comparability With Other Data .....	VII
Data Withheld From Publication .....	VII
Reliability of Data .....	VIII
Abbreviations and Symbols .....	VIII

State Map .....	IX
-----------------	----

### Tables

1. The State—Establishments, Employees, and Payroll by Major Group: 2000 and 1999 .....	1
2. The State—Employees, Payroll, and Establishments by Industry: 2000 .....	3
3. The State—Employees and Annual Payroll by Employment-Size Class: 2000 .....	31
4. The State—Establishments With 1,000 Employees or More by Major Group and Employment-Size Class: 2000 .....	36
5. The State—Employees, Payroll, and Establishments by County: 2000 and 1999 .....	37
6. Counties—Employees, Payroll, and Establishments by Industry: 2000 .....	39

Description of Pubs Issued in Previous Years—Inside Back Cover

# General Explanation

---

## INTRODUCTION

County Business Patterns is an annual series that provides subnational economic data by industry. The series is useful for studying the economic activity of small areas; analyzing economic changes over time; and as a benchmark for statistical series, surveys, and databases between economic censuses. Businesses use the data for analyzing market potential, measuring the effectiveness of sales and advertising programs, setting sales quotas, and developing budgets. Government agencies use the data for administration and planning.

County Business Patterns covers most of the country's economic activity. The series excludes data on self-employed individuals, employees of private households, railroad employees, agricultural production employees, and most government employees.

This series has been published annually since 1964 and at irregular intervals dating back to 1946. The comparability of data over time may be affected by definitional changes in establishments, activity status, and industrial classifications. For more details on these changes, see the section "Comparability With Other Data."

## INDUSTRY CLASSIFICATIONS

Data from the County Business Patterns series are published primarily on the basis of the North American Industry Classification System (NAICS). Earlier County Business Patterns data were published according to the Standard Industrial Classification (SIC) system. While many of the individual NAICS industries correspond directly to industries as defined under the SIC system, most of the aggregate NAICS groupings do not.

Particular care should be taken in comparing data for retail trade, wholesale trade, and manufacturing, which are sector titles used in both NAICS and SIC, but cover somewhat different groups of industries. For more information on NAICS and changes from the SIC system, go to [www.census.gov/epcd/www/naics.html](http://www.census.gov/epcd/www/naics.html)

The 2000 County Business Patterns series includes the following NAICS sectors:

<i>Sector</i>	<i>Description</i>
11	Forestry, Fishing, Hunting, and Agriculture Support
21	Mining
22	Utilities

<i>Sector</i>	<i>Description</i>
23	Construction
31-33	Manufacturing
42	Wholesale Trade
44-45	Retail Trade
48-49	Transportation and Warehousing
51	Information
52	Finance and Insurance
53	Real Estate and Rental and Leasing
54	Professional, Scientific, and Technical Services
55	Management of Companies and Enterprises
56	Administrative and Support and Waste Management and Remediation Services
61	Educational Services
62	Health Care and Social Assistance
71	Arts, Entertainment, and Recreation
72	Accommodation and Food Services
81	Other Services (except Public Administration)
95	Auxiliaries (except corporate, subsidiary, and regional management)
99	Unclassified

County Business Patterns data are tabulated by industry as defined in the manual entitled *North American Industry Classification System: United States, 1997* with some exceptions. Data for auxiliary establishments (except corporate, subsidiary, and regional managing offices) will be tabulated in a separate category (Sector 95).

The 2000 County Business Patterns covers all NAICS industries except crop and animal production (NAICS 111,112), rail transportation (NAICS 482), National Postal Service (NAICS 491), pension, health, welfare, and vacation funds (NAICS 525110, 525120, 525190), trusts, estates, and agency accounts (NAICS 525920), private households (NAICS 814), and public administration (NAICS 92).

## DATA PRODUCTS

### Reports

The County Business Patterns data series includes a separate printed report for each state, the District of Columbia, Puerto Rico, and the United States. Individual state reports present payroll and employment data for the state and counties by industry. The reports also include the number of establishments by industry and employment size class.

---

The United States report presents similar data for the country as a whole. In addition, the U.S. report provides employment and payroll data by employment size class for major industry groups.

Data for industries with fewer than 100 employees, as well as data for detailed industries withheld to avoid disclosing data for individual companies, are not shown in the printed reports. However, these data are available on CD-ROM and other computer products.

### **Electronic Data Formats**

County Business Patterns series data are available on CD-ROM, computer tapes and diskettes. The CD-ROM also includes software for creating County Business Patterns data files compatible with popular database and spreadsheet software. In addition, ZIP Code Business Patterns data are available on CD-ROM and are available shortly after the release of County Business Patterns, and include the number of establishments by NAICS industry.

Publications also are available in Portable Document Format (PDF) at [www.census.gov/prod/www/abs/cbptotal.html](http://www.census.gov/prod/www/abs/cbptotal.html). In order to view these files, you will need the Adobe(R) Acrobat(R) Reader, which is available for free from the Adobe web site at [www.adobe.com](http://www.adobe.com). Alternatively, the Census Bureau will print the publication, give it a glue binding, and ship it to you for a fee.

For information and options to order County Business Patterns data products, contact:

Customer Services Center  
Marketing Services Office  
U.S. Census Bureau  
Washington, DC 20233

Telephone: 301-457-4100  
Internet address: [www.census.gov/](http://www.census.gov/)

### **Special Tabulations**

Special tabulations of County Business Patterns are available on a cost-reimbursable basis. For more information, contact:

U.S. Census Bureau  
Economic Planning and Coordination Division  
Register Analysis Branch  
Washington, DC 20233

Telephone: 301-457-2580  
Fax: 301-457-4433  
E-mail: [cbp@census.gov](mailto:cbp@census.gov)

### **SOURCES OF DATA**

County Business Patterns basic data items are extracted from the Standard Statistical Establishment List, a file of all known single and multiestablishment employer companies maintained and updated by the U.S. Census Bureau. The annual Company Organization Survey provides individual

establishment data for multiestablishment companies. Data for single-establishment companies are obtained from various Census Bureau programs, such as the Annual Survey of Manufactures and Current Business Surveys, as well as from administrative records of the Internal Revenue Service, the Social Security Administration, and the Bureau of Labor Statistics.

### **DEFINITIONS OF BASIC DATA ITEMS**

#### **Establishments**

An establishment is a single physical location at which business is conducted or services or industrial operations are performed. It is not necessarily identical with a company or enterprise, which may consist of one or more establishments. When two or more activities are carried on at a single location under a single ownership, all activities generally are grouped together as a single establishment. The entire establishment is classified on the basis of its major activity and all data are included in that classification.

Establishment-size designations are determined by paid employment in the mid-March pay period. The size group "1 to 4" includes establishments that did not report any paid employees in the mid-March pay period but paid wages to at least one employee at some time during the year.

Establishment counts represent the number of locations with paid employees any time during the year. This series excludes governmental establishments except for wholesale liquor establishments (NAICS 4228), retail liquor stores (NAICS 44531), Federally-chartered savings institutions (NAICS 522120), Federally-chartered credit unions (NAICS 522130), and hospitals (NAICS 622).

#### **Payroll**

Total payroll includes all forms of compensation, such as salaries, wages, reported tips, commissions, bonuses, vacation allowances, sick-leave pay, employee contributions to qualified pension plans, and the value of taxable fringe benefits. For corporations, it includes amounts paid to officers and executives; for unincorporated businesses, it does not include profit or other compensation of proprietors or partners. Payroll is reported before deductions for Social Security, income tax, insurance, union dues, etc. First-quarter payroll consists of payroll during the January-to-March quarter.

#### **Mid-March Employment**

Paid employment consists of full- and part-time employees, including salaried officers and executives of corporations, who are on the payroll in the pay period including March 12. Included are employees on paid sick leave, holidays, and vacations; not included are proprietors and partners of unincorporated businesses.

---

## **INDUSTRY AND GEOGRAPHY CLASSIFICATIONS**

The quinquennial economic censuses are the primary source for industry and geography classifications. The annual Company Organization Survey, Annual Survey of Manufactures, Current Business Surveys, and other Census Bureau programs provide regular updates.

### **Industry Classification**

Additional sources for assigning industry classifications are the Social Security Administration, the Internal Revenue Service, and the Bureau of Labor Statistics. These sources provide industry classification information for new businesses and businesses not canvassed in the Census Bureau programs. Establishments without sufficient industry information are tabulated in the “unclassified establishments” group.

Industry classifications are explained in an appendix in the U.S. Summary. The industry titles used throughout this series are the short NAICS titles; complete descriptions are contained in the manual entitled *North American Industry Classification System: United States, 1997*.

### **Geography Classification**

Most geography codes are derived from the physical location address reported in Census Bureau programs. The Internal Revenue Service provides supplemental address information. Those employers without a fixed location within a state (or of unknown county location) are included under a “statewide” classification at the end of the county tables. This incomplete detail causes only slight understatement of county employment. The independent cities in Virginia, and the cities of Baltimore, MD; Carson City, NV; and St. Louis, MO, are treated as separate counties.

### **Employee Leasing Services**

Historically, the permanent on-site work force at a business location were paid employees of that establishment. This traditional practice of firms directly hiring employees is still the dominant employer/employee relationship in the United States. However, over the past decade a new work force arrangement has emerged.

Under this new arrangement, a company commonly known as an employee leasing company or professional employer organization (PEO) operates in a co-employment relationship with client businesses. Employee leasing establishments typically acquire and lease back some or all of the employees of their clients, and serve as the employer of record of the leased employees for payroll, benefits, and related purposes.

The 2000 CBP shows over 1.25 million employees in employee leasing services (NAICS 561330), up significantly from the approximately 1 million employees published in the 1999 CBP. Clearly, the employees are not classified in the predominant industry of the client businesses.

Also, leasing companies may pay these employees out of a single payroll office. This may result in the leasing company’s employment and payroll data being reported in the county where the payroll office is located, thus distorting the data for that county. In some cases, many thousands of employees may be paid from a single payroll office. Therefore, for geography purposes, we may publish employee-leasing establishments in the “statewide” category in states where such payroll offices are located, as these establishments service multiple counties.

## **COMPARABILITY WITH OTHER DATA**

### **Earlier County Business Patterns**

The comparability of data with previous County Business Patterns series may be affected by the following definitional changes:

- The change from a “reporting unit” concept to establishment based data in 1974
- The change in definition of “active” establishments in 1983
- The change in industrial classification definitions, the most recent occurring in 1998

A description of previous County Business Patterns publications is provided on the inside back cover.

### **1997 Economic Census**

Definitional and coverage differences may affect the direct comparison of 1997 Economic Census and County Business Patterns data. Definitions of an establishment, employment, and payroll are detailed in the introductory text of each publication.

The 1997 Economic Census generally uses respondent-reported data. The County Business Patterns uses administrative record data for small establishments. Although efforts are made to resolve significant differences in the data, differences are known to exist.

Some large companies report different activities at the same location as separate profit centers. The County Business Patterns program treats each profit center as a separate establishment. The 1997 Economic Census may combine the profit centers into one establishment. This results in establishment count differences.

### **DATA WITHHELD FROM PUBLICATION**

In accordance with U.S. Code, Title 13, Section 9, no data are published that would disclose the operations of an individual employer. However, the number of establishments in an industry classification and the distribution of these establishments by employment-size class are not considered to be disclosures, and so this information may be released even though other information is withheld from publications.



---

## RELIABILITY OF DATA

All data are tabulated from universe files and are not subject to sampling errors. However, the data are subject to nonsampling errors. Nonsampling errors can be attributed to many sources: inability to identify all cases in the universe; definition and classification difficulties; differences in interpretation of questions; errors in recording or coding the data obtained; and estimation of employers who reported too late to be included in the tabulations and for records with missing or misreported data.

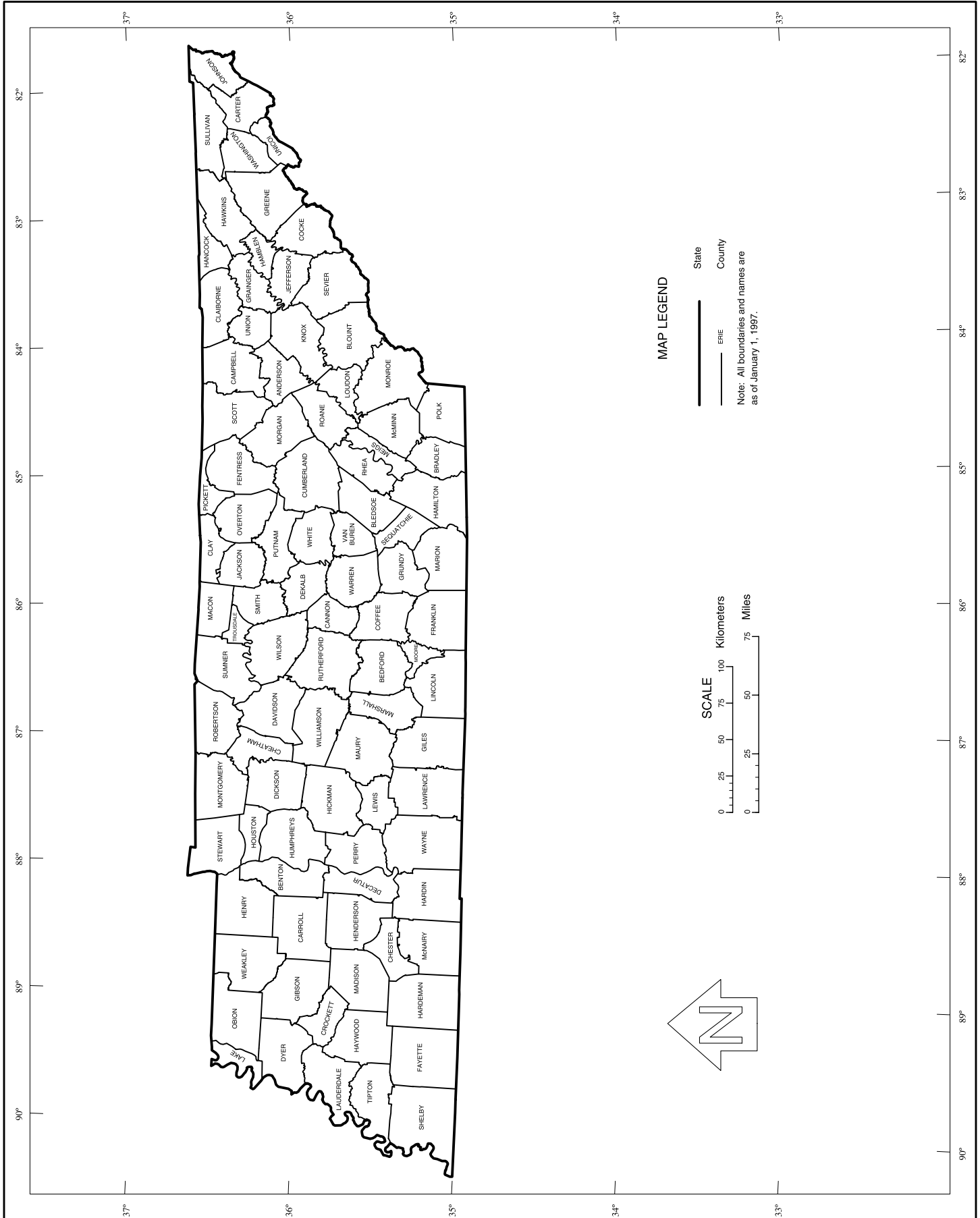
The accuracy of the data is determined by the joint effects of the various nonsampling errors. No direct measurement of these effects has been obtained; however, precautionary steps were taken in all phases of collection, processing, and tabulation to minimize the effects of nonsampling errors.

## ABBREVIATIONS AND SYMBOLS

The following abbreviations and symbols are used in this publication:

–	Represents zero.
A-C, E-M	Entered in place of employment data, represents an employment-size class as defined in the footnote of the tables.
(D)	Withheld to avoid disclosing data for individual companies; data are included in broader industry totals.
n.e.c.	Not elsewhere classified.
NAICS	North American Industry Classification System.

# County Business Patterns--Tennessee



**Table 1. The State—Establishments, Employees, and Payroll by Major Group: 2000 and 1999**

[Excludes most government employees, railroad employees, and self-employed persons. (D) denotes figures withheld to avoid disclosing data for individual companies; the data are included in broader industry totals. For explanation of terms, abbreviations, and data reliability/comparability, see introductory text]

NAICS code	Major group	2000				1999			
		Number of establishments	Number of employees for week including March 12	Payroll (\$1,000)		Number of establishments	Number of employees for week including March 12	Payroll (\$1,000)	
				First quarter	Annual			First quarter	Annual
	<b>Total</b>	<b>130 876</b>	<b>2 390 322</b>	<b>16 674 911</b>	<b>69 411 435</b>	<b>131 116</b>	<b>2 338 780</b>	<b>15 248 340</b>	<b>65 963 770</b>
<b>11</b>	<b>Forestry, fishing, hunting, and agriculture support</b>	<b>340</b>	<b>1 723</b>	<b>9 435</b>	<b>40 500</b>	<b>354</b>	<b>1 570</b>	<b>7 189</b>	<b>33 116</b>
113	Forestry and logging	251	(G)	(D)	(D)	251	(G)	(D)	(D)
114	Fishing, hunting & trapping	6	(A)	(D)	(D)	6	(A)	(D)	(D)
115	Agriculture & forestry support activities	83	(F)	(D)	(D)	97	447	2 315	11 030
<b>21</b>	<b>Mining</b>	<b>241</b>	<b>4 335</b>	<b>37 657</b>	<b>154 089</b>	<b>228</b>	<b>4 151</b>	<b>33 737</b>	<b>148 570</b>
211	Oil & gas extraction	20	(C)	(D)	(D)	14	103	805	2 603
212	Mining (except oil & gas)	188	3 880	33 106	138 007	176	3 875	30 086	134 055
213	Mining support activities	33	(E)	(D)	(D)	38	173	2 846	11 912
<b>22</b>	<b>Utilities</b>	<b>171</b>	<b>3 367</b>	<b>32 770</b>	<b>136 864</b>	<b>174</b>	<b>3 453</b>	<b>34 153</b>	<b>139 325</b>
221	Utilities	171	3 367	32 770	136 864	174	3 453	34 153	139 325
<b>23</b>	<b>Construction</b>	<b>11 430</b>	<b>131 443</b>	<b>959 361</b>	<b>4 242 936</b>	<b>11 636</b>	<b>126 818</b>	<b>850 093</b>	<b>4 076 994</b>
233	Building, developing & general contracting	3 561	32 715	254 415	1 135 313	3 670	32 398	234 577	1 102 242
234	Heavy construction	807	21 217	156 565	734 621	827	18 910	133 574	727 465
235	Special trade contractors	7 062	77 511	548 381	2 373 002	7 139	75 510	481 942	2 247 287
<b>31-33</b>	<b>Manufacturing</b>	<b>7 093</b>	<b>475 621</b>	<b>3 988 549</b>	<b>15 997 958</b>	<b>7 248</b>	<b>475 774</b>	<b>3 654 409</b>	<b>15 725 176</b>
311	Food mfg	351	38 492	292 219	1 240 256	359	37 145	258 636	1 164 112
312	Beverage & tobacco product mfg	64	3 977	37 651	150 420	57	3 896	31 537	138 417
313	Textile mills	92	9 846	69 882	284 434	95	10 251	66 953	284 865
314	Textile product mills	137	5 654	36 944	145 925	157	5 935	34 960	145 879
315	Apparel manufacturing	280	18 818	91 257	348 450	307	26 208	107 053	465 987
316	Leather & allied product mfg	41	2 860	13 328	53 920	39	2 738	11 219	50 868
321	Wood product mfg	608	20 320	117 538	500 208	629	19 260	103 554	468 615
322	Paper mfg	172	17 293	171 351	712 070	170	18 239	167 439	704 173
323	Printing & related support activities	774	23 156	186 920	773 116	821	23 443	179 847	767 280
324	Petroleum & coal products mfg	59	1 407	14 965	59 495	52	1 249	13 132	50 970
325	Chemical mfg	281	30 509	360 070	1 490 277	286	32 884	365 649	1 560 319
326	Plastics & rubber products mfg	391	37 246	293 163	1 191 168	396	35 401	265 931	1 139 382
327	Nonmetallic mineral product mfg	365	15 021	142 259	531 526	363	14 453	122 252	514 893
331	Primary metal mfg	161	16 968	163 902	670 757	155	17 238	152 195	647 525
332	Fabricated metal product mfg	1 147	46 843	353 575	1 438 233	1 154	45 332	318 392	1 381 160
333	Machinery mfg	544	43 062	349 265	1 392 076	553	42 876	321 244	1 355 755
334	Computer & electronic product mfg	188	14 906	161 011	561 819	188	13 207	108 369	547 413
335	Electrical equip, appliance & component mfg	155	24 217	184 598	732 428	151	24 658	179 425	769 807
336	Transportation equipment mfg	307	61 153	651 976	2 522 751	316	58 335	583 203	2 446 486
337	Furniture & related product mfg	473	26 546	164 919	665 166	501	25 061	140 650	589 588
339	Miscellaneous mfg	503	17 327	131 756	533 463	499	17 965	122 769	531 682
<b>42</b>	<b>Wholesale trade</b>	<b>8 006</b>	<b>126 597</b>	<b>1 183 157</b>	<b>4 847 672</b>	<b>8 125</b>	<b>129 426</b>	<b>1 117 636</b>	<b>4 761 264</b>
421	Wholesale trade, durable goods	5 582	75 111	745 308	3 022 101	5 572	75 643	703 484	2 993 491
422	Wholesale trade, nondurable goods	2 424	51 486	437 849	1 825 571	2 553	53 783	414 152	1 767 773
<b>44-45</b>	<b>Retail trade</b>	<b>24 624</b>	<b>311 497</b>	<b>1 393 590</b>	<b>5 908 047</b>	<b>24 532</b>	<b>310 229</b>	<b>1 304 517</b>	<b>5 680 134</b>
441	Motor vehicle & parts dealers	3 116	41 498	314 707	1 373 406	3 091	41 523	289 462	1 337 491
442	Furniture & home furnishing stores	1 347	10 828	57 492	243 177	1 335	10 817	53 628	238 138
443	Electronics & appliance stores	861	6 884	38 135	155 775	846	6 885	36 004	149 759
444	Bldg material & garden equip & supp dealers	2 036	27 110	159 786	678 508	2 028	26 491	143 405	652 729
445	Food & beverage stores	2 942	57 116	187 105	764 535	2 917	58 228	182 533	756 499
446	Health & personal care stores	1 751	19 353	102 012	441 506	1 750	20 248	90 079	389 443
447	Gasoline stations	3 249	24 801	78 793	329 628	3 309	25 170	75 378	328 419
448	Clothing & clothing accessories stores	3 221	26 844	85 551	358 712	3 227	26 639	82 091	357 289
451	Sporting goods, hobby, book & music stores	1 281	11 124	35 692	155 881	1 270	10 651	33 817	148 313
452	General merchandise stores	1 166	60 860	223 612	929 612	1 113	59 657	218 329	871 188
453	Miscellaneous store retailers	2 833	16 460	63 383	278 396	2 833	16 257	57 659	269 487
454	Nonstore retailers	821	8 719	47 322	198 911	813	7 663	42 132	181 377
<b>48-49</b>	<b>Transportation &amp; warehousing</b>	<b>4 292</b>	<b>104 177</b>	<b>794 609</b>	<b>3 460 542</b>	<b>4 163</b>	<b>93 015</b>	<b>671 126</b>	<b>2 954 344</b>
481	Air transportation	96	6 422	50 996	235 354	94	5 880	49 639	195 636
483	Water transportation	23	954	7 767	35 845	23	(F)	(D)	(D)
484	Truck transportation	2 529	56 215	436 192	1 874 499	2 525	53 291	385 481	1 728 491
485	Transit & ground passenger transportation	309	4 787	20 715	86 938	307	4 258	17 694	77 696
486	Pipeline transportation	53	498	8 503	28 212	35	(E)	(D)	(D)
487	Scenic & sightseeing transportation	19	184	997	5 633	19	(C)	(D)	(D)
488	Transportation support activities	519	7 138	52 416	231 088	541	6 792	42 775	193 258
492	Couriers & messengers	536	23 614	189 132	834 697	411	17 530	138 665	590 172
493	Warehousing & storage	208	4 365	27 891	128 276	208	3 891	23 454	109 701
<b>51</b>	<b>Information</b>	<b>2 464</b>	<b>52 141</b>	<b>482 888</b>	<b>1 941 287</b>	<b>2 344</b>	<b>45 862</b>	<b>405 391</b>	<b>1 735 178</b>
511	Publishing industries	492	14 605	125 581	507 434	494	13 869	109 896	482 898
512	Motion picture & sound recording industries	499	4 956	35 543	148 283	539	4 507	30 108	135 047
513	Broadcasting & telecommunications	1 180	27 526	266 765	1 054 360	1 051	23 877	228 767	953 121
514	Information & data processing services	293	5 054	54 999	231 210	260	3 609	36 620	164 112
<b>52</b>	<b>Finance &amp; insurance</b>	<b>8 544</b>	<b>102 382</b>	<b>1 057 712</b>	<b>4 225 654</b>	<b>8 670</b>	<b>113 293</b>	<b>1 113 243</b>	<b>4 412 318</b>
521	Monetary authorities - central bank	2	(E)	(D)	(D)	2	(E)	(D)	(D)
522	Credit intermediation & related activities	4 271	53 288	447 027	1 785 628	4 402	61 636	525 233	1 971 259
523	Security, commodity contracts & like activity	900	7 950	197 688	783 875	850	7 403	184 274	754 562
524	Insurance carriers & related activities	3 332	40 532	406 024	1 630 210	3 375	43 631	395 270	1 659 975
525	Funds, trusts, & other financial vehicles (part)	39	(E)	(D)	(D)	41	(E)	(D)	(D)
<b>53</b>	<b>Real estate &amp; rental &amp; leasing</b>	<b>5 147</b>	<b>33 882</b>	<b>207 106</b>	<b>885 884</b>	<b>5 246</b>	<b>33 613</b>	<b>189 510</b>	<b>859 972</b>
531	Real estate	3 604	20 546	129 231	560 373	3 631	19 804	110 904	514 206
532	Rental & leasing services	1 502	12 818	72 426	302 992	1 571	12 849	69 160	305 884
533	Lessors of other nonfinancial intangible asset	41	518	5 449	22 519	44	960	9 446	39 882

See footnotes at end of table.

**Table 1. The State—Establishments, Employees, and Payroll by Major Group: 2000 and 1999—Con.**

[Excludes most government employees, railroad employees, and self-employed persons. (D) denotes figures withheld to avoid disclosing data for individual companies; the data are included in broader industry totals. For explanation of terms, abbreviations, and data reliability/comparability, see introductory text]

NAICS code	Major group	2000				1999			
		Number of establishments	Number of employees for week including March 12	Payroll (\$1,000)		Number of establishments	Number of employees for week including March 12	Payroll (\$1,000)	
				First quarter	Annual			First quarter	Annual
<b>54</b>	<b>Professional, scientific &amp; technical services</b> .....	<b>9 919</b>	<b>95 083</b>	<b>909 166</b>	<b>4 059 794</b>	<b>9 902</b>	<b>94 209</b>	<b>823 338</b>	<b>3 661 453</b>
541	Professional, scientific & technical services .....	9 919	95 083	909 166	4 059 794	9 902	94 209	823 338	3 661 453
<b>55</b>	<b>Management of companies &amp; enterprises</b> .....	<b>1 052</b>	<b>73 863</b>	<b>1 129 915</b>	<b>4 260 285</b>	<b>1 058</b>	<b>72 690</b>	<b>1 000 723</b>	<b>3 849 850</b>
551	Management of companies & enterprises .....	1 052	73 863	1 129 915	4 260 285	1 058	72 690	1 000 723	3 849 850
<b>56</b>	<b>Admin, support, waste mgt, remediation services</b> .....	<b>6 253</b>	<b>187 636</b>	<b>873 809</b>	<b>3 798 755</b>	<b>6 263</b>	<b>167 022</b>	<b>714 619</b>	<b>3 298 006</b>
561	Administrative & support services .....	5 977	181 467	821 091	3 570 380	5 988	160 665	668 596	3 097 287
562	Waste management & remediation services .....	276	6 169	52 718	228 375	275	6 357	46 023	200 719
<b>61</b>	<b>Educational services</b> .....	<b>945</b>	<b>43 296</b>	<b>215 435</b>	<b>903 815</b>	<b>966</b>	<b>39 078</b>	<b>181 715</b>	<b>783 000</b>
611	Educational services .....	945	43 296	215 435	903 815	966	39 078	181 715	783 000
<b>62</b>	<b>Health care and social assistance</b> .....	<b>12 520</b>	<b>285 189</b>	<b>2 079 924</b>	<b>8 880 473</b>	<b>12 404</b>	<b>278 089</b>	<b>1 934 079</b>	<b>8 482 755</b>
621	Ambulatory health care services .....	8 566	92 937	876 895	3 974 576	8 556	93 777	840 953	3 843 925
622	Hospitals .....	188	110 787	880 573	3 582 110	175	106 222	803 723	3 413 436
623	Nursing & residential care facilities .....	1 137	50 801	221 335	898 450	1 105	49 447	201 267	845 361
624	Social assistance .....	2 629	30 664	101 121	425 337	2 568	28 643	88 136	380 033
<b>71</b>	<b>Arts, entertainment &amp; recreation</b> .....	<b>2 028</b>	<b>22 470</b>	<b>140 469</b>	<b>665 680</b>	<b>2 043</b>	<b>23 257</b>	<b>122 927</b>	<b>616 853</b>
711	Performing arts, spectator sports & related industries .....	812	6 738	85 312	397 205	817	7 907	71 128	357 704
712	Museums, historical sites & like institutions .....	108	2 262	9 739	42 284	108	2 155	9 048	41 135
713	Amusement, gambling & recreation industries .....	1 108	13 470	45 418	226 191	1 118	13 195	42 751	218 014
<b>72</b>	<b>Accommodation &amp; food services</b> .....	<b>9 630</b>	<b>197 957</b>	<b>524 925</b>	<b>2 249 261</b>	<b>9 511</b>	<b>194 134</b>	<b>488 695</b>	<b>2 126 938</b>
721	Accommodation .....	1 425	27 496	100 370	442 351	1 392	29 014	99 678	436 477
722	Food services & drinking places .....	8 205	170 461	424 555	1 806 910	8 119	165 120	389 017	1 690 461
<b>81</b>	<b>Other services (except public administration)</b> .....	<b>14 543</b>	<b>113 049</b>	<b>486 856</b>	<b>2 040 588</b>	<b>14 556</b>	<b>110 505</b>	<b>442 796</b>	<b>1 942 752</b>
811	Repair & maintenance .....	4 020	23 225	142 764	605 870	4 096	24 149	134 649	606 201
812	Personal & laundry services .....	3 412	26 274	110 178	470 466	3 414	26 307	102 918	465 626
813	Religious, grantmaking, civic, prof & like organizations .....	7 111	63 550	233 914	964 252	7 046	60 049	205 229	870 925
<b>95</b>	<b>Auxiliaries (exc corporate, subsidiary &amp; regional mgt)</b> .....	<b>330</b>	<b>22 751</b>	<b>160 469</b>	<b>664 579</b>	<b>309</b>	<b>21 411</b>	<b>154 670</b>	<b>645 260</b>
<b>99</b>	<b>Unclassified establishments</b> .....	<b>1 304</b>	<b>1 863</b>	<b>7 109</b>	<b>46 772</b>	<b>1 384</b>	<b>1 181</b>	<b>3 774</b>	<b>30 512</b>

Note: Employment-size classes are indicated as follows: A—0 to 19; B—20 to 99; C—100 to 249; E—250 to 499; F—500 to 999; G—1,000 to 2,499; H—2,500 to 4,999; I—5,000 to 9,999; J—10,000 to 24,999; K—25,000 to 49,999; L—50,000 to 99,999; M—100,000 or more.

**Table 2. The State—Employees, Payroll, and Establishments by Industry: 2000**

[Excludes most government employees, railroad employees, and self-employed persons. Size class 1 to 4 includes establishments with payroll, but no employees, during mid-March pay period. (D) denotes figures withheld to avoid disclosing data for individual companies; the data are included in broader industry totals. For explanation of terms, abbreviations, and data reliability/comparability, see introductory text]

NAICS code	Industry	Number of employees for week including March 12	Payroll (\$1,000)		Total number of establishments	Number of establishments by employment-size class								
			First quarter	Annual		1 to 4	5 to 9	10 to 19	20 to 49	50 to 99	100 to 249	250 to 499	500 to 999	1,000 or more
	<b>Total</b> .....	<b>2 390 322</b>	<b>16 674 911</b>	<b>69 411 435</b>	<b>130 876</b>	<b>65 738</b>	<b>26 714</b>	<b>17 380</b>	<b>12 683</b>	<b>4 411</b>	<b>2 752</b>	<b>768</b>	<b>293</b>	<b>137</b>
<b>11</b>	<b>Forestry, fishing, hunting, and agriculture support</b> .....	<b>1 723</b>	<b>9 435</b>	<b>40 500</b>	<b>340</b>	<b>241</b>	<b>66</b>	<b>23</b>	<b>8</b>	—	<b>1</b>	<b>1</b>	—	—
113	Forestry and logging .....	(G)	(D)	(D)	251	172	54	21	3	—	1	—	—	—
1131	Timber tract operations .....	12	70	331	5	4	1	—	—	—	—	—	—	—
11311	Timber tract operations .....	12	70	331	5	4	1	—	—	—	—	—	—	—
113110	Timber tract operations .....	12	70	331	5	4	1	—	—	—	—	—	—	—
1133	Logging .....	(G)	(D)	(D)	246	168	53	21	3	—	1	—	—	—
11331	Logging .....	(G)	(D)	(D)	246	168	53	21	3	—	1	—	—	—
113310	Logging .....	(G)	(D)	(D)	246	168	53	21	3	—	1	—	—	—
114	Fishing, hunting & trapping .....	(A)	(D)	(D)	6	6	—	—	—	—	—	—	—	—
1141	Fishing .....	(A)	(D)	(D)	3	3	—	—	—	—	—	—	—	—
11411	Fishing .....	(A)	(D)	(D)	3	3	—	—	—	—	—	—	—	—
114111	Finfish fishing .....	(A)	(D)	(D)	2	2	—	—	—	—	—	—	—	—
114112	Shellfish fishing .....	(A)	(D)	(D)	1	1	—	—	—	—	—	—	—	—
1142	Hunting & trapping .....	(A)	(D)	(D)	3	3	—	—	—	—	—	—	—	—
11421	Hunting & trapping .....	(A)	(D)	(D)	3	3	—	—	—	—	—	—	—	—
114210	Hunting & trapping .....	(A)	(D)	(D)	3	3	—	—	—	—	—	—	—	—
115	Agriculture & forestry support activities .....	(F)	(D)	(D)	83	63	12	2	5	—	—	1	—	—
1151	Crop production support activities .....	(E)	(D)	(D)	32	21	5	2	3	—	—	1	—	—
11511	Crop production support activities .....	(E)	(D)	(D)	32	21	5	2	3	—	—	1	—	—
115111	Cotton ginning .....	(B)	(D)	(D)	8	5	2	1	—	—	—	—	—	—
115112	Soil preparation, planting, & cultivating .....	(B)	(D)	(D)	13	10	1	—	2	—	—	—	—	—
115113	Crop harvesting, primarily by machine .....	(A)	(D)	(D)	1	1	—	—	—	—	—	—	—	—
115114	Postharvest crop activities (exc ginning) .....	(E)	(D)	(D)	2	—	—	1	—	—	—	1	—	—
115115	Farm labor contractors & crew leaders .....	(A)	(D)	(D)	4	3	1	—	—	—	—	—	—	—
115116	Farm management services .....	(B)	(D)	(D)	4	2	1	—	1	—	—	—	—	—
1152	Animal production support activities .....	74	309	1 370	36	32	4	—	—	—	—	—	—	—
11521	Animal production support activities .....	74	309	1 370	36	32	4	—	—	—	—	—	—	—
115210	Animal production support activities .....	74	309	1 370	36	32	4	—	—	—	—	—	—	—
1153	Forestry support activities .....	(B)	(D)	(D)	15	10	3	—	2	—	—	—	—	—
11531	Forestry support activities .....	(B)	(D)	(D)	15	10	3	—	2	—	—	—	—	—
115310	Forestry support activities .....	(B)	(D)	(D)	15	10	3	—	2	—	—	—	—	—
<b>21</b>	<b>Mining</b> .....	<b>4 335</b>	<b>37 657</b>	<b>154 089</b>	<b>241</b>	<b>64</b>	<b>34</b>	<b>71</b>	<b>56</b>	<b>13</b>	<b>2</b>	<b>1</b>	—	—
211	Oil & gas extraction .....	(C)	(D)	(D)	20	14	2	2	2	—	—	—	—	—
2111	Oil & gas extraction .....	(C)	(D)	(D)	20	14	2	2	2	—	—	—	—	—
21111	Oil & gas extraction .....	(C)	(D)	(D)	20	14	2	2	2	—	—	—	—	—
211111	Crude petroleum & natural gas extraction .....	(C)	(D)	(D)	20	14	2	2	2	—	—	—	—	—
212	Mining (except oil & gas) .....	3 880	33 106	138 007	188	31	27	64	51	13	1	1	—	—
2121	Coal mining .....	(F)	(D)	(D)	23	7	1	5	7	3	—	—	—	—
21211	Coal mining .....	(F)	(D)	(D)	23	7	1	5	7	3	—	—	—	—
212111	Bituminous coal & lignite surface mining .....	227	1 806	7 801	13	4	—	4	5	—	—	—	—	—
212112	Bituminous coal underground mining .....	(E)	(D)	(D)	10	3	1	1	2	3	—	—	—	—
2122	Metal ore mining .....	(F)	(D)	(D)	10	2	1	1	1	3	1	1	—	—
21222	Gold ore & silver ore mining .....	(A)	(D)	(D)	4	2	1	1	—	—	—	—	—	—
212221	Gold ore mining .....	(A)	(D)	(D)	3	1	1	1	—	—	—	—	—	—
212222	Silver ore mining .....	(A)	(D)	(D)	1	1	—	—	—	—	—	—	—	—
21223	Copper, nickel, lead & zinc mining .....	(F)	(D)	(D)	6	—	—	—	1	3	1	1	—	—
212231	Lead ore & zinc ore mining .....	(F)	(D)	(D)	6	—	—	—	1	3	1	1	—	—
2123	Nonmetallic mineral mining & quarrying .....	2 701	23 049	94 179	155	22	25	58	43	7	—	—	—	—
21231	Stone mining & quarrying .....	1 838	16 307	64 886	116	16	14	49	36	1	—	—	—	—
212311	Dimension stone mining & quarrying .....	(B)	(D)	(D)	9	5	3	1	—	—	—	—	—	—
212312	Crushed & broken limestone mining & quarrying .....	1 585	14 210	55 736	90	7	8	41	33	1	—	—	—	—
212319	Other crushed & broken stone mining & quarrying .....	(C)	(D)	(D)	17	4	3	7	3	—	—	—	—	—
21232	Sand, gravel, clay, refractory minerals mining .....	(F)	(D)	(D)	38	6	11	9	7	5	—	—	—	—
212321	Construction sand & gravel mining .....	459	3 443	15 836	31	6	10	9	4	2	—	—	—	—
212322	Industrial sand mining .....	(C)	(D)	(D)	4	—	1	—	3	—	—	—	—	—
212324	Kaolin & ball clay mining .....	238	2 033	8 371	3	—	—	—	—	3	—	—	—	—
21239	Other nonmetallic mineral mining & quarrying .....	(B)	(D)	(D)	1	—	—	—	—	1	—	—	—	—
212399	All other nonmetallic mineral mining .....	(B)	(D)	(D)	1	—	—	—	—	1	—	—	—	—
213	Mining support activities .....	(E)	(D)	(D)	33	19	5	5	3	—	1	—	—	—
2131	Mining support activities .....	(E)	(D)	(D)	33	19	5	5	3	—	1	—	—	—
21311	Mining support activities .....	(E)	(D)	(D)	33	19	5	5	3	—	1	—	—	—
213111	Drilling oil & gas wells .....	(B)	(D)	(D)	7	5	1	1	—	—	—	—	—	—
213112	Oil & gas operations support activities .....	197	1 898	7 434	13	7	3	1	1	—	1	—	—	—
213113	Support activities for coal mining .....	54	308	926	6	3	1	—	2	—	—	—	—	—
213114	Support activities for metal mining .....	(A)	(D)	(D)	3	3	—	—	—	—	—	—	—	—
213115	Nonmetallic minerals support activity (exc fuels) .....	(B)	(D)	(D)	4	1	—	3	—	—	—	—	—	—
<b>22</b>	<b>Utilities</b> .....	<b>3 367</b>	<b>32 770</b>	<b>136 864</b>	<b>171</b>	<b>59</b>	<b>42</b>	<b>24</b>	<b>23</b>	<b>21</b>	<b>1</b>	<b>1</b>	—	—
221	Utilities .....	3 367	32 770	136 864	171	59	42	24	23	21	1	1	—	—
2211	Elec pwr generation, transmsn & distribution .....	2 339	23 756	99 136	95	21	17	17	22	18	—	—	—	—
22111	Electric power generation .....	189	2 554	9 933	5	1	—	1	1	2	—	—	—	—
221111	Hydroelectric power generation .....	(C)	(D)	(D)	2	—	—	—	1	1	—	—	—	—
221119	Other electric power generation .....	(B)	(D)	(D)	3	1	—	1	—	1	—	—	—	—
22112	Electric pwr transmsn, control & distribution .....	2 150	21 202	89 203	90	20	17	16	21	16	—	—	—	—
221121	Electric bulk power transmission & control .....	(A)	(D)	(D)	1	—	1	—	—	—	—	—	—	—
221122	Electric power distribution .....	(G)	(D)	(D)	89	20	16	16	21	16	—	—	—	—

See footnotes at end of table.

**Table 2. The State—Employees, Payroll, and Establishments by Industry: 2000—Con.**

[Excludes most government employees, railroad employees, and self-employed persons. Size class 1 to 4 includes establishments with payroll, but no employees, during mid-March pay period. (D) denotes figures withheld to avoid disclosing data for individual companies; the data are included in broader industry totals. For explanation of terms, abbreviations, and data reliability/comparability, see introductory text]

Table with 14 columns: NAICS code, Industry, Number of employees for week including March 12, Payroll (\$1,000) [First quarter, Annual], Total number of establishments, and Number of establishments by employment-size class [1 to 4, 5 to 9, 10 to 19, 20 to 49, 50 to 99, 100 to 249, 250 to 499, 500 to 999, 1,000 or more]. Rows include Utilities—Con., Construction, and Special trade contractors.

See footnotes at end of table.

















**Table 2. The State—Employees, Payroll, and Establishments by Industry: 2000—Con.**

[Excludes most government employees, railroad employees, and self-employed persons. Size class 1 to 4 includes establishments with payroll, but no employees, during mid-March pay period. (D) denotes figures withheld to avoid disclosing data for individual companies; the data are included in broader industry totals. For explanation of terms, abbreviations, and data reliability/comparability, see introductory text]

NAICS code	Industry	Number of employees for week including March 12	Payroll (\$1,000)		Total number of establishments	Number of establishments by employment-size class								
			First quarter	Annual		1 to 4	5 to 9	10 to 19	20 to 49	50 to 99	100 to 249	250 to 499	500 to 999	1,000 or more
<b>31-33</b>	<b>Manufacturing—Con.</b>													
333	Machinery mfg—Con.													
3339	Other general purpose machinery mfg—Con.													
33392	Material handling equipment mfg . . . . .	2 395	19 897	88 221	44	16	6	5	6	6	3	—	2	—
333921	Elevator & moving stairway mfg . . . . .	(F)	(D)	(D)	4	2	1	—	—	—	—	—	1	—
333922	Conveyor & conveying equipment mfg . .	843	7 859	38 238	27	7	4	4	4	6	2	—	—	—
333923	Overhead crane, hoist & monorail system mfg . . . . .	(B)	(D)	(D)	5	2	1	1	1	—	—	—	—	—
333924	Ind truck, tractor, trailer, stacker mach mfg . . . . .	(F)	(D)	(D)	8	5	—	—	1	—	—	—	1	—
33399	All other general purpose machinery mfg .	3 467	31 987	113 437	63	21	10	8	9	7	6	1	—	1
333991	Power-driven handtool mfg . . . . .	(G)	(D)	(D)	3	—	—	—	—	—	2	—	—	1
333992	Welding & soldering equipment mfg . . . .	(A)	(D)	(D)	2	2	—	—	—	—	—	—	—	—
333993	Packaging machinery mfg . . . . .	(C)	(D)	(D)	2	—	—	—	—	2	—	—	—	—
333994	Industrial process furnace & oven mfg . .	137	728	3 126	5	1	1	—	2	1	—	—	—	—
333995	Fluid power cylinder & actuator mfg . . . .	(C)	(D)	(D)	7	1	1	2	1	2	—	—	—	—
333996	Fluid power pump & motor mfg . . . . .	(E)	(D)	(D)	3	—	1	1	—	—	—	1	—	—
333997	Scale & balance (except laboratory) mfg . . . . .	46	307	1 452	4	1	—	2	1	—	—	—	—	—
333999	All other general purpose machinery mfg . . . . .	(F)	(D)	(D)	37	16	7	3	5	2	4	—	—	—
334	Computer & electronic product mfg . . . . .	14 906	161 011	561 819	188	64	28	22	21	24	10	11	5	3
3341	Computer & peripheral equipment mfg . . . . .	1 849	54 907	100 383	20	6	3	2	4	3	1	—	—	1
33411	Computer & peripheral equipment mfg . . . .	1 849	54 907	100 383	20	6	3	2	4	3	1	—	—	1
334111	Electronic computer mfg . . . . .	1 508	47 698	87 348	8	3	1	—	1	1	—	—	—	1
334112	Computer storage device mfg . . . . .	(A)	(D)	(D)	1	—	—	1	—	—	—	—	—	—
334113	Computer terminal mfg . . . . .	(B)	(D)	(D)	3	2	—	1	—	—	—	—	—	—
334119	Other computer peripheral equipment mfg . . . . .	303	6 928	11 630	8	1	2	—	3	2	—	—	—	—
3342	Communications equipment mfg . . . . .	768	6 499	39 500	21	4	4	3	5	4	—	1	—	—
33421	Telephone apparatus mfg . . . . .	(C)	(D)	(D)	8	1	2	2	2	1	—	—	—	—
334210	Telephone apparatus mfg . . . . .	(C)	(D)	(D)	8	1	2	2	2	1	—	—	—	—
33422	Radio, TV broadcast & wireless comm equip mfg . . . . .	(F)	(D)	(D)	11	2	2	1	3	2	—	1	—	—
334220	Radio, TV broadcast & wireless comm equip mfg . . . . .	(F)	(D)	(D)	11	2	2	1	3	2	—	1	—	—
33429	Other communications equipment mfg . . . .	(B)	(D)	(D)	2	1	—	—	—	1	—	—	—	—
334290	Other communications equipment mfg . . . .	(B)	(D)	(D)	2	1	—	—	—	1	—	—	—	—
3343	Audio & video equipment mfg . . . . .	4 195	30 009	129 714	14	4	2	1	—	1	2	—	2	2
33431	Audio & video equipment mfg . . . . .	4 195	30 009	129 714	14	4	2	1	—	1	2	—	2	2
334310	Audio & video equipment mfg . . . . .	4 195	30 009	129 714	14	4	2	1	—	1	2	—	2	2
3344	Semiconductor & oth electronic component mfg . . . . .	3 480	26 562	109 960	44	18	5	4	3	4	4	5	1	—
33441	Semiconductor & oth electronic component mfg . . . . .	3 480	26 562	109 960	44	18	5	4	3	4	4	5	1	—
334412	Bare printed circuit board mfg . . . . .	263	1 677	6 891	7	3	—	1	1	—	2	—	—	—
334413	Semiconductor & related device mfg . . . .	(C)	(D)	(D)	7	4	—	1	—	2	—	—	—	—
334414	Electronic capacitor mfg . . . . .	(A)	(D)	(D)	1	—	1	—	—	—	—	—	—	—
334416	Electronic coil, transformer, oth inductor mfg . . . . .	(E)	(D)	(D)	2	—	1	—	—	—	—	1	—	—
334417	Electronic connector mfg . . . . .	(E)	(D)	(D)	3	—	1	—	—	—	1	1	—	—
334418	Printed circuit assembly (electronic assembly) mfg . . . . .	1 904	16 074	68 343	11	4	—	—	1	2	—	3	1	—
334419	Other electronic component mfg . . . . .	222	1 093	4 129	13	7	2	2	1	—	1	—	—	—
3345	Nav, measuring, medical, control instruments mfg . . . . .	4 069	38 673	165 816	67	23	11	8	7	9	2	5	2	—
33451	Nav, measuring, medical, control instruments mfg . . . . .	4 069	38 673	165 816	67	23	11	8	7	9	2	5	2	—
334510	Electromedical apparatus mfg . . . . .	(B)	(D)	(D)	5	2	1	1	1	—	—	—	—	—
334511	Search, detection & navigation instrument mfg . . . . .	(F)	(D)	(D)	8	5	2	—	—	—	—	—	1	—
334512	Automatic environmental control mfg . . . .	920	7 016	27 509	5	—	—	1	—	3	—	—	1	—
334513	Industrial process control mfg . . . . .	498	3 724	15 671	12	3	3	2	1	2	—	1	—	—
334514	Total fluid meter & counting device mfg . .	(E)	(D)	(D)	1	—	—	—	—	—	—	1	—	—
334515	Electricity measuring, testing instrument mfg . . . . .	17	368	3 143	3	1	1	1	—	—	—	—	—	—
334516	Analytical laboratory instrument mfg . . . .	418	4 472	20 567	8	2	1	2	2	—	—	1	—	—
334517	Irradiation apparatus mfg . . . . .	(C)	(D)	(D)	6	2	1	—	2	—	1	—	—	—
334518	Watch, clock & part mfg . . . . .	(C)	(D)	(D)	4	3	—	—	—	—	1	—	—	—
334519	Other measuring & controlling device mfg . . . . .	970	9 968	45 029	15	5	2	1	1	4	—	2	—	—
3346	Mfg & reproducing magnetic & optical media . . . . .	545	4 361	16 446	22	9	3	4	2	3	1	—	—	—
33461	Mfg & reproducing magnetic & optical media . . . . .	545	4 361	16 446	22	9	3	4	2	3	1	—	—	—
334611	Software reproducing . . . . .	(B)	(D)	(D)	1	—	—	—	1	—	—	—	—	—
334612	Pre-recorded CD, tape, record reproducing . . . . .	(F)	(D)	(D)	19	7	3	4	1	3	1	—	—	—
334613	Magnetic and optical recording media mfg . . . . .	(A)	(D)	(D)	2	2	—	—	—	—	—	—	—	—
335	Electrical equip, appliance & component mfg . .	24 217	184 598	732 428	155	29	15	15	23	15	30	19	5	4
3351	Electric lighting equipment mfg . . . . .	1 968	15 252	56 427	25	6	3	3	3	4	4	2	—	—
33511	Electric lamp bulb & part mfg . . . . .	(E)	(D)	(D)	2	—	—	1	—	—	—	1	—	—
335110	Electric lamp bulb & part mfg . . . . .	(E)	(D)	(D)	2	—	—	1	—	—	—	1	—	—
33512	Lighting fixture mfg . . . . .	(G)	(D)	(D)	23	6	3	2	3	4	4	1	—	—
335121	Residential electric lighting fixture mfg . .	(C)	(D)	(D)	5	2	1	—	—	2	—	—	—	—
335122	Commercial electric lighting fixture mfg . .	982	6 455	24 628	11	1	2	2	1	2	2	1	—	—
335129	Other lighting equipment mfg . . . . .	(E)	(D)	(D)	7	3	—	—	2	—	2	—	—	—

See footnotes at end of table.

**Table 2. The State—Employees, Payroll, and Establishments by Industry: 2000—Con.**

[Excludes most government employees, railroad employees, and self-employed persons. Size class 1 to 4 includes establishments with payroll, but no employees, during mid-March pay period. (D) denotes figures withheld to avoid disclosing data for individual companies; the data are included in broader industry totals. For explanation of terms, abbreviations, and data reliability/comparability, see introductory text.]

NAICS code	Industry	Number of employees for week including March 12	Payroll (\$1,000)		Total number of establishments	Number of establishments by employment-size class									
			First quarter	Annual		1 to 4	5 to 9	10 to 19	20 to 49	50 to 99	100 to 249	250 to 499	500 to 999	1,000 or more	
<b>31-33</b>	<b>Manufacturing—Con.</b>														
335	Electrical equip, appliance & component mfg—Con.														
3352	Household appliance mfg . . . . .	10 367	76 034	307 482	24	3	—	2	1	2	5	6	1	4	
33521	Small electrical appliance mfg . . . . .	989	6 271	24 546	7	2	—	1	1	—	—	3	—	—	
335211	Electric housewares & fan mfg . . . . .	989	6 271	24 546	7	2	—	1	1	—	—	3	—	—	
33522	Major appliance mfg . . . . .	9 378	69 763	282 936	17	1	—	1	—	2	5	3	1	4	
335221	Household cooking appliance mfg . . . . .	5 248	39 767	159 729	12	1	—	1	—	2	4	2	—	2	
335222	Household refrigerator & freezer mfg . . . . .	(C)	(D)	(D)	1	—	—	—	—	—	1	—	—	—	
335228	Other major household appliance mfg . . . . .	(H)	(D)	(D)	4	—	—	—	—	—	—	1	1	2	
3353	Electrical equipment mfg . . . . .	7 366	54 956	217 294	62	11	7	6	14	5	8	8	3	—	
33531	Electrical equipment mfg . . . . .	7 366	54 956	217 294	62	11	7	6	14	5	8	8	3	—	
335311	Power, distribution, specialty transformer mfg . . . . .	1 011	7 603	27 019	8	—	1	1	2	1	1	2	—	—	
335312	Motor & generator mfg . . . . .	4 460	31 117	120 482	22	1	2	2	6	1	3	4	3	—	
335313	Switchgear & switchboard apparatus mfg . . . . .	1 546	13 445	55 854	16	5	1	1	3	—	4	2	—	—	
335314	Relay & industrial control mfg . . . . .	349	2 791	13 939	16	5	3	2	3	3	—	—	—	—	
3359	Other electrical equipment & component mfg . . . . .	4 516	38 356	151 225	44	9	5	4	5	4	13	3	1	—	
33591	Battery mfg . . . . .	1 210	12 198	48 627	8	2	2	1	—	—	2	—	1	—	
335911	Storage battery mfg . . . . .	(E)	(D)	(D)	6	2	1	1	—	—	2	—	—	—	
335912	Primary battery mfg . . . . .	(F)	(D)	(D)	2	—	1	—	—	—	—	—	1	—	
33592	Communication & energy wire & cable mfg . . . . .	(F)	(D)	(D)	6	—	1	1	—	1	3	—	—	—	
335929	Other communication & energy wire mfg . . . . .	(F)	(D)	(D)	6	—	1	1	—	1	3	—	—	—	
33593	Wiring device mfg . . . . .	1 660	11 985	44 596	12	1	—	1	2	1	5	2	—	—	
335931	Current-carrying wiring device mfg . . . . .	656	4 192	14 550	7	1	—	1	2	1	1	1	—	—	
335932	Noncurrent-carrying wiring device mfg . . . . .	1 004	7 793	30 046	5	—	—	—	—	—	4	1	—	—	
33599	All oth electrical equipment & component mfg . . . . .	(G)	(D)	(D)	18	6	2	1	3	2	3	1	—	—	
335991	Carbon & graphite product mfg . . . . .	(F)	(D)	(D)	5	2	—	—	—	—	2	1	—	—	
335999	All oth misc electrical equip & component mfg . . . . .	(E)	(D)	(D)	13	4	2	1	3	2	1	—	—	—	
336	Transportation equipment mfg . . . . .	61 153	651 976	2 522 751	307	56	33	39	47	30	36	36	23	7	
3361	Motor vehicle mfg . . . . .	(J)	(D)	(D)	6	1	—	2	—	—	—	—	—	3	
33611	Automobile & light duty motor vehicle mfg . . . . .	(J)	(D)	(D)	5	1	—	2	—	—	—	—	—	2	
336111	Automobile mfg . . . . .	(J)	(D)	(D)	4	—	—	2	—	—	—	—	—	2	
336112	Light truck & utility vehicle mfg . . . . .	(A)	(D)	(D)	1	1	—	—	—	—	—	—	—	—	
33612	Heavy duty truck mfg . . . . .	(G)	(D)	(D)	1	—	—	—	—	—	—	—	—	1	
336120	Heavy duty truck mfg . . . . .	(G)	(D)	(D)	1	—	—	—	—	—	—	—	—	1	
3362	Motor vehicle body & trailer mfg . . . . .	2 762	20 332	75 120	55	19	8	9	7	6	2	2	2	—	
33621	Motor vehicle body & trailer mfg . . . . .	2 762	20 332	75 120	55	19	8	9	7	6	2	2	2	—	
336211	Motor vehicle body mfg . . . . .	(F)	(D)	(D)	14	6	2	3	1	—	1	—	1	—	
336212	Truck trailer mfg . . . . .	1 256	9 595	34 223	12	2	4	3	—	—	—	2	1	—	
336213	Motor home mfg . . . . .	245	1 448	4 058	5	1	—	1	1	1	1	—	—	—	
336214	Travel trailer & camper mfg . . . . .	(F)	(D)	(D)	24	10	2	2	5	5	—	—	—	—	
3363	Motor vehicle parts mfg . . . . .	34 362	283 103	1 150 131	177	23	20	19	27	18	23	25	19	3	
33631	Motor vehicle gas engine & engine parts mfg . . . . .	3 238	29 608	113 967	21	4	3	4	2	3	—	4	—	1	
336311	Carburetor, piston, piston ring & valve mfg . . . . .	2 092	19 754	75 442	4	—	—	1	—	—	—	—	—	1	
336312	Gasoline engine & engine parts mfg . . . . .	1 146	9 854	38 525	17	4	3	3	2	3	—	2	—	—	
33632	MV electrical & electronic equipment mfg . . . . .	1 616	10 969	47 643	23	3	7	1	4	2	4	2	—	—	
336321	Vehicular lighting equipment mfg . . . . .	(F)	(D)	(D)	3	—	1	—	—	—	1	1	—	—	
336322	Other MV electrical & electronic equip mfg . . . . .	(G)	(D)	(D)	20	3	6	1	4	2	3	1	—	—	
33633	Motor vehicle steering & suspension parts mfg . . . . .	4 830	43 763	170 294	11	—	1	—	1	2	1	2	3	1	
336330	Motor vehicle steering & suspension parts mfg . . . . .	4 830	43 763	170 294	11	—	1	—	1	2	1	2	3	1	
33634	Motor vehicle brake system mfg . . . . .	2 713	24 227	91 760	12	2	—	1	1	—	3	4	1	—	
336340	Motor vehicle brake system mfg . . . . .	2 713	24 227	91 760	12	2	—	1	1	—	3	4	1	—	
33635	MV transmission & power train parts mfg . . . . .	1 925	15 882	59 960	18	6	1	4	2	—	2	1	2	—	
336350	MV transmission & power train parts mfg . . . . .	1 925	15 882	59 960	18	6	1	4	2	—	2	1	2	—	
33636	Motor vehicle seating & interior trim mfg . . . . .	2 705	18 368	79 928	9	1	—	—	2	—	—	3	2	—	
336360	Motor vehicle seating & interior trim mfg . . . . .	2 705	18 368	79 928	9	1	—	—	2	—	—	3	2	—	
33637	Motor vehicle metal stamping . . . . .	3 044	24 732	106 250	19	2	2	2	5	1	4	—	3	—	
336370	Motor vehicle metal stamping . . . . .	3 044	24 732	106 250	19	2	2	2	5	1	4	—	3	—	
33639	Other motor vehicle parts mfg . . . . .	14 291	115 554	480 329	64	5	5	7	10	10	9	9	8	1	
336399	All other motor vehicle parts mfg . . . . .	14 291	115 554	480 329	64	5	5	7	10	10	9	9	8	1	
3364	Aerospace product & parts mfg . . . . .	3 103	41 106	153 248	17	5	1	3	2	2	2	—	1	1	
33641	Aerospace product & parts mfg . . . . .	3 103	41 106	153 248	17	5	1	3	2	2	2	—	1	1	
336411	Aircraft mfg . . . . .	(A)	(D)	(D)	1	1	—	—	—	—	—	—	—	—	
336412	Aircraft engine & engine parts mfg . . . . .	(B)	(D)	(D)	2	1	—	—	—	1	—	—	—	—	
336413	Other aircraft part & auxiliary equipment mfg . . . . .	(H)	(D)	(D)	14	3	1	3	2	1	2	—	1	1	
3365	Railroad rolling stock mfg . . . . .	(E)	(D)	(D)	2	—	—	—	—	—	2	—	—	—	
33651	Railroad rolling stock mfg . . . . .	(E)	(D)	(D)	2	—	—	—	—	—	2	—	—	—	
336510	Railroad rolling stock mfg . . . . .	(E)	(D)	(D)	2	—	—	—	—	—	2	—	—	—	
3366	Ship & boat building . . . . .	4 315	28 144	119 851	29	5	1	5	3	2	4	8	1	—	
33661	Ship & boat building . . . . .	4 315	28 144	119 851	29	5	1	5	3	2	4	8	1	—	
336611	Ship building & repairing . . . . .	(E)	(D)	(D)	4	2	—	—	1	—	—	1	—	—	
336612	Boat building . . . . .	(H)	(D)	(D)	25	3	1	5	2	2	4	7	1	—	
3369	Other transportation equipment mfg . . . . .	(G)	(D)	(D)	21	3	3	1	8	2	3	1	—	—	
33699	Other transportation equipment mfg . . . . .	(G)	(D)	(D)	21	3	3	1	8	2	3	1	—	—	
336991	Motorcycle, bicycle & parts mfg . . . . .	(E)	(D)	(D)	8	1	1	1	2	—	1	—	—	—	
336999	All other transportation equipment mfg . . . . .	686	6 755	31 268	13	2	2	—	6	—	2	1	—	—	

See footnotes at end of table.





**Table 2. The State—Employees, Payroll, and Establishments by Industry: 2000—Con.**

[Excludes most government employees, railroad employees, and self-employed persons. Size class 1 to 4 includes establishments with payroll, but no employees, during mid-March pay period. (D) denotes figures withheld to avoid disclosing data for individual companies; the data are included in broader industry totals. For explanation of terms, abbreviations, and data reliability/comparability, see introductory text]

NAICS code	Industry	Number of employees for week including March 12	Payroll (\$1,000)		Total number of establishments	Number of establishments by employment-size class								
			First quarter	Annual		1 to 4	5 to 9	10 to 19	20 to 49	50 to 99	100 to 249	250 to 499	500 to 999	1,000 or more
<b>42</b>	<b>Wholesale trade—Con.</b>													
421	Wholesale trade, durable goods—Con.													
4213	Lumber & other construction materials whsle—Con.													
42133	Roofing, siding & insulation material whsle	538	5 348	26 213	53	21	17	11	2	1	1			
421330	Roofing, siding & insulation material whsle	538	5 348	26 213	53	21	17	11	2	1	1			
42139	Other construction material whsle	602	4 919	19 645	61	29	15	10	3	4				
421390	Other construction material whsle	602	4 919	19 645	61	29	15	10	3	4				
4214	Professional & commercial equip & supp whsle	11 069	135 824	546 352	773	358	150	116	104	34	8	3		
42141	Photographic equipment & supplies whsle	248	3 484	12 975	22	4	9	7	1	1				
421410	Photographic equipment & supplies whsle	248	3 484	12 975	22	4	9	7	1	1				
42142	Office equipment whsle	2 589	25 665	101 802	158	58	41	22	27	8	1	1		
421420	Office equipment whsle	2 589	25 665	101 802	158	58	41	22	27	8	1	1		
42143	Computer & peripheral equip & software whsle	3 498	51 204	200 331	230	115	36	38	28	8	3	2		
421430	Computer & peripheral equip & software whsle	3 498	51 204	200 331	230	115	36	38	28	8	3	2		
42144	Other commercial equipment whsle	1 216	10 915	45 724	105	41	28	19	11	6				
421440	Other commercial equipment whsle	1 216	10 915	45 724	105	41	28	19	11	6				
42145	Medical, dental, hospital equip & supp whsle	2 742	37 827	156 483	198	113	28	20	25	8	4			
421450	Medical, dental, hospital equip & supp whsle	2 742	37 827	156 483	198	113	28	20	25	8	4			
42146	Ophthalmic goods whsle	429	2 742	11 606	25	9	3	3	8	2				
421460	Ophthalmic goods whsle	429	2 742	11 606	25	9	3	3	8	2				
42149	Oth professional equipment & supplies whsle	347	3 987	17 431	35	18	5	7	4	1				
421490	Oth professional equipment & supplies whsle	347	3 987	17 431	35	18	5	7	4	1				
4215	Metal & mineral (except petroleum) whsle	3 922	44 927	183 639	238	84	54	41	46	9	3	1		
42151	Metal service centers & offices whsle	3 827	43 256	176 075	218	74	45	40	46	9	3	1		
421510	Metal service centers & offices whsle	3 827	43 256	176 075	218	74	45	40	46	9	3	1		
42152	Coal & other mineral & ore whsle	95	1 671	7 564	20	10	9	1						
421520	Coal & other mineral & ore whsle	95	1 671	7 564	20	10	9	1						
4216	Electrical goods whsle	8 274	98 445	381 625	637	289	149	101	73	16	6	2	1	
42161	Elec equip, wiring supp, const material whsle	2 986	31 644	128 587	297	127	73	55	34	8				
421610	Elec equip, wiring supp, const material whsle	2 986	31 644	128 587	297	127	73	55	34	8				
42162	Electric appliance, TV, radio set whsle	1 889	23 004	92 179	59	25	18	8	3	1	1	2	1	
421620	Electric appliance, TV, radio set whsle	1 889	23 004	92 179	59	25	18	8	3	1	1	2	1	
42169	Other electronic parts & equipment whsle	3 399	43 797	160 859	281	137	58	38	36	7	5			
421690	Other electronic parts & equipment whsle	3 399	43 797	160 859	281	137	58	38	36	7	5			
4217	Hardware, plumb & heating equip & sup whsle	6 246	63 371	261 836	492	219	129	72	56	11	2	2	1	
42171	Hardware whsle	2 780	28 122	116 039	211	93	61	27	25	3		1	1	
421710	Hardware whsle	2 780	28 122	116 039	211	93	61	27	25	3		1	1	
42172	Plumbing & heating equipment & supplies whsle	1 154	10 120	51 827	92	36	27	19	6	3		1		
421720	Plumbing & heating equipment & supplies whsle	1 154	10 120	51 827	92	36	27	19	6	3		1		
42173	Warm air heating & AC equip & supplies whsle	2 030	22 826	84 385	151	67	35	21	21	5	2			
421730	Warm air heating & AC equip & supplies whsle	2 030	22 826	84 385	151	67	35	21	21	5	2			
42174	Refrigeration equipment & supplies whsle	282	2 303	9 585	38	23	6	5	4					
421740	Refrigeration equipment & supplies whsle	282	2 303	9 585	38	23	6	5	4					
4218	Machinery, equipment & supplies whsle	17 887	163 922	685 533	1 524	679	358	283	150	35	16	2	1	
42181	Const & mining (exc petroleum) equip whsle	2 363	24 879	99 061	116	43	22	19	22	5	4	1		
421810	Const & mining (exc petroleum) equip whsle	2 363	24 879	99 061	116	43	22	19	22	5	4	1		
42182	Farm & garden machinery & equipment whsle	2 082	15 860	70 510	200	73	60	51	15			1		
421820	Farm & garden machinery & equipment whsle	2 082	15 860	70 510	200	73	60	51	15			1		
42183	Industrial machinery & equipment whsle	6 543	64 087	270 877	640	287	142	118	73	20				
421830	Industrial machinery & equipment whsle	6 543	64 087	270 877	640	287	142	118	73	20				
42184	Industrial supplies whsle	4 249	37 602	154 780	362	168	91	63	28	7	4		1	
421840	Industrial supplies whsle	4 249	37 602	154 780	362	168	91	63	28	7	4		1	
42185	Service establishment equip & supplies whsle	1 333	9 611	40 174	142	76	32	25	5	1	3			
421850	Service establishment equip & supplies whsle	1 333	9 611	40 174	142	76	32	25	5	1	3			
42186	Transportation equip, supplies (exc MV) whsle	1 317	11 883	50 131	64	32	11	7	7	2	5			
421860	Transportation equip, supplies (exc MV) whsle	1 317	11 883	50 131	64	32	11	7	7	2	5			
4219	Miscellaneous durable goods whsle	6 924	55 807	236 398	614	349	109	76	52	18	8	2		
42191	Sporting & recreational goods & supply whsle	846	5 738	23 811	98	57	16	13	10	2				
421910	Sporting & recreational goods & supply whsle	846	5 738	23 811	98	57	16	13	10	2				
42192	Toy & hobby goods & supplies whsle	422	2 988	13 635	46	29	8	2	5	1	1			
421920	Toy & hobby goods & supplies whsle	422	2 988	13 635	46	29	8	2	5	1	1			
42193	Recyclable material whsle	1 968	12 755	53 523	156	68	27	36	18	5	2			
421930	Recyclable material whsle	1 968	12 755	53 523	156	68	27	36	18	5	2			
42194	Jewelry, watch, precious stone & metal whsle	311	2 484	10 622	51	36	7	4	4					

See footnotes at end of table.





Table 2. The State—Employees, Payroll, and Establishments by Industry: 2000—Con.

[Excludes most government employees, railroad employees, and self-employed persons. Size class 1 to 4 includes establishments with payroll, but no employees, during mid-March pay period. (D) denotes figures withheld to avoid disclosing data for individual companies; the data are included in broader industry totals. For explanation of terms, abbreviations, and data reliability/comparability, see introductory text.]

Table with 15 columns: NAICS code, Industry, Number of employees for week including March 12, Payroll (\$1,000) (First quarter, Annual), Total number of establishments, and Number of establishments by employment-size class (1 to 4, 5 to 9, 10 to 19, 20 to 49, 50 to 99, 100 to 249, 250 to 499, 500 to 999, 1,000 or more).

See footnotes at end of table.



**Table 2. The State—Employees, Payroll, and Establishments by Industry: 2000—Con.**

[Excludes most government employees, railroad employees, and self-employed persons. Size class 1 to 4 includes establishments with payroll, but no employees, during mid-March pay period. (D) denotes figures withheld to avoid disclosing data for individual companies; the data are included in broader industry totals. For explanation of terms, abbreviations, and data reliability/comparability, see introductory text]

NAICS code	Industry	Number of employees for week including March 12	Payroll (\$1,000)		Total number of establishments	Number of establishments by employment-size class								
			First quarter	Annual		1 to 4	5 to 9	10 to 19	20 to 49	50 to 99	100 to 249	250 to 499	500 to 999	1,000 or more
<b>48-49</b>	<b>Transportation &amp; warehousing—Con.</b>													
485	Transit & ground passenger transportation—Con.													
4855	Charter bus industry .....	1 150	5 443	24 933	32	15	3	5	4	3	1	—	1	—
48551	Charter bus industry .....	1 150	5 443	24 933	32	15	3	5	4	3	1	—	1	—
485510	Charter bus industry .....	1 150	5 443	24 933	32	15	3	5	4	3	1	—	1	—
4859	Oth transit & ground passenger transportation .....	619	2 412	9 740	44	19	7	10	4	4	—	—	—	—
48599	Oth transit & ground passenger transportation .....	619	2 412	9 740	44	19	7	10	4	4	—	—	—	—
485991	Special needs transportation .....	504	2 005	7 835	31	9	7	8	4	3	—	—	—	—
485999	All other transit & ground passenger trans .....	115	407	1 905	13	10	—	2	—	1	—	—	—	—
486	Pipeline transportation .....	498	8 503	28 212	53	24	8	13	8	—	—	—	—	—
4861	Pipeline transportation of crude oil .....	(A)	(D)	(D)	2	1	1	—	—	—	—	—	—	—
48611	Pipeline transportation of crude oil .....	(A)	(D)	(D)	2	1	1	—	—	—	—	—	—	—
486110	Pipeline transportation of crude oil .....	(A)	(D)	(D)	2	1	1	—	—	—	—	—	—	—
4862	Pipeline transportation of natural gas .....	454	7 858	25 701	43	18	5	12	8	—	—	—	—	—
48621	Pipeline transportation of natural gas .....	454	7 858	25 701	43	18	5	12	8	—	—	—	—	—
486210	Pipeline transportation of natural gas .....	454	7 858	25 701	43	18	5	12	8	—	—	—	—	—
4869	Other pipeline transportation .....	(B)	(D)	(D)	8	5	2	1	—	—	—	—	—	—
48691	Pipeline trans of refined petroleum products .....	(B)	(D)	(D)	8	5	2	1	—	—	—	—	—	—
486910	Pipeline trans of refined petroleum products .....	(B)	(D)	(D)	8	5	2	1	—	—	—	—	—	—
487	Scenic & sightseeing transportation .....	184	997	5 633	19	10	2	4	3	—	—	—	—	—
4871	Scenic & sightseeing transportation, land .....	(B)	(D)	(D)	8	4	—	3	1	—	—	—	—	—
48711	Scenic & sightseeing transportation, land .....	(B)	(D)	(D)	8	4	—	3	1	—	—	—	—	—
487110	Scenic & sightseeing transportation, land .....	(B)	(D)	(D)	8	4	—	3	1	—	—	—	—	—
4872	Scenic & sightseeing transportation, water .....	103	775	4 395	8	4	1	1	2	—	—	—	—	—
48721	Scenic & sightseeing transportation, water .....	103	775	4 395	8	4	1	1	2	—	—	—	—	—
487210	Scenic & sightseeing transportation, water .....	103	775	4 395	8	4	1	1	2	—	—	—	—	—
4879	Scenic & sightseeing transportation, other .....	(A)	(D)	(D)	3	2	1	—	—	—	—	—	—	—
48799	Scenic & sightseeing transportation, other .....	(A)	(D)	(D)	3	2	1	—	—	—	—	—	—	—
487990	Scenic & sightseeing transportation, other .....	(A)	(D)	(D)	3	2	1	—	—	—	—	—	—	—
488	Transportation support activities .....	7 138	52 416	231 088	519	276	108	61	46	19	7	1	1	—
4881	Air transportation support activities .....	1 336	10 071	46 003	66	31	11	6	11	5	2	—	—	—
48811	Airport operations .....	506	2 246	8 712	32	16	6	2	5	3	—	—	—	—
488111	Air traffic control .....	(A)	(D)	(D)	3	2	1	—	—	—	—	—	—	—
488119	Other airport operations .....	(E)	(D)	(D)	29	14	5	2	5	3	—	—	—	—
48819	Other air transportation support activities .....	830	7 825	37 291	34	15	5	4	6	2	2	—	—	—
488190	Other air transportation support activities .....	830	7 825	37 291	34	15	5	4	6	2	2	—	—	—
4882	Rail transportation support activities .....	292	2 696	12 617	15	4	3	4	3	—	1	—	—	—
48821	Rail transportation support activities .....	292	2 696	12 617	15	4	3	4	3	—	1	—	—	—
488210	Rail transportation support activities .....	292	2 696	12 617	15	4	3	4	3	—	1	—	—	—
4883	Water transportation support activities .....	426	3 012	13 497	29	8	7	8	4	2	—	—	—	—
48831	Port & harbor operations .....	96	716	3 708	8	1	3	3	1	—	—	—	—	—
488310	Port & harbor operations .....	96	716	3 708	8	1	3	3	1	—	—	—	—	—
48832	Marine cargo handling .....	98	897	3 580	7	—	2	4	1	—	—	—	—	—
488320	Marine cargo handling .....	98	897	3 580	7	—	2	4	1	—	—	—	—	—
48833	Navigational services to shipping .....	132	896	4 007	5	2	—	1	1	—	—	—	—	—
488330	Navigational services to shipping .....	132	896	4 007	5	2	—	1	1	—	—	—	—	—
48839	Other water transportation support activities .....	100	503	2 202	9	5	2	—	1	1	—	—	—	—
488390	Other water transportation support activities .....	100	503	2 202	9	5	2	—	1	1	—	—	—	—
4884	Road transportation support activities .....	1 393	7 710	34 628	129	74	33	12	5	4	—	1	—	—
48841	Motor vehicle towing .....	749	4 421	18 232	114	66	30	12	3	3	—	—	—	—
488410	Motor vehicle towing .....	749	4 421	18 232	114	66	30	12	3	3	—	—	—	—
48849	Other road transportation support activities .....	644	3 289	16 396	15	8	3	—	2	1	—	1	—	—
488490	Other road transportation support activities .....	644	3 289	16 396	15	8	3	—	2	1	—	1	—	—
4885	Freight transportation arrangement .....	3 303	27 060	116 861	260	147	52	29	22	6	3	—	1	—
48851	Freight transportation arrangement .....	3 303	27 060	116 861	260	147	52	29	22	6	3	—	1	—
488510	Freight transportation arrangement .....	3 303	27 060	116 861	260	147	52	29	22	6	3	—	1	—
4889	Other transportation support activities .....	388	1 867	7 482	20	12	2	2	1	2	1	—	—	—
48899	Other transportation support activities .....	388	1 867	7 482	20	12	2	2	1	2	1	—	—	—
488991	Packing & crating .....	(E)	(D)	(D)	19	11	2	2	1	2	1	—	—	—
488999	All other transportation support activities .....	(A)	(D)	(D)	1	1	—	—	—	—	—	—	—	—
492	Couriers & messengers .....	23 614	189 132	834 697	536	172	83	100	116	35	22	4	2	2
4921	Couriers .....	(J)	(D)	(D)	436	115	71	86	104	31	21	4	2	2
49211	Couriers .....	(J)	(D)	(D)	436	115	71	86	104	31	21	4	2	2
492110	Couriers .....	(J)	(D)	(D)	436	115	71	86	104	31	21	4	2	2
4922	Local messengers & local delivery .....	(G)	(D)	(D)	100	57	12	14	12	4	1	—	—	—
49221	Local messengers & local delivery .....	(G)	(D)	(D)	100	57	12	14	12	4	1	—	—	—
492210	Local messengers & local delivery .....	(G)	(D)	(D)	100	57	12	14	12	4	1	—	—	—

See footnotes at end of table.







**Table 2. The State—Employees, Payroll, and Establishments by Industry: 2000—Con.**

[Excludes most government employees, railroad employees, and self-employed persons. Size class 1 to 4 includes establishments with payroll, but no employees, during mid-March pay period. (D) denotes figures withheld to avoid disclosing data for individual companies; the data are included in broader industry totals. For explanation of terms, abbreviations, and data reliability/comparability, see introductory text.]

NAICS code	Industry	Number of employees for week including March 12	Payroll (\$1,000)		Total number of establishments	Number of establishments by employment-size class									
			First quarter	Annual		1 to 4	5 to 9	10 to 19	20 to 49	50 to 99	100 to 249	250 to 499	500 to 999	1,000 or more	
<b>53</b>	<b>Real estate &amp; rental &amp; leasing</b>	<b>33 882</b>	<b>207 106</b>	<b>885 884</b>	<b>5 147</b>	<b>3 342</b>	<b>1 080</b>	<b>475</b>	<b>168</b>	<b>50</b>	<b>26</b>	<b>3</b>	<b>3</b>	<b>-</b>	
531	Real estate	20 546	129 231	560 373	3 604	2 653	590	228	82	29	17	3	2	-	
5311	Lessors of real estate	7 401	42 570	172 556	1 686	1 258	286	95	31	13	3	-	-	-	
53111	Lessors of residential buildings & dwellings	4 683	23 734	96 700	875	591	187	64	21	9	3	-	-	-	
531110	Lessors of residential buildings & dwellings	4 683	23 734	96 700	875	591	187	64	21	9	3	-	-	-	
53112	Lessors of nonres bldg (exc miniwarehouses)	1 698	14 304	55 278	459	365	59	26	6	3	-	-	-	-	
531120	Lessors of nonres bldg (exc miniwarehouses)	1 698	14 304	55 278	459	365	59	26	6	3	-	-	-	-	
53113	Lessors of miniwarehouses & self storage units	498	2 129	9 317	200	181	16	1	2	-	-	-	-	-	
531130	Lessors of miniwarehouses & self storage units	498	2 129	9 317	200	181	16	1	2	-	-	-	-	-	
53119	Lessors of other real estate property	522	2 403	11 261	152	121	24	4	2	1	-	-	-	-	
531190	Lessors of other real estate property	522	2 403	11 261	152	121	24	4	2	1	-	-	-	-	
5312	Offices of real estate agents & brokers	4 494	27 636	126 157	1 003	790	131	55	16	6	5	-	-	-	
53121	Offices of real estate agents & brokers	4 494	27 636	126 157	1 003	790	131	55	16	6	5	-	-	-	
531210	Offices of real estate agents & brokers	4 494	27 636	126 157	1 003	790	131	55	16	6	5	-	-	-	
5313	Activities related to real estate	8 651	59 025	261 660	915	605	173	78	35	10	9	3	2	-	
53131	Real estate property managers	7 355	50 171	220 608	518	268	131	68	29	9	8	3	2	-	
531311	Residential property managers	4 785	31 240	140 523	398	201	104	54	24	6	7	2	-	-	
531312	Nonresidential property managers	2 570	18 931	80 085	120	67	27	14	5	3	1	2	-	-	
53132	Offices of real estate appraisers	685	4 700	20 802	234	200	24	7	3	-	-	-	-	-	
531320	Offices of real estate appraisers	685	4 700	20 802	234	200	24	7	3	-	-	-	-	-	
53139	Other activities related to real estate	611	4 154	20 250	163	137	18	3	3	1	1	-	-	-	
531390	Other activities related to real estate	611	4 154	20 250	163	137	18	3	3	1	1	-	-	-	
532	Rental & leasing services	12 818	72 426	302 992	1 502	674	479	240	81	18	9	-	1	-	
5321	Automotive equipment rental & leasing	3 805	24 928	101 970	249	121	57	32	24	7	7	-	1	-	
53211	Passenger car rental & leasing	2 247	12 517	53 410	98	45	16	9	6	4	4	-	1	-	
532111	Passenger car rental	2 138	11 405	49 484	86	39	13	7	6	4	-	-	1	-	
532112	Passenger car leasing	109	1 112	3 926	12	6	3	1	2	-	-	-	-	-	
53212	Truck, utility trailer & RV rental & leasing	1 558	12 411	48 560	151	76	41	15	15	1	3	-	-	-	
532120	Truck, utility trailer & RV rental & leasing	1 558	12 411	48 560	151	76	41	15	15	1	3	-	-	-	
5322	Consumer goods rental	5 794	21 891	90 906	825	374	269	142	31	9	-	-	-	-	
53221	Consumer electronics & appliances rental	512	3 315	13 274	105	57	47	-	-	1	-	-	-	-	
532210	Consumer electronics & appliances rental	512	3 315	13 274	105	57	47	-	-	1	-	-	-	-	
53222	Formal wear & costume rental	331	899	3 515	62	34	21	5	2	-	-	-	-	-	
532220	Formal wear & costume rental	331	899	3 515	62	34	21	5	2	-	-	-	-	-	
53223	Video tape & disc rental	3 343	7 789	31 835	464	197	135	110	19	3	-	-	-	-	
532230	Video tape & disc rental	3 343	7 789	31 835	464	197	135	110	19	3	-	-	-	-	
53229	Other consumer goods rental	1 608	9 888	42 282	194	86	66	27	10	5	-	-	-	-	
532291	Home health equipment rental	832	5 752	23 176	86	27	13	3	3	-	-	-	-	-	
532292	Recreational goods rental	140	609	2 504	26	17	4	3	2	-	-	-	-	-	
532299	All other consumer goods rental	636	3 527	16 602	82	42	22	11	5	2	-	-	-	-	
5323	General rental centers	1 267	8 038	32 528	200	72	99	21	7	-	1	-	-	-	
53231	General rental centers	1 267	8 038	32 528	200	72	99	21	7	-	1	-	-	-	
532310	General rental centers	1 267	8 038	32 528	200	72	99	21	7	-	1	-	-	-	
5324	Commercial, industrial equip rental & leasing	1 952	17 569	77 588	228	107	54	45	19	2	1	-	-	-	
53241	Const, trans, mining equip rental & leasing	897	8 331	37 506	92	36	22	24	9	1	-	-	-	-	
532411	Commercial trans equip (exc MV) rental, lease	106	868	6 483	10	7	1	-	1	-	-	-	-	-	
532412	Const, mining, forestry equip rental & leasing	791	7 463	31 023	82	29	21	23	9	-	-	-	-	-	
53242	Office machinery & equipment rental & leasing	94	852	3 654	23	13	7	3	-	-	-	-	-	-	
532420	Office machinery & equipment rental & leasing	94	852	3 654	23	13	7	3	-	-	-	-	-	-	
53249	Oth commercial, industrial equip rental, lease	961	8 386	36 428	113	58	25	18	10	1	1	-	-	-	
532490	Oth commercial, industrial equip rental, lease	961	8 386	36 428	113	58	25	18	10	1	1	-	-	-	
533	Lessors of other nonfinancial intangible asset	518	5 449	22 519	41	15	11	7	5	3	-	-	-	-	
5331	Lessors of other nonfinancial intangible asset	518	5 449	22 519	41	15	11	7	5	3	-	-	-	-	
53311	Lessors of other nonfinancial intangible asset	518	5 449	22 519	41	15	11	7	5	3	-	-	-	-	
533110	Lessors of other nonfinancial intangible asset	518	5 449	22 519	41	15	11	7	5	3	-	-	-	-	
<b>54</b>	<b>Professional, scientific &amp; technical services</b>	<b>95 083</b>	<b>909 166</b>	<b>4 059 794</b>	<b>9 919</b>	<b>6 446</b>	<b>1 646</b>	<b>993</b>	<b>555</b>	<b>153</b>	<b>90</b>	<b>27</b>	<b>6</b>	<b>3</b>	
541	Professional, scientific & technical services	95 083	909 166	4 059 794	9 919	6 446	1 646	993	555	153	90	27	6	3	
5411	Legal services	13 390	125 991	552 254	2 621	1 896	401	207	89	22	6	-	-	-	
54111	Offices of lawyers	12 573	120 194	526 740	2 461	1 800	362	187	84	22	6	-	-	-	
541110	Offices of lawyers	12 573	120 194	526 740	2 461	1 800	362	187	84	22	6	-	-	-	
54119	Other legal services	817	5 797	25 514	160	96	39	20	5	-	-	-	-	-	
541191	Title abstract & settlement offices	772	5 437	24 245	145	85	37	18	5	-	-	-	-	-	
541199	All other legal services	45	360	1 269	15	11	2	2	-	-	-	-	-	-	
5412	Accounting, tax prep, bookkeep, payroll services	15 881	103 611	457 364	1 539	993	264	150	76	25	21	10	-	-	
54121	Accounting, tax prep, bookkeep, payroll services	15 881	103 611	457 364	1 539	993	264	150	76	25	21	10	-	-	
541211	Offices of certified public accountants	6 225	58 676	259 764	846	542	170	71	45	12	6	-	-	-	
541213	Tax preparation services	4 268	9 300	20 624	264	148	42	50	8	2	10	4	-	-	
541214	Payroll services	2 819	19 783	99 252	54	17	6	6	10	7	4	4	-	-	
541219	Other accounting services	2 569	15 852	77 724	375	286	46	23	13	4	1	2	-	-	

See footnotes at end of table.













**Table 2. The State—Employees, Payroll, and Establishments by Industry: 2000—Con.**

[Excludes most government employees, railroad employees, and self-employed persons. Size class 1 to 4 includes establishments with payroll, but no employees, during mid-March pay period. (D) denotes figures withheld to avoid disclosing data for individual companies; the data are included in broader industry totals. For explanation of terms, abbreviations, and data reliability/comparability, see introductory text]

NAICS code	Industry	Number of employees for week including March 12	Payroll (\$1,000)		Total number of establishments	Number of establishments by employment-size class										
			First quarter	Annual		1 to 4	5 to 9	10 to 19	20 to 49	50 to 99	100 to 249	250 to 499	500 to 999	1,000 or more		
<b>81</b>	<b>Other services (except public administration)—Con.</b>															
812	Personal & laundry services—Con.															
81233	Drycleaning & laundry services—Con.															
812331	Linen & uniform supply .....	3 132	17 395	76 792	59	9	6	9	14	8	13	—	—	—	—	—
812331	Linen supply .....	902	4 442	18 864	20	5	2	2	5	2	4	—	—	—	—	—
812332	Industrial launderers .....	2 230	12 953	57 928	39	4	4	7	9	6	9	—	—	—	—	—
8129	Other personal services .....	4 558	20 626	82 781	673	481	90	67	21	8	4	2	—	—	—	—
81291	Pet care (except veterinary) services .....	308	923	4 006	92	71	14	5	2	—	—	—	—	—	—	—
812910	Pet care (except veterinary) services .....	308	923	4 006	92	71	14	5	2	—	—	—	—	—	—	—
81292	Photofinishing .....	1 938	10 122	45 226	94	44	20	15	8	3	2	2	—	—	—	—
812921	Photofinishing laboratories (except one-hour) .....	1 750	9 534	43 089	58	22	11	10	8	3	2	2	—	—	—	—
812922	One-hour photofinishing .....	188	588	2 137	36	22	9	5	—	—	—	—	—	—	—	—
81293	Parking lots & garages .....	1 276	5 702	13 566	267	209	21	27	7	1	2	—	—	—	—	—
812930	Parking lots & garages .....	1 276	5 702	13 566	267	209	21	27	7	1	2	—	—	—	—	—
81299	All other personal services .....	1 036	3 879	19 983	220	157	35	20	4	4	—	—	—	—	—	—
812990	All other personal services .....	1 036	3 879	19 983	220	157	35	20	4	4	—	—	—	—	—	—
813	Religious, grantmaking, civic, prof & like organizations .....	63 550	233 914	964 252	7 111	4 398	1 368	670	451	155	56	11	2	—	—	—
8131	Religious organizations .....	45 660	138 131	564 412	5 084	3 014	1 053	500	350	120	42	5	—	—	—	—
81311	Religious organizations .....	45 660	138 131	564 412	5 084	3 014	1 053	500	350	120	42	5	—	—	—	—
813110	Religious organizations .....	45 660	138 131	564 412	5 084	3 014	1 053	500	350	120	42	5	—	—	—	—
8132	Grantmaking & giving services .....	1 923	13 791	57 361	224	145	43	24	9	1	1	1	—	—	—	—
81321	Grantmaking & giving services .....	1 923	13 791	57 361	224	145	43	24	9	1	1	1	—	—	—	—
813211	Grantmaking foundations .....	363	2 970	12 469	81	55	18	5	3	—	—	—	—	—	—	—
813212	Voluntary health organizations .....	423	2 744	11 805	78	52	10	13	3	—	—	—	—	—	—	—
813219	Other grantmaking & giving services .....	1 137	8 077	33 087	65	38	15	6	3	1	1	1	—	—	—	—
8133	Social advocacy organizations .....	1 157	6 708	27 387	192	131	28	21	10	2	—	—	—	—	—	—
81331	Social advocacy organizations .....	1 157	6 708	27 387	192	131	28	21	10	2	—	—	—	—	—	—
813311	Human rights organizations .....	267	1 638	6 877	45	31	5	7	1	1	—	—	—	—	—	—
813312	Environment & wildlife organizations .....	384	1 713	7 551	72	48	12	9	3	—	—	—	—	—	—	—
813319	Other social advocacy organizations .....	506	3 357	12 959	75	52	11	5	6	1	—	—	—	—	—	—
8134	Civic & social organizations .....	6 247	17 877	75 906	488	304	70	42	40	19	10	3	—	—	—	—
81341	Civic & social organizations .....	6 247	17 877	75 906	488	304	70	42	40	19	10	3	—	—	—	—
813410	Civic & social organizations .....	6 247	17 877	75 906	488	304	70	42	40	19	10	3	—	—	—	—
8139	Business, labor, political, like organizations .....	8 563	57 407	239 186	1 123	804	174	83	42	13	3	2	2	—	—	—
81391	Business associations .....	3 302	32 073	130 289	353	262	50	18	16	4	1	1	1	—	—	—
813910	Business associations .....	3 302	32 073	130 289	353	262	50	18	16	4	1	1	1	—	—	—
81392	Professional organizations .....	699	5 844	25 150	130	103	17	3	4	2	1	—	—	—	—	—
813920	Professional organizations .....	699	5 844	25 150	130	103	17	3	4	2	1	—	—	—	—	—
81393	Labor unions & similar labor organizations .....	2 963	12 527	50 150	347	199	80	48	16	3	—	—	1	—	—	—
813930	Labor unions & similar labor organizations .....	2 963	12 527	50 150	347	199	80	48	16	3	—	—	1	—	—	—
81394	Political organizations .....	355	1 617	7 407	31	27	2	1	—	—	—	1	—	—	—	—
813940	Political organizations .....	355	1 617	7 407	31	27	2	1	—	—	—	1	—	—	—	—
81399	Oth similar organizations (exc business, prof, labor, pol) .....	1 244	5 346	26 190	262	213	25	13	6	4	1	—	—	—	—	—
813990	Oth similar organizations (exc business, prof, labor, pol) .....	1 244	5 346	26 190	262	213	25	13	6	4	1	—	—	—	—	—
<b>95</b>	<b>Auxiliaries (exc corporate, subsidiary &amp; regional mgt) .....</b>	<b>22 751</b>	<b>160 469</b>	<b>664 579</b>	<b>330</b>	<b>86</b>	<b>65</b>	<b>38</b>	<b>56</b>	<b>30</b>	<b>34</b>	<b>10</b>	<b>9</b>	<b>2</b>	<b>—</b>	<b>—</b>
<b>99</b>	<b>Unclassified establishments .....</b>	<b>1 863</b>	<b>7 109</b>	<b>46 772</b>	<b>1 304</b>	<b>1 192</b>	<b>87</b>	<b>18</b>	<b>7</b>	<b>—</b>	<b>—</b>	<b>—</b>	<b>—</b>	<b>—</b>	<b>—</b>	<b>—</b>

Note: Employment-size classes are indicated as follows: A—0 to 19; B—20 to 99; C—100 to 249; E—250 to 499; F—500 to 999; G—1,000 to 2,499; H—2,500 to 4,999; I—5,000 to 9,999; J—10,000 to 24,999; K—25,000 to 49,999; L—50,000 to 99,999; M—100,000 or more.



**Table 3. The State—Employees and Annual Payroll by Employment-Size Class: 2000**

[Excludes most government employees, railroad employees, and self-employed persons. Size class 1 to 4 includes establishments with payroll, but no employees, during mid-March pay period. (D) denotes figures withheld to avoid disclosing data for individual companies; the data are included in broader industry totals. For explanation of terms, abbreviations, and data reliability/comparability, see introductory text]

NAICS code	Major group	Total	Employment-size class								
			1 to 4	5 to 9	10 to 19	20 to 49	50 to 99	100 to 249	250 to 499	500 to 999	1,000 or more
	<b>Total number of employees ..</b>	<b>2 390 322</b>	<b>117 968</b>	<b>176 271</b>	<b>234 763</b>	<b>382 839</b>	<b>304 544</b>	<b>414 853</b>	<b>263 342</b>	<b>200 836</b>	<b>294 906</b>
	<b>Total payroll, annual (\$1,000) .....</b>	<b>69 411 435</b>	<b>3 830 924</b>	<b>4 273 309</b>	<b>5 996 078</b>	<b>10 173 391</b>	<b>8 391 648</b>	<b>11 634 850</b>	<b>7 626 153</b>	<b>6 545 681</b>	<b>10 939 401</b>
<b>11</b>	<b>FORESTRY, FISHING, HUNTING, AND AGRICULTURE SUPPORT</b>										
	Number of employees .....	1 723	433	416	(D)	(D)	—	(D)	(D)	—	—
	Payroll, annual (\$1,000) .....	40 500	9 803	8 833	(D)	(D)	—	(D)	(D)	—	—
113	Forestry and logging										
	Number of employees .....	(G)	(D)	(D)	(D)	(D)	—	(D)	—	—	—
	Payroll, annual (\$1,000) .....	(D)	(D)	(D)	(D)	(D)	—	(D)	—	—	—
114	Fishing, hunting & trapping										
	Number of employees .....	(A)	(D)	—	—	—	—	—	—	—	—
	Payroll, annual (\$1,000) .....	(D)	(D)	—	—	—	—	—	—	—	—
115	Agriculture & forestry support activities										
	Number of employees .....	(F)	(D)	(D)	(D)	(D)	—	—	(D)	—	—
	Payroll, annual (\$1,000) .....	(D)	(D)	(D)	(D)	(D)	—	—	(D)	—	—
<b>21</b>	<b>MINING</b>										
	Number of employees .....	4 335	95	(D)	1 004	1 550	906	(D)	(D)	—	—
	Payroll, annual (\$1,000) .....	154 089	4 628	(D)	32 462	57 196	31 681	(D)	(D)	—	—
211	Oil & gas extraction										
	Number of employees .....	(C)	(D)	(D)	(D)	(D)	—	—	—	—	—
	Payroll, annual (\$1,000) .....	(D)	(D)	(D)	(D)	(D)	—	—	—	—	—
212	Mining (except oil & gas)										
	Number of employees .....	3 880	53	(D)	910	(D)	906	(D)	(D)	—	—
	Payroll, annual (\$1,000) .....	138 007	2 879	(D)	29 038	(D)	31 681	(D)	(D)	—	—
213	Mining support activities										
	Number of employees .....	(E)	(D)	(D)	(D)	(D)	—	(D)	—	—	—
	Payroll, annual (\$1,000) .....	(D)	(D)	(D)	(D)	(D)	—	(D)	—	—	—
<b>22</b>	<b>UTILITIES</b>										
	Number of employees .....	3 367	112	299	356	(D)	1 389	(D)	(D)	—	—
	Payroll, annual (\$1,000) .....	136 864	4 049	9 982	13 471	(D)	56 675	(D)	(D)	—	—
221	Utilities										
	Number of employees .....	3 367	112	299	356	(D)	1 389	(D)	(D)	—	—
	Payroll, annual (\$1,000) .....	136 864	4 049	9 982	13 471	(D)	56 675	(D)	(D)	—	—
<b>23</b>	<b>CONSTRUCTION</b>										
	Number of employees .....	131 443	11 232	14 249	18 535	27 435	20 570	20 934	8 593	4 973	4 922
	Payroll, annual (\$1,000) .....	4 242 936	292 385	329 664	516 535	858 244	742 437	779 099	339 536	174 323	210 713
233	Building, developing & general contracting										
	Number of employees .....	32 715	3 808	4 365	4 743	6 194	4 136	4 464	2 242	(D)	(D)
	Payroll, annual (\$1,000) .....	1 135 313	111 312	114 889	138 743	213 623	173 288	187 120	82 741	(D)	(D)
234	Heavy construction										
	Number of employees .....	21 217	600	974	1 706	3 482	3 508	3 852	2 498	(D)	(D)
	Payroll, annual (\$1,000) .....	734 621	20 208	19 983	48 657	112 127	119 942	141 726	91 016	(D)	(D)
235	Special trade contractors										
	Number of employees .....	77 511	6 824	8 910	12 086	17 759	12 926	12 618	3 853	2 535	—
	Payroll, annual (\$1,000) .....	2 373 002	160 865	194 792	329 135	532 494	449 207	450 253	165 779	90 477	—
<b>31-33</b>	<b>MANUFACTURING</b>										
	Number of employees .....	475 621	4 071	7 596	13 910	35 655	44 158	95 272	94 297	79 267	101 395
	Payroll, annual (\$1,000) .....	15 997 958	134 079	188 706	387 422	1 053 590	1 361 872	2 937 067	3 005 907	2 587 549	4 341 766
311	Food mfg										
	Number of employees .....	38 492	197	366	529	1 331	2 189	6 700	5 129	7 716	14 335
	Payroll, annual (\$1,000) .....	1 240 256	3 699	6 154	11 047	40 413	65 034	219 286	196 636	265 090	432 897
312	Beverage & tobacco product mfg										
	Number of employees .....	3 977	32	(D)	(D)	(D)	(D)	(D)	(D)	(D)	—
	Payroll, annual (\$1,000) .....	150 420	1 113	(D)	(D)	(D)	(D)	(D)	(D)	(D)	—
313	Textile mills										
	Number of employees .....	9 846	33	(D)	109	(D)	790	2 257	3 638	2 513	—
	Payroll, annual (\$1,000) .....	284 434	588	(D)	2 131	(D)	19 634	55 618	98 693	95 704	—
314	Textile product mills										
	Number of employees .....	5 654	120	123	203	(D)	(D)	1 615	2 266	—	—
	Payroll, annual (\$1,000) .....	145 925	2 181	2 605	4 449	(D)	(D)	46 957	61 638	—	—
315	Apparel manufacturing										
	Number of employees .....	18 818	(D)	(D)	(D)	1 421	(D)	7 097	3 529	3 418	—
	Payroll, annual (\$1,000) .....	348 450	(D)	(D)	(D)	25 644	(D)	119 574	69 177	80 197	—
316	Leather & allied product mfg										
	Number of employees .....	2 860	11	41	57	(D)	(D)	(D)	(D)	(D)	—
	Payroll, annual (\$1,000) .....	53 920	259	537	1 043	(D)	(D)	(D)	(D)	(D)	—
321	Wood product mfg										
	Number of employees .....	20 320	360	761	1 659	3 357	2 293	5 883	3 056	(D)	(D)
	Payroll, annual (\$1,000) .....	500 208	6 502	12 504	34 103	75 996	54 135	158 038	77 005	(D)	(D)
322	Paper mfg										
	Number of employees .....	17 293	(D)	110	211	1 046	2 645	6 042	4 945	(D)	(D)
	Payroll, annual (\$1,000) .....	712 070	(D)	2 869	6 312	30 815	101 788	244 910	199 948	(D)	(D)

See footnotes at end of table.

**Table 3. The State—Employees and Annual Payroll by Employment-Size Class: 2000—Con.**

[Excludes most government employees, railroad employees, and self-employed persons. Size class 1 to 4 includes establishments with payroll, but no employees, during mid-March pay period. (D) denotes figures withheld to avoid disclosing data for individual companies; the data are included in broader industry totals. For explanation of terms, abbreviations, and data reliability/comparability, see introductory text]

NAICS code	Major group	Total	Employment-size class								
			1 to 4	5 to 9	10 to 19	20 to 49	50 to 99	100 to 249	250 to 499	500 to 999	1,000 or more
<b>31-33</b>	<b>MANUFACTURING—Con.</b>										
323	Printing & related support activities										
	Number of employees .....	23 156	662	1 148	1 259	3 321	2 328	3 769	3 663	(D)	(D)
	Payroll, annual (\$1,000).....	773 116	16 269	25 904	39 735	109 955	83 230	139 645	128 395	(D)	(D)
324	Petroleum & coal products mfg										
	Number of employees .....	1 407	58	(D)	(D)	(D)	(D)	(D)	(D)	—	—
	Payroll, annual (\$1,000).....	59 495	2 665	(D)	(D)	(D)	(D)	(D)	(D)	—	—
325	Chemical mfg										
	Number of employees .....	30 509	125	281	698	(D)	1 940	4 660	4 758	(D)	14 000
	Payroll, annual (\$1,000).....	1 490 277	5 883	9 070	24 303	(D)	87 142	201 903	203 457	(D)	792 901
326	Plastics & rubber products mfg										
	Number of employees .....	37 246	117	314	729	3 056	4 273	8 755	6 146	7 731	6 125
	Payroll, annual (\$1,000).....	1 191 168	10 773	7 612	18 991	79 209	119 169	261 527	183 990	248 523	261 374
327	Nonmetallic mineral product mfg										
	Number of employees .....	15 021	162	411	899	2 847	1 518	3 582	2 540	(D)	(D)
	Payroll, annual (\$1,000).....	531 526	4 688	9 601	23 945	83 160	51 460	124 747	83 923	(D)	(D)
331	Primary metal mfg										
	Number of employees .....	16 968	36	(D)	221	779	1 620	3 920	5 558	(D)	(D)
	Payroll, annual (\$1,000).....	670 757	3 640	(D)	7 065	29 541	60 096	152 269	195 720	(D)	(D)
332	Fabricated metal product mfg										
	Number of employees .....	46 843	609	(D)	3 006	6 280	7 461	11 548	9 633	5 793	(D)
	Payroll, annual (\$1,000).....	1 438 233	16 886	(D)	92 470	201 724	245 364	334 723	295 376	185 091	(D)
333	Machinery mfg										
	Number of employees .....	43 062	303	641	1 221	2 653	3 139	6 609	7 775	6 354	14 367
	Payroll, annual (\$1,000).....	1 392 076	14 413	19 035	40 934	91 634	117 981	221 075	226 153	215 253	445 598
334	Computer & electronic product mfg										
	Number of employees .....	14 906	124	191	313	660	1 669	1 314	3 583	3 380	3 672
	Payroll, annual (\$1,000).....	561 819	8 082	7 210	11 283	25 948	72 870	37 566	130 460	127 351	141 049
335	Electrical equip, appliance & component mfg										
	Number of employees .....	24 217	50	103	211	787	1 076	4 951	6 680	3 605	6 754
	Payroll, annual (\$1,000).....	732 428	2 594	3 610	6 171	27 314	31 663	153 924	184 373	112 297	210 482
336	Transportation equipment mfg										
	Number of employees .....	61 153	117	227	560	1 486	2 171	5 685	13 090	15 495	22 322
	Payroll, annual (\$1,000).....	2 522 751	3 245	5 253	13 845	43 310	62 650	177 192	420 462	520 238	1 276 556
337	Furniture & related product mfg										
	Number of employees .....	26 546	358	517	797	2 129	2 527	4 008	3 111	5 696	7 403
	Payroll, annual (\$1,000).....	665 166	7 743	9 481	16 964	47 578	52 736	87 477	83 504	135 155	224 528
339	Miscellaneous mfg										
	Number of employees .....	17 327	438	593	687	1 613	1 786	4 703	(D)	3 588	(D)
	Payroll, annual (\$1,000).....	533 463	12 101	15 277	19 148	45 727	43 438	135 801	(D)	98 708	(D)
<b>42</b>	<b>WHOLESALE TRADE</b>										
	Number of employees .....	<b>126 597</b>	<b>7 173</b>	<b>11 081</b>	<b>17 299</b>	<b>27 258</b>	<b>19 630</b>	<b>21 508</b>	<b>14 963</b>	<b>3 647</b>	<b>4 038</b>
	Payroll, annual (\$1,000).....	<b>4 847 672</b>	<b>302 279</b>	<b>403 057</b>	<b>622 628</b>	<b>1 061 510</b>	<b>754 241</b>	<b>859 975</b>	<b>571 942</b>	<b>165 870</b>	<b>106 170</b>
421	Wholesale trade, durable goods										
	Number of employees .....	75 111	5 099	8 047	11 612	18 460	12 818	10 579	(D)	(D)	—
	Payroll, annual (\$1,000).....	3 022 101	208 665	294 127	430 946	749 508	504 492	478 874	(D)	(D)	—
422	Wholesale trade, nondurable goods										
	Number of employees .....	51 486	2 074	3 034	5 687	8 798	6 812	10 929	(D)	(D)	4 038
	Payroll, annual (\$1,000).....	1 825 571	93 614	108 930	191 682	312 002	249 749	381 101	(D)	(D)	106 170
<b>44-45</b>	<b>RETAIL TRADE</b>										
	Number of employees .....	<b>311 497</b>	<b>21 514</b>	<b>44 463</b>	<b>48 768</b>	<b>60 226</b>	<b>46 011</b>	<b>61 317</b>	<b>23 996</b>	<b>5 202</b>	<b>—</b>
	Payroll, annual (\$1,000).....	<b>5 908 047</b>	<b>451 799</b>	<b>760 113</b>	<b>893 566</b>	<b>1 203 546</b>	<b>932 202</b>	<b>1 177 899</b>	<b>401 498</b>	<b>87 424</b>	<b>—</b>
441	Motor vehicle & parts dealers										
	Number of employees .....	41 498	2 616	4 547	6 823	9 585	9 515	(D)	(D)	—	—
	Payroll, annual (\$1,000).....	1 373 406	73 137	103 869	163 001	319 901	362 289	(D)	(D)	—	—
442	Furniture & home furnishing stores										
	Number of employees .....	10 828	(D)	2 083	2 930	3 262	(D)	(D)	—	—	—
	Payroll, annual (\$1,000).....	243 177	(D)	44 900	65 099	77 164	(D)	(D)	—	—	—
443	Electronics & appliance stores										
	Number of employees .....	6 884	876	1 639	1 100	1 039	1 403	827	—	—	—
	Payroll, annual (\$1,000).....	155 775	19 292	31 926	25 861	32 115	30 397	16 184	—	—	—
444	Bldg material & garden equip & supp dealers										
	Number of employees .....	27 110	1 699	3 390	5 706	6 670	(D)	7 040	(D)	—	—
	Payroll, annual (\$1,000).....	678 508	45 723	77 306	138 679	187 859	(D)	155 771	(D)	—	—
445	Food & beverage stores										
	Number of employees .....	57 016	2 348	3 368	3 907	11 963	16 257	(D)	(D)	—	—
	Payroll, annual (\$1,000).....	764 535	44 445	42 810	48 151	158 152	207 432	(D)	(D)	—	—
446	Health & personal care stores										
	Number of employees .....	19 353	1 377	2 883	6 110	5 416	2 504	(D)	(D)	—	—
	Payroll, annual (\$1,000).....	441 506	38 056	66 276	143 562	115 963	46 262	(D)	(D)	—	—
447	Gasoline stations										
	Number of employees .....	24 801	2 712	8 873	6 406	4 343	(D)	(D)	—	—	—
	Payroll, annual (\$1,000).....	329 628	45 464	128 036	84 528	45 245	(D)	(D)	—	—	—
448	Clothing & clothing accessories stores										
	Number of employees .....	26 844	2 960	7 226	6 427	6 511	2 430	1 290	—	—	—
	Payroll, annual (\$1,000).....	358 712	51 014	102 230	80 050	79 230	31 316	14 872	—	—	—

See footnotes at end of table.

**Table 3. The State—Employees and Annual Payroll by Employment-Size Class: 2000—Con.**

[Excludes most government employees, railroad employees, and self-employed persons. Size class 1 to 4 includes establishments with payroll, but no employees, during mid-March pay period. (D) denotes figures withheld to avoid disclosing data for individual companies; the data are included in broader industry totals. For explanation of terms, abbreviations, and data reliability/comparability, see introductory text]

NAICS code	Major group	Employment-size class									
		Total	1 to 4	5 to 9	10 to 19	20 to 49	50 to 99	100 to 249	250 to 499	500 to 999	1,000 or more
<b>44-45</b>	<b>RETAIL TRADE—Con.</b>										
451	Sporting goods, hobby, book & music stores										
	Number of employees . . . . .	11 124	(D)	2 187	2 574	3 544	(D)	(D)	(D)	—	—
	Payroll, annual (\$1,000) . . . . .	155 881	(D)	29 580	35 143	49 890	(D)	(D)	(D)	—	—
452	General merchandise stores										
	Number of employees . . . . .	60 860	(D)	2 782	1 959	(D)	(D)	(D)	21 624	(D)	—
	Payroll, annual (\$1,000) . . . . .	929 612	(D)	31 788	20 475	(D)	(D)	(D)	346 054	(D)	—
453	Miscellaneous store retailers										
	Number of employees . . . . .	16 460	3 185	4 358	3 647	4 257	569	444	—	—	—
	Payroll, annual (\$1,000) . . . . .	278 396	52 704	73 024	64 461	68 869	13 702	5 636	—	—	—
454	Nonstore retailers										
	Number of employees . . . . .	8 719	832	1 127	1 179	(D)	1 101	1 090	(D)	(D)	—
	Payroll, annual (\$1,000) . . . . .	198 911	22 462	28 368	24 556	(D)	31 299	19 555	(D)	(D)	—
<b>48-49</b>	<b>TRANSPORTATION &amp; WAREHOUSING</b>										
	<b>Number of employees . . . . .</b>	<b>104 177</b>	<b>3 545</b>	<b>4 873</b>	<b>7 032</b>	<b>16 111</b>	<b>13 351</b>	<b>16 392</b>	<b>8 472</b>	<b>10 091</b>	<b>24 310</b>
	<b>Payroll, annual (\$1,000) . . . . .</b>	<b>3 460 542</b>	<b>142 755</b>	<b>140 567</b>	<b>228 828</b>	<b>544 935</b>	<b>501 442</b>	<b>574 045</b>	<b>298 501</b>	<b>317 209</b>	<b>712 260</b>
481	Air transportation										
	Number of employees . . . . .	6 422	(D)	(D)	(D)	341	584	(D)	(D)	—	(D)
	Payroll, annual (\$1,000) . . . . .	235 354	(D)	(D)	(D)	10 755	20 352	(D)	(D)	—	(D)
483	Water transportation										
	Number of employees . . . . .	954	(D)	(D)	(D)	(D)	241	515	—	—	—
	Payroll, annual (\$1,000) . . . . .	35 845	(D)	(D)	(D)	(D)	10 224	15 168	—	—	—
484	Truck transportation										
	Number of employees . . . . .	56 215	2 132	2 770	3 545	8 559	7 146	9 310	4 448	6 914	11 391
	Payroll, annual (\$1,000) . . . . .	1 874 499	69 839	65 480	93 311	267 511	253 010	354 960	165 866	259 917	344 605
485	Transit & ground passenger transportation										
	Number of employees . . . . .	4 787	(D)	366	466	495	872	989	(D)	(D)	—
	Payroll, annual (\$1,000) . . . . .	86 938	(D)	3 538	6 672	9 581	14 679	19 418	(D)	(D)	—
486	Pipeline transportation										
	Number of employees . . . . .	498	47	53	180	218	—	—	—	—	—
	Payroll, annual (\$1,000) . . . . .	28 212	2 173	2 865	11 616	11 558	—	—	—	—	—
487	Scenic & sightseeing transportation										
	Number of employees . . . . .	184	(D)	(D)	(D)	(D)	—	—	—	—	—
	Payroll, annual (\$1,000) . . . . .	5 633	(D)	(D)	(D)	(D)	—	—	—	—	—
488	Transportation support activities										
	Number of employees . . . . .	7 138	499	(D)	823	1 446	1 306	1 130	(D)	(D)	—
	Payroll, annual (\$1,000) . . . . .	231 088	27 445	(D)	25 330	47 047	39 654	41 011	(D)	(D)	—
492	Couriers & messengers										
	Number of employees . . . . .	23 614	324	(D)	1 380	3 607	2 379	(D)	(D)	(D)	(D)
	Payroll, annual (\$1,000) . . . . .	834 697	30 343	(D)	71 865	154 761	139 965	(D)	(D)	(D)	(D)
493	Warehousing & storage										
	Number of employees . . . . .	4 365	129	306	403	1 229	823	(D)	(D)	(D)	—
	Payroll, annual (\$1,000) . . . . .	128 276	5 240	8 875	12 209	34 526	23 558	(D)	(D)	(D)	—
<b>51</b>	<b>INFORMATION</b>										
	<b>Number of employees . . . . .</b>	<b>52 141</b>	<b>2 035</b>	<b>2 858</b>	<b>4 830</b>	<b>8 860</b>	<b>8 517</b>	<b>9 117</b>	<b>5 993</b>	<b>2 598</b>	<b>7 333</b>
	<b>Payroll, annual (\$1,000) . . . . .</b>	<b>1 941 287</b>	<b>89 402</b>	<b>95 570</b>	<b>174 592</b>	<b>312 774</b>	<b>327 730</b>	<b>344 181</b>	<b>231 695</b>	<b>92 535</b>	<b>272 808</b>
511	Publishing industries										
	Number of employees . . . . .	14 605	(D)	(D)	947	1 995	1 884	2 930	(D)	(D)	(D)
	Payroll, annual (\$1,000) . . . . .	507 434	(D)	(D)	31 509	61 912	50 702	106 358	(D)	(D)	(D)
512	Motion picture & sound recording industries										
	Number of employees . . . . .	4 956	483	(D)	665	1 795	(D)	846	—	—	—
	Payroll, annual (\$1,000) . . . . .	148 283	20 460	(D)	25 207	33 779	(D)	23 066	—	—	—
513	Broadcasting & telecommunications										
	Number of employees . . . . .	27 526	924	1 469	2 683	4 433	4 840	4 948	(D)	(D)	(D)
	Payroll, annual (\$1,000) . . . . .	1 054 360	42 773	50 010	103 779	189 234	189 822	198 186	(D)	(D)	(D)
514	Information & data processing services										
	Number of employees . . . . .	5 054	(D)	(D)	535	637	(D)	393	(D)	(D)	—
	Payroll, annual (\$1,000) . . . . .	231 210	(D)	(D)	14 097	27 849	(D)	16 571	(D)	(D)	—
<b>52</b>	<b>FINANCE &amp; INSURANCE</b>										
	<b>Number of employees . . . . .</b>	<b>102 382</b>	<b>9 705</b>	<b>11 891</b>	<b>11 678</b>	<b>15 057</b>	<b>11 585</b>	<b>9 244</b>	<b>9 790</b>	<b>9 262</b>	<b>14 170</b>
	<b>Payroll, annual (\$1,000) . . . . .</b>	<b>4 225 654</b>	<b>370 742</b>	<b>405 912</b>	<b>412 636</b>	<b>744 682</b>	<b>508 846</b>	<b>420 213</b>	<b>400 455</b>	<b>413 579</b>	<b>548 589</b>
521	Monetary authorities - central bank										
	Number of employees . . . . .	(E)	—	—	—	—	—	(D)	—	—	—
	Payroll, annual (\$1,000) . . . . .	(D)	—	—	—	—	—	(D)	—	—	—
522	Credit intermediation & related activities										
	Number of employees . . . . .	53 288	4 410	8 326	8 010	8 222	6 243	4 494	4 429	4 753	4 401
	Payroll, annual (\$1,000) . . . . .	1 785 628	151 368	225 001	226 258	280 366	214 718	202 649	206 377	142 770	136 121
523	Security, commodity contracts & like activity										
	Number of employees . . . . .	7 950	1 036	(D)	637	(D)	(D)	(D)	—	(D)	—
	Payroll, annual (\$1,000) . . . . .	783 875	83 982	(D)	50 694	(D)	(D)	(D)	—	(D)	—

See footnotes at end of table.

**Table 3. The State—Employees and Annual Payroll by Employment-Size Class: 2000—Con.**

[Excludes most government employees, railroad employees, and self-employed persons. Size class 1 to 4 includes establishments with payroll, but no employees, during mid-March pay period. (D) denotes figures withheld to avoid disclosing data for individual companies; the data are included in broader industry totals. For explanation of terms, abbreviations, and data reliability/comparability, see introductory text]

NAICS code	Major group	Employment-size class									
		Total	1 to 4	5 to 9	10 to 19	20 to 49	50 to 99	100 to 249	250 to 499	500 to 999	1,000 or more
<b>52</b>	<b>FINANCE &amp; INSURANCE—Con.</b>										
524	Insurance carriers & related activities										
	Number of employees .....	40 532	4 220	2 750	2 997	(D)	3 690	(D)	5 361	(D)	9 769
	Payroll, annual (\$1,000).....	1 630 210	133 721	111 412	132 109	(D)	172 390	(D)	194 078	(D)	412 468
525	Funds, trusts, & other financial vehicles (part)										
	Number of employees .....	(E)	39	(D)	34	(D)	(D)	—	—	—	—
	Payroll, annual (\$1,000).....	(D)	1 671	(D)	3 575	(D)	(D)	—	—	—	—
<b>53</b>	<b>REAL ESTATE &amp; RENTAL &amp; LEASING</b>										
	Number of employees .....	33 882	5 867	6 826	6 171	4 802	3 468	3 790	(D)	(D)	—
	Payroll, annual (\$1,000).....	885 884	151 307	160 542	147 433	131 792	97 933	109 121	(D)	(D)	—
531	Real estate										
	Number of employees .....	20 546	4 469	3 750	2 926	2 346	2 059	2 662	(D)	(D)	—
	Payroll, annual (\$1,000).....	560 373	117 061	91 472	79 087	63 950	63 813	75 731	(D)	(D)	—
532	Rental & leasing services										
	Number of employees .....	12 818	(D)	3 006	3 155	2 309	(D)	1 128	—	(D)	—
	Payroll, annual (\$1,000).....	302 992	(D)	65 564	66 153	60 269	(D)	33 390	—	(D)	—
533	Lessors of other nonfinancial intangible asset										
	Number of employees .....	518	(D)	70	90	147	(D)	—	—	—	—
	Payroll, annual (\$1,000).....	22 519	(D)	3 506	2 193	7 573	(D)	—	—	—	—
<b>54</b>	<b>PROFESSIONAL, SCIENTIFIC &amp; TECHNICAL SERVICES</b>										
	Number of employees .....	95 083	10 709	10 779	13 302	16 564	10 361	13 422	8 589	(D)	(D)
	Payroll, annual (\$1,000).....	4 059 794	572 534	348 693	499 351	718 680	474 712	582 680	288 923	(D)	(D)
541	Professional, scientific & technical services										
	Number of employees .....	95 083	10 709	10 779	13 302	16 564	10 361	13 422	8 589	(D)	(D)
	Payroll, annual (\$1,000).....	4 059 794	572 534	348 693	499 351	718 680	474 712	582 680	288 923	(D)	(D)
<b>55</b>	<b>MANAGEMENT OF COMPANIES &amp; ENTERPRISES</b>										
	Number of employees .....	73 863	589	988	2 172	5 528	7 153	12 492	7 964	14 406	22 571
	Payroll, annual (\$1,000).....	4 260 285	78 225	70 007	139 732	322 484	455 159	832 559	364 233	929 682	1 068 204
551	Management of companies & enterprises										
	Number of employees .....	73 863	589	988	2 172	5 528	7 153	12 492	7 964	14 406	22 571
	Payroll, annual (\$1,000).....	4 260 285	78 225	70 007	139 732	322 484	455 159	832 559	364 233	929 682	1 068 204
<b>56</b>	<b>ADMIN, SUPPORT, WASTE MGT, REMEDIATION SERVICES</b>										
	Number of employees .....	187 636	5 296	6 632	10 021	17 402	22 403	45 296	35 343	27 012	18 231
	Payroll, annual (\$1,000).....	3 798 755	229 048	162 057	263 556	421 712	473 349	777 318	586 632	502 156	382 927
561	Administrative & support services										
	Number of employees .....	181 467	5 042	6 364	(D)	16 753	21 190	44 105	33 897	(D)	18 231
	Payroll, annual (\$1,000).....	3 570 380	221 953	154 761	(D)	398 248	435 080	730 314	527 771	(D)	382 927
562	Waste management & remediation services										
	Number of employees .....	6 169	254	268	(D)	649	1 213	1 191	1 446	(D)	—
	Payroll, annual (\$1,000).....	228 375	7 095	7 296	(D)	23 464	38 269	47 004	58 861	(D)	—
<b>61</b>	<b>EDUCATIONAL SERVICES</b>										
	Number of employees .....	43 296	744	946	1 568	(D)	4 368	7 604	6 645	6 441	(D)
	Payroll, annual (\$1,000).....	903 815	18 381	15 831	26 438	(D)	99 495	171 406	118 577	145 611	(D)
611	Educational services										
	Number of employees .....	43 296	744	946	1 568	(D)	4 368	7 604	6 645	6 441	(D)
	Payroll, annual (\$1,000).....	903 815	18 381	15 831	26 438	(D)	99 495	171 406	118 577	145 611	(D)
<b>62</b>	<b>HEALTH CARE AND SOCIAL ASSISTANCE</b>										
	Number of employees .....	285 189	11 024	20 138	25 299	34 900	25 521	51 652	23 024	20 754	72 877
	Payroll, annual (\$1,000).....	8 880 473	470 908	658 645	843 535	1 249 336	717 313	1 179 507	643 012	568 839	2 549 378
621	Ambulatory health care services										
	Number of employees .....	92 937	8 433	14 931	16 017	20 587	11 495	12 847	5 234	(D)	(D)
	Payroll, annual (\$1,000).....	3 974 576	405 171	586 080	715 247	1 026 723	475 014	451 667	208 227	(D)	(D)
622	Hospitals										
	Number of employees .....	110 787	18	(D)	(D)	226	930	8 264	13 169	16 453	(D)
	Payroll, annual (\$1,000).....	3 582 110	10 415	(D)	(D)	6 818	26 806	218 670	345 113	476 569	(D)
623	Nursing & residential care facilities										
	Number of employees .....	50 801	538	(D)	2 374	5 001	9 388	27 268	3 383	(D)	—
	Payroll, annual (\$1,000).....	898 450	19 046	(D)	37 757	87 919	160 107	466 448	72 026	(D)	—
624	Social assistance										
	Number of employees .....	30 664	2 035	3 975	(D)	9 086	3 708	3 273	1 238	(D)	—
	Payroll, annual (\$1,000).....	425 337	36 276	51 526	(D)	127 876	55 386	42 722	17 646	(D)	—

See footnotes at end of table.

**Table 3. The State—Employees and Annual Payroll by Employment-Size Class: 2000—Con.**

[Excludes most government employees, railroad employees, and self-employed persons. Size class 1 to 4 includes establishments with payroll, but no employees, during mid-March pay period. (D) denotes figures withheld to avoid disclosing data for individual companies; the data are included in broader industry totals. For explanation of terms, abbreviations, and data reliability/comparability, see introductory text]

NAICS code	Major group	Total	Employment-size class									
			1 to 4	5 to 9	10 to 19	20 to 49	50 to 99	100 to 249	250 to 499	500 to 999	1,000 or more	
<b>71</b>	<b>ARTS, ENTERTAINMENT &amp; RECREATION</b>											
	Number of employees .....	22 470	1 713	2 351	3 466	5 657	3 926	3 772	1 585	—	—	
	Payroll, annual (\$1,000) .....	665 680	72 585	51 879	104 361	133 357	78 916	183 619	40 963	—	—	
711	Performing arts, spectator sports & related industries											
	Number of employees .....	6 738	701	960	1 341	1 193	(D)	1 468	(D)	—	—	
	Payroll, annual (\$1,000) .....	397 205	49 104	31 601	73 049	71 933	(D)	143 771	(D)	—	—	
712	Museums, historical sites & like institutions											
	Number of employees .....	2 262	93	133	119	535	(D)	381	(D)	—	—	
	Payroll, annual (\$1,000) .....	42 284	1 537	1 998	1 863	8 633	(D)	7 786	(D)	—	—	
713	Amusement, gambling & recreation industries											
	Number of employees .....	13 470	919	1 258	2 006	3 929	(D)	1 923	(D)	—	—	
	Payroll, annual (\$1,000) .....	226 191	21 944	18 280	29 449	52 791	(D)	32 062	(D)	—	—	
<b>72</b>	<b>ACCOMMODATION &amp; FOOD SERVICES</b>											
	Number of employees .....	197 957	4 290	9 350	28 103	76 869	45 273	24 223	(D)	(D)	(D)	
	Payroll, annual (\$1,000) .....	2 249 261	104 671	98 159	299 675	792 317	506 675	282 238	(D)	(D)	(D)	
721	Accommodation											
	Number of employees .....	27 496	762	1 571	4 765	7 330	(D)	4 014	1 748	(D)	(D)	
	Payroll, annual (\$1,000) .....	442 351	19 531	20 164	59 494	103 465	(D)	67 790	32 160	(D)	(D)	
722	Food services & drinking places											
	Number of employees .....	170 461	3 528	7 779	23 338	69 539	(D)	20 209	(D)	(D)	—	
	Payroll, annual (\$1,000) .....	1 806 910	85 140	77 995	240 181	688 852	(D)	214 448	(D)	(D)	—	
<b>81</b>	<b>OTHER SERVICES (EXCEPT PUBLIC ADMINISTRATION)</b>											
	Number of employees .....	113 049	16 729	19 338	20 235	22 822	13 879	12 859	(D)	(D)	—	
	Payroll, annual (\$1,000) .....	2 040 588	288 760	335 435	357 816	399 266	217 315	246 040	(D)	(D)	—	
811	Repair & maintenance											
	Number of employees .....	23 225	4 697	5 503	5 332	4 158	(D)	1 558	(D)	—	—	
	Payroll, annual (\$1,000) .....	605 870	103 133	129 735	126 221	117 187	(D)	54 621	(D)	—	—	
812	Personal & laundry services											
	Number of employees .....	26 274	3 523	4 942	5 936	4 828	(D)	3 414	(D)	—	—	
	Payroll, annual (\$1,000) .....	470 466	57 346	81 533	101 651	86 373	(D)	73 399	(D)	—	—	
813	Religious, grantmaking, civic, prof & like organizations											
	Number of employees .....	63 550	8 509	8 893	8 967	13 836	10 314	7 887	(D)	(D)	—	
	Payroll, annual (\$1,000) .....	964 252	128 281	124 167	129 944	195 706	141 142	118 020	(D)	(D)	—	
<b>95</b>	<b>AUXILIARIES (EXC CORPORATE, SUBSIDIARY &amp; REGIONAL MGT)</b>											
	Number of employees .....	22 751	163	432	509	(D)	2 075	5 425	2 961	6 225	(D)	
	Payroll, annual (\$1,000) .....	664 579	10 545	14 662	22 038	(D)	53 655	159 416	88 312	177 369	(D)	
<b>99</b>	<b>UNCLASSIFIED ESTABLISHMENTS</b>											
	Number of employees .....	1 863	929	(D)	(D)	(D)	—	—	—	—	—	
	Payroll, annual (\$1,000) .....	46 772	32 039	(D)	(D)	(D)	—	—	—	—	—	

Note: Employment-size classes are indicated as follows: A—0 to 19; B—20 to 99; C—100 to 249; E—250 to 499; F—500 to 999; G—1,000 to 2,499; H—2,500 to 4,999; I—5,000 to 9,999; J—10,000 to 24,999; K—25,000 to 49,999; L—50,000 to 99,999; M—100,000 or more.

**Table 4. The State—Establishments With 1,000 Employees or More by Major Group and Employment-Size Class: 2000**

[Excludes most government employees, railroad employees, and self-employed persons. For explanation of terms, abbreviations, and data reliability/comparability, see introductory text]

NAICS code	Major group	Total number of establishments	Number of establishments by employment-size class			
			1,000 to 1,499	1,500 to 2,499	2,500 to 4,999	5,000 or more
	<b>Total</b> .....	<b>137</b>	<b>71</b>	<b>36</b>	<b>21</b>	<b>9</b>
<b>23</b>	<b>Construction</b> .....	<b>4</b>	<b>4</b>	—	—	—
233	Building, developing & general contracting .....	1	1	—	—	—
234	Heavy construction .....	3	3	—	—	—
<b>31-33</b>	<b>Manufacturing</b> .....	<b>50</b>	<b>29</b>	<b>13</b>	<b>4</b>	<b>4</b>
311	Food mfg .....	7	5	1	—	1
321	Wood product mfg .....	1	1	—	—	—
322	Paper mfg .....	1	1	—	—	—
323	Printing & related support activities .....	3	3	—	—	—
325	Chemical mfg .....	3	1	—	1	1
326	Plastics & rubber products mfg .....	3	2	—	1	—
327	Nonmetallic mineral product mfg .....	1	—	1	—	—
331	Primary metal mfg .....	2	1	1	—	—
332	Fabricated metal product mfg .....	1	—	—	—	—
333	Machinery mfg .....	9	5	4	—	—
334	Computer & electronic product mfg .....	3	3	—	—	—
335	Electrical equip, appliance & component mfg .....	4	2	1	1	—
336	Transportation equipment mfg .....	7	2	2	1	2
337	Furniture & related product mfg .....	4	1	3	—	—
339	Miscellaneous mfg .....	1	1	—	—	—
<b>42</b>	<b>Wholesale trade</b> .....	<b>3</b>	<b>2</b>	<b>1</b>	—	—
422	Wholesale trade, nondurable goods .....	3	2	1	—	—
<b>48-49</b>	<b>Transportation &amp; warehousing</b> .....	<b>7</b>	<b>2</b>	—	<b>3</b>	<b>2</b>
481	Air transportation .....	2	1	—	1	—
484	Truck transportation .....	3	1	—	1	1
492	Couriers & messengers .....	2	—	—	1	1
<b>51</b>	<b>Information</b> .....	<b>5</b>	<b>3</b>	<b>2</b>	—	—
511	Publishing industries .....	3	2	1	—	—
513	Broadcasting & telecommunications .....	2	1	1	—	—
<b>52</b>	<b>Finance &amp; insurance</b> .....	<b>8</b>	<b>4</b>	<b>3</b>	<b>1</b>	—
522	Credit intermediation & related activities .....	3	2	1	—	—
524	Insurance carriers & related activities .....	5	2	2	1	—
<b>54</b>	<b>Professional, scientific &amp; technical services</b> .....	<b>3</b>	<b>2</b>	—	<b>1</b>	—
541	Professional, scientific & technical services .....	3	2	—	1	—
<b>55</b>	<b>Management of companies &amp; enterprises</b> .....	<b>8</b>	<b>5</b>	<b>1</b>	<b>1</b>	<b>1</b>
551	Management of companies & enterprises .....	8	5	1	1	1
<b>56</b>	<b>Admin, support, waste mgt, remediation services</b> .....	<b>11</b>	<b>8</b>	<b>1</b>	<b>2</b>	—
561	Administrative & support services .....	11	8	1	2	—
<b>61</b>	<b>Educational services</b> .....	<b>2</b>	<b>1</b>	—	—	<b>1</b>
611	Educational services .....	2	1	—	—	1
<b>62</b>	<b>Health care and social assistance</b> .....	<b>33</b>	<b>10</b>	<b>14</b>	<b>8</b>	<b>1</b>
621	Ambulatory health care services .....	1	1	—	—	—
622	Hospitals .....	32	9	14	8	1
<b>72</b>	<b>Accommodation &amp; food services</b> .....	<b>1</b>	—	—	<b>1</b>	—
721	Accommodation .....	1	—	—	1	—
<b>95</b>	<b>Auxiliaries (exc corporate, subsidiary &amp; regional mgt)</b> .....	<b>2</b>	<b>1</b>	<b>1</b>	—	—



**Table 5. The State—Employees, Payroll, and Establishments by County: 2000 and 1999—Con.**

[Excludes most government employees, railroad employees, and self-employed persons. (D) denotes figures withheld to avoid disclosing data for individual companies; the data are included in broader industry totals. For explanation of terms, abbreviations, and data reliability/comparability, see introductory text]

County	2000				1999			
	Number of establishments	Number of employees for week including March 12	Payroll (\$1,000)		Number of establishments	Number of employees for week including March 12	Payroll (\$1,000)	
			First quarter	Annual			First quarter	Annual
Wayne .....	247	2 889	12 136	50 434	244	2 714	10 665	45 309
Weakley .....	647	9 933	52 043	207 124	648	10 141	47 259	209 886
White .....	406	6 829	37 766	147 749	400	6 623	36 156	146 478
Williamson .....	4 362	69 912	622 357	2 473 812	4 218	68 319	530 694	2 300 816
Wilson .....	2 043	26 581	204 400	760 068	1 926	22 922	138 211	716 242
<b>Statewide .....</b>	<b>45</b>	<b>1 079</b>	<b>8 207</b>	<b>30 760</b>	<b>25</b>	<b>832</b>	<b>4 571</b>	<b>19 039</b>

Note: Employment-size classes are indicated as follows: A—0 to 19; B—20 to 99; C—100 to 249; E—250 to 499; F—500 to 999; G—1,000 to 2,499; H—2,500 to 4,999; I—5,000 to 9,999; J—10,000 to 24,999; K—25,000 to 49,999; L—50,000 to 99,999; M—100,000 or more.



**Table 6. Counties—Employees, Payroll, and Establishments by Industry: 2000**

[Excludes most government employees, railroad employees, and self-employed persons. Size class 1 to 4 includes establishments with payroll, but no employees, during mid-March pay period. (D) denotes figures withheld to avoid disclosing data for individual companies; the data are included in broader industry totals. Detailed industries with 100 or more employees are shown if industry was not a (D). For explanation of terms, abbreviations, and data reliability/comparability, see introductory text]

NAICS code	Industry	Number of employees for week including March 12	Payroll (\$1,000)		Total number of establishments	Number of establishments by employment-size class								
			First quarter	Annual		1 to 4	5 to 9	10 to 19	20 to 49	50 to 99	100 to 249	250 to 499	500 to 999	1,000 or more
<b>ANDERSON</b>														
	<b>Total</b> .....	<b>39 564</b>	<b>349 586</b>	<b>1 661 665</b>	<b>1 720</b>	<b>900</b>	<b>333</b>	<b>199</b>	<b>160</b>	<b>74</b>	<b>32</b>	<b>14</b>	<b>4</b>	<b>4</b>
11	<b>Forestry, fishing, hunting, and agriculture support</b> .....	(A)	(D)	(D)	4	2	2	—	—	—	—	—	—	—
21	<b>Mining</b> .....	(B)	(D)	(D)	6	2	—	—	4	—	—	—	—	—
23	<b>Construction</b> .....	1 175	7 597	33 042	131	84	27	8	7	4	—	1	—	—
233	Building, developing & general contracting .....	500	3 819	16 736	51	37	10	—	2	1	—	1	—	—
2332	Residential building construction .....	161	1 184	5 567	40	32	7	—	—	1	—	—	—	—
2333	Nonresidential building construction .....	(E)	(D)	(D)	9	3	3	—	2	—	—	1	—	—
23332	Commercial & institutional bldg construction ..	325	2 555	10 770	7	3	1	—	2	—	—	1	—	—
233320	Commercial & institutional bldg construction ..	325	2 555	10 770	7	3	1	—	2	—	—	1	—	—
235	Special trade contractors .....	628	3 489	15 056	73	43	15	8	4	3	—	—	—	—
2351	Plumbing, heating & AC contractor .....	105	466	2 009	23	16	5	1	1	—	—	—	—	—
23511	Plumbing, heating & AC contractor .....	105	466	2 009	23	16	5	1	1	—	—	—	—	—
235110	Plumbing, heating & AC contractor .....	105	466	2 009	23	16	5	1	1	—	—	—	—	—
2354	Masonry, drywall, insulation, tile contractors .....	118	506	2 632	10	6	1	1	1	1	—	—	—	—
2355	Carpentry & floor contractors .....	107	555	2 409	4	1	1	1	—	1	—	—	—	—
23551	Carpentry contractors .....	107	555	2 409	4	1	1	1	—	1	—	—	—	—
235510	Carpentry contractors .....	107	555	2 409	4	1	1	1	—	1	—	—	—	—
2359	Other special trade contractors .....	143	1 069	4 064	12	7	2	2	—	1	—	—	—	—
23599	All other special trade contractors .....	118	957	3 488	7	4	1	1	—	1	—	—	—	—
235990	All other special trade contractors .....	118	957	3 488	7	4	1	1	—	1	—	—	—	—
31-33	<b>Manufacturing</b> .....	10 523	108 592	436 728	120	42	18	8	23	11	9	6	2	1
314	Textile product mills .....	(C)	(D)	(D)	3	1	—	—	1	—	—	1	—	—
3141	Textile furnishings mills .....	(C)	(D)	(D)	2	1	—	—	—	—	—	1	—	—
31412	Curtain & linen mills .....	(C)	(D)	(D)	2	1	—	—	—	—	—	1	—	—
321	Wood product mfg .....	363	2 675	10 810	6	—	2	1	2	—	—	—	1	—
3219	Other wood product mfg .....	(E)	(D)	(D)	4	—	2	1	—	—	—	—	1	—
32199	All other wood product mfg .....	(E)	(D)	(D)	1	—	—	—	—	—	—	—	1	—
322	Paper mfg .....	(C)	(D)	(D)	3	1	—	—	1	1	—	—	—	—
3222	Converted paper product mfg .....	(C)	(D)	(D)	3	1	—	—	1	1	—	—	—	—
32221	Paperboard container mfg .....	(C)	(D)	(D)	2	—	—	—	1	1	—	—	—	—
323	Printing & related support activities .....	118	1 127	4 535	7	4	2	—	—	1	—	—	—	—
3231	Printing & related support activities .....	118	1 127	4 535	7	4	2	—	—	1	—	—	—	—
32311	Printing .....	(C)	(D)	(D)	6	3	2	—	—	1	—	—	—	—
325	Chemical mfg .....	(H)	(D)	(D)	7	2	—	1	1	—	1	1	—	1
3251	Basic chemical mfg .....	(H)	(D)	(D)	3	1	—	—	—	—	—	—	1	—
32513	Synthetic dye & pigment mfg .....	(E)	(D)	(D)	1	—	—	—	—	—	—	—	1	—
32518	Other basic inorganic chemical mfg .....	(H)	(D)	(D)	1	—	—	—	—	—	—	—	—	1
3259	Other chemical product & preparation mfg .....	(C)	(D)	(D)	2	1	—	—	—	—	1	—	—	—
32599	All other chemical product & preparation mfg ..	(C)	(D)	(D)	2	1	—	—	—	—	1	—	—	—
326	Plastics & rubber products mfg .....	644	4 843	19 523	5	—	1	—	2	—	1	1	—	—
3261	Plastics product mfg .....	(C)	(D)	(D)	4	—	1	—	2	—	1	—	—	—
32619	Other plastics product mfg .....	(C)	(D)	(D)	4	—	1	—	2	—	1	—	—	—
3262	Rubber product mfg .....	(E)	(D)	(D)	1	—	—	—	—	—	—	—	1	—
32621	Tire mfg .....	(E)	(D)	(D)	1	—	—	—	—	—	—	—	1	—
327	Nonmetallic mineral product mfg .....	(E)	(D)	(D)	5	3	1	—	—	—	—	—	1	—
3271	Clay product & refractory mfg .....	(E)	(D)	(D)	2	—	1	—	—	—	—	—	1	—
32711	Pottery, ceramics & plumbing fixture mfg .....	(E)	(D)	(D)	2	—	1	—	—	—	—	—	1	—
332	Fabricated metal product mfg .....	885	7 853	31 412	27	10	3	2	7	2	2	1	—	—
3327	Mach shops, turn prod, screw, nut, bolt mfg ....	245	2 180	10 054	14	6	1	1	5	1	—	—	—	—
33271	Machine shops .....	(C)	(D)	(D)	12	6	1	1	3	1	—	—	—	—
3328	Coating, engrave, heat treating & oth activity ...	(C)	(D)	(D)	4	1	1	—	—	1	1	—	—	—
33281	Coating, engrave, heat treating & oth activity ...	(C)	(D)	(D)	4	1	1	—	—	1	1	—	—	—
3329	Other fabricated metal product mfg .....	445	4 456	16 689	6	1	1	1	1	—	1	1	—	—
33299	All other fabricated metal product mfg .....	445	4 456	16 689	6	1	1	1	1	—	1	1	—	—
333	Machinery mfg .....	383	3 459	13 755	13	5	3	—	2	1	2	—	—	—
3334	HVAC & commercial refrigeration equipment mfg ..	(C)	(D)	(D)	2	—	1	—	—	—	—	1	—	—
33341	HVAC & commercial refrigeration equipment mfg ..	(C)	(D)	(D)	2	—	1	—	—	—	—	1	—	—
3339	Other general purpose machinery mfg .....	(C)	(D)	(D)	2	—	—	—	—	1	1	—	—	—
33399	All other general purpose machinery mfg .....	(C)	(D)	(D)	2	—	—	—	—	1	1	—	—	—
334	Computer & electronic product mfg .....	580	5 835	25 164	14	5	1	3	2	2	—	1	—	—
3345	Nav, measuring, medical, control instruments mfg ..	(E)	(D)	(D)	11	3	1	3	2	1	—	1	—	—
33451	Nav, measuring, medical, control instruments mfg ..	(E)	(D)	(D)	11	3	1	3	2	1	—	1	—	—
336	Transportation equipment mfg .....	1 706	15 920	62 538	7	—	1	—	1	2	1	—	2	—
3363	Motor vehicle parts mfg .....	872	7 599	29 557	3	—	—	—	—	1	1	—	1	—
33639	Other motor vehicle parts mfg .....	872	7 599	29 557	3	—	—	—	—	1	1	—	1	—
336399	All other motor vehicle parts mfg .....	872	7 599	29 557	3	—	—	—	—	1	1	—	1	—
3364	Aerospace product & parts mfg .....	(F)	(D)	(D)	1	—	—	—	—	—	—	—	—	1
33641	Aerospace product & parts mfg .....	(F)	(D)	(D)	1	—	—	—	—	—	—	—	—	1

See footnotes at end of table.

**Table 6. Counties—Employees, Payroll, and Establishments by Industry: 2000—Con.**

[Excludes most government employees, railroad employees, and self-employed persons. Size class 1 to 4 includes establishments with payroll, but no employees, during mid-March pay period. (D) denotes figures withheld to avoid disclosing data for individual companies; the data are included in broader industry totals. Detailed industries with 100 or more employees are shown if industry was not a (D). For explanation of terms, abbreviations, and data reliability/comparability, see introductory text]

NAICS code	Industry	Number of employees for week including March 12	Payroll (\$1,000)		Total number of establishments	Number of establishments by employment-size class																	
			First quarter	Annual		1 to 4	5 to 9	10 to 19	20 to 49	50 to 99	100 to 249	250 to 499	500 to 999	1,000 or more									
<b>ANDERSON—Con.</b>																							
<b>31-33 Manufacturing—Con.</b>																							
337	Furniture & related product mfg . . . . .	(C)	(D)	(D)	5	2	2	—	—	—	—	1	—	—	—								
3371	HH & institutional furniture & kitchen cabinet mfg . . . . .	(C)	(D)	(D)	4	2	1	—	—	—	—	1	—	—									
33711	Wood kitchen cabinet & countertop mfg. . . . .	(C)	(D)	(D)	3	2	—	—	—	—	—	1	—	—									
339	Miscellaneous mfg . . . . .	171	990	5 799	10	5	1	—	3	1	—	—	—	—									
3391	Medical equipment & supplies mfg . . . . .	146	874	5 157	4	—	1	—	2	1	—	—	—	—									
33911	Medical equipment & supplies mfg . . . . .	146	874	5 157	4	—	1	—	2	1	—	—	—	—									
<b>42</b>	<b>Wholesale trade . . . . .</b>	<b>376</b>	<b>2 906</b>	<b>12 421</b>	<b>52</b>	<b>26</b>	<b>12</b>	<b>10</b>	<b>4</b>	<b>—</b>	<b>—</b>	<b>—</b>	<b>—</b>	<b>—</b>									
421	Wholesale trade, durable goods . . . . .	265	2 103	8 813	40	21	10	6	3	—	—	—	—	—									
422	Wholesale trade, nondurable goods . . . . .	111	803	3 608	12	5	2	4	1	—	—	—	—	—									
<b>44-45</b>	<b>Retail trade . . . . .</b>	<b>3 824</b>	<b>16 648</b>	<b>65 948</b>	<b>299</b>	<b>145</b>	<b>68</b>	<b>45</b>	<b>23</b>	<b>15</b>	<b>3</b>	<b>—</b>	<b>—</b>	<b>—</b>									
441	Motor vehicle & parts dealers . . . . .	661	5 285	19 709	34	14	4	6	4	5	1	—	—	—									
4411	Automobile dealers . . . . .	529	4 825	17 520	17	4	2	3	2	5	1	—	—	—									
44111	New car dealers . . . . .	500	4 680	17 103	10	—	—	2	2	5	1	—	—	—									
441110	New car dealers . . . . .	500	4 680	17 103	10	—	—	2	2	5	1	—	—	—									
4413	Automotive parts, accessories & tire stores . . . . .	(C)	(D)	(D)	15	8	2	3	2	—	—	—	—	—									
444	Bldg material & garden equip & supp dealers . . . . .	250	1 161	5 105	25	12	4	7	1	1	—	—	—	—									
4441	Building material & supplies dealers . . . . .	(C)	(D)	(D)	22	10	4	6	1	1	—	—	—	—									
44419	Other building material dealers . . . . .	142	741	3 190	12	5	3	3	—	1	—	—	—	—									
444190	Other building material dealers . . . . .	142	741	3 190	12	5	3	3	—	1	—	—	—	—									
445	Food & beverage stores . . . . .	985	3 000	12 533	41	20	4	4	8	4	1	—	—	—									
4451	Grocery stores . . . . .	942	2 911	12 187	27	8	2	4	8	4	1	—	—	—									
44511	Grocery (except convenience) stores . . . . .	921	2 880	11 956	20	3	1	3	8	4	1	—	—	—									
445110	Grocery (except convenience) stores . . . . .	921	2 880	11 956	20	3	1	3	8	4	1	—	—	—									
446	Health & personal care stores . . . . .	247	1 377	5 334	32	14	10	6	2	—	—	—	—	—									
4461	Health & personal care stores . . . . .	247	1 377	5 334	32	14	10	6	2	—	—	—	—	—									
44611	Pharmacies & drug stores . . . . .	208	1 212	4 592	21	7	6	6	2	—	—	—	—	—									
446110	Pharmacies & drug stores . . . . .	208	1 212	4 592	21	7	6	6	2	—	—	—	—	—									
447	Gasoline stations . . . . .	274	816	3 172	43	18	17	7	1	—	—	—	—	—									
4471	Gasoline stations . . . . .	274	816	3 172	43	18	17	7	1	—	—	—	—	—									
44711	Gasoline stations with convenience stores . . . . .	193	581	2 387	33	12	16	5	—	—	—	—	—	—									
447110	Gasoline stations with convenience stores . . . . .	193	581	2 387	33	12	16	5	—	—	—	—	—	—									
448	Clothing & clothing accessories stores . . . . .	253	777	3 001	26	14	7	3	1	1	—	—	—	—									
4481	Clothing stores . . . . .	170	480	1 979	11	6	1	2	1	1	—	—	—	—									
44814	Family clothing stores . . . . .	137	403	1 668	3	—	—	1	1	1	—	—	—	—									
448140	Family clothing stores . . . . .	137	403	1 668	3	—	—	1	1	1	—	—	—	—									
452	General merchandise stores . . . . .	729	2 651	10 890	15	1	4	2	3	4	1	—	—	—									
4521	Department stores . . . . .	593	2 272	9 101	5	—	—	—	—	4	1	—	—	—									
45211	Department stores . . . . .	593	2 272	9 101	5	—	—	—	—	4	1	—	—	—									
452110	Department stores . . . . .	593	2 272	9 101	5	—	—	—	—	4	1	—	—	—									
4529	Other general merchandise stores . . . . .	136	379	1 789	10	1	4	2	3	—	—	—	—	—									
45299	All other general merchandise stores . . . . .	136	379	1 789	10	1	4	2	3	—	—	—	—	—									
452990	All other general merchandise stores . . . . .	136	379	1 789	10	1	4	2	3	—	—	—	—	—									
453	Miscellaneous store retailers . . . . .	182	675	2 701	33	21	6	4	2	—	—	—	—	—									
<b>48-49</b>	<b>Transportation &amp; warehousing . . . . .</b>	<b>218</b>	<b>921</b>	<b>3 837</b>	<b>29</b>	<b>16</b>	<b>5</b>	<b>5</b>	<b>3</b>	<b>—</b>	<b>—</b>	<b>—</b>	<b>—</b>	<b>—</b>									
484	Truck transportation . . . . .	105	531	2 285	17	11	3	2	1	—	—	—	—	—									
<b>51</b>	<b>Information . . . . .</b>	<b>494</b>	<b>3 978</b>	<b>12 384</b>	<b>33</b>	<b>15</b>	<b>11</b>	<b>1</b>	<b>3</b>	<b>2</b>	<b>1</b>	<b>—</b>	<b>—</b>	<b>—</b>									
512	Motion picture & sound recording industries . . . . .	134	861	3 152	4	—	2	—	1	1	—	—	—	—									
5121	Motion picture & video industries . . . . .	(C)	(D)	(D)	3	—	1	—	1	1	—	—	—	—									
513	Broadcasting & telecommunications . . . . .	162	1 739	5 796	19	10	6	1	2	—	—	—	—	—									
5133	Telecommunications . . . . .	130	1 615	5 456	13	8	2	1	2	—	—	—	—	—									
51331	Wired telecommunications carriers . . . . .	(C)	(D)	(D)	8	5	1	—	2	—	—	—	—	—									
514	Information & data processing services . . . . .	(C)	(D)	(D)	6	3	2	—	—	—	1	—	—	—									
5142	Data processing services . . . . .	117	965	1 682	4	2	1	—	—	—	1	—	—	—									
51421	Data processing services . . . . .	117	965	1 682	4	2	1	—	—	—	1	—	—	—									
514210	Data processing services . . . . .	117	965	1 682	4	2	1	—	—	—	1	—	—	—									
<b>52</b>	<b>Finance &amp; insurance . . . . .</b>	<b>770</b>	<b>5 228</b>	<b>21 022</b>	<b>92</b>	<b>58</b>	<b>18</b>	<b>10</b>	<b>3</b>	<b>2</b>	<b>1</b>	<b>—</b>	<b>—</b>	<b>—</b>									
522	Credit intermediation & related activities . . . . .	605	3 968	16 066	44	18	14	7	2	2	1	—	—	—									
5221	Depository credit intermediation . . . . .	559	3 562	14 567	27	4	11	7	2	2	1	—	—	—									
52211	Commercial banking . . . . .	(C)	(D)	(D)	17	2	7	7	1	—	—	—	—	—									
52213	Credit unions . . . . .	385	2 271	9 511	8	2	2	—	1	2	1	—	—	—									
522130	Credit unions . . . . .	385	2 271	9 511	8	2	2	—	1	2	1	—	—	—									
524	Insurance carriers & related activities . . . . .	129	880	3 749	36	30	3	2	1	—	—	—	—	—									
5242	Agencies & other insurance related activities . . . . .	(C)	(D)	(D)	30	25	3	1	1	—	—	—	—	—									
<b>53</b>	<b>Real estate &amp; rental &amp; leasing . . . . .</b>	<b>288</b>	<b>1 488</b>	<b>6 058</b>	<b>61</b>	<b>40</b>	<b>14</b>	<b>6</b>	<b>—</b>	<b>1</b>	<b>—</b>	<b>—</b>	<b>—</b>	<b>—</b>									
531	Real estate . . . . .	186	1 055	4 229	42	31	7	3	—	1	—	—	—	—									
5311	Lessors of real estate . . . . .	141	816	3 252	26	17	5	3	—	1	—	—	—	—									
532	Rental & leasing services . . . . .	(C)	(D)	(D)	18	8	7	3	—	—	—	—	—	—									

See footnotes at end of table.

**Table 6. Counties—Employees, Payroll, and Establishments by Industry: 2000—Con.**

[Excludes most government employees, railroad employees, and self-employed persons. Size class 1 to 4 includes establishments with payroll, but no employees, during mid-March pay period. (D) denotes figures withheld to avoid disclosing data for individual companies; the data are included in broader industry totals. Detailed industries with 100 or more employees are shown if industry was not a (D). For explanation of terms, abbreviations, and data reliability/comparability, see introductory text]

NAICS code	Industry	Number of employees for week including March 12	Payroll (\$1,000)		Total number of establishments	Number of establishments by employment-size class									
			First quarter	Annual		1 to 4	5 to 9	10 to 19	20 to 49	50 to 99	100 to 249	250 to 499	500 to 999	1,000 or more	
<b>ANDERSON—Con.</b>															
<b>54</b>	<b>Professional, scientific &amp; technical services</b>	<b>9 408</b>	<b>127 355</b>	<b>729 547</b>	<b>197</b>	<b>103</b>	<b>29</b>	<b>27</b>	<b>16</b>	<b>11</b>	<b>5</b>	<b>3</b>	<b>2</b>	<b>1</b>	
541	Professional, scientific & technical services	9 408	127 355	729 547	197	103	29	27	16	11	5	3	2	1	
5411	Legal services	169	1 028	4 255	32	24	4	2	1	1	—	—	—	—	
54111	Offices of lawyers	(C)	(D)	(D)	29	21	4	2	1	1	—	—	—	—	
5413	Architectural, engineering & related services	2 409	36 054	159 152	66	27	7	8	13	6	4	—	1	—	
54133	Engineering services	2 351	35 584	157 189	56	21	5	6	13	6	4	—	1	—	
541330	Engineering services	2 351	35 584	157 189	56	21	5	6	13	6	4	—	1	—	
5415	Computer systems design & related services	143	1 264	5 313	11	6	—	3	1	1	—	—	—	—	
54151	Computer systems design & related services	143	1 264	5 313	11	6	—	3	1	1	—	—	—	—	
541512	Computer systems design services	108	893	3 651	5	1	—	3	1	1	—	—	—	—	
5416	Management, sci & tech consulting services	578	4 513	19 442	35	21	7	4	—	1	1	1	—	—	
54161	Management consulting services	461	2 832	11 711	21	14	3	2	—	1	1	1	—	—	
5417	Scientific R&D services	5 906	83 688	537 899	16	6	1	2	1	2	—	2	1	1	
54171	R&D in physical, engineering & life sciences	(I)	(D)	(D)	11	6	1	1	—	—	—	1	1	1	
54172	R&D in social sciences & humanities	(E)	(D)	(D)	5	—	—	1	1	2	—	1	—	—	
5419	Oth professional, scientific, technical services	100	441	2 048	14	4	5	5	—	—	—	—	—	—	
<b>55</b>	<b>Management of companies &amp; enterprises</b>	<b>146</b>	<b>1 494</b>	<b>30 737</b>	<b>11</b>	<b>4</b>	<b>4</b>	<b>—</b>	<b>2</b>	<b>1</b>	<b>—</b>	<b>—</b>	<b>—</b>	<b>—</b>	
551	Management of companies & enterprises	146	1 494	30 737	11	4	4	—	2	1	—	—	—	—	
5511	Management of companies & enterprises	146	1 494	30 737	11	4	4	—	2	1	—	—	—	—	
55111	Management of companies & enterprises	146	1 494	30 737	11	4	4	—	2	1	—	—	—	—	
551114	Corp, subsidiary & regional managing offices	146	1 494	30 737	11	4	4	—	2	1	—	—	—	—	
<b>56</b>	<b>Admin, support, waste mgt, remediation services</b>	<b>4 121</b>	<b>33 616</b>	<b>139 127</b>	<b>91</b>	<b>49</b>	<b>10</b>	<b>6</b>	<b>8</b>	<b>7</b>	<b>7</b>	<b>3</b>	<b>—</b>	<b>1</b>	
561	Administrative & support services	2 714	18 750	75 225	81	47	10	6	6	7	4	—	—	1	
5611	Office administrative services	(C)	(D)	(D)	4	2	—	—	—	2	—	—	—	—	
56111	Office administrative services	(C)	(D)	(D)	4	2	—	—	—	2	—	—	—	—	
5612	Facilities support services	(C)	(D)	(D)	2	—	—	—	1	—	1	—	—	—	
56121	Facilities support services	(C)	(D)	(D)	2	—	—	—	1	—	1	—	—	—	
5613	Employment services	871	7 618	28 954	12	1	2	1	1	4	3	—	—	—	
56132	Temporary help services	(F)	(D)	(D)	10	1	2	—	—	4	3	—	—	—	
5616	Investigation & security services	(G)	(D)	(D)	5	2	1	—	1	—	—	—	—	1	
56161	Investigation, guard & armored car services	(G)	(D)	(D)	2	1	—	—	—	—	—	—	—	1	
5617	Services to buildings & dwellings	275	1 105	4 094	39	27	5	4	2	1	—	—	—	—	
56172	Janitorial services	198	849	2 691	15	9	2	1	2	1	—	—	—	—	
561720	Janitorial services	198	849	2 691	15	9	2	1	2	1	—	—	—	—	
562	Waste management & remediation services	1 407	14 866	63 902	10	2	—	—	2	—	3	3	—	—	
5622	Waste treatment & disposal	(F)	(D)	(D)	5	—	—	—	2	—	2	1	—	—	
56221	Waste treatment & disposal	(F)	(D)	(D)	5	—	—	—	2	—	2	1	—	—	
562211	Hazardous waste treatment & disposal	313	2 580	15 535	4	—	—	—	2	—	2	—	—	—	
5629	Remediation & oth waste management services	(F)	(D)	(D)	3	—	—	—	—	—	1	2	—	—	
56291	Remediation services	(F)	(D)	(D)	3	—	—	—	—	—	1	2	—	—	
<b>61</b>	<b>Educational services</b>	<b>(B)</b>	<b>(D)</b>	<b>(D)</b>	<b>12</b>	<b>10</b>	<b>2</b>	<b>—</b>	<b>—</b>	<b>—</b>	<b>—</b>	<b>—</b>	<b>—</b>	<b>—</b>	
<b>62</b>	<b>Health care and social assistance</b>	<b>3 740</b>	<b>24 906</b>	<b>107 351</b>	<b>183</b>	<b>83</b>	<b>45</b>	<b>28</b>	<b>16</b>	<b>6</b>	<b>4</b>	<b>—</b>	<b>—</b>	<b>1</b>	
621	Ambulatory health care services	1 051	9 706	44 282	115	56	27	18	11	3	—	—	—	—	
6211	Offices of physicians	499	6 121	28 307	38	19	5	4	8	2	—	—	—	—	
62111	Offices of physicians	499	6 121	28 307	38	19	5	4	8	2	—	—	—	—	
621111	Offices of physicians (exc mental health)	489	6 101	28 125	35	17	4	4	8	2	—	—	—	—	
6212	Offices of dentists	271	1 668	8 300	38	13	17	7	1	—	—	—	—	—	
62121	Offices of dentists	271	1 668	8 300	38	13	17	7	1	—	—	—	—	—	
621210	Offices of dentists	271	1 668	8 300	38	13	17	7	1	—	—	—	—	—	
6213	Offices of other health practitioners	102	557	2 400	24	19	2	2	1	—	—	—	—	—	
622	Hospitals	(G)	(D)	(D)	2	—	—	—	—	—	1	—	—	1	
6221	General medical & surgical hospitals	(G)	(D)	(D)	1	—	—	—	—	—	—	—	—	1	
62211	General medical & surgical hospitals	(G)	(D)	(D)	1	—	—	—	—	—	—	—	—	1	
6222	Psychiatric & substance abuse hospitals	(C)	(D)	(D)	1	—	—	—	—	—	1	—	—	—	
62221	Psychiatric & substance abuse hospitals	(C)	(D)	(D)	1	—	—	—	—	—	1	—	—	—	
623	Nursing & residential care facilities	777	3 210	12 999	29	9	11	2	2	2	3	—	—	—	
6231	Nursing care facilities	621	2 509	10 288	6	1	—	—	—	2	3	—	—	—	
62311	Nursing care facilities	621	2 509	10 288	6	1	—	—	—	2	3	—	—	—	
623110	Nursing care facilities	621	2 509	10 288	6	1	—	—	—	2	3	—	—	—	
6232	Residential mental retardation, health facil	100	406	1 646	18	5	11	2	—	—	—	—	—	—	
624	Social assistance	(E)	(D)	(D)	37	18	7	8	3	1	—	—	—	—	
6244	Child day care services	(C)	(D)	(D)	21	8	5	6	2	—	—	—	—	—	
62441	Child day care services	(C)	(D)	(D)	21	8	5	6	2	—	—	—	—	—	
<b>71</b>	<b>Arts, entertainment &amp; recreation</b>	<b>204</b>	<b>622</b>	<b>2 764</b>	<b>22</b>	<b>12</b>	<b>6</b>	<b>1</b>	<b>1</b>	<b>2</b>	<b>—</b>	<b>—</b>	<b>—</b>	<b>—</b>	
713	Amusement, gambling & recreation industries	(C)	(D)	(D)	15	9	4	1	—	1	—	—	—	—	
7139	Other amusement & recreation industries	(C)	(D)	(D)	15	9	4	1	—	1	—	—	—	—	

See footnotes at end of table.

**Table 6. Counties—Employees, Payroll, and Establishments by Industry: 2000—Con.**

[Excludes most government employees, railroad employees, and self-employed persons. Size class 1 to 4 includes establishments with payroll, but no employees, during mid-March pay period. (D) denotes figures withheld to avoid disclosing data for individual companies; the data are included in broader industry totals. Detailed industries with 100 or more employees are shown if industry was not a (D). For explanation of terms, abbreviations, and data reliability/comparability, see introductory text]

NAICS code	Industry	Number of employees for week including March 12	Payroll (\$1,000)		Total number of establishments	Number of establishments by employment-size class								
			First quarter	Annual		1 to 4	5 to 9	10 to 19	20 to 49	50 to 99	100 to 249	250 to 499	500 to 999	1,000 or more
<b>ANDERSON—Con.</b>														
<b>72</b>	<b>Accommodation &amp; food services</b>	<b>2 305</b>	<b>5 489</b>	<b>23 347</b>	<b>118</b>	<b>38</b>	<b>10</b>	<b>22</b>	<b>37</b>	<b>10</b>	<b>1</b>	—	—	—
721	Accommodation	223	611	2 547	21	9	3	7	1	1	—	—	—	—
7211	Traveler accommodation	(C)	(D)	(D)	18	7	3	6	1	1	—	—	—	—
72111	Hotels (exc casino hotels) & motels	(C)	(D)	(D)	18	7	3	6	1	1	—	—	—	—
722	Food services & drinking places	2 082	4 878	20 800	97	29	7	15	36	9	1	—	—	—
7221	Full-service restaurants	668	1 752	7 543	28	12	2	2	7	4	1	—	—	—
72211	Full-service restaurants	668	1 752	7 543	28	12	2	2	7	4	1	—	—	—
722110	Full-service restaurants	668	1 752	7 543	28	12	2	2	7	4	1	—	—	—
7222	Limited-service eating places	1 261	2 611	11 008	56	9	4	11	28	4	—	—	—	—
72221	Limited-service eating places	1 261	2 611	11 008	56	9	4	11	28	4	—	—	—	—
722211	Limited-service restaurants	1 193	2 430	10 585	50	7	2	11	26	4	—	—	—	—
7223	Special food services	(C)	(D)	(D)	11	6	1	2	1	1	—	—	—	—
72231	Food service contractors	132	482	2 107	7	4	—	1	1	1	—	—	—	—
722310	Food service contractors	132	482	2 107	7	4	—	1	1	1	—	—	—	—
<b>81</b>	<b>Other services (except public administration)</b>	<b>1 301</b>	<b>4 705</b>	<b>19 687</b>	<b>243</b>	<b>160</b>	<b>51</b>	<b>21</b>	<b>9</b>	<b>2</b>	—	—	—	—
811	Repair & maintenance	306	1 569	6 525	61	43	7	8	3	—	—	—	—	—
8111	Automotive repair & maintenance	264	1 422	5 953	48	32	7	6	3	—	—	—	—	—
81111	Automotive mechanical & electrical R&M	105	514	2 223	30	25	3	1	1	—	—	—	—	—
81112	Automotive body, paint, interior & glass repair	105	679	2 827	12	4	3	4	1	—	—	—	—	—
811121	Automotive body, paint & interior R&M	105	679	2 827	12	4	3	4	1	—	—	—	—	—
812	Personal & laundry services	214	880	3 679	44	25	14	5	—	—	—	—	—	—
8121	Personal care services	121	447	1 761	26	15	9	2	—	—	—	—	—	—
81211	Hair, nail & skin care services	(C)	(D)	(D)	25	14	9	2	—	—	—	—	—	—
813	Religious, grantmaking, civic, prof & like organizations	781	2 256	9 483	138	92	30	8	6	2	—	—	—	—
8131	Religious organizations	587	1 569	6 465	95	64	20	4	5	2	—	—	—	—
81311	Religious organizations	587	1 569	6 465	95	64	20	4	5	2	—	—	—	—
813110	Religious organizations	587	1 569	6 465	95	64	20	4	5	2	—	—	—	—
<b>95</b>	<b>Auxiliaries (exc corporate, subsidiary &amp; regional mgt)</b>	<b>494</b>	<b>3 023</b>	<b>13 220</b>	<b>6</b>	<b>2</b>	<b>1</b>	<b>—</b>	<b>1</b>	<b>—</b>	<b>1</b>	<b>1</b>	<b>—</b>	<b>—</b>
<b>99</b>	<b>Unclassified establishments</b>	<b>26</b>	<b>37</b>	<b>273</b>	<b>10</b>	<b>9</b>	<b>—</b>	<b>1</b>	<b>—</b>	<b>—</b>	<b>—</b>	<b>—</b>	<b>—</b>	<b>—</b>
<b>BEDFORD</b>														
	<b>Total</b>	<b>13 592</b>	<b>76 323</b>	<b>322 062</b>	<b>752</b>	<b>408</b>	<b>160</b>	<b>93</b>	<b>47</b>	<b>19</b>	<b>15</b>	<b>5</b>	<b>4</b>	<b>1</b>
<b>11</b>	<b>Forestry, fishing, hunting, and agriculture support</b>	<b>11</b>	<b>46</b>	<b>268</b>	<b>7</b>	<b>7</b>	<b>—</b>	<b>—</b>	<b>—</b>	<b>—</b>	<b>—</b>	<b>—</b>	<b>—</b>	<b>—</b>
<b>21</b>	<b>Mining</b>	<b>(A)</b>	<b>(D)</b>	<b>(D)</b>	<b>3</b>	<b>2</b>	<b>—</b>	<b>1</b>	<b>—</b>	<b>—</b>	<b>—</b>	<b>—</b>	<b>—</b>	<b>—</b>
<b>22</b>	<b>Utilities</b>	<b>(B)</b>	<b>(D)</b>	<b>(D)</b>	<b>3</b>	<b>—</b>	<b>2</b>	<b>—</b>	<b>1</b>	<b>—</b>	<b>—</b>	<b>—</b>	<b>—</b>	<b>—</b>
<b>23</b>	<b>Construction</b>	<b>715</b>	<b>4 179</b>	<b>20 136</b>	<b>92</b>	<b>54</b>	<b>16</b>	<b>17</b>	<b>3</b>	<b>1</b>	<b>1</b>	<b>—</b>	<b>—</b>	<b>—</b>
233	Building, developing & general contracting	117	488	2 013	22	12	5	5	—	—	—	—	—	—
234	Heavy construction	150	875	4 323	7	3	1	1	1	1	—	—	—	—
2341	Highway, street, bridge & tunnel construction	139	855	4 202	3	—	—	1	1	1	—	—	—	—
23411	Highway & street construction	139	855	4 202	3	—	—	1	1	1	—	—	—	—
234110	Highway & street construction	139	855	4 202	3	—	—	1	1	1	—	—	—	—
235	Special trade contractors	448	2 816	13 800	63	39	10	11	2	—	1	—	—	—
2351	Plumbing, heating & AC contractor	121	756	3 712	16	8	2	5	1	—	—	—	—	—
23511	Plumbing, heating & AC contractor	121	756	3 712	16	8	2	5	1	—	—	—	—	—
235110	Plumbing, heating & AC contractor	121	756	3 712	16	8	2	5	1	—	—	—	—	—
2359	Other special trade contractors	176	1 380	7 302	16	10	4	—	1	—	1	—	—	—
23591	Structural steel erection contractors	(C)	(D)	(D)	3	1	—	—	1	—	1	—	—	—
<b>31-33</b>	<b>Manufacturing</b>	<b>6 035</b>	<b>41 375</b>	<b>162 996</b>	<b>64</b>	<b>23</b>	<b>9</b>	<b>9</b>	<b>5</b>	<b>7</b>	<b>4</b>	<b>2</b>	<b>4</b>	<b>1</b>
311	Food mfg	(G)	(D)	(D)	4	2	1	—	—	—	—	—	—	1
3116	Animal slaughtering & processing	(G)	(D)	(D)	1	—	—	—	—	—	—	—	—	1
31161	Animal slaughtering & processing	(G)	(D)	(D)	1	—	—	—	—	—	—	—	—	1
323	Printing & related support activities	(F)	(D)	(D)	4	1	1	—	—	1	—	—	1	—
3231	Printing & related support activities	(F)	(D)	(D)	4	1	1	—	—	1	—	—	1	—
32311	Printing	(F)	(D)	(D)	4	1	1	—	—	1	—	—	1	—
326	Plastics & rubber products mfg	707	5 977	23 182	6	1	—	1	—	2	1	1	—	—
3261	Plastics product mfg	707	5 977	23 182	6	1	—	1	—	2	1	1	—	—
32611	Unsupported plastics film, sheet, & bag mfg	(C)	(D)	(D)	2	—	—	1	—	—	1	—	—	—
32613	Laminated plastics plate, sheet & shape mfg	(E)	(D)	(D)	1	—	—	—	—	—	—	1	—	—
32619	Other plastics product mfg	(C)	(D)	(D)	3	1	—	—	—	2	—	—	—	—
332	Fabricated metal product mfg	306	1 832	8 614	10	3	2	3	1	—	1	—	—	—
3322	Cutlery & handtool mfg	(C)	(D)	(D)	1	—	—	—	—	—	1	—	—	—
33221	Cutlery & handtool mfg	(C)	(D)	(D)	1	—	—	—	—	—	1	—	—	—
333	Machinery mfg	(C)	(D)	(D)	2	1	—	—	—	—	1	—	—	—
3334	HVAC & commercial refrigeration equipment mfg	(C)	(D)	(D)	1	—	—	—	—	—	1	—	—	—
33341	HVAC & commercial refrigeration equipment mfg	(C)	(D)	(D)	1	—	—	—	—	—	1	—	—	—
336	Transportation equipment mfg	(G)	(D)	(D)	3	1	—	—	—	—	—	—	2	—
3363	Motor vehicle parts mfg	(G)	(D)	(D)	2	—	—	—	—	—	—	—	2	—
33635	MV transmission & power train parts mfg	(F)	(D)	(D)	1	—	—	—	—	—	—	—	1	—
33639	Other motor vehicle parts mfg	(F)	(D)	(D)	1	—	—	—	—	—	—	—	1	—

See footnotes at end of table.

**Table 6. Counties—Employees, Payroll, and Establishments by Industry: 2000—Con.**

[Excludes most government employees, railroad employees, and self-employed persons. Size class 1 to 4 includes establishments with payroll, but no employees, during mid-March pay period. (D) denotes figures withheld to avoid disclosing data for individual companies; the data are included in broader industry totals. Detailed industries with 100 or more employees are shown if industry was not a (D). For explanation of terms, abbreviations, and data reliability/comparability, see introductory text]

NAICS code	Industry	Number of employees for week including March 12	Payroll (\$1,000)		Total number of establishments	Number of establishments by employment-size class								
			First quarter	Annual		1 to 4	5 to 9	10 to 19	20 to 49	50 to 99	100 to 249	250 to 499	500 to 999	1,000 or more
<b>BEDFORD—Con.</b>														
<b>31-33 Manufacturing—Con.</b>														
339	Miscellaneous mfg .....	1 354	5 322	27 254	12	5	1	—	2	1	1	1	1	—
3399	Other miscellaneous mfg .....	(G)	(D)	(D)	11	4	1	—	2	1	1	1	1	—
33994	Office supplies (exc paper) mfg .....	1 300	5 040	25 972	5	—	—	—	1	1	1	1	1	—
<b>42</b>	<b>Wholesale trade .....</b>	<b>286</b>	<b>2 018</b>	<b>8 713</b>	<b>35</b>	<b>17</b>	<b>11</b>	<b>3</b>	<b>3</b>	<b>1</b>	—	—	—	—
421	Wholesale trade, durable goods .....	135	955	3 756	22	12	8	—	2	—	—	—	—	—
422	Wholesale trade, nondurable goods .....	151	1 063	4 957	13	5	3	3	1	1	—	—	—	—
<b>44-45</b>	<b>Retail trade .....</b>	<b>1 301</b>	<b>5 353</b>	<b>21 850</b>	<b>152</b>	<b>80</b>	<b>42</b>	<b>17</b>	<b>10</b>	<b>2</b>	<b>1</b>	—	—	—
441	Motor vehicle & parts dealers .....	187	1 214	5 232	22	10	5	4	3	—	—	—	—	—
4411	Automobile dealers .....	106	818	3 494	10	5	1	1	3	—	—	—	—	—
444	Bldg material & garden equip & supp dealers .....	105	541	2 289	15	8	3	3	1	—	—	—	—	—
445	Food & beverage stores .....	322	1 031	4 016	27	17	5	—	3	2	—	—	—	—
4451	Grocery stores .....	307	928	3 839	21	12	4	—	3	2	—	—	—	—
44511	Grocery (except convenience) stores .....	286	878	3 611	14	8	1	—	3	2	—	—	—	—
445110	Grocery (except convenience) stores .....	286	878	3 611	14	8	1	—	3	2	—	—	—	—
447	Gasoline stations .....	152	446	1 742	30	13	14	3	—	—	—	—	—	—
4471	Gasoline stations .....	152	446	1 742	30	13	14	3	—	—	—	—	—	—
44711	Gasoline stations with convenience stores .....	129	354	1 452	25	10	12	3	—	—	—	—	—	—
447110	Gasoline stations with convenience stores .....	129	354	1 452	25	10	12	3	—	—	—	—	—	—
452	General merchandise stores .....	237	824	3 062	6	2	2	1	—	—	1	—	—	—
4521	Department stores .....	(C)	(D)	(D)	1	—	—	—	—	—	1	—	—	—
45211	Department stores .....	(C)	(D)	(D)	1	—	—	—	—	—	1	—	—	—
<b>48-49</b>	<b>Transportation &amp; warehousing .....</b>	<b>457</b>	<b>3 652</b>	<b>17 381</b>	<b>30</b>	<b>19</b>	<b>6</b>	<b>3</b>	—	—	<b>2</b>	—	—	—
484	Truck transportation .....	(E)	(D)	(D)	27	16	6	3	—	—	2	—	—	—
4841	General freight trucking .....	417	3 475	16 061	14	6	3	3	—	—	2	—	—	—
48412	General freight trucking, long-distance .....	389	3 343	15 474	9	4	2	1	—	—	2	—	—	—
<b>51</b>	<b>Information .....</b>	<b>181</b>	<b>1 176</b>	<b>6 948</b>	<b>9</b>	<b>1</b>	<b>3</b>	<b>2</b>	<b>2</b>	<b>1</b>	—	—	—	—
511	Publishing industries .....	(C)	(D)	(D)	3	—	—	1	1	1	—	—	—	—
5111	Newspaper, periodical, book, database publishers .....	(C)	(D)	(D)	3	—	—	1	1	1	—	—	—	—
51111	Newspaper publishers .....	(C)	(D)	(D)	2	—	—	—	1	1	—	—	—	—
<b>52</b>	<b>Finance &amp; insurance .....</b>	<b>252</b>	<b>1 641</b>	<b>7 040</b>	<b>40</b>	<b>27</b>	<b>6</b>	<b>4</b>	<b>2</b>	<b>1</b>	—	—	—	—
522	Credit intermediation & related activities .....	211	1 412	5 977	23	11	5	4	2	1	—	—	—	—
5221	Depository credit intermediation .....	151	1 057	4 545	11	4	2	2	2	1	—	—	—	—
52211	Commercial banking .....	107	823	3 477	7	3	1	1	1	1	—	—	—	—
522110	Commercial banking .....	107	823	3 477	7	3	1	1	1	1	—	—	—	—
<b>53</b>	<b>Real estate &amp; rental &amp; leasing .....</b>	<b>105</b>	<b>635</b>	<b>2 503</b>	<b>23</b>	<b>15</b>	<b>5</b>	<b>2</b>	<b>1</b>	—	—	—	—	—
<b>54</b>	<b>Professional, scientific &amp; technical services .....</b>	<b>143</b>	<b>731</b>	<b>3 187</b>	<b>32</b>	<b>21</b>	<b>8</b>	<b>2</b>	<b>1</b>	—	—	—	—	—
541	Professional, scientific & technical services .....	143	731	3 187	32	21	8	2	1	—	—	—	—	—
<b>55</b>	<b>Management of companies &amp; enterprises .....</b>	<b>(B)</b>	<b>(D)</b>	<b>(D)</b>	<b>2</b>	<b>1</b>	—	—	<b>1</b>	—	—	—	—	—
<b>56</b>	<b>Admin, support, waste mgt, remediation services .....</b>	<b>1 476</b>	<b>5 091</b>	<b>26 204</b>	<b>31</b>	<b>14</b>	<b>7</b>	<b>2</b>	<b>1</b>	<b>1</b>	<b>4</b>	<b>2</b>	—	—
561	Administrative & support services .....	1 464	5 009	25 918	27	11	7	1	1	1	4	2	—	—
5613	Employment services .....	1 288	4 338	23 196	7	1	—	—	—	—	4	2	—	—
56131	Employment placement agencies .....	(E)	(D)	(D)	1	—	—	—	—	—	—	1	—	—
56132	Temporary help services .....	(F)	(D)	(D)	5	—	—	—	—	—	4	1	—	—
5617	Services to buildings & dwellings .....	151	585	2 492	14	6	6	—	1	1	—	—	—	—
<b>61</b>	<b>Educational services .....</b>	<b>(B)</b>	<b>(D)</b>	<b>(D)</b>	<b>3</b>	<b>2</b>	—	—	—	<b>1</b>	—	—	—	—
<b>62</b>	<b>Health care and social assistance .....</b>	<b>1 067</b>	<b>4 511</b>	<b>18 058</b>	<b>77</b>	<b>31</b>	<b>24</b>	<b>14</b>	<b>6</b>	—	<b>1</b>	<b>1</b>	—	—
621	Ambulatory health care services .....	288	1 593	6 962	40	15	16	6	3	—	—	—	—	—
6211	Offices of physicians .....	132	797	3 747	23	9	12	1	1	—	—	—	—	—
62111	Offices of physicians .....	132	797	3 747	23	9	12	1	1	—	—	—	—	—
622	Hospitals .....	(E)	(D)	(D)	1	—	—	—	—	—	—	1	—	—
6221	General medical & surgical hospitals .....	(E)	(D)	(D)	1	—	—	—	—	—	—	1	—	—
62211	General medical & surgical hospitals .....	(E)	(D)	(D)	1	—	—	—	—	—	—	1	—	—
623	Nursing & residential care facilities .....	159	654	2 992	8	5	—	2	—	—	1	—	—	—
6231	Nursing care facilities .....	(C)	(D)	(D)	2	—	—	1	—	—	1	—	—	—
62311	Nursing care facilities .....	(C)	(D)	(D)	2	—	—	1	—	—	1	—	—	—
624	Social assistance .....	(C)	(D)	(D)	28	11	8	6	3	—	—	—	—	—
6244	Child day care services .....	173	435	1 709	21	9	6	3	3	—	—	—	—	—
62441	Child day care services .....	173	435	1 709	21	9	6	3	3	—	—	—	—	—
624410	Child day care services .....	173	435	1 709	21	9	6	3	3	—	—	—	—	—
<b>71</b>	<b>Arts, entertainment &amp; recreation .....</b>	<b>(B)</b>	<b>(D)</b>	<b>(D)</b>	<b>9</b>	<b>4</b>	<b>2</b>	<b>1</b>	<b>2</b>	—	—	—	—	—
<b>72</b>	<b>Accommodation &amp; food services .....</b>	<b>694</b>	<b>1 446</b>	<b>6 516</b>	<b>51</b>	<b>17</b>	<b>10</b>	<b>12</b>	<b>9</b>	<b>3</b>	—	—	—	—
722	Food services & drinking places .....	654	1 363	6 049	44	12	10	10	9	3	—	—	—	—
7221	Full-service restaurants .....	212	425	1 786	19	5	6	5	2	1	—	—	—	—
72211	Full-service restaurants .....	212	425	1 786	19	5	6	5	2	1	—	—	—	—
722110	Full-service restaurants .....	212	425	1 786	19	5	6	5	2	1	—	—	—	—
7222	Limited-service eating places .....	405	809	3 657	18	4	1	4	7	2	—	—	—	—
72221	Limited-service eating places .....	405	809	3 657	18	4	1	4	7	2	—	—	—	—
722211	Limited-service restaurants .....	396	795	3 511	13	—	—	4	7	2	—	—	—	—

See footnotes at end of table.

**Table 6. Counties—Employees, Payroll, and Establishments by Industry: 2000—Con.**

[Excludes most government employees, railroad employees, and self-employed persons. Size class 1 to 4 includes establishments with payroll, but no employees, during mid-March pay period. (D) denotes figures withheld to avoid disclosing data for individual companies; the data are included in broader industry totals. Detailed industries with 100 or more employees are shown if industry was not a (D). For explanation of terms, abbreviations, and data reliability/comparability, see introductory text]

NAICS code	Industry	Number of employees for week including March 12	Payroll (\$1,000)		Total number of establishments	Number of establishments by employment-size class								
			First quarter	Annual		1 to 4	5 to 9	10 to 19	20 to 49	50 to 99	100 to 249	250 to 499	500 to 999	1,000 or more
<b>BEDFORD—Con.</b>														
<b>81</b>	<b>Other services (except public administration)</b>	<b>441</b>	<b>1 521</b>	<b>7 680</b>	<b>78</b>	<b>64</b>	<b>8</b>	<b>4</b>	<b>1</b>	—	<b>1</b>	—	—	—
812	Personal & laundry services	220	695	4 284	14	11	1	1	—	—	<b>1</b>	—	—	—
8123	Drycleaning & laundry services	(C)	(D)	(D)	4	2	1	—	—	—	<b>1</b>	—	—	—
81233	Linen & uniform supply	(C)	(D)	(D)	1	—	—	—	—	—	<b>1</b>	—	—	—
813	Religious, grantmaking, civic, prof & like organizations	141	493	2 036	35	26	6	2	1	—	—	—	—	—
8131	Religious organizations	126	404	1 651	28	19	6	2	1	—	—	—	—	—
81311	Religious organizations	126	404	1 651	28	19	6	2	1	—	—	—	—	—
813110	Religious organizations	126	404	1 651	28	19	6	2	1	—	—	—	—	—
<b>95</b>	<b>Auxiliaries (exc corporate, subsidiary &amp; regional mgt)</b>	<b>(C)</b>	<b>(D)</b>	<b>(D)</b>	<b>3</b>	<b>1</b>	<b>1</b>	—	—	—	<b>1</b>	—	—	—
<b>99</b>	<b>Unclassified establishments</b>	<b>5</b>	<b>10</b>	<b>94</b>	<b>8</b>	<b>8</b>	—	—	—	—	—	—	—	—
<b>BENTON</b>														
	<b>Total</b>	<b>3 527</b>	<b>16 487</b>	<b>72 861</b>	<b>339</b>	<b>185</b>	<b>77</b>	<b>41</b>	<b>21</b>	<b>10</b>	<b>4</b>	<b>1</b>	—	—
<b>11</b>	<b>Forestry, fishing, hunting, and agriculture support</b>	<b>20</b>	<b>190</b>	<b>813</b>	<b>5</b>	<b>3</b>	<b>2</b>	—	—	—	—	—	—	—
<b>21</b>	<b>Mining</b>	<b>81</b>	<b>682</b>	<b>2 855</b>	<b>4</b>	<b>1</b>	—	<b>1</b>	<b>2</b>	—	—	—	—	—
<b>23</b>	<b>Construction</b>	<b>139</b>	<b>942</b>	<b>6 889</b>	<b>18</b>	<b>13</b>	<b>2</b>	<b>1</b>	<b>1</b>	<b>1</b>	—	—	—	—
<b>31-33</b>	<b>Manufacturing</b>	<b>967</b>	<b>5 810</b>	<b>24 872</b>	<b>21</b>	<b>7</b>	<b>1</b>	<b>2</b>	<b>4</b>	<b>4</b>	<b>2</b>	<b>1</b>	—	—
315	Apparel manufacturing	(C)	(D)	(D)	2	1	—	—	—	—	<b>1</b>	—	—	—
3152	Cut & sew apparel mfg	(C)	(D)	(D)	2	1	—	—	—	—	<b>1</b>	—	—	—
31522	Men's, boys' cut & sew apparel mfg	(C)	(D)	(D)	2	1	—	—	—	—	<b>1</b>	—	—	—
321	Wood product mfg	137	457	2 032	4	—	1	1	—	2	—	—	—	—
326	Plastics & rubber products mfg	(C)	(D)	(D)	1	—	—	—	—	—	<b>1</b>	—	—	—
3261	Plastics product mfg	(C)	(D)	(D)	1	—	—	—	—	—	<b>1</b>	—	—	—
32619	Other plastics product mfg	(C)	(D)	(D)	1	—	—	—	—	—	<b>1</b>	—	—	—
331	Primary metal mfg	(E)	(D)	(D)	1	—	—	—	—	—	—	<b>1</b>	—	—
3315	Foundries	(E)	(D)	(D)	1	—	—	—	—	—	—	<b>1</b>	—	—
33151	Ferrous metal foundries	(E)	(D)	(D)	1	—	—	—	—	—	—	<b>1</b>	—	—
332	Fabricated metal product mfg	149	1 144	4 682	7	3	—	1	1	2	—	—	—	—
<b>42</b>	<b>Wholesale trade</b>	<b>71</b>	<b>446</b>	<b>1 970</b>	<b>11</b>	<b>5</b>	<b>2</b>	<b>3</b>	<b>1</b>	—	—	—	—	—
<b>44-45</b>	<b>Retail trade</b>	<b>665</b>	<b>2 411</b>	<b>9 928</b>	<b>76</b>	<b>39</b>	<b>22</b>	<b>10</b>	<b>3</b>	<b>1</b>	<b>1</b>	—	—	—
445	Food & beverage stores	134	456	1 782	11	4	3	2	2	—	—	—	—	—
4451	Grocery stores	(C)	(D)	(D)	10	3	3	2	2	—	—	—	—	—
44511	Grocery (except convenience) stores	120	430	1 694	6	1	1	2	2	—	—	—	—	—
445110	Grocery (except convenience) stores	120	430	1 694	6	1	1	2	2	—	—	—	—	—
447	Gasoline stations	176	549	2 399	18	6	7	4	—	1	—	—	—	—
4471	Gasoline stations	176	549	2 399	18	6	7	4	—	1	—	—	—	—
452	General merchandise stores	176	608	2 563	7	3	2	1	—	—	<b>1</b>	—	—	—
4521	Department stores	(C)	(D)	(D)	1	—	—	—	—	—	<b>1</b>	—	—	—
45211	Department stores	(C)	(D)	(D)	1	—	—	—	—	—	<b>1</b>	—	—	—
<b>48-49</b>	<b>Transportation &amp; warehousing</b>	<b>332</b>	<b>1 691</b>	<b>7 172</b>	<b>40</b>	<b>19</b>	<b>10</b>	<b>7</b>	<b>3</b>	<b>1</b>	—	—	—	—
484	Truck transportation	(E)	(D)	(D)	35	16	8	7	3	1	—	—	—	—
4841	General freight trucking	(C)	(D)	(D)	18	11	4	1	2	—	—	—	—	—
4842	Specialized freight trucking	207	991	4 103	17	5	4	6	1	1	—	—	—	—
48422	Specialized freight (exc used) trucking, local	(C)	(D)	(D)	15	5	3	6	1	—	—	—	—	—
<b>51</b>	<b>Information</b>	<b>(B)</b>	<b>(D)</b>	<b>(D)</b>	<b>4</b>	<b>2</b>	<b>1</b>	<b>1</b>	—	—	—	—	—	—
<b>52</b>	<b>Finance &amp; insurance</b>	<b>132</b>	<b>696</b>	<b>2 852</b>	<b>21</b>	<b>10</b>	<b>6</b>	<b>4</b>	<b>1</b>	—	—	—	—	—
<b>53</b>	<b>Real estate &amp; rental &amp; leasing</b>	<b>21</b>	<b>60</b>	<b>244</b>	<b>14</b>	<b>14</b>	—	—	—	—	—	—	—	—
<b>54</b>	<b>Professional, scientific &amp; technical services</b>	<b>(B)</b>	<b>(D)</b>	<b>(D)</b>	<b>10</b>	<b>5</b>	<b>5</b>	—	—	—	—	—	—	—
<b>56</b>	<b>Admin, support, waste mgt, remediation services</b>	<b>(B)</b>	<b>(D)</b>	<b>(D)</b>	<b>6</b>	<b>3</b>	<b>2</b>	<b>1</b>	—	—	—	—	—	—
<b>61</b>	<b>Educational services</b>	<b>(A)</b>	<b>(D)</b>	<b>(D)</b>	<b>1</b>	—	<b>1</b>	—	—	—	—	—	—	—
<b>62</b>	<b>Health care and social assistance</b>	<b>465</b>	<b>1 992</b>	<b>8 502</b>	<b>26</b>	<b>11</b>	<b>9</b>	<b>2</b>	<b>1</b>	<b>2</b>	<b>1</b>	—	—	—
621	Ambulatory health care services	100	568	2 595	15	7	7	—	1	—	—	—	—	—
623	Nursing & residential care facilities	(C)	(D)	(D)	2	—	—	1	—	—	<b>1</b>	—	—	—
6231	Nursing care facilities	(C)	(D)	(D)	1	—	—	—	—	—	<b>1</b>	—	—	—
62311	Nursing care facilities	(C)	(D)	(D)	1	—	—	—	—	—	<b>1</b>	—	—	—
624	Social assistance	118	401	1 816	8	4	2	1	—	1	—	—	—	—
<b>71</b>	<b>Arts, entertainment &amp; recreation</b>	<b>(A)</b>	<b>(D)</b>	<b>(D)</b>	<b>3</b>	<b>2</b>	<b>1</b>	—	—	—	—	—	—	—
<b>72</b>	<b>Accommodation &amp; food services</b>	<b>397</b>	<b>648</b>	<b>2 716</b>	<b>35</b>	<b>17</b>	<b>5</b>	<b>7</b>	<b>5</b>	<b>1</b>	—	—	—	—
722	Food services & drinking places	(E)	(D)	(D)	31	15	4	6	5	1	—	—	—	—
7221	Full-service restaurants	183	309	1 213	22	11	4	4	3	—	—	—	—	—
72211	Full-service restaurants	183	309	1 213	22	11	4	4	3	—	—	—	—	—
722110	Full-service restaurants	183	309	1 213	22	11	4	4	3	—	—	—	—	—
7222	Limited-service eating places	180	283	1 266	8	3	—	2	2	1	—	—	—	—
72221	Limited-service eating places	180	283	1 266	8	3	—	2	2	1	—	—	—	—

See footnotes at end of table.

**Table 6. Counties—Employees, Payroll, and Establishments by Industry: 2000—Con.**

[Excludes most government employees, railroad employees, and self-employed persons. Size class 1 to 4 includes establishments with payroll, but no employees, during mid-March pay period. (D) denotes figures withheld to avoid disclosing data for individual companies; the data are included in broader industry totals. Detailed industries with 100 or more employees are shown if industry was not a (D). For explanation of terms, abbreviations, and data reliability/comparability, see introductory text]

NAICS code	Industry	Number of employees for week including March 12	Payroll (\$1,000)		Total number of establishments	Number of establishments by employment-size class									
			First quarter	Annual		1 to 4	5 to 9	10 to 19	20 to 49	50 to 99	100 to 249	250 to 499	500 to 999	1,000 or more	
<b>BENTON—Con.</b>															
81	Other services (except public administration) .....	128	438	1 953	39	29	8	2	—	—	—	—	—	—	
99	Unclassified establishments .....	7	23	86	5	5	—	—	—	—	—	—	—	—	
<b>BLEDSON</b>															
	Total .....	1 350	6 692	27 524	136	89	25	11	8	2	—	1	—	—	
11	Forestry, fishing, hunting, and agriculture support .....	(A)	(D)	(D)	3	2	1	—	—	—	—	—	—	—	
22	Utilities .....	(A)	(D)	(D)	1	—	—	1	—	—	—	—	—	—	
23	Construction .....	71	311	1 429	21	14	6	1	—	—	—	—	—	—	
31-33	Manufacturing .....	706	3 955	15 722	13	5	2	2	2	1	—	1	—	—	
332	Fabricated metal product mfg .....	(F)	(D)	(D)	3	—	—	—	1	1	—	1	—	—	
3325	Hardware mfg .....	(E)	(D)	(D)	1	—	—	—	—	—	—	1	—	—	
33251	Hardware mfg .....	(E)	(D)	(D)	1	—	—	—	—	—	—	1	—	—	
42	Wholesale trade .....	6	33	160	4	4	—	—	—	—	—	—	—	—	
44-45	Retail trade .....	148	473	2 046	24	13	6	3	2	—	—	—	—	—	
48-49	Transportation & warehousing .....	(A)	(D)	(D)	2	1	—	1	—	—	—	—	—	—	
51	Information .....	(B)	(D)	(D)	3	2	—	—	—	1	—	—	—	—	
52	Finance & insurance .....	31	203	806	5	4	—	—	1	—	—	—	—	—	
53	Real estate & rental & leasing .....	7	20	133	3	2	1	—	—	—	—	—	—	—	
54	Professional, scientific & technical services .....	(A)	(D)	(D)	12	11	1	—	—	—	—	—	—	—	
56	Admin, support, waste mgt, remediation services .....	(A)	(D)	(D)	3	2	1	—	—	—	—	—	—	—	
62	Health care and social assistance .....	91	399	1 831	19	13	3	3	—	—	—	—	—	—	
71	Arts, entertainment & recreation .....	(A)	(D)	(D)	1	—	1	—	—	—	—	—	—	—	
72	Accommodation & food services .....	127	215	813	10	7	—	—	3	—	—	—	—	—	
722	Food services & drinking places .....	127	215	813	10	7	—	—	3	—	—	—	—	—	
81	Other services (except public administration) .....	25	76	330	11	9	2	—	—	—	—	—	—	—	
99	Unclassified establishments .....	(A)	(D)	(D)	1	—	1	—	—	—	—	—	—	—	
<b>BLOUNT</b>															
	Total .....	38 420	250 986	1 148 049	2 174	1 122	455	284	198	59	36	12	3	5	
11	Forestry, fishing, hunting, and agriculture support .....	(A)	(D)	(D)	3	2	—	1	—	—	—	—	—	—	
21	Mining .....	(B)	(D)	(D)	4	1	—	1	2	—	—	—	—	—	
22	Utilities .....	(B)	(D)	(D)	2	1	—	—	1	—	—	—	—	—	
23	Construction .....	4 874	42 083	189 919	259	151	55	28	17	5	—	1	—	2	
233	Building, developing & general contracting .....	1 879	18 003	78 928	86	59	12	7	6	1	—	—	—	1	
2332	Residential building construction .....	(E)	(D)	(D)	70	53	10	6	1	—	—	—	—	—	
23321	Single-family housing construction .....	245	1 394	6 009	66	50	10	5	1	—	—	—	—	—	
233210	Single-family housing construction .....	245	1 394	6 009	66	50	10	5	1	—	—	—	—	—	
2333	Nonresidential building construction .....	1 587	16 393	71 903	13	5	1	1	4	1	—	—	—	1	
23331	Mfg & industrial building construction .....	(G)	(D)	(D)	4	—	1	—	2	—	—	—	—	1	
23332	Commercial & institutional bldg construction ..	(C)	(D)	(D)	9	5	—	1	2	1	—	—	—	—	
234	Heavy construction .....	2 076	19 109	88 751	22	3	7	4	3	3	—	1	—	1	
2341	Highway, street, bridge & tunnel construction ...	(F)	(D)	(D)	9	1	—	3	1	3	—	1	—	—	
23411	Highway & street construction .....	(F)	(D)	(D)	8	1	—	3	—	3	—	1	—	—	
2349	Other heavy construction .....	(G)	(D)	(D)	13	2	7	1	2	—	—	—	—	1	
23493	Industrial nonbuilding structure construction ..	(G)	(D)	(D)	1	—	—	—	—	—	—	—	—	1	
235	Special trade contractors .....	919	4 971	22 240	151	89	36	17	8	1	—	—	—	—	
2351	Plumbing, heating & AC contractor .....	135	878	3 574	29	20	6	2	1	—	—	—	—	—	
23511	Plumbing, heating & AC contractor .....	135	878	3 574	29	20	6	2	1	—	—	—	—	—	
235110	Plumbing, heating & AC contractor .....	135	878	3 574	29	20	6	2	1	—	—	—	—	—	
2353	Electrical contractors .....	196	1 209	5 615	20	10	5	2	2	1	—	—	—	—	
23531	Electrical contractors .....	196	1 209	5 615	20	10	5	2	2	1	—	—	—	—	
235310	Electrical contractors .....	196	1 209	5 615	20	10	5	2	2	1	—	—	—	—	
2354	Masonry, drywall, insulation, tile contractors ....	129	709	3 199	19	10	5	3	1	—	—	—	—	—	
2359	Other special trade contractors .....	221	1 051	5 223	33	19	6	5	3	—	—	—	—	—	

See footnotes at end of table.

**Table 6. Counties—Employees, Payroll, and Establishments by Industry: 2000—Con.**

[Excludes most government employees, railroad employees, and self-employed persons. Size class 1 to 4 includes establishments with payroll, but no employees, during mid-March pay period. (D) denotes figures withheld to avoid disclosing data for individual companies; the data are included in broader industry totals. Detailed industries with 100 or more employees are shown if industry was not a (D). For explanation of terms, abbreviations, and data reliability/comparability, see introductory text]

NAICS code	Industry	Number of employees for week including March 12	Payroll (\$1,000)		Total number of establishments	Number of establishments by employment-size class								
			First quarter	Annual		1 to 4	5 to 9	10 to 19	20 to 49	50 to 99	100 to 249	250 to 499	500 to 999	1,000 or more
<b>BLOUNT—Con.</b>														
<b>31-33</b>	<b>Manufacturing</b>	<b>8 674</b>	<b>72 945</b>	<b>340 246</b>	<b>126</b>	<b>49</b>	<b>17</b>	<b>19</b>	<b>23</b>	<b>8</b>	<b>2</b>	<b>4</b>	<b>2</b>	<b>2</b>
313	Textile mills	(E)	(D)	(D)	1	—	—	—	—	—	—	—	—	—
3131	Fiber, yarn & thread mills	(E)	(D)	(D)	1	—	—	—	—	—	—	—	1	—
31311	Fiber, yarn & thread mills	(E)	(D)	(D)	1	—	—	—	—	—	—	—	1	—
321	Wood product mfg	278	1 637	9 365	9	1	4	1	—	2	1	—	—	—
3219	Other wood product mfg	181	872	4 595	6	1	3	—	—	1	1	—	—	—
32191	Millwork	164	810	4 378	3	—	1	—	—	1	1	—	—	—
326	Plastics & rubber products mfg	1 307	7 760	40 905	8	2	—	—	2	2	—	1	1	—
3261	Plastics product mfg	(F)	(D)	(D)	7	2	—	—	2	2	—	1	—	—
32619	Other plastics product mfg	(F)	(D)	(D)	7	2	—	—	2	2	—	1	—	—
3262	Rubber product mfg	(F)	(D)	(D)	1	—	—	—	—	—	—	—	1	—
32629	Other rubber product mfg	(F)	(D)	(D)	1	—	—	—	—	—	—	—	1	—
327	Nonmetallic mineral product mfg	166	1 263	4 338	9	2	1	2	3	1	—	—	—	—
331	Primary metal mfg	(G)	(D)	(D)	4	1	—	1	—	—	—	—	1	1
3313	Alumina & aluminum production & processing	(G)	(D)	(D)	3	—	—	1	—	—	—	—	1	1
33131	Alumina & aluminum production & processing	(G)	(D)	(D)	3	—	—	1	—	—	—	—	1	1
332	Fabricated metal product mfg	173	1 266	5 382	21	10	4	5	2	—	—	—	—	—
333	Machinery mfg	155	1 528	5 897	9	3	2	1	2	1	—	—	—	—
335	Electrical equip, appliance & component mfg	411	2 833	10 923	6	1	—	—	4	—	—	1	—	—
3352	Household appliance mfg	(E)	(D)	(D)	1	—	—	—	—	—	—	—	1	—
33521	Small electrical appliance mfg	(E)	(D)	(D)	1	—	—	—	—	—	—	—	1	—
336	Transportation equipment mfg	3 379	28 356	129 899	11	1	1	4	2	—	1	1	—	1
3363	Motor vehicle parts mfg	(H)	(D)	(D)	5	—	1	1	1	—	—	—	1	—
33639	Other motor vehicle parts mfg	(H)	(D)	(D)	3	—	—	—	1	—	—	—	1	—
3366	Ship & boat building	(C)	(D)	(D)	3	—	—	2	—	—	—	1	—	—
33661	Ship & boat building	(C)	(D)	(D)	3	—	—	2	—	—	—	1	—	—
337	Furniture & related product mfg	104	656	2 879	8	5	1	—	1	1	—	—	—	—
3371	HH & institutional furniture & kitchen cabinet mfg	(C)	(D)	(D)	7	4	1	—	1	1	—	—	—	—
<b>42</b>	<b>Wholesale trade</b>	<b>1 801</b>	<b>13 288</b>	<b>57 487</b>	<b>101</b>	<b>56</b>	<b>11</b>	<b>20</b>	<b>9</b>	<b>1</b>	<b>2</b>	<b>2</b>	—	—
421	Wholesale trade, durable goods	724	4 320	18 595	69	38	9	14	6	1	1	—	—	—
4211	Motor vehicle, motor vehicle pt & supply whsle	117	370	2 396	12	9	1	1	—	1	—	—	—	—
4218	Machinery, equipment & supplies whsle	291	2 214	9 091	27	11	2	9	5	—	—	—	—	—
4219	Miscellaneous durable goods whsle	202	893	3 664	8	2	4	1	—	—	1	—	—	—
42193	Recyclable material whsle	190	828	3 397	4	—	2	1	—	—	1	—	—	—
421930	Recyclable material whsle	190	828	3 397	4	—	2	1	—	—	1	—	—	—
422	Wholesale trade, nondurable goods	1 077	8 968	38 892	32	18	2	6	3	—	1	2	—	—
4222	Drugs & druggists' sundries whsle	(C)	(D)	(D)	1	—	—	—	—	—	—	1	—	—
42221	Drugs & druggists' sundries whsle	(C)	(D)	(D)	1	—	—	—	—	—	—	1	—	—
4224	Grocery & related product whsle	(F)	(D)	(D)	6	3	—	1	—	—	—	—	2	—
42242	Packaged frozen food whsle	(F)	(D)	(D)	2	—	—	—	—	—	—	—	2	—
<b>44-45</b>	<b>Retail trade</b>	<b>5 981</b>	<b>29 519</b>	<b>129 563</b>	<b>398</b>	<b>173</b>	<b>108</b>	<b>56</b>	<b>35</b>	<b>13</b>	<b>12</b>	—	<b>1</b>	—
441	Motor vehicle & parts dealers	1 296	10 286	47 339	67	31	10	8	11	4	3	—	—	—
4411	Automobile dealers	933	8 309	38 367	28	14	2	—	5	4	3	—	—	—
44111	New car dealers	887	8 080	37 514	12	—	—	—	5	4	3	—	—	—
441110	New car dealers	887	8 080	37 514	12	—	—	—	5	4	3	—	—	—
4412	Other motor vehicle dealers	121	772	3 557	9	4	1	1	3	—	—	—	—	—
4413	Automotive parts, accessories & tire stores	242	1 205	5 415	30	13	7	7	3	—	—	—	—	—
44131	Automotive parts, accessories & tire stores	175	826	3 474	22	10	6	3	3	—	—	—	—	—
441310	Automotive parts, accessories & tire stores	175	826	3 474	22	10	6	3	3	—	—	—	—	—
442	Furniture & home furnishing stores	104	395	1 624	17	9	4	3	1	—	—	—	—	—
444	Bldg material & garden equip & supp dealers	663	3 495	14 726	33	12	10	4	3	2	2	—	—	—
4441	Building material & supplies dealers	514	2 874	12 114	25	10	8	2	2	1	2	—	—	—
44411	Home centers	(E)	(D)	(D)	2	—	—	—	—	—	2	—	—	—
44419	Other building material dealers	193	1 206	5 531	16	7	4	2	2	1	—	—	—	—
444190	Other building material dealers	193	1 206	5 531	16	7	4	2	2	1	—	—	—	—
4442	Lawn & garden equip & supplies stores	149	621	2 612	8	2	2	2	1	1	—	—	—	—
44422	Nursery & garden centers	(C)	(D)	(D)	6	1	1	2	1	1	—	—	—	—
445	Food & beverage stores	910	3 081	12 652	42	22	8	2	4	3	3	—	—	—
4451	Grocery stores	879	2 909	11 848	35	18	6	1	4	3	3	—	—	—
44511	Grocery (except convenience) stores	845	2 748	11 088	22	8	4	—	4	3	3	—	—	—
445110	Grocery (except convenience) stores	845	2 748	11 088	22	8	4	—	4	3	3	—	—	—
446	Health & personal care stores	279	1 594	8 076	22	8	3	7	3	1	—	—	—	—
4461	Health & personal care stores	279	1 594	8 076	22	8	3	7	3	1	—	—	—	—
44611	Pharmacies & drug stores	237	1 398	7 192	12	1	2	5	3	1	—	—	—	—
446110	Pharmacies & drug stores	237	1 398	7 192	12	1	2	5	3	1	—	—	—	—
447	Gasoline stations	460	1 386	5 872	54	13	26	12	2	1	—	—	—	—
4471	Gasoline stations	460	1 386	5 872	54	13	26	12	2	1	—	—	—	—
44711	Gasoline stations with convenience stores	(E)	(D)	(D)	53	12	26	12	2	1	—	—	—	—
448	Clothing & clothing accessories stores	169	465	2 084	26	10	12	3	1	—	—	—	—	—
451	Sporting goods, hobby, book & music stores	226	741	3 209	31	16	10	2	3	—	—	—	—	—
4511	Sporting goods, hobby, musical instrument stores	115	396	1 712	16	7	6	2	1	—	—	—	—	—
4512	Book, periodical & music stores	111	345	1 497	15	9	4	—	2	—	—	—	—	—

See footnotes at end of table.



**Table 6. Counties—Employees, Payroll, and Establishments by Industry: 2000—Con.**

[Excludes most government employees, railroad employees, and self-employed persons. Size class 1 to 4 includes establishments with payroll, but no employees, during mid-March pay period. (D) denotes figures withheld to avoid disclosing data for individual companies; the data are included in broader industry totals. Detailed industries with 100 or more employees are shown if industry was not a (D). For explanation of terms, abbreviations, and data reliability/comparability, see introductory text]

NAICS code	Industry	Number of employees for week including March 12	Payroll (\$1,000)		Total number of establishments	Number of establishments by employment-size class									
			First quarter	Annual		1 to 4	5 to 9	10 to 19	20 to 49	50 to 99	100 to 249	250 to 499	500 to 999	1,000 or more	
<b>BLOUNT—Con.</b>															
<b>44-45 Retail trade—Con.</b>															
452	General merchandise stores	1 239	4 595	18 283	17	3	3	4	1	1	4	—	1	—	
4521	Department stores	621	1 887	7 879	5	—	—	—	—	1	4	—	—	—	
45211	Department stores	621	1 887	7 879	5	—	—	—	—	1	4	—	—	—	
452110	Department stores	621	1 887	7 879	5	—	—	—	—	1	4	—	—	—	
4529	Other general merchandise stores	618	2 708	10 404	12	3	3	4	1	—	—	—	1	—	
45291	Warehouse clubs & superstores	(F)	(D)	(D)	1	—	—	—	—	—	—	—	1	—	
45299	All other general merchandise stores	(C)	(D)	(D)	11	3	3	4	1	—	—	—	—	—	
453	Miscellaneous store retailers	359	1 899	9 027	58	32	14	8	4	—	—	—	—	—	
4532	Office supplies, stationery & gift stores	138	416	1 858	14	6	3	2	3	—	—	—	—	—	
4539	Other miscellaneous store retailers	141	1 258	6 270	29	18	6	5	—	—	—	—	—	—	
45393	Manufactured (mobile) home dealers	127	1 215	6 066	22	12	5	5	—	—	—	—	—	—	
453930	Manufactured (mobile) home dealers	127	1 215	6 066	22	12	5	5	—	—	—	—	—	—	
454	Nonstore retailers	211	1 181	4 908	15	9	—	3	2	1	—	—	—	—	
4542	Vending machine operators	(C)	(D)	(D)	5	4	—	—	—	1	—	—	—	—	
45421	Vending machine operators	(C)	(D)	(D)	5	4	—	—	—	1	—	—	—	—	
4543	Direct selling establishments	103	662	2 833	7	2	—	3	2	—	—	—	—	—	
<b>48-49 Transportation &amp; warehousing</b>															
481	Air transportation	(C)	(D)	(D)	8	2	1	1	2	2	—	—	—	—	
4811	Scheduled air transportation	187	1 357	6 350	5	—	—	1	2	2	—	—	—	—	
48111	Scheduled air transportation	187	1 357	6 350	5	—	—	1	2	2	—	—	—	—	
481111	Scheduled passenger air transportation	187	1 357	6 350	5	—	—	1	2	2	—	—	—	—	
484	Truck transportation	404	2 365	10 242	33	11	10	3	9	—	—	—	—	—	
4841	General freight trucking	233	1 465	5 946	20	8	6	1	5	—	—	—	—	—	
48412	General freight trucking, long-distance	141	1 022	4 253	14	6	5	—	3	—	—	—	—	—	
4842	Specialized freight trucking	171	900	4 296	13	3	4	2	4	—	—	—	—	—	
488	Transportation support activities	235	2 150	10 015	11	7	—	1	2	—	1	—	—	—	
4881	Air transportation support activities	207	1 932	9 052	4	1	—	—	2	—	1	—	—	—	
48819	Other air transportation support activities	(C)	(D)	(D)	2	—	—	—	1	—	1	—	—	—	
492	Couriers & messengers	(C)	(D)	(D)	9	2	3	1	2	—	1	—	—	—	
4921	Couriers	(C)	(D)	(D)	6	1	3	1	—	—	1	—	—	—	
49211	Couriers	(C)	(D)	(D)	6	1	3	1	—	—	1	—	—	—	
<b>51 Information</b>															
511	Publishing industries	(C)	(D)	(D)	3	1	—	—	—	1	1	—	—	—	
5111	Newspaper, periodical, book, database publishers	(C)	(D)	(D)	3	1	—	—	—	1	1	—	—	—	
51111	Newspaper publishers	(C)	(D)	(D)	2	—	—	—	—	1	1	—	—	—	
513	Broadcasting & telecommunications	158	1 524	6 713	10	7	—	1	—	2	—	—	—	—	
514	Information & data processing services	(C)	(D)	(D)	3	1	—	—	—	2	—	—	—	—	
5142	Data processing services	(C)	(D)	(D)	2	—	—	—	—	2	—	—	—	—	
51421	Data processing services	(C)	(D)	(D)	2	—	—	—	—	2	—	—	—	—	
<b>52 Finance &amp; insurance</b>															
522	Credit intermediation & related activities	1 366	8 857	37 893	77	31	30	8	4	2	1	1	—	—	
5221	Depository credit intermediation	744	5 164	19 049	43	8	21	8	3	2	1	—	—	—	
52211	Commercial banking	663	4 725	17 144	35	5	18	7	2	2	1	—	—	—	
522110	Commercial banking	663	4 725	17 144	35	5	18	7	2	2	1	—	—	—	
5222	Nondepository credit intermediation	561	3 330	16 746	23	17	5	—	—	—	—	1	—	—	
52222	Sales financing	(E)	(D)	(D)	2	—	1	—	—	—	—	1	—	—	
524	Insurance carriers & related activities	207	1 465	6 173	46	38	3	2	3	—	—	—	—	—	
5242	Agencies & other insurance related activities	(C)	(D)	(D)	36	29	3	2	2	—	—	—	—	—	
52421	Insurance agencies & brokerages	150	889	4 070	33	27	3	1	2	—	—	—	—	—	
524210	Insurance agencies & brokerages	150	889	4 070	33	27	3	1	2	—	—	—	—	—	
<b>53 Real estate &amp; rental &amp; leasing</b>															
531	Real estate	296	1 759	9 997	71	60	6	3	1	1	—	—	—	—	
5311	Lessors of real estate	154	1 165	7 469	34	29	4	—	—	1	—	—	—	—	
532	Rental & leasing services	(C)	(D)	(D)	19	6	4	8	—	—	1	—	—	—	
5321	Automotive equipment rental & leasing	(C)	(D)	(D)	5	1	1	2	—	—	1	—	—	—	
53211	Passenger car rental & leasing	145	715	2 956	4	1	—	2	—	—	1	—	—	—	
532111	Passenger car rental	145	715	2 956	4	1	—	2	—	—	1	—	—	—	
<b>54 Professional, scientific &amp; technical services</b>															
541	Professional, scientific & technical services	1 023	5 961	26 172	145	102	22	14	3	2	2	—	—	—	
5412	Accounting, tax prep, bookkeep, payroll services	396	1 493	5 991	24	17	3	2	—	—	2	—	—	—	
54121	Accounting, tax prep, bookkeep, payroll services	396	1 493	5 991	24	17	3	2	—	—	2	—	—	—	
541213	Tax preparation services	183	393	757	6	3	1	1	—	—	1	—	—	—	
5413	Architectural, engineering & related services	201	1 573	7 344	29	17	7	2	2	1	—	—	—	—	
5419	Oth professional, scientific, technical services	127	462	2 143	23	14	4	5	—	—	—	—	—	—	
54194	Veterinary services	103	377	1 713	12	4	3	5	—	—	—	—	—	—	
541940	Veterinary services	103	377	1 713	12	4	3	5	—	—	—	—	—	—	

See footnotes at end of table.

**Table 6. Counties—Employees, Payroll, and Establishments by Industry: 2000—Con.**

[Excludes most government employees, railroad employees, and self-employed persons. Size class 1 to 4 includes establishments with payroll, but no employees, during mid-March pay period. (D) denotes figures withheld to avoid disclosing data for individual companies; the data are included in broader industry totals. Detailed industries with 100 or more employees are shown if industry was not a (D). For explanation of terms, abbreviations, and data reliability/comparability, see introductory text]

NAICS code	Industry	Number of employees for week including March 12	Payroll (\$1,000)		Total number of establishments	Number of establishments by employment-size class									
			First quarter	Annual		1 to 4	5 to 9	10 to 19	20 to 49	50 to 99	100 to 249	250 to 499	500 to 999	1,000 or more	
<b>BLOUNT—Con.</b>															
<b>55</b>	<b>Management of companies &amp; enterprises . . .</b>	<b>1 041</b>	<b>12 272</b>	<b>77 811</b>	<b>22</b>	<b>4</b>	<b>9</b>	<b>2</b>	<b>2</b>	<b>2</b>	<b>2</b>	<b>1</b>	—	—	
551	Management of companies & enterprises . . . . .	1 041	12 272	77 811	22	4	9	2	2	2	2	1	—	—	
5511	Management of companies & enterprises . . . . .	1 041	12 272	77 811	22	4	9	2	2	2	2	1	—	—	
551114	Management of companies & enterprises . . . . .	1 041	12 272	77 811	22	4	9	2	2	2	2	1	—	—	
	Corp, subsidiary & regional managing offices . . . . .	1 041	12 272	77 811	22	4	9	2	2	2	2	1	—	—	
<b>56</b>	<b>Admin, support, waste mgt, remediation services . . . . .</b>	<b>1 273</b>	<b>5 509</b>	<b>22 364</b>	<b>90</b>	<b>48</b>	<b>18</b>	<b>12</b>	<b>6</b>	<b>4</b>	<b>1</b>	<b>1</b>	—	—	
561	Administrative & support services . . . . .	1 221	5 257	21 362	80	43	15	10	6	4	1	1	—	—	
5613	Employment services . . . . .	590	2 798	11 386	9	3	1	—	1	3	—	1	—	—	
56132	Temporary help services . . . . .	538	2 426	9 708	6	2	—	—	—	3	—	1	—	—	
561320	Temporary help services . . . . .	538	2 426	9 708	6	2	—	—	—	3	—	1	—	—	
5617	Services to buildings & dwellings . . . . .	436	1 632	6 598	47	28	8	7	2	1	1	—	—	—	
56172	Janitorial services . . . . .	185	687	2 750	17	10	2	4	—	—	1	—	—	—	
561720	Janitorial services . . . . .	185	687	2 750	17	10	2	4	—	—	1	—	—	—	
56173	Landscaping services . . . . .	179	604	2 287	23	16	4	1	1	1	—	—	—	—	
561730	Landscaping services . . . . .	179	604	2 287	23	16	4	1	1	1	—	—	—	—	
<b>61</b>	<b>Educational services . . . . .</b>	<b>480</b>	<b>2 367</b>	<b>9 309</b>	<b>19</b>	<b>7</b>	<b>5</b>	<b>4</b>	<b>2</b>	—	—	<b>1</b>	—	—	
611	Educational services . . . . .	480	2 367	9 309	19	7	5	4	2	—	—	1	—	—	
6113	Colleges, universities & professional schools . . . . .	(E)	(D)	(D)	1	—	—	—	—	—	—	1	—	—	
61131	Colleges, universities & professional schools . . . . .	(E)	(D)	(D)	1	—	—	—	—	—	—	1	—	—	
<b>62</b>	<b>Health care and social assistance . . . . .</b>	<b>3 931</b>	<b>25 308</b>	<b>108 473</b>	<b>191</b>	<b>80</b>	<b>62</b>	<b>29</b>	<b>12</b>	<b>2</b>	<b>4</b>	<b>1</b>	—	<b>1</b>	
621	Ambulatory health care services . . . . .	1 011	8 001	37 753	120	57	43	12	7	—	1	—	—	—	
6211	Offices of physicians . . . . .	448	4 570	21 598	39	18	14	4	2	—	1	—	—	—	
62111	Offices of physicians . . . . .	448	4 570	21 598	39	18	14	4	2	—	1	—	—	—	
621111	Offices of physicians (exc mental health) . . . . .	440	4 485	21 145	36	16	13	4	2	—	1	—	—	—	
6212	Offices of dentists . . . . .	260	1 576	8 459	40	16	19	4	1	—	—	—	—	—	
62121	Offices of dentists . . . . .	260	1 576	8 459	40	16	19	4	1	—	—	—	—	—	
621210	Offices of dentists . . . . .	260	1 576	8 459	40	16	19	4	1	—	—	—	—	—	
6213	Offices of other health practitioners . . . . .	130	821	3 521	29	22	4	2	1	—	—	—	—	—	
622	Hospitals . . . . .	(G)	(D)	(D)	3	—	—	—	1	—	—	1	—	1	
6221	General medical & surgical hospitals . . . . .	(G)	(D)	(D)	2	—	—	—	1	—	—	—	—	1	
62211	General medical & surgical hospitals . . . . .	(G)	(D)	(D)	2	—	—	—	1	—	—	—	—	1	
6222	Psychiatric & substance abuse hospitals . . . . .	(E)	(D)	(D)	1	—	—	—	—	—	—	1	—	—	
62221	Psychiatric & substance abuse hospitals . . . . .	(E)	(D)	(D)	1	—	—	—	—	—	—	1	—	—	
623	Nursing & residential care facilities . . . . .	834	3 811	15 578	25	6	6	7	1	2	3	—	—	—	
6231	Nursing care facilities . . . . .	(E)	(D)	(D)	3	—	—	—	—	1	2	—	—	—	
62311	Nursing care facilities . . . . .	(E)	(D)	(D)	3	—	—	—	—	1	2	—	—	—	
6232	Residential mental retardation, health facil . . . . .	(C)	(D)	(D)	8	4	1	2	—	1	—	—	—	—	
6233	Community care facilities for the elderly . . . . .	300	1 425	5 670	8	1	3	2	1	—	1	—	—	—	
62331	Community care facilities for the elderly . . . . .	300	1 425	5 670	8	1	3	2	1	—	1	—	—	—	
624	Social assistance . . . . .	(E)	(D)	(D)	43	17	13	10	3	—	—	—	—	—	
6241	Individual & family services . . . . .	110	297	1 305	11	5	3	2	1	—	—	—	—	—	
6244	Child day care services . . . . .	(C)	(D)	(D)	26	8	8	8	2	—	—	—	—	—	
62441	Child day care services . . . . .	(C)	(D)	(D)	26	8	8	8	2	—	—	—	—	—	
<b>71</b>	<b>Arts, entertainment &amp; recreation . . . . .</b>	<b>177</b>	<b>582</b>	<b>2 948</b>	<b>29</b>	<b>18</b>	<b>5</b>	<b>3</b>	<b>3</b>	—	—	—	—	—	
713	Amusement, gambling & recreation industries . . . . .	(C)	(D)	(D)	26	15	5	3	3	—	—	—	—	—	
7139	Other amusement & recreation industries . . . . .	169	565	2 762	25	15	4	3	3	—	—	—	—	—	
<b>72</b>	<b>Accommodation &amp; food services . . . . .</b>	<b>3 435</b>	<b>8 420</b>	<b>39 094</b>	<b>174</b>	<b>60</b>	<b>24</b>	<b>32</b>	<b>42</b>	<b>10</b>	<b>6</b>	—	—	—	
721	Accommodation . . . . .	438	1 282	6 360	31	15	6	4	4	—	2	—	—	—	
7211	Traveler accommodation . . . . .	409	1 223	5 860	27	13	5	4	3	—	2	—	—	—	
72111	Hotels (exc casino hotels) & motels . . . . .	392	1 182	5 683	23	11	3	4	3	—	2	—	—	—	
721110	Hotels (exc casino hotels) & motels . . . . .	392	1 182	5 683	23	11	3	4	3	—	2	—	—	—	
722	Food services & drinking places . . . . .	2 997	7 138	32 734	143	45	18	28	38	10	4	—	—	—	
7221	Full-service restaurants . . . . .	1 406	3 437	16 642	54	21	8	12	3	6	4	—	—	—	
72211	Full-service restaurants . . . . .	1 406	3 437	16 642	54	21	8	12	3	6	4	—	—	—	
722110	Full-service restaurants . . . . .	1 406	3 437	16 642	54	21	8	12	3	6	4	—	—	—	
7222	Limited-service eating places . . . . .	1 474	3 253	14 152	77	19	7	15	32	4	—	—	—	—	
72221	Limited-service eating places . . . . .	1 474	3 253	14 152	77	19	7	15	32	4	—	—	—	—	
722211	Limited-service restaurants . . . . .	1 345	2 821	12 756	66	13	5	15	30	3	—	—	—	—	
7223	Special food services . . . . .	(C)	(D)	(D)	6	—	2	1	3	—	—	—	—	—	
72231	Food service contractors . . . . .	100	399	1 739	5	—	1	1	3	—	—	—	—	—	
722310	Food service contractors . . . . .	100	399	1 739	5	—	1	1	3	—	—	—	—	—	
<b>81</b>	<b>Other services (except public administration) . . . . .</b>	<b>1 594</b>	<b>5 695</b>	<b>24 613</b>	<b>271</b>	<b>169</b>	<b>55</b>	<b>32</b>	<b>14</b>	<b>1</b>	—	—	—	—	
811	Repair & maintenance . . . . .	388	2 019	8 979	86	59	20	3	4	—	—	—	—	—	
8111	Automotive repair & maintenance . . . . .	339	1 748	7 843	72	50	15	3	4	—	—	—	—	—	
81111	Automotive mechanical & electrical R&M . . . . .	121	602	2 608	38	30	6	2	—	—	—	—	—	—	
811119	Other automotive R&M . . . . .	122	423	1 867	16	10	3	—	3	—	—	—	—	—	
812	Personal & laundry services . . . . .	368	1 449	6 185	56	29	12	13	2	—	—	—	—	—	
8121	Personal care services . . . . .	159	583	2 351	30	15	9	6	—	—	—	—	—	—	
81211	Hair, nail & skin care services . . . . .	150	570	2 274	26	12	8	6	—	—	—	—	—	—	
812112	Beauty salons . . . . .	145	551	2 239	23	9	8	6	—	—	—	—	—	—	
8122	Death care services . . . . .	111	567	2 480	9	3	2	2	2	—	—	—	—	—	

See footnotes at end of table.

**Table 6. Counties—Employees, Payroll, and Establishments by Industry: 2000—Con.**

[Excludes most government employees, railroad employees, and self-employed persons. Size class 1 to 4 includes establishments with payroll, but no employees, during mid-March pay period. (D) denotes figures withheld to avoid disclosing data for individual companies; the data are included in broader industry totals. Detailed industries with 100 or more employees are shown if industry was not a (D). For explanation of terms, abbreviations, and data reliability/comparability, see introductory text]

NAICS code	Industry	Number of employees for week including March 12	Payroll (\$1,000)		Total number of establishments	Number of establishments by employment-size class									
			First quarter	Annual		1 to 4	5 to 9	10 to 19	20 to 49	50 to 99	100 to 249	250 to 499	500 to 999	1,000 or more	
<b>BLOUNT—Con.</b>															
<b>81</b>	<b>Other services (except public administration)—Con.</b>														
813	Religious, grantmaking, civic, prof & like organizations .....	838	2 227	9 449	129	81	23	16	8	1	—	—	—	—	
8131	Religious organizations .....	657	1 686	6 820	106	66	20	14	6	—	—	—	—	—	
81311	Religious organizations .....	657	1 686	6 820	106	66	20	14	6	—	—	—	—	—	
813110	Religious organizations .....	657	1 686	6 820	106	66	20	14	6	—	—	—	—	—	
8139	Business, labor, political, like organizations .....	145	353	1 504	12	6	2	1	2	1	—	—	—	—	
<b>95</b>	<b>Auxiliaries (exc corporate, subsidiary &amp; regional mgt) .....</b>	<b>157</b>	<b>737</b>	<b>2 904</b>	<b>6</b>	<b>1</b>	<b>1</b>	<b>1</b>	<b>2</b>	<b>1</b>	—	—	—	—	
<b>99</b>	<b>Unclassified establishments .....</b>	<b>68</b>	<b>383</b>	<b>1 769</b>	<b>20</b>	<b>17</b>	<b>2</b>	—	<b>1</b>	—	—	—	—	—	
<b>BRADLEY</b>															
	<b>Total .....</b>	<b>40 128</b>	<b>250 808</b>	<b>1 026 705</b>	<b>1 871</b>	<b>893</b>	<b>402</b>	<b>273</b>	<b>175</b>	<b>60</b>	<b>41</b>	<b>14</b>	<b>11</b>	<b>2</b>	
<b>11</b>	<b>Forestry, fishing, hunting, and agriculture support .....</b>	<b>21</b>	<b>82</b>	<b>378</b>	<b>5</b>	<b>2</b>	<b>3</b>	—	—	—	—	—	—	—	
<b>21</b>	<b>Mining .....</b>	<b>36</b>	<b>310</b>	<b>1 383</b>	<b>4</b>	<b>2</b>	—	<b>2</b>	—	—	—	—	—	—	
<b>22</b>	<b>Utilities (B) .....</b>	<b>(D)</b>	<b>(D)</b>	<b>(D)</b>	<b>2</b>	—	<b>1</b>	—	<b>1</b>	—	—	—	—	—	
<b>23</b>	<b>Construction .....</b>	<b>1 566</b>	<b>10 357</b>	<b>44 476</b>	<b>140</b>	<b>70</b>	<b>35</b>	<b>18</b>	<b>13</b>	<b>2</b>	<b>1</b>	<b>1</b>	—	—	
233	Building, developing & general contracting .....	270	2 030	7 787	44	22	16	3	3	—	—	—	—	—	
2332	Residential building construction .....	125	690	2 780	24	14	8	1	1	—	—	—	—	—	
23321	Single-family housing construction .....	125	690	2 780	24	14	8	1	1	—	—	—	—	—	
233210	Single-family housing construction .....	125	690	2 780	24	14	8	1	1	—	—	—	—	—	
2333	Nonresidential building construction .....	133	1 302	4 838	16	5	7	2	2	—	—	—	—	—	
234	Heavy construction .....	650	4 254	19 486	14	5	1	2	3	1	1	1	—	—	
2341	Highway, street, bridge & tunnel construction ...	582	3 709	17 373	5	—	—	—	2	1	1	1	—	—	
23411	Highway & street construction .....	(E)	(D)	(D)	3	—	—	—	2	—	—	1	—	—	
23412	Bridge & tunnel construction .....	(C)	(D)	(D)	2	—	—	—	—	1	1	—	—	—	
235	Special trade contractors .....	646	4 073	17 203	82	43	18	13	7	1	—	—	—	—	
2351	Plumbing, heating & AC contractor .....	190	1 356	6 285	16	7	2	5	1	1	—	—	—	—	
23511	Plumbing, heating & AC contractor .....	190	1 356	6 285	16	7	2	5	1	1	—	—	—	—	
235110	Plumbing, heating & AC contractor .....	190	1 356	6 285	16	7	2	5	1	1	—	—	—	—	
2359	Other special trade contractors .....	140	805	3 915	24	13	7	3	1	—	—	—	—	—	
<b>31-33</b>	<b>Manufacturing .....</b>	<b>12 830</b>	<b>102 615</b>	<b>402 898</b>	<b>130</b>	<b>35</b>	<b>18</b>	<b>27</b>	<b>15</b>	<b>10</b>	<b>10</b>	<b>7</b>	<b>7</b>	<b>1</b>	
311	Food mfg .....	1 239	13 521	53 216	7	1	2	1	—	—	1	1	1	—	
3113	Sugar & confectionery product mfg .....	(F)	(D)	(D)	1	—	—	—	—	—	—	—	1	—	
31133	Confectionery mfg from purchased chocolate ..	(F)	(D)	(D)	1	—	—	—	—	—	—	—	1	—	
3118	Bakeries & tortilla mfg .....	(E)	(D)	(D)	5	1	2	—	—	—	1	1	—	—	
31181	Bread & bakery product mfg .....	(E)	(D)	(D)	5	1	2	—	—	—	1	1	—	—	
312	Beverage & tobacco product mfg .....	(E)	(D)	(D)	2	—	—	1	—	—	—	1	—	—	
3121	Beverage mfg .....	(E)	(D)	(D)	2	—	—	1	—	—	—	1	—	—	
31211	Soft drink & ice mfg .....	(E)	(D)	(D)	2	—	—	1	—	—	—	1	—	—	
313	Textile mills .....	(C)	(D)	(D)	3	2	—	—	—	—	1	—	—	—	
3132	Fabric mills .....	(C)	(D)	(D)	2	1	—	—	—	—	1	—	—	—	
31324	Knit fabric mills .....	(C)	(D)	(D)	1	—	—	—	—	—	1	—	—	—	
315	Apparel manufacturing .....	1 975	11 536	48 254	9	4	—	2	—	—	—	—	3	—	
3151	Apparel knitting mills .....	(F)	(D)	(D)	3	—	—	2	—	—	—	—	1	—	
31511	Hosiery & sock mills .....	(F)	(D)	(D)	2	—	—	1	—	—	—	—	1	—	
3152	Cut & sew apparel mfg .....	(G)	(D)	(D)	5	3	—	—	—	—	—	—	2	—	
31522	Men's, boys' cut & sew apparel mfg .....	(G)	(D)	(D)	2	—	—	—	—	—	—	—	2	—	
321	Wood product mfg .....	268	1 497	5 224	11	2	—	5	3	—	1	—	—	—	
3219	Other wood product mfg .....	(C)	(D)	(D)	10	2	—	5	2	—	1	—	—	—	
32192	Wood container & pallet mfg .....	148	824	2 317	5	1	—	3	—	—	1	—	—	—	
321920	Wood container & pallet mfg .....	148	824	2 317	5	1	—	3	—	—	1	—	—	—	
322	Paper mfg .....	429	3 818	17 174	4	1	—	—	—	—	3	—	—	—	
3222	Converted paper product mfg .....	(E)	(D)	(D)	3	—	—	—	—	—	3	—	—	—	
32221	Paperboard container mfg .....	(E)	(D)	(D)	3	—	—	—	—	—	3	—	—	—	
323	Printing & related support activities .....	130	1 655	3 826	12	5	2	3	2	—	—	—	—	—	
3231	Printing & related support activities .....	130	1 655	3 826	12	5	2	3	2	—	—	—	—	—	
32311	Printing .....	130	1 655	3 826	12	5	2	3	2	—	—	—	—	—	
325	Chemical mfg .....	738	9 692	37 031	7	1	1	—	1	2	1	1	—	—	
3251	Basic chemical mfg .....	(F)	(D)	(D)	2	—	—	—	—	—	1	1	—	—	
32518	Other basic inorganic chemical mfg .....	(F)	(D)	(D)	2	—	—	—	—	—	1	1	—	—	
326	Plastics & rubber products mfg .....	234	1 138	6 370	8	2	1	1	2	2	—	—	—	—	
3261	Plastics product mfg .....	(C)	(D)	(D)	6	1	—	1	2	2	—	—	—	—	
32615	Foam product (exc polystyrene) mfg .....	(C)	(D)	(D)	2	—	—	—	—	2	—	—	—	—	
332	Fabricated metal product mfg .....	226	2 275	7 066	13	3	4	3	1	2	—	—	—	—	
333	Machinery mfg .....	147	1 124	4 803	6	1	1	2	1	1	—	—	—	—	
3332	Industrial machinery mfg .....	(C)	(D)	(D)	2	—	—	1	—	1	—	—	—	—	

See footnotes at end of table.

**Table 6. Counties—Employees, Payroll, and Establishments by Industry: 2000—Con.**

[Excludes most government employees, railroad employees, and self-employed persons. Size class 1 to 4 includes establishments with payroll, but no employees, during mid-March pay period. (D) denotes figures withheld to avoid disclosing data for individual companies; the data are included in broader industry totals. Detailed industries with 100 or more employees are shown if industry was not a (D). For explanation of terms, abbreviations, and data reliability/comparability, see introductory text]

NAICS code	Industry	Number of employees for week including March 12	Payroll (\$1,000)		Total number of establishments	Number of establishments by employment-size class									
			First quarter	Annual		1 to 4	5 to 9	10 to 19	20 to 49	50 to 99	100 to 249	250 to 499	500 to 999	1,000 or more	
<b>BRADLEY—Con.</b>															
<b>31-33 Manufacturing—Con.</b>															
335	Electrical equip, appliance & component mfg . . . . .	3 874	35 171	135 590	4	—	—	—	—	—	1	1	1	1	
3352	Household appliance mfg . . . . .	(H)	(D)	(D)	2	—	—	—	—	—	—	1	—	1	
33522	Major appliance mfg . . . . .	(H)	(D)	(D)	2	—	—	—	—	—	—	1	—	1	
3353	Electrical equipment mfg . . . . .	(C)	(D)	(D)	1	—	—	—	—	—	1	—	—	—	
33531	Electrical equipment mfg . . . . .	(C)	(D)	(D)	1	—	—	—	—	—	1	—	—	—	
3359	Other electrical equipment & component mfg . . . . .	(F)	(D)	(D)	1	—	—	—	—	—	—	—	1	—	
33591	Battery mfg . . . . .	(F)	(D)	(D)	1	—	—	—	—	—	—	—	1	—	
336	Transportation equipment mfg . . . . .	(E)	(D)	(D)	1	—	—	—	—	—	—	1	—	—	
3363	Motor vehicle parts mfg . . . . .	(E)	(D)	(D)	1	—	—	—	—	—	—	1	—	—	
33634	Motor vehicle brake system mfg . . . . .	(E)	(D)	(D)	1	—	—	—	—	—	—	1	—	—	
337	Furniture & related product mfg . . . . .	1 534	6 977	26 819	21	3	5	5	3	2	1	—	2	—	
3371	HH & institutional furniture & kitchen cabinet mfg . . . . .	1 415	6 447	24 933	16	3	3	4	2	1	1	—	2	—	
33712	Household & institutional furniture mfg . . . . .	1 372	6 224	23 922	12	3	1	2	2	1	1	—	2	—	
3372	Office furniture (including fixtures) mfg . . . . .	119	530	1 886	5	—	2	1	1	1	—	—	—	—	
33721	Office furniture (including fixtures) mfg . . . . .	119	530	1 886	5	—	2	1	1	1	—	—	—	—	
339	Miscellaneous mfg . . . . .	903	6 648	27 711	8	3	1	1	—	—	1	2	—	—	
3391	Medical equipment & supplies mfg . . . . .	(E)	(D)	(D)	2	—	—	1	—	—	—	1	—	—	
33911	Medical equipment & supplies mfg . . . . .	(E)	(D)	(D)	2	—	—	1	—	—	—	1	—	—	
3399	Other miscellaneous mfg . . . . .	(E)	(D)	(D)	6	3	1	—	—	—	1	1	—	—	
33999	All other misc mfg . . . . .	(E)	(D)	(D)	5	2	1	—	—	—	1	1	—	—	
<b>42</b>	<b>Wholesale trade . . . . .</b>	<b>2 406</b>	<b>17 944</b>	<b>63 031</b>	<b>83</b>	<b>45</b>	<b>17</b>	<b>14</b>	<b>3</b>	<b>1</b>	<b>1</b>	<b>1</b>	<b>—</b>	<b>1</b>	
421	Wholesale trade, durable goods . . . . .	955	7 989	27 253	60	32	12	13	—	1	1	1	—	—	
4216	Electrical goods whsle . . . . .	(F)	(D)	(D)	7	3	1	1	—	1	—	1	—	—	
42162	Electric appliance, TV, radio set whsle . . . . .	(E)	(D)	(D)	3	1	1	—	—	—	—	1	—	—	
4218	Machinery, equipment & supplies whsle . . . . .	199	1 447	5 209	14	6	4	3	—	—	1	—	—	—	
42184	Industrial supplies whsle . . . . .	134	979	3 258	4	1	1	1	—	—	1	—	—	—	
421840	Industrial supplies whsle . . . . .	134	979	3 258	4	1	1	1	—	—	1	—	—	—	
422	Wholesale trade, nondurable goods . . . . .	1 451	9 955	35 778	23	13	5	1	3	—	—	—	—	1	
4222	Drugs & druggists' sundries whsle . . . . .	(G)	(D)	(D)	1	—	—	—	—	—	—	—	—	1	
42221	Drugs & druggists' sundries whsle . . . . .	(G)	(D)	(D)	1	—	—	—	—	—	—	—	—	1	
<b>44-45</b>	<b>Retail trade . . . . .</b>	<b>4 542</b>	<b>20 608</b>	<b>85 645</b>	<b>390</b>	<b>192</b>	<b>96</b>	<b>51</b>	<b>38</b>	<b>9</b>	<b>3</b>	<b>—</b>	<b>1</b>	<b>—</b>	
441	Motor vehicle & parts dealers . . . . .	639	4 719	20 041	57	28	10	6	13	—	—	—	—	—	
4411	Automobile dealers . . . . .	386	3 503	14 562	26	13	3	—	10	—	—	—	—	—	
44111	New car dealers . . . . .	343	3 220	12 788	15	5	1	—	9	—	—	—	—	—	
441110	New car dealers . . . . .	343	3 220	12 788	15	5	1	—	9	—	—	—	—	—	
4413	Automotive parts, accessories & tire stores . . . . .	223	1 079	4 681	26	12	7	4	3	—	—	—	—	—	
44131	Automotive parts, accessories & tire stores . . . . .	149	669	2 851	16	7	5	2	2	—	—	—	—	—	
441310	Automotive parts, accessories & tire stores . . . . .	149	669	2 851	16	7	5	2	2	—	—	—	—	—	
442	Furniture & home furnishing stores . . . . .	103	447	1 872	18	11	3	3	1	—	—	—	—	—	
444	Bldg material & garden equip & supp dealers . . . . .	542	2 876	12 576	34	14	6	7	6	—	1	—	—	—	
4441	Building material & supplies dealers . . . . .	400	2 206	9 707	26	14	3	4	4	—	1	—	—	—	
44411	Home centers . . . . .	(C)	(D)	(D)	1	—	—	—	—	—	1	—	—	—	
44419	Other building material dealers . . . . .	190	1 206	5 279	20	11	2	4	3	—	—	—	—	—	
444190	Other building material dealers . . . . .	190	1 206	5 279	20	11	2	4	3	—	—	—	—	—	
4442	Lawn & garden equip & supplies stores . . . . .	142	670	2 869	8	—	3	3	2	—	—	—	—	—	
44422	Nursery & garden centers . . . . .	115	528	2 133	5	—	1	2	2	—	—	—	—	—	
444220	Nursery & garden centers . . . . .	115	528	2 133	5	—	1	2	2	—	—	—	—	—	
445	Food & beverage stores . . . . .	678	2 000	8 638	26	10	4	1	7	3	1	—	—	—	
4451	Grocery stores . . . . .	669	1 971	8 514	23	8	3	1	7	3	1	—	—	—	
44511	Grocery (except convenience) stores . . . . .	649	1 936	8 361	18	4	2	1	7	3	1	—	—	—	
445110	Grocery (except convenience) stores . . . . .	649	1 936	8 361	18	4	2	1	7	3	1	—	—	—	
446	Health & personal care stores . . . . .	407	2 418	10 033	32	13	6	7	4	2	—	—	—	—	
4461	Health & personal care stores . . . . .	407	2 418	10 033	32	13	6	7	4	2	—	—	—	—	
44611	Pharmacies & drug stores . . . . .	359	2 184	8 907	19	3	4	6	4	2	—	—	—	—	
446110	Pharmacies & drug stores . . . . .	359	2 184	8 907	19	3	4	6	4	2	—	—	—	—	
447	Gasoline stations . . . . .	314	1 096	4 726	61	31	24	6	—	—	—	—	—	—	
4471	Gasoline stations . . . . .	314	1 096	4 726	61	31	24	6	—	—	—	—	—	—	
44711	Gasoline stations with convenience stores . . . . .	261	919	3 969	52	28	20	4	—	—	—	—	—	—	
447110	Gasoline stations with convenience stores . . . . .	261	919	3 969	52	28	20	4	—	—	—	—	—	—	
448	Clothing & clothing accessories stores . . . . .	381	1 023	4 139	43	20	12	8	1	2	—	—	—	—	
4481	Clothing stores . . . . .	270	706	2 897	22	10	6	3	1	2	—	—	—	—	
44814	Family clothing stores . . . . .	188	509	2 074	6	2	—	1	1	2	—	—	—	—	
448140	Family clothing stores . . . . .	188	509	2 074	6	2	—	1	1	2	—	—	—	—	
451	Sporting goods, hobby, book & music stores . . . . .	138	429	1 662	21	10	4	6	1	—	—	—	—	—	
452	General merchandise stores . . . . .	940	3 574	14 093	15	3	7	—	1	2	1	—	1	—	
4521	Department stores . . . . .	262	804	3 775	3	—	—	—	—	2	1	—	—	—	
45211	Department stores . . . . .	262	804	3 775	3	—	—	—	—	2	1	—	—	—	
452110	Department stores . . . . .	262	804	3 775	3	—	—	—	—	2	1	—	—	—	
4529	Other general merchandise stores . . . . .	678	2 770	10 318	12	3	7	—	1	—	—	—	1	—	
45291	Warehouse clubs & superstores . . . . .	(F)	(D)	(D)	1	—	—	—	—	—	—	—	1	—	
453	Miscellaneous store retailers . . . . .	258	1 092	4 329	53	36	10	3	4	—	—	—	—	—	
4532	Office supplies, stationery & gift stores . . . . .	107	548	2 239	18	11	4	1	2	—	—	—	—	—	

See footnotes at end of table.

**Table 6. Counties—Employees, Payroll, and Establishments by Industry: 2000—Con.**

[Excludes most government employees, railroad employees, and self-employed persons. Size class 1 to 4 includes establishments with payroll, but no employees, during mid-March pay period. (D) denotes figures withheld to avoid disclosing data for individual companies; the data are included in broader industry totals. Detailed industries with 100 or more employees are shown if industry was not a (D). For explanation of terms, abbreviations, and data reliability/comparability, see introductory text]

NAICS code	Industry	Number of employees for week including March 12	Payroll (\$1,000)		Total number of establishments	Number of establishments by employment-size class								
			First quarter	Annual		1 to 4	5 to 9	10 to 19	20 to 49	50 to 99	100 to 249	250 to 499	500 to 999	1,000 or more
<b>BRADLEY—Con.</b>														
<b>48-49</b>	<b>Transportation &amp; warehousing</b>	<b>678</b>	<b>4 196</b>	<b>17 529</b>	<b>65</b>	<b>30</b>	<b>18</b>	<b>8</b>	<b>7</b>	<b>1</b>	<b>1</b>			
484	Truck transportation	(E)	(D)	(D)	48	22	12	8	5	1				
4841	General freight trucking	288	2 038	8 898	31	16	8	3	3	1				
48412	General freight trucking, long-distance	251	1 804	7 954	25	14	4	3	3	1				
484121	General freight trucking, long-distance, TL	204	1 443	6 351	21	13	2	3	2	1				
4842	Specialized freight trucking	(C)	(D)	(D)	17	6	4	5	2					
48423	Specialized freight (exc used) trucking, LDist	106	670	2 553	8	2	2	2	2					
484230	Specialized freight (exc used) trucking, LDist	106	670	2 553	8	2	2	2	2					
492	Couriers & messengers	(C)	(D)	(D)	2				1		1			
4922	Local messengers & local delivery	(C)	(D)	(D)	1						1			
49221	Local messengers & local delivery	(C)	(D)	(D)	1						1			
<b>51</b>	<b>Information</b>	<b>521</b>	<b>2 828</b>	<b>11 786</b>	<b>20</b>	<b>5</b>	<b>5</b>	<b>3</b>	<b>4</b>	<b>2</b>	<b>1</b>			
511	Publishing industries	346	1 567	6 445	5		2			2	1			
5111	Newspaper, periodical, book, database publishers	346	1 567	6 445	5		2			2	1			
51113	Book publishers	(C)	(D)	(D)	1						1			
513	Broadcasting & telecommunications	120	954	4 147	10	4	2	1	3					
<b>52</b>	<b>Finance &amp; insurance</b>	<b>1 152</b>	<b>7 516</b>	<b>32 132</b>	<b>130</b>	<b>77</b>	<b>35</b>	<b>8</b>	<b>6</b>	<b>3</b>		<b>1</b>		
522	Credit intermediation & related activities	980	6 323	26 253	83	39	28	8	4	3		1		
5221	Depository credit intermediation	393	2 847	11 377	38	10	20	4	3	1				
52211	Commercial banking	357	2 666	10 603	30	6	17	3	3	1				
522110	Commercial banking	357	2 666	10 603	30	6	17	3	3	1				
5222	Nondepository credit intermediation	359	2 309	9 584	27	18	7	1				1		
52229	Other nondepository credit intermediation	(E)	(D)	(D)	25	16	7	1				1		
522291	Consumer lending	322	2 044	8 865	18	11	6					1		
5223	Activities related to credit intermediation	228	1 167	5 292	18	11	1	3	1	2				
52239	Other credit intermediation activities	198	995	4 675	12	7	1	1	1	2				
522390	Other credit intermediation activities	198	995	4 675	12	7	1	1	1	2				
524	Insurance carriers & related activities	147	820	3 974	35	27	6		2					
5242	Agencies & other insurance related activities	104	611	2 487	29	22	6		1					
52421	Insurance agencies & brokerages	104	611	2 487	29	22	6		1					
524210	Insurance agencies & brokerages	104	611	2 487	29	22	6		1					
<b>53</b>	<b>Real estate &amp; rental &amp; leasing</b>	<b>286</b>	<b>1 415</b>	<b>6 175</b>	<b>69</b>	<b>46</b>	<b>16</b>	<b>6</b>	<b>1</b>					
531	Real estate	150	756	3 275	45	36	5	3	1					
532	Rental & leasing services	136	659	2 900	24	10	11	3						
<b>54</b>	<b>Professional, scientific &amp; technical services</b>	<b>767</b>	<b>4 457</b>	<b>19 733</b>	<b>134</b>	<b>84</b>	<b>29</b>	<b>15</b>	<b>5</b>	<b>1</b>				
541	Professional, scientific & technical services	767	4 457	19 733	134	84	29	15	5	1				
5411	Legal services	163	1 302	5 538	41	29	7	5						
54111	Offices of lawyers	135	1 095	4 550	36	26	6	4						
541110	Offices of lawyers	135	1 095	4 550	36	26	6	4						
5412	Accounting, tax prep, bookkeep, payroll services	111	621	2 388	21	12	5	4						
54121	Accounting, tax prep, bookkeep, payroll services	111	621	2 388	21	12	5	4						
5416	Management, sci & tech consulting services	131	778	3 592	8	5	1		1	1				
54161	Management consulting services	(C)	(D)	(D)	7	4	1		1	1				
5419	Oth professional, scientific, technical services	245	1 012	4 158	26	11	6	5	4					
54192	Photographic services	154	715	2 884	15	6	4	2	3					
<b>55</b>	<b>Management of companies &amp; enterprises</b>	<b>1 107</b>	<b>15 896</b>	<b>67 671</b>	<b>19</b>	<b>5</b>	<b>4</b>	<b>4</b>	<b>4</b>		<b>1</b>		<b>1</b>	
551	Management of companies & enterprises	1 107	15 896	67 671	19	5	4	4	4		1		1	
5511	Management of companies & enterprises	1 107	15 896	67 671	19	5	4	4	4		1		1	
55111	Management of companies & enterprises	1 107	15 896	67 671	19	5	4	4	4		1		1	
551114	Corp, subsidiary & regional managing offices	1 057	15 370	65 638	14	4	3	1	4		1		1	
<b>56</b>	<b>Admin, support, waste mgt, remediation services</b>	<b>1 639</b>	<b>6 506</b>	<b>32 663</b>	<b>80</b>	<b>42</b>	<b>8</b>	<b>12</b>	<b>8</b>	<b>7</b>	<b>2</b>	<b>1</b>		
561	Administrative & support services	1 524	5 657	28 604	74	40	7	10	8	6	2	1		
5611	Office administrative services	227	2 063	10 763	13	6	2	1	3	1				
56111	Office administrative services	227	2 063	10 763	13	6	2	1	3	1				
561110	Office administrative services	227	2 063	10 763	13	6	2	1	3	1				
5613	Employment services	670	1 428	9 261	12	5		2	1	2	1	1		
56132	Temporary help services	561	1 012	5 953	7	3			1	1	1	1		
561320	Temporary help services	561	1 012	5 953	7	3			1	1	1	1		
5614	Business support services	184	799	3 164	6	2	1	1	1		1			
56144	Collection agencies	(C)	(D)	(D)	1						1			
5617	Services to buildings & dwellings	331	955	3 832	28	18	1	4	3	2				
56172	Janitorial services	296	755	2 987	14	6	1	2	3	2				
561720	Janitorial services	296	755	2 987	14	6	1	2	3	2				
562	Waste management & remediation services	115	849	4 059	6	2	1	2		1				

See footnotes at end of table.

**Table 6. Counties—Employees, Payroll, and Establishments by Industry: 2000—Con.**

[Excludes most government employees, railroad employees, and self-employed persons. Size class 1 to 4 includes establishments with payroll, but no employees, during mid-March pay period. (D) denotes figures withheld to avoid disclosing data for individual companies; the data are included in broader industry totals. Detailed industries with 100 or more employees are shown if industry was not a (D). For explanation of terms, abbreviations, and data reliability/comparability, see introductory text]

NAICS code	Industry	Number of employees for week including March 12	Payroll (\$1,000)		Total number of establishments	Number of establishments by employment-size class								
			First quarter	Annual		1 to 4	5 to 9	10 to 19	20 to 49	50 to 99	100 to 249	250 to 499	500 to 999	1,000 or more
<b>BRADLEY—Con.</b>														
<b>61</b>	<b>Educational services</b> . . . . .	<b>(F)</b>	<b>(D)</b>	<b>(D)</b>	<b>8</b>	<b>2</b>	<b>3</b>	—	<b>1</b>	<b>1</b>	—	<b>1</b>	—	—
611	Educational services . . . . .	(F)	(D)	(D)	8	2	3	—	1	1	—	1	—	—
6111	Elementary & secondary schools . . . . .	120	382	1 283	4	1	1	—	1	1	—	—	—	—
61111	Elementary & secondary schools . . . . .	120	382	1 283	4	1	1	—	1	1	—	—	—	—
611110	Elementary & secondary schools . . . . .	120	382	1 283	4	1	1	—	1	1	—	—	—	—
6113	Colleges, universities & professional schools . . . . .	(E)	(D)	(D)	1	—	—	—	—	—	—	—	1	—
61131	Colleges, universities & professional schools . . . . .	(E)	(D)	(D)	1	—	—	—	—	—	—	—	1	—
<b>62</b>	<b>Health care and social assistance</b> . . . . .	<b>6 016</b>	<b>32 791</b>	<b>137 717</b>	<b>195</b>	<b>72</b>	<b>44</b>	<b>36</b>	<b>18</b>	<b>9</b>	<b>13</b>	<b>1</b>	<b>2</b>	—
621	Ambulatory health care services . . . . .	1 282	10 522	46 686	115	47	29	28	7	3	1	—	—	—
6211	Offices of physicians . . . . .	573	6 241	29 477	55	21	11	16	7	—	—	—	—	—
62111	Offices of physicians . . . . .	573	6 241	29 477	55	21	11	16	7	—	—	—	—	—
621111	Offices of physicians (exc mental health) . . . . .	561	6 181	29 233	52	19	10	16	7	—	—	—	—	—
6212	Offices of dentists . . . . .	172	1 292	5 592	24	7	10	7	—	—	—	—	—	—
62121	Offices of dentists . . . . .	172	1 292	5 592	24	7	10	7	—	—	—	—	—	—
621210	Offices of dentists . . . . .	172	1 292	5 592	24	7	10	7	—	—	—	—	—	—
6213	Offices of other health practitioners . . . . .	116	732	3 478	25	14	8	3	—	—	—	—	—	—
6216	Home health care services . . . . .	334	1 764	5 635	3	—	—	—	—	2	1	—	—	—
62161	Home health care services . . . . .	334	1 764	5 635	3	—	—	—	—	2	1	—	—	—
621610	Home health care services . . . . .	334	1 764	5 635	3	—	—	—	—	2	1	—	—	—
622	Hospitals . . . . .	(G)	(D)	(D)	2	—	—	—	—	—	—	1	1	—
6221	General medical & surgical hospitals . . . . .	(G)	(D)	(D)	2	—	—	—	—	—	—	1	1	—
62211	General medical & surgical hospitals . . . . .	(G)	(D)	(D)	2	—	—	—	—	—	—	1	1	—
623	Nursing & residential care facilities . . . . .	3 304	13 862	57 501	48	9	8	4	8	6	12	—	1	—
6231	Nursing care facilities . . . . .	2 580	11 369	46 146	19	2	1	—	1	3	11	—	1	—
62311	Nursing care facilities . . . . .	2 580	11 369	46 146	19	2	1	—	1	3	11	—	1	—
623110	Nursing care facilities . . . . .	2 580	11 369	46 146	19	2	1	—	1	3	11	—	1	—
6233	Community care facilities for the elderly . . . . .	458	1 569	7 234	16	4	2	—	7	3	—	—	—	—
62331	Community care facilities for the elderly . . . . .	458	1 569	7 234	16	4	2	—	7	3	—	—	—	—
6239	Other residential care facilities . . . . .	(C)	(D)	(D)	2	—	1	—	—	—	1	—	—	—
62399	Other residential care facilities . . . . .	(C)	(D)	(D)	2	—	1	—	—	—	1	—	—	—
624	Social assistance . . . . .	(C)	(D)	(D)	30	16	7	4	3	—	—	—	—	—
6244	Child day care services . . . . .	(C)	(D)	(D)	17	9	4	2	2	—	—	—	—	—
62441	Child day care services . . . . .	(C)	(D)	(D)	17	9	4	2	2	—	—	—	—	—
<b>71</b>	<b>Arts, entertainment &amp; recreation</b> . . . . .	<b>187</b>	<b>537</b>	<b>2 529</b>	<b>23</b>	<b>13</b>	<b>3</b>	<b>5</b>	<b>1</b>	<b>1</b>	—	—	—	—
713	Amusement, gambling & recreation industries . . . . .	(C)	(D)	(D)	17	10	1	4	1	1	—	—	—	—
7139	Other amusement & recreation industries . . . . .	(C)	(D)	(D)	16	9	1	4	1	1	—	—	—	—
<b>72</b>	<b>Accommodation &amp; food services</b> . . . . .	<b>2 737</b>	<b>6 238</b>	<b>28 063</b>	<b>145</b>	<b>51</b>	<b>19</b>	<b>27</b>	<b>37</b>	<b>8</b>	<b>3</b>	—	—	—
721	Accommodation . . . . .	210	536	2 423	22	10	5	5	1	1	—	—	—	—
7211	Traveler accommodation . . . . .	210	536	2 423	22	10	5	5	1	1	—	—	—	—
72111	Hotels (exc casino hotels) & motels . . . . .	210	536	2 423	22	10	5	5	1	1	—	—	—	—
721110	Hotels (exc casino hotels) & motels . . . . .	210	536	2 423	22	10	5	5	1	1	—	—	—	—
722	Food services & drinking places . . . . .	2 527	5 702	25 640	123	41	14	22	36	7	3	—	—	—
7221	Full-service restaurants . . . . .	999	2 455	10 201	53	24	7	8	8	4	2	—	—	—
72211	Full-service restaurants . . . . .	999	2 455	10 201	53	24	7	8	8	4	2	—	—	—
722110	Full-service restaurants . . . . .	999	2 455	10 201	53	24	7	8	8	4	2	—	—	—
7222	Limited-service eating places . . . . .	1 369	2 872	13 543	61	14	4	13	27	2	1	—	—	—
72221	Limited-service eating places . . . . .	1 369	2 872	13 543	61	14	4	13	27	2	1	—	—	—
722211	Limited-service restaurants . . . . .	1 331	2 788	13 222	54	10	2	12	27	2	1	—	—	—
7223	Special food services . . . . .	(C)	(D)	(D)	8	3	2	1	1	1	—	—	—	—
72231	Food service contractors . . . . .	(C)	(D)	(D)	7	2	2	1	1	1	—	—	—	—
<b>81</b>	<b>Other services (except public administration)</b> . . . . .	<b>2 903</b>	<b>12 579</b>	<b>55 720</b>	<b>213</b>	<b>107</b>	<b>47</b>	<b>37</b>	<b>11</b>	<b>5</b>	<b>5</b>	<b>1</b>	—	—
811	Repair & maintenance . . . . .	323	1 710	7 294	54	31	9	13	1	—	—	—	—	—
8111	Automotive repair & maintenance . . . . .	202	1 008	4 302	39	23	7	9	—	—	—	—	—	—
8113	Commercial equipment (exc auto & elec) R&M . . . . .	108	645	2 790	8	2	1	4	1	—	—	—	—	—
81131	Commercial equipment (exc auto & elec) R&M . . . . .	108	645	2 790	8	2	1	4	1	—	—	—	—	—
811310	Commercial equipment (exc auto & elec) R&M . . . . .	108	645	2 790	8	2	1	4	1	—	—	—	—	—
812	Personal & laundry services . . . . .	1 092	4 964	25 264	44	18	13	6	3	1	2	1	—	—
8129	Other personal services . . . . .	890	4 208	22 148	14	5	2	1	2	1	2	1	—	—
81292	Photofinishing . . . . .	865	4 128	21 787	8	1	1	—	2	1	2	1	—	—
813	Religious, grantmaking, civic, prof & like organizations . . . . .	1 488	5 905	23 162	115	58	25	18	7	4	3	—	—	—
8131	Religious organizations . . . . .	1 309	5 444	21 338	99	52	21	14	6	3	3	—	—	—
81311	Religious organizations . . . . .	1 309	5 444	21 338	99	52	21	14	6	3	3	—	—	—
813110	Religious organizations . . . . .	1 309	5 444	21 338	99	52	21	14	6	3	3	—	—	—
8134	Civic & social organizations . . . . .	129	266	1 085	8	3	1	2	1	1	—	—	—	—
81341	Civic & social organizations . . . . .	129	266	1 085	8	3	1	2	1	1	—	—	—	—
813410	Civic & social organizations . . . . .	129	266	1 085	8	3	1	2	1	1	—	—	—	—
<b>95</b>	<b>Auxiliaries (exc corporate, subsidiary &amp; regional mgt)</b> . . . . .	<b>(B)</b>	<b>(D)</b>	<b>(D)</b>	<b>2</b>	—	—	—	<b>2</b>	—	—	—	—	—
<b>99</b>	<b>Unclassified establishments</b> . . . . .	<b>(A)</b>	<b>(D)</b>	<b>(D)</b>	<b>14</b>	<b>13</b>	<b>1</b>	—	—	—	—	—	—	—

See footnotes at end of table.

**Table 6. Counties—Employees, Payroll, and Establishments by Industry: 2000—Con.**

[Excludes most government employees, railroad employees, and self-employed persons. Size class 1 to 4 includes establishments with payroll, but no employees, during mid-March pay period. (D) denotes figures withheld to avoid disclosing data for individual companies; the data are included in broader industry totals. Detailed industries with 100 or more employees are shown if industry was not a (D). For explanation of terms, abbreviations, and data reliability/comparability, see introductory text]

NAICS code	Industry	Number of employees for week including March 12	Payroll (\$1,000)		Total number of establishments	Number of establishments by employment-size class								
			First quarter	Annual		1 to 4	5 to 9	10 to 19	20 to 49	50 to 99	100 to 249	250 to 499	500 to 999	1,000 or more
<b>CAMPBELL</b>														
	<b>Total</b> .....	<b>7 754</b>	<b>36 315</b>	<b>157 793</b>	<b>647</b>	<b>344</b>	<b>128</b>	<b>98</b>	<b>55</b>	<b>10</b>	<b>6</b>	<b>6</b>	-	-
<b>11</b>	<b>Forestry, fishing, hunting, and agriculture support</b> .....	<b>26</b>	<b>76</b>	<b>309</b>	<b>8</b>	<b>5</b>	<b>3</b>	-	-	-	-	-	-	-
<b>21</b>	<b>Mining</b> .....	<b>77</b>	<b>713</b>	<b>2 854</b>	<b>5</b>	<b>2</b>	-	<b>1</b>	<b>2</b>	-	-	-	-	-
<b>22</b>	<b>Utilities</b> .....	<b>(A)</b>	<b>(D)</b>	<b>(D)</b>	<b>1</b>	<b>1</b>	-	-	-	-	-	-	-	-
<b>23</b>	<b>Construction</b> .....	<b>475</b>	<b>2 395</b>	<b>11 244</b>	<b>66</b>	<b>48</b>	<b>9</b>	<b>4</b>	<b>4</b>	-	<b>1</b>	-	-	-
233	Building, developing & general contracting .....	109	421	1 482	20	15	2	2	1	-	-	-	-	-
235	Special trade contractors .....	281	1 372	6 517	37	28	5	2	1	-	1	-	-	-
2356	Roofing, siding, & sheet metal contractors .....	187	1 028	4 764	9	7	-	1	-	1	-	-	-	-
23561	Roofing, siding, & sheet metal contractors ...	187	1 028	4 764	9	7	-	1	-	1	-	-	-	-
235610	Roofing, siding, & sheet metal contractors .	187	1 028	4 764	9	7	-	1	-	1	-	-	-	-
<b>31-33</b>	<b>Manufacturing</b> .....	<b>2 008</b>	<b>11 786</b>	<b>50 264</b>	<b>51</b>	<b>19</b>	<b>6</b>	<b>10</b>	<b>7</b>	<b>3</b>	<b>3</b>	<b>3</b>	-	-
311	Food mfg .....	(E)	(D)	(D)	3	2	-	-	-	-	1	-	-	-
3116	Animal slaughtering & processing .....	(E)	(D)	(D)	3	2	-	-	-	-	1	-	-	-
31161	Animal slaughtering & processing .....	(E)	(D)	(D)	3	2	-	-	-	-	1	-	-	-
314	Textile product mills .....	(C)	(D)	(D)	1	-	-	-	-	-	1	-	-	-
3149	Other textile product mills .....	(C)	(D)	(D)	1	-	-	-	-	-	1	-	-	-
31491	Textile bag & canvas mills .....	(C)	(D)	(D)	1	-	-	-	-	-	1	-	-	-
332	Fabricated metal product mfg .....	784	4 990	21 695	17	7	1	4	2	1	-	2	-	-
3323	Architectural & structural metals mfg .....	(E)	(D)	(D)	1	-	-	-	-	-	-	1	-	-
33231	Plate work & fabricated structural prod mfg ...	(E)	(D)	(D)	1	-	-	-	-	-	-	1	-	-
3327	Mach shops, turn prod, screw, nut, bolt mfg ....	157	933	4 199	10	5	-	2	2	1	-	-	-	-
3329	Other fabricated metal product mfg .....	(E)	(D)	(D)	4	2	-	1	-	-	-	1	-	-
33291	Metal valve mfg .....	(E)	(D)	(D)	1	-	-	-	-	-	-	1	-	-
335	Electrical equip, appliance & component mfg .....	(C)	(D)	(D)	2	1	-	-	-	-	1	-	-	-
3352	Household appliance mfg .....	(C)	(D)	(D)	1	-	-	-	-	-	1	-	-	-
33522	Major appliance mfg .....	(C)	(D)	(D)	1	-	-	-	-	-	1	-	-	-
336	Transportation equipment mfg .....	138	798	3 382	6	1	1	2	1	1	-	-	-	-
339	Miscellaneous mfg .....	(E)	(D)	(D)	3	1	-	-	1	-	1	-	-	-
3391	Medical equipment & supplies mfg .....	(C)	(D)	(D)	1	-	-	-	-	-	1	-	-	-
33911	Medical equipment & supplies mfg .....	(C)	(D)	(D)	1	-	-	-	-	-	1	-	-	-
<b>42</b>	<b>Wholesale trade</b> .....	<b>172</b>	<b>1 095</b>	<b>4 501</b>	<b>21</b>	<b>10</b>	<b>5</b>	<b>4</b>	<b>2</b>	-	-	-	-	-
421	Wholesale trade, durable goods .....	110	723	3 084	15	8	4	2	1	-	-	-	-	-
<b>44-45</b>	<b>Retail trade</b> .....	<b>1 613</b>	<b>5 890</b>	<b>26 676</b>	<b>154</b>	<b>67</b>	<b>40</b>	<b>32</b>	<b>13</b>	<b>1</b>	-	<b>1</b>	-	-
441	Motor vehicle & parts dealers .....	137	682	3 864	19	12	-	5	2	-	-	-	-	-
445	Food & beverage stores .....	353	1 116	4 422	23	8	3	6	5	1	-	-	-	-
4451	Grocery stores .....	(E)	(D)	(D)	20	7	2	5	5	1	-	-	-	-
44511	Grocery (except convenience) stores .....	312	937	3 718	16	5	1	4	5	1	-	-	-	-
445110	Grocery (except convenience) stores .....	312	937	3 718	16	5	1	4	5	1	-	-	-	-
447	Gasoline stations .....	270	771	3 230	26	8	8	6	4	-	-	-	-	-
4471	Gasoline stations .....	270	771	3 230	26	8	8	6	4	-	-	-	-	-
44711	Gasoline stations with convenience stores ...	158	427	1 727	16	3	7	4	2	-	-	-	-	-
447110	Gasoline stations with convenience stores .	158	427	1 727	16	3	7	4	2	-	-	-	-	-
44719	Other gasoline stations .....	112	344	1 503	10	5	1	2	2	-	-	-	-	-
447190	Other gasoline stations .....	112	344	1 503	10	5	1	2	2	-	-	-	-	-
452	General merchandise stores .....	422	1 354	6 150	13	3	8	1	-	-	-	1	-	-
4521	Department stores .....	(E)	(D)	(D)	1	-	-	-	-	-	-	1	-	-
45211	Department stores .....	(E)	(D)	(D)	1	-	-	-	-	-	-	1	-	-
<b>48-49</b>	<b>Transportation &amp; warehousing</b> .....	<b>190</b>	<b>748</b>	<b>3 292</b>	<b>35</b>	<b>22</b>	<b>8</b>	<b>3</b>	<b>2</b>	-	-	-	-	-
484	Truck transportation .....	137	545	2 160	28	18	7	2	1	-	-	-	-	-
<b>51</b>	<b>Information</b> .....	<b>97</b>	<b>572</b>	<b>2 403</b>	<b>14</b>	<b>8</b>	<b>3</b>	<b>1</b>	<b>2</b>	-	-	-	-	-
<b>52</b>	<b>Finance &amp; insurance</b> .....	<b>301</b>	<b>1 802</b>	<b>7 412</b>	<b>33</b>	<b>14</b>	<b>10</b>	<b>5</b>	<b>3</b>	<b>1</b>	-	-	-	-
522	Credit intermediation & related activities .....	255	1 489	6 189	22	7	7	4	3	1	-	-	-	-
5221	Depository credit intermediation .....	(C)	(D)	(D)	15	1	6	4	3	1	-	-	-	-
52211	Commercial banking .....	227	1 337	5 566	14	1	5	4	3	1	-	-	-	-
522110	Commercial banking .....	227	1 337	5 566	14	1	5	4	3	1	-	-	-	-
<b>53</b>	<b>Real estate &amp; rental &amp; leasing</b> .....	<b>121</b>	<b>445</b>	<b>2 034</b>	<b>20</b>	<b>14</b>	<b>4</b>	<b>1</b>	-	<b>1</b>	-	-	-	-
<b>54</b>	<b>Professional, scientific &amp; technical services</b> .....	<b>104</b>	<b>562</b>	<b>2 170</b>	<b>29</b>	<b>21</b>	<b>4</b>	<b>4</b>	-	-	-	-	-	-
541	Professional, scientific & technical services .....	104	562	2 170	29	21	4	4	-	-	-	-	-	-
<b>55</b>	<b>Management of companies &amp; enterprises</b> ..	<b>(A)</b>	<b>(D)</b>	<b>(D)</b>	<b>2</b>	<b>1</b>	-	<b>1</b>	-	-	-	-	-	-
<b>56</b>	<b>Admin, support, waste mgt, remediation services</b> .....	<b>77</b>	<b>248</b>	<b>1 286</b>	<b>9</b>	<b>5</b>	<b>2</b>	-	<b>2</b>	-	-	-	-	-
<b>61</b>	<b>Educational services</b> .....	<b>(A)</b>	<b>(D)</b>	<b>(D)</b>	<b>2</b>	<b>1</b>	-	<b>1</b>	-	-	-	-	-	-

See footnotes at end of table.

**Table 6. Counties—Employees, Payroll, and Establishments by Industry: 2000—Con.**

[Excludes most government employees, railroad employees, and self-employed persons. Size class 1 to 4 includes establishments with payroll, but no employees, during mid-March pay period. (D) denotes figures withheld to avoid disclosing data for individual companies; the data are included in broader industry totals. Detailed industries with 100 or more employees are shown if industry was not a (D). For explanation of terms, abbreviations, and data reliability/comparability, see introductory text]

NAICS code	Industry	Number of employees for week including March 12	Payroll (\$1,000)		Total number of establishments	Number of establishments by employment-size class								
			First quarter	Annual		1 to 4	5 to 9	10 to 19	20 to 49	50 to 99	100 to 249	250 to 499	500 to 999	1,000 or more
<b>CAMPBELL—Con.</b>														
<b>62</b>	<b>Health care and social assistance</b> .....	<b>1 257</b>	<b>6 510</b>	<b>27 867</b>	<b>51</b>	<b>24</b>	<b>12</b>	<b>8</b>	<b>2</b>	<b>1</b>	<b>2</b>	<b>2</b>	—	—
621	Ambulatory health care services .....	227	1 458	6 595	38	22	8	6	2	—	—	—	—	—
6211	Offices of physicians .....	122	941	4 149	19	13	—	4	2	—	—	—	—	—
62111	Offices of physicians .....	122	941	4 149	19	13	—	4	2	—	—	—	—	—
622	Hospitals .....	637	3 725	15 886	3	1	—	—	—	—	—	2	—	—
6221	General medical & surgical hospitals .....	637	3 725	15 886	3	1	—	—	—	—	—	2	—	—
62211	General medical & surgical hospitals .....	637	3 725	15 886	3	1	—	—	—	—	—	2	—	—
622110	General medical & surgical hospitals .....	637	3 725	15 886	3	1	—	—	—	—	—	2	—	—
623	Nursing & residential care facilities .....	282	1 081	4 401	5	1	1	1	—	—	2	—	—	—
6231	Nursing care facilities .....	(E)	(D)	(D)	3	—	1	—	—	—	2	—	—	—
62311	Nursing care facilities .....	(E)	(D)	(D)	3	—	1	—	—	—	2	—	—	—
624	Social assistance .....	111	246	985	5	—	3	1	—	1	—	—	—	—
<b>71</b>	<b>Arts, entertainment &amp; recreation</b> .....	<b>54</b>	<b>134</b>	<b>780</b>	<b>9</b>	<b>5</b>	<b>3</b>	—	<b>1</b>	—	—	—	—	—
<b>72</b>	<b>Accommodation &amp; food services</b> .....	<b>837</b>	<b>1 787</b>	<b>7 564</b>	<b>55</b>	<b>14</b>	<b>6</b>	<b>19</b>	<b>14</b>	<b>2</b>	—	—	—	—
721	Accommodation .....	115	279	1 255	13	5	—	7	1	—	—	—	—	—
722	Food services & drinking places .....	722	1 508	6 309	42	9	6	12	13	2	—	—	—	—
7221	Full-service restaurants .....	265	610	2 682	14	3	2	4	4	1	—	—	—	—
72211	Full-service restaurants .....	265	610	2 682	14	3	2	4	4	1	—	—	—	—
722110	Full-service restaurants .....	265	610	2 682	14	3	2	4	4	1	—	—	—	—
7222	Limited-service eating places .....	420	805	3 215	22	2	4	7	8	1	—	—	—	—
72221	Limited-service eating places .....	420	805	3 215	22	2	4	7	8	1	—	—	—	—
<b>81</b>	<b>Other services (except public administration)</b> .....	<b>291</b>	<b>1 297</b>	<b>5 908</b>	<b>73</b>	<b>55</b>	<b>12</b>	<b>4</b>	<b>1</b>	<b>1</b>	—	—	—	—
812	Personal & laundry services .....	105	538	2 297	14	7	5	1	—	1	—	—	—	—
<b>95</b>	<b>Auxiliaries (exc corporate, subsidiary &amp; regional mgt)</b> .....	<b>(A)</b>	<b>(D)</b>	<b>(D)</b>	<b>1</b>	<b>1</b>	—	—	—	—	—	—	—	—
<b>99</b>	<b>Unclassified establishments</b> .....	<b>14</b>	<b>58</b>	<b>260</b>	<b>8</b>	<b>7</b>	<b>1</b>	—	—	—	—	—	—	—
<b>CANNON</b>														
	<b>Total</b> .....	<b>1 352</b>	<b>6 457</b>	<b>26 481</b>	<b>168</b>	<b>97</b>	<b>36</b>	<b>21</b>	<b>11</b>	<b>1</b>	<b>2</b>	—	—	—
<b>21</b>	<b>Mining</b> .....	<b>(A)</b>	<b>(D)</b>	<b>(D)</b>	<b>1</b>	—	—	<b>1</b>	—	—	—	—	—	—
<b>22</b>	<b>Utilities</b> .....	<b>(A)</b>	<b>(D)</b>	<b>(D)</b>	<b>1</b>	—	<b>1</b>	—	—	—	—	—	—	—
<b>23</b>	<b>Construction</b> .....	<b>78</b>	<b>320</b>	<b>1 194</b>	<b>27</b>	<b>22</b>	<b>4</b>	<b>1</b>	—	—	—	—	—	—
<b>31-33</b>	<b>Manufacturing</b> .....	<b>297</b>	<b>1 583</b>	<b>6 196</b>	<b>15</b>	<b>6</b>	<b>1</b>	<b>4</b>	<b>3</b>	—	<b>1</b>	—	—	—
337	Furniture & related product mfg .....	(C)	(D)	(D)	1	—	—	—	—	—	1	—	—	—
3371	HH & institutional furniture & kitchen cabinet mfg .....	(C)	(D)	(D)	1	—	—	—	—	—	1	—	—	—
33712	Household & institutional furniture mfg .....	(C)	(D)	(D)	1	—	—	—	—	—	1	—	—	—
<b>42</b>	<b>Wholesale trade</b> .....	<b>83</b>	<b>399</b>	<b>1 854</b>	<b>10</b>	<b>3</b>	<b>4</b>	<b>2</b>	<b>1</b>	—	—	—	—	—
<b>44-45</b>	<b>Retail trade</b> .....	<b>213</b>	<b>828</b>	<b>3 424</b>	<b>34</b>	<b>17</b>	<b>10</b>	<b>5</b>	<b>2</b>	—	—	—	—	—
<b>48-49</b>	<b>Transportation &amp; warehousing</b> .....	<b>51</b>	<b>383</b>	<b>1 280</b>	<b>8</b>	<b>6</b>	—	<b>1</b>	<b>1</b>	—	—	—	—	—
<b>51</b>	<b>Information</b> .....	<b>22</b>	<b>120</b>	<b>453</b>	<b>5</b>	<b>2</b>	<b>3</b>	—	—	—	—	—	—	—
<b>52</b>	<b>Finance &amp; insurance</b> .....	<b>15</b>	<b>69</b>	<b>396</b>	<b>5</b>	<b>3</b>	<b>2</b>	—	—	—	—	—	—	—
<b>53</b>	<b>Real estate &amp; rental &amp; leasing</b> .....	<b>22</b>	<b>45</b>	<b>197</b>	<b>4</b>	<b>2</b>	<b>1</b>	<b>1</b>	—	—	—	—	—	—
<b>54</b>	<b>Professional, scientific &amp; technical services</b> .....	<b>50</b>	<b>140</b>	<b>432</b>	<b>7</b>	<b>5</b>	—	<b>1</b>	<b>1</b>	—	—	—	—	—
<b>56</b>	<b>Admin, support, waste mgt, remediation services</b> .....	<b>(A)</b>	<b>(D)</b>	<b>(D)</b>	<b>3</b>	<b>2</b>	<b>1</b>	—	—	—	—	—	—	—
<b>61</b>	<b>Educational services</b> .....	<b>(A)</b>	<b>(D)</b>	<b>(D)</b>	<b>1</b>	—	—	<b>1</b>	—	—	—	—	—	—
<b>62</b>	<b>Health care and social assistance</b> .....	<b>270</b>	<b>1 649</b>	<b>7 286</b>	<b>11</b>	<b>6</b>	<b>1</b>	<b>2</b>	—	<b>1</b>	<b>1</b>	—	—	—
622	Hospitals .....	(C)	(D)	(D)	2	1	—	—	—	—	1	—	—	—
6221	General medical & surgical hospitals .....	(C)	(D)	(D)	2	1	—	—	—	—	1	—	—	—
62211	General medical & surgical hospitals .....	(C)	(D)	(D)	2	1	—	—	—	—	1	—	—	—
<b>71</b>	<b>Arts, entertainment &amp; recreation</b> .....	<b>(A)</b>	<b>(D)</b>	<b>(D)</b>	<b>1</b>	<b>1</b>	—	—	—	—	—	—	—	—
<b>72</b>	<b>Accommodation &amp; food services</b> .....	<b>129</b>	<b>233</b>	<b>895</b>	<b>10</b>	<b>4</b>	<b>3</b>	—	<b>3</b>	—	—	—	—	—
722	Food services & drinking places .....	129	233	895	10	4	3	—	3	—	—	—	—	—
7222	Limited-service eating places .....	117	211	829	7	2	2	—	3	—	—	—	—	—
72221	Limited-service eating places .....	117	211	829	7	2	2	—	3	—	—	—	—	—
<b>81</b>	<b>Other services (except public administration)</b> .....	<b>66</b>	<b>291</b>	<b>1 186</b>	<b>23</b>	<b>17</b>	<b>5</b>	<b>1</b>	—	—	—	—	—	—
<b>95</b>	<b>Auxiliaries (exc corporate, subsidiary &amp; regional mgt)</b> .....	<b>(A)</b>	<b>(D)</b>	<b>(D)</b>	<b>1</b>	<b>1</b>	—	—	—	—	—	—	—	—
<b>99</b>	<b>Unclassified establishments</b> .....	<b>(A)</b>	<b>(D)</b>	<b>(D)</b>	<b>1</b>	—	—	<b>1</b>	—	—	—	—	—	—

See footnotes at end of table.



**Table 6. Counties—Employees, Payroll, and Establishments by Industry: 2000—Con.**

[Excludes most government employees, railroad employees, and self-employed persons. Size class 1 to 4 includes establishments with payroll, but no employees, during mid-March pay period. (D) denotes figures withheld to avoid disclosing data for individual companies; the data are included in broader industry totals. Detailed industries with 100 or more employees are shown if industry was not a (D). For explanation of terms, abbreviations, and data reliability/comparability, see introductory text]

NAICS code	Industry	Number of employees for week including March 12	Payroll (\$1,000)		Total number of establishments	Number of establishments by employment-size class								
			First quarter	Annual		1 to 4	5 to 9	10 to 19	20 to 49	50 to 99	100 to 249	250 to 499	500 to 999	1,000 or more
<b>CARROLL</b>														
	<b>Total</b> .....	<b>7 363</b>	<b>38 334</b>	<b>153 141</b>	<b>531</b>	<b>299</b>	<b>116</b>	<b>52</b>	<b>37</b>	<b>10</b>	<b>10</b>	<b>7</b>	<b>-</b>	<b>-</b>
11	<b>Forestry, fishing, hunting, and agriculture support</b> .....	<b>22</b>	<b>136</b>	<b>571</b>	<b>7</b>	<b>5</b>	<b>2</b>	<b>-</b>	<b>-</b>	<b>-</b>	<b>-</b>	<b>-</b>	<b>-</b>	<b>-</b>
21	<b>Mining</b> .....	<b>(A)</b>	<b>(D)</b>	<b>(D)</b>	<b>1</b>	<b>-</b>	<b>-</b>	<b>1</b>	<b>-</b>	<b>-</b>	<b>-</b>	<b>-</b>	<b>-</b>	<b>-</b>
23	<b>Construction</b> .....	<b>213</b>	<b>1 057</b>	<b>4 879</b>	<b>40</b>	<b>24</b>	<b>9</b>	<b>4</b>	<b>3</b>	<b>-</b>	<b>-</b>	<b>-</b>	<b>-</b>	<b>-</b>
233	Building, developing & general contracting .....	100	596	2 749	11	7	-	1	3	-	-	-	-	-
235	Special trade contractors .....	(C)	(D)	(D)	28	17	8	3	-	-	-	-	-	-
31-33	<b>Manufacturing</b> .....	<b>2 945</b>	<b>20 461</b>	<b>75 426</b>	<b>43</b>	<b>14</b>	<b>3</b>	<b>6</b>	<b>7</b>	<b>3</b>	<b>4</b>	<b>6</b>	<b>-</b>	<b>-</b>
315	Apparel manufacturing .....	593	2 972	10 240	4	1	-	-	-	-	2	1	-	-
3152	Cut & sew apparel mfg .....	593	2 972	10 240	4	1	-	-	-	-	2	1	-	-
31521	Cut & sew apparel contractors .....	(C)	(D)	(D)	2	1	-	-	-	-	1	-	-	-
31522	Men's, boys' cut & sew apparel mfg .....	(C)	(D)	(D)	1	-	-	-	-	-	1	-	-	-
31523	Women's, girls' cut & sew apparel mfg .....	(E)	(D)	(D)	1	-	-	-	-	-	-	1	-	-
321	Wood product mfg .....	100	328	1 463	7	2	1	1	3	-	-	-	-	-
326	Plastics & rubber products mfg .....	(C)	(D)	(D)	2	-	-	-	-	2	-	-	-	-
3262	Rubber product mfg .....	(C)	(D)	(D)	2	-	-	-	-	2	-	-	-	-
331	Primary metal mfg .....	(E)	(D)	(D)	1	-	-	-	-	-	-	1	-	-
3313	Alumina & aluminum production & processing ..	(E)	(D)	(D)	1	-	-	-	-	-	-	1	-	-
33131	Alumina & aluminum production & processing ..	(E)	(D)	(D)	1	-	-	-	-	-	-	1	-	-
332	Fabricated metal product mfg .....	771	5 597	21 039	13	6	-	3	1	1	-	2	-	-
3321	Forging & stamping .....	(E)	(D)	(D)	1	-	-	-	-	-	-	1	-	-
33211	Forging & stamping .....	(E)	(D)	(D)	1	-	-	-	-	-	-	1	-	-
3323	Architectural & structural metals mfg .....	(E)	(D)	(D)	3	1	-	-	-	1	-	1	-	-
33232	Ornamental & architectural metal prod mfg ...	(E)	(D)	(D)	2	-	-	-	-	1	-	1	-	-
333	Machinery mfg .....	450	2 580	10 586	4	1	-	1	-	-	1	1	-	-
3331	Ag, construction & mining machinery mfg .....	(E)	(D)	(D)	2	-	-	-	-	-	1	1	-	-
33311	Agricultural implement mfg .....	(E)	(D)	(D)	2	-	-	-	-	-	1	1	-	-
337	Furniture & related product mfg .....	(E)	(D)	(D)	3	1	1	-	-	-	-	1	-	-
3371	HH & institutional furniture & kitchen cabinet mfg .....	(E)	(D)	(D)	3	1	1	-	-	-	-	1	-	-
33712	Household & institutional furniture mfg .....	(E)	(D)	(D)	1	-	-	-	-	-	-	1	-	-
339	Miscellaneous mfg .....	(C)	(D)	(D)	1	-	-	-	-	-	1	-	-	-
3399	Other miscellaneous mfg .....	(C)	(D)	(D)	1	-	-	-	-	-	1	-	-	-
33999	All other misc mfg .....	(C)	(D)	(D)	1	-	-	-	-	-	1	-	-	-
42	<b>Wholesale trade</b> .....	<b>209</b>	<b>1 243</b>	<b>5 231</b>	<b>25</b>	<b>15</b>	<b>4</b>	<b>4</b>	<b>1</b>	<b>1</b>	<b>-</b>	<b>-</b>	<b>-</b>	<b>-</b>
421	Wholesale trade, durable goods .....	150	960	4 026	16	10	2	2	1	1	-	-	-	-
44-45	<b>Retail trade</b> .....	<b>1 065</b>	<b>3 362</b>	<b>14 489</b>	<b>124</b>	<b>65</b>	<b>34</b>	<b>15</b>	<b>6</b>	<b>3</b>	<b>1</b>	<b>-</b>	<b>-</b>	<b>-</b>
445	Food & beverage stores .....	358	873	3 727	17	4	3	6	1	2	1	-	-	-
4451	Grocery stores .....	(E)	(D)	(D)	16	4	3	5	1	2	1	-	-	-
44511	Grocery (except convenience) stores .....	282	730	3 041	13	3	2	5	1	1	1	-	-	-
445110	Grocery (except convenience) stores .....	282	730	3 041	13	3	2	5	1	1	1	-	-	-
447	Gasoline stations .....	173	539	2 161	21	11	7	1	2	-	-	-	-	-
4471	Gasoline stations .....	173	539	2 161	21	11	7	1	2	-	-	-	-	-
44711	Gasoline stations with convenience stores ...	117	361	1 429	14	6	6	1	1	-	-	-	-	-
447110	Gasoline stations with convenience stores ...	117	361	1 429	14	6	6	1	1	-	-	-	-	-
452	General merchandise stores .....	190	586	2 446	9	3	2	1	2	1	-	-	-	-
48-49	<b>Transportation &amp; warehousing</b> .....	<b>53</b>	<b>280</b>	<b>1 108</b>	<b>15</b>	<b>11</b>	<b>2</b>	<b>2</b>	<b>-</b>	<b>-</b>	<b>-</b>	<b>-</b>	<b>-</b>	<b>-</b>
51	<b>Information</b> .....	<b>226</b>	<b>1 198</b>	<b>5 691</b>	<b>12</b>	<b>4</b>	<b>3</b>	<b>1</b>	<b>3</b>	<b>1</b>	<b>-</b>	<b>-</b>	<b>-</b>	<b>-</b>
513	Broadcasting & telecommunications .....	166	950	4 550	8	2	3	1	1	1	-	-	-	-
5132	Cable networks & program distribution .....	106	564	2 582	3	-	2	-	-	1	-	-	-	-
51322	Cable & other program distribution .....	106	564	2 582	3	-	2	-	-	1	-	-	-	-
513220	Cable & other program distribution .....	106	564	2 582	3	-	2	-	-	1	-	-	-	-
52	<b>Finance &amp; insurance</b> .....	<b>284</b>	<b>1 679</b>	<b>7 381</b>	<b>36</b>	<b>23</b>	<b>5</b>	<b>4</b>	<b>4</b>	<b>-</b>	<b>-</b>	<b>-</b>	<b>-</b>	<b>-</b>
522	Credit intermediation & related activities .....	253	1 517	6 730	24	12	4	4	4	-	-	-	-	-
5221	Depository credit intermediation .....	(C)	(D)	(D)	18	7	4	3	4	-	-	-	-	-
52211	Commercial banking .....	230	1 390	6 194	17	6	4	3	4	-	-	-	-	-
522110	Commercial banking .....	230	1 390	6 194	17	6	4	3	4	-	-	-	-	-
53	<b>Real estate &amp; rental &amp; leasing</b> .....	<b>26</b>	<b>73</b>	<b>311</b>	<b>12</b>	<b>10</b>	<b>2</b>	<b>-</b>	<b>-</b>	<b>-</b>	<b>-</b>	<b>-</b>	<b>-</b>	<b>-</b>
54	<b>Professional, scientific &amp; technical services</b> .....	<b>87</b>	<b>407</b>	<b>1 613</b>	<b>22</b>	<b>11</b>	<b>11</b>	<b>-</b>	<b>-</b>	<b>-</b>	<b>-</b>	<b>-</b>	<b>-</b>	<b>-</b>
55	<b>Management of companies &amp; enterprises</b> ..	<b>(A)</b>	<b>(D)</b>	<b>(D)</b>	<b>1</b>	<b>1</b>	<b>-</b>	<b>-</b>	<b>-</b>	<b>-</b>	<b>-</b>	<b>-</b>	<b>-</b>	<b>-</b>
56	<b>Admin, support, waste mgt, remediation services</b> .....	<b>279</b>	<b>1 373</b>	<b>6 376</b>	<b>10</b>	<b>7</b>	<b>1</b>	<b>-</b>	<b>1</b>	<b>-</b>	<b>1</b>	<b>-</b>	<b>-</b>	<b>-</b>
561	Administrative & support services .....	279	1 373	6 376	10	7	1	-	1	-	1	-	-	-
5613	Employment services .....	(C)	(D)	(D)	1	-	-	-	-	-	1	-	-	-
56132	Temporary help services .....	(C)	(D)	(D)	1	-	-	-	-	-	1	-	-	-
61	<b>Educational services</b> .....	<b>(E)</b>	<b>(D)</b>	<b>(D)</b>	<b>3</b>	<b>2</b>	<b>-</b>	<b>-</b>	<b>-</b>	<b>-</b>	<b>-</b>	<b>1</b>	<b>-</b>	<b>-</b>
611	Educational services .....	(E)	(D)	(D)	3	2	-	-	-	-	-	1	-	-
6113	Colleges, universities & professional schools ...	(E)	(D)	(D)	1	-	-	-	-	-	-	1	-	-
61131	Colleges, universities & professional schools ...	(E)	(D)	(D)	1	-	-	-	-	-	-	1	-	-

See footnotes at end of table.

**Table 6. Counties—Employees, Payroll, and Establishments by Industry: 2000—Con.**

[Excludes most government employees, railroad employees, and self-employed persons. Size class 1 to 4 includes establishments with payroll, but no employees, during mid-March pay period. (D) denotes figures withheld to avoid disclosing data for individual companies; the data are included in broader industry totals. Detailed industries with 100 or more employees are shown if industry was not a (D). For explanation of terms, abbreviations, and data reliability/comparability, see introductory text]

NAICS code	Industry	Number of employees for week including March 12	Payroll (\$1,000)		Total number of establishments	Number of establishments by employment-size class								
			First quarter	Annual		1 to 4	5 to 9	10 to 19	20 to 49	50 to 99	100 to 249	250 to 499	500 to 999	1,000 or more
<b>CARROLL—Con.</b>														
<b>62</b>	<b>Health care and social assistance</b> . . . . .	<b>916</b>	<b>4 626</b>	<b>19 720</b>	<b>57</b>	<b>31</b>	<b>15</b>	<b>5</b>	—	<b>2</b>	<b>4</b>	—	—	—
621	Ambulatory health care services . . . . .	206	1 512	6 721	35	19	11	4	—	1	—	—	—	—
6211	Offices of physicians . . . . .	113	919	4 136	15	9	3	2	—	1	—	—	—	—
62111	Offices of physicians . . . . .	113	919	4 136	15	9	3	2	—	1	—	—	—	—
621111	Offices of physicians (exc mental health) . . . . .	113	919	4 136	15	9	3	2	—	1	—	—	—	—
622	Hospitals . . . . .	(E)	(D)	(D)	2	—	—	—	—	—	2	—	—	—
6221	General medical & surgical hospitals . . . . .	(E)	(D)	(D)	2	—	—	—	—	—	2	—	—	—
62211	General medical & surgical hospitals . . . . .	(E)	(D)	(D)	2	—	—	—	—	—	2	—	—	—
623	Nursing & residential care facilities . . . . .	318	1 161	4 989	8	4	1	—	—	1	2	—	—	—
6231	Nursing care facilities . . . . .	313	1 150	4 743	3	—	—	—	—	1	2	—	—	—
62311	Nursing care facilities . . . . .	313	1 150	4 743	3	—	—	—	—	1	2	—	—	—
623110	Nursing care facilities . . . . .	313	1 150	4 743	3	—	—	—	—	1	2	—	—	—
<b>71</b>	<b>Arts, entertainment &amp; recreation</b> . . . . .	<b>16</b>	<b>24</b>	<b>162</b>	<b>5</b>	<b>4</b>	—	<b>1</b>	—	—	—	—	—	—
<b>72</b>	<b>Accommodation &amp; food services</b> . . . . .	<b>456</b>	<b>750</b>	<b>3 175</b>	<b>42</b>	<b>17</b>	<b>10</b>	<b>4</b>	<b>11</b>	—	—	—	—	—
722	Food services & drinking places . . . . .	433	703	2 924	37	14	9	3	11	—	—	—	—	—
7221	Full-service restaurants . . . . .	165	269	1 136	19	7	7	2	3	—	—	—	—	—
72211	Full-service restaurants . . . . .	165	269	1 136	19	7	7	2	3	—	—	—	—	—
722110	Full-service restaurants . . . . .	165	269	1 136	19	7	7	2	3	—	—	—	—	—
7222	Limited-service eating places . . . . .	265	429	1 763	14	3	2	1	8	—	—	—	—	—
72221	Limited-service eating places . . . . .	265	429	1 763	14	3	2	1	8	—	—	—	—	—
<b>81</b>	<b>Other services (except public administration)</b> . . . . .	<b>252</b>	<b>677</b>	<b>3 021</b>	<b>69</b>	<b>50</b>	<b>13</b>	<b>5</b>	<b>1</b>	—	—	—	—	—
813	Religious, grantmaking, civic, prof & like organizations . . . . .	166	376	1 626	37	24	9	3	1	—	—	—	—	—
8131	Religious organizations . . . . .	134	343	1 487	30	20	6	3	1	—	—	—	—	—
81311	Religious organizations . . . . .	134	343	1 487	30	20	6	3	1	—	—	—	—	—
813110	Religious organizations . . . . .	134	343	1 487	30	20	6	3	1	—	—	—	—	—
<b>99</b>	<b>Unclassified establishments</b> . . . . .	<b>(A)</b>	<b>(D)</b>	<b>(D)</b>	<b>7</b>	<b>5</b>	<b>2</b>	—	—	—	—	—	—	—
<b>CARTER</b>														
	<b>Total</b> . . . . .	<b>9 991</b>	<b>50 652</b>	<b>222 842</b>	<b>743</b>	<b>436</b>	<b>129</b>	<b>84</b>	<b>58</b>	<b>20</b>	<b>9</b>	<b>5</b>	<b>2</b>	—
<b>11</b>	<b>Forestry, fishing, hunting, and agriculture support</b> . . . . .	<b>12</b>	<b>29</b>	<b>127</b>	<b>5</b>	<b>5</b>	—	—	—	—	—	—	—	—
<b>21</b>	<b>Mining</b> . . . . .	<b>(B)</b>	<b>(D)</b>	<b>(D)</b>	<b>2</b>	—	—	—	<b>2</b>	—	—	—	—	—
<b>22</b>	<b>Utilities</b> . . . . .	<b>(A)</b>	<b>(D)</b>	<b>(D)</b>	<b>2</b>	<b>2</b>	—	—	—	—	—	—	—	—
<b>23</b>	<b>Construction</b> . . . . .	<b>906</b>	<b>4 628</b>	<b>24 636</b>	<b>59</b>	<b>34</b>	<b>8</b>	<b>9</b>	<b>4</b>	<b>3</b>	—	<b>1</b>	—	—
234	Heavy construction . . . . .	455	2 516	14 345	6	—	2	1	1	1	—	1	—	—
2341	Highway, street, bridge & tunnel construction . . . . .	(E)	(D)	(D)	2	—	1	—	—	—	—	1	—	—
23411	Highway & street construction . . . . .	(E)	(D)	(D)	2	—	1	—	—	—	—	1	—	—
2349	Other heavy construction . . . . .	(C)	(D)	(D)	4	—	1	1	1	1	—	—	—	—
235	Special trade contractors . . . . .	371	1 820	8 937	37	21	5	7	2	2	—	—	—	—
2351	Plumbing, heating & AC contractor . . . . .	161	901	4 125	7	2	1	1	2	1	—	—	—	—
23511	Plumbing, heating & AC contractor . . . . .	161	901	4 125	7	2	1	1	2	1	—	—	—	—
235110	Plumbing, heating & AC contractor . . . . .	161	901	4 125	7	2	1	1	2	1	—	—	—	—
<b>31-33</b>	<b>Manufacturing</b> . . . . .	<b>2 426</b>	<b>17 601</b>	<b>74 228</b>	<b>49</b>	<b>19</b>	<b>8</b>	<b>6</b>	<b>6</b>	<b>4</b>	<b>3</b>	<b>2</b>	<b>1</b>	—
322	Paper mfg . . . . .	(C)	(D)	(D)	2	—	—	—	1	—	1	—	—	—
3222	Converted paper product mfg . . . . .	(C)	(D)	(D)	2	—	—	—	1	—	1	—	—	—
32221	Paperboard container mfg . . . . .	(C)	(D)	(D)	2	—	—	—	1	—	1	—	—	—
331	Primary metal mfg . . . . .	(E)	(D)	(D)	1	—	—	—	—	—	—	1	—	—
3313	Alumina & aluminum production & processing . . . . .	(E)	(D)	(D)	1	—	—	—	—	—	—	1	—	—
33131	Alumina & aluminum production & processing . . . . .	(E)	(D)	(D)	1	—	—	—	—	—	—	1	—	—
332	Fabricated metal product mfg . . . . .	553	3 825	16 806	13	3	2	3	2	1	1	1	—	—
3322	Cutlery & handtool mfg . . . . .	(E)	(D)	(D)	3	1	—	—	1	—	—	1	—	—
33221	Cutlery & handtool mfg . . . . .	(E)	(D)	(D)	3	1	—	—	1	—	—	1	—	—
3323	Architectural & structural metals mfg . . . . .	(C)	(D)	(D)	3	—	1	—	—	1	1	—	—	—
33232	Ornamental & architectural metal prod mfg . . . . .	(C)	(D)	(D)	1	—	—	—	—	—	1	—	—	—
334	Computer & electronic product mfg . . . . .	(F)	(D)	(D)	2	1	—	—	—	—	—	—	1	—
3344	Semiconductor & oth electronic component mfg . . . . .	(F)	(D)	(D)	1	—	—	—	—	—	—	—	1	—
33441	Semiconductor & oth electronic component mfg . . . . .	(F)	(D)	(D)	1	—	—	—	—	—	—	—	1	—
339	Miscellaneous mfg . . . . .	301	2 315	8 687	5	1	1	—	1	1	1	—	—	—
3399	Other miscellaneous mfg . . . . .	(E)	(D)	(D)	3	—	—	—	1	1	1	—	—	—
33999	All other misc mfg . . . . .	(C)	(D)	(D)	2	—	—	—	1	—	1	—	—	—
<b>42</b>	<b>Wholesale trade</b> . . . . .	<b>194</b>	<b>1 420</b>	<b>6 340</b>	<b>23</b>	<b>16</b>	<b>2</b>	<b>2</b>	<b>2</b>	<b>1</b>	—	—	—	—
421	Wholesale trade, durable goods . . . . .	(C)	(D)	(D)	17	11	2	2	2	—	—	—	—	—

See footnotes at end of table.

**Table 6. Counties—Employees, Payroll, and Establishments by Industry: 2000—Con.**

[Excludes most government employees, railroad employees, and self-employed persons. Size class 1 to 4 includes establishments with payroll, but no employees, during mid-March pay period. (D) denotes figures withheld to avoid disclosing data for individual companies; the data are included in broader industry totals. Detailed industries with 100 or more employees are shown if industry was not a (D). For explanation of terms, abbreviations, and data reliability/comparability, see introductory text]

NAICS code	Industry	Number of employees for week including March 12	Payroll (\$1,000)		Total number of establishments	Number of establishments by employment-size class								
			First quarter	Annual		1 to 4	5 to 9	10 to 19	20 to 49	50 to 99	100 to 249	250 to 499	500 to 999	1,000 or more
<b>CARTER—Con.</b>														
<b>44-45</b>	<b>Retail trade</b> .....	<b>1 617</b>	<b>6 372</b>	<b>25 921</b>	<b>150</b>	<b>77</b>	<b>34</b>	<b>22</b>	<b>11</b>	<b>3</b>	<b>3</b>	—	—	—
441	Motor vehicle & parts dealers .....	224	1 469	6 195	29	19	5	3	1	—	1	—	—	—
4411	Automobile dealers .....	137	1 146	4 994	15	12	1	1	—	—	1	—	—	—
44111	New car dealers .....	(C)	(D)	(D)	3	2	—	—	—	—	1	—	—	—
445	Food & beverage stores .....	586	1 566	6 162	26	8	7	2	5	3	1	—	—	—
4451	Grocery stores .....	577	1 553	6 090	23	6	6	2	5	3	1	—	—	—
44511	Grocery (except convenience) stores .....	528	1 440	5 623	17	4	4	1	4	3	1	—	—	—
445110	Grocery (except convenience) stores .....	528	1 440	5 623	17	4	4	1	4	3	1	—	—	—
447	Gasoline stations .....	121	320	1 514	20	7	8	4	1	—	—	—	—	—
4471	Gasoline stations .....	121	320	1 514	20	7	8	4	1	—	—	—	—	—
44711	Gasoline stations with convenience stores .....	102	275	1 198	16	5	7	3	1	—	—	—	—	—
447110	Gasoline stations with convenience stores .....	102	275	1 198	16	5	7	3	1	—	—	—	—	—
452	General merchandise stores .....	307	1 300	5 013	6	—	4	—	1	—	1	—	—	—
4521	Department stores .....	(C)	(D)	(D)	1	—	—	—	—	—	1	—	—	—
45211	Department stores .....	(C)	(D)	(D)	1	—	—	—	—	—	1	—	—	—
453	Miscellaneous store retailers .....	108	479	2 052	18	8	5	5	—	—	—	—	—	—
<b>48-49</b>	<b>Transportation &amp; warehousing</b> .....	<b>107</b>	<b>467</b>	<b>1 547</b>	<b>21</b>	<b>15</b>	<b>4</b>	—	<b>2</b>	—	—	—	—	—
<b>51</b>	<b>Information</b> .....	<b>116</b>	<b>657</b>	<b>2 573</b>	<b>7</b>	<b>3</b>	<b>1</b>	<b>2</b>	—	<b>1</b>	—	—	—	—
<b>52</b>	<b>Finance &amp; insurance</b> .....	<b>338</b>	<b>2 680</b>	<b>18 064</b>	<b>47</b>	<b>33</b>	<b>7</b>	<b>2</b>	<b>4</b>	—	<b>1</b>	—	—	—
522	Credit intermediation & related activities .....	292	2 323	16 651	25	12	6	2	4	—	1	—	—	—
5221	Depository credit intermediation .....	259	2 122	15 412	14	3	4	2	4	—	1	—	—	—
52211	Commercial banking .....	(C)	(D)	(D)	7	1	3	1	1	—	1	—	—	—
<b>53</b>	<b>Real estate &amp; rental &amp; leasing</b> .....	<b>60</b>	<b>215</b>	<b>907</b>	<b>18</b>	<b>13</b>	<b>4</b>	<b>1</b>	—	—	—	—	—	—
<b>54</b>	<b>Professional, scientific &amp; technical services</b> .....	<b>121</b>	<b>554</b>	<b>2 346</b>	<b>38</b>	<b>29</b>	<b>7</b>	<b>2</b>	—	—	—	—	—	—
541	Professional, scientific & technical services .....	121	554	2 346	38	29	7	2	—	—	—	—	—	—
<b>55</b>	<b>Management of companies &amp; enterprises</b> .....	<b>(A)</b>	<b>(D)</b>	<b>(D)</b>	<b>2</b>	<b>1</b>	<b>1</b>	—	—	—	—	—	—	—
<b>56</b>	<b>Admin. support, waste mgmt, remediation services</b> .....	<b>746</b>	<b>2 048</b>	<b>8 695</b>	<b>29</b>	<b>16</b>	<b>5</b>	<b>2</b>	<b>3</b>	<b>1</b>	<b>1</b>	<b>1</b>	—	—
561	Administrative & support services .....	746	2 048	8 695	29	16	5	2	3	1	1	1	—	—
5615	Travel arrangement & reservation services .....	(F)	(D)	(D)	5	3	—	—	—	—	1	1	—	—
56159	Oth travel arrangement & reservation services .....	(F)	(D)	(D)	4	2	—	—	—	—	1	1	—	—
5617	Services to buildings & dwellings .....	108	343	1 455	17	11	4	—	2	—	—	—	—	—
<b>61</b>	<b>Educational services</b> .....	<b>(F)</b>	<b>(D)</b>	<b>(D)</b>	<b>7</b>	<b>4</b>	—	<b>1</b>	—	<b>1</b>	—	—	<b>1</b>	—
611	Educational services .....	(F)	(D)	(D)	7	4	—	1	—	1	—	—	1	—
6113	Colleges, universities & professional schools .....	(F)	(D)	(D)	2	—	—	—	—	1	—	—	1	—
61131	Colleges, universities & professional schools .....	(F)	(D)	(D)	2	—	—	—	—	1	—	—	1	—
<b>62</b>	<b>Health care and social assistance</b> .....	<b>1 298</b>	<b>6 853</b>	<b>30 301</b>	<b>82</b>	<b>43</b>	<b>15</b>	<b>12</b>	<b>6</b>	<b>4</b>	<b>1</b>	<b>1</b>	—	—
621	Ambulatory health care services .....	374	2 495	10 701	50	28	10	8	4	—	—	—	—	—
6211	Offices of physicians .....	110	1 003	4 601	18	15	1	1	1	—	—	—	—	—
62111	Offices of physicians .....	110	1 003	4 601	18	15	1	1	1	—	—	—	—	—
621111	Offices of physicians (exc mental health) .....	110	1 003	4 601	18	15	1	1	1	—	—	—	—	—
622	Hospitals .....	(E)	(D)	(D)	1	—	—	—	—	—	—	1	—	—
6221	General medical & surgical hospitals .....	(E)	(D)	(D)	1	—	—	—	—	—	—	1	—	—
62211	General medical & surgical hospitals .....	(E)	(D)	(D)	1	—	—	—	—	—	—	1	—	—
623	Nursing & residential care facilities .....	443	1 761	9 524	12	4	—	3	1	3	1	—	—	—
6231	Nursing care facilities .....	413	1 656	8 709	8	2	—	1	1	3	1	—	—	—
62311	Nursing care facilities .....	413	1 656	8 709	8	2	—	1	1	3	1	—	—	—
623110	Nursing care facilities .....	413	1 656	8 709	8	2	—	1	1	3	1	—	—	—
624	Social assistance .....	(C)	(D)	(D)	19	11	5	1	1	1	—	—	—	—
6243	Vocational rehabilitation services .....	(C)	(D)	(D)	2	1	—	—	—	1	—	—	—	—
62431	Vocational rehabilitation services .....	(C)	(D)	(D)	2	1	—	—	—	1	—	—	—	—
<b>71</b>	<b>Arts, entertainment &amp; recreation</b> .....	<b>90</b>	<b>245</b>	<b>1 032</b>	<b>7</b>	<b>3</b>	—	<b>2</b>	<b>2</b>	—	—	—	—	—
<b>72</b>	<b>Accommodation &amp; food services</b> .....	<b>829</b>	<b>2 163</b>	<b>7 978</b>	<b>51</b>	<b>16</b>	<b>3</b>	<b>15</b>	<b>15</b>	<b>2</b>	—	—	—	—
722	Food services & drinking places .....	789	2 052	7 433	48	16	3	13	14	2	—	—	—	—
7221	Full-service restaurants .....	(C)	(D)	(D)	21	13	2	2	4	—	—	—	—	—
72211	Full-service restaurants .....	(C)	(D)	(D)	21	13	2	2	4	—	—	—	—	—
7222	Limited-service eating places .....	552	1 563	5 115	26	3	1	11	10	1	—	—	—	—
72221	Limited-service eating places .....	552	1 563	5 115	26	3	1	11	10	1	—	—	—	—
722211	Limited-service restaurants .....	552	1 563	5 115	26	3	1	11	10	1	—	—	—	—
<b>81</b>	<b>Other services (except public administration)</b> .....	<b>465</b>	<b>1 864</b>	<b>7 097</b>	<b>138</b>	<b>102</b>	<b>29</b>	<b>6</b>	<b>1</b>	—	—	—	—	—
813	Religious, grantmaking, civic, prof & like organizations .....	281	704	2 907	85	63	17	5	—	—	—	—	—	—
8131	Religious organizations .....	245	620	2 560	73	54	14	5	—	—	—	—	—	—
81311	Religious organizations .....	245	620	2 560	73	54	14	5	—	—	—	—	—	—
813110	Religious organizations .....	245	620	2 560	73	54	14	5	—	—	—	—	—	—
<b>99</b>	<b>Unclassified establishments</b> .....	<b>10</b>	<b>23</b>	<b>88</b>	<b>6</b>	<b>5</b>	<b>1</b>	—	—	—	—	—	—	—

See footnotes at end of table.

**Table 6. Counties—Employees, Payroll, and Establishments by Industry: 2000—Con.**

[Excludes most government employees, railroad employees, and self-employed persons. Size class 1 to 4 includes establishments with payroll, but no employees, during mid-March pay period. (D) denotes figures withheld to avoid disclosing data for individual companies; the data are included in broader industry totals. Detailed industries with 100 or more employees are shown if industry was not a (D). For explanation of terms, abbreviations, and data reliability/comparability, see introductory text]

NAICS code	Industry	Number of employees for week including March 12	Payroll (\$1,000)		Total number of establishments	Number of establishments by employment-size class								
			First quarter	Annual		1 to 4	5 to 9	10 to 19	20 to 49	50 to 99	100 to 249	250 to 499	500 to 999	1,000 or more
<b>CHEATHAM</b>														
	<b>Total</b> .....	<b>6 710</b>	<b>40 237</b>	<b>172 899</b>	<b>524</b>	<b>329</b>	<b>93</b>	<b>53</b>	<b>28</b>	<b>13</b>	<b>5</b>	<b>2</b>	<b>-</b>	<b>1</b>
<b>11</b>	<b>Forestry, fishing, hunting, and agriculture support</b> .....	(A)	(D)	(D)	1	1	-	-	-	-	-	-	-	-
<b>21</b>	<b>Mining</b> .....	(B)	(D)	(D)	3	-	2	1	-	-	-	-	-	-
<b>22</b>	<b>Utilities</b> .....	(A)	(D)	(D)	1	-	-	1	-	-	-	-	-	-
<b>23</b>	<b>Construction</b> .....	<b>567</b>	<b>3 534</b>	<b>17 364</b>	<b>107</b>	<b>74</b>	<b>18</b>	<b>10</b>	<b>3</b>	<b>2</b>	<b>-</b>	<b>-</b>	<b>-</b>	<b>-</b>
233	Building, developing & general contracting .....	104	744	3 020	28	20	5	3	-	-	-	-	-	-
234	Heavy construction .....	109	773	5 761	8	5	1	-	1	1	-	-	-	-
235	Special trade contractors .....	354	2 017	8 583	71	49	12	7	2	1	-	-	-	-
2354	Masonry, drywall, insulation, tile contractors ....	142	737	3 019	15	9	-	4	1	1	-	-	-	-
23541	Masonry & stone contractors .....	116	588	2 504	9	4	-	3	1	1	-	-	-	-
235410	Masonry & stone contractors .....	116	588	2 504	9	4	-	3	1	1	-	-	-	-
<b>31-33</b>	<b>Manufacturing</b> .....	<b>2 871</b>	<b>20 988</b>	<b>87 119</b>	<b>45</b>	<b>21</b>	<b>8</b>	<b>8</b>	<b>2</b>	<b>2</b>	<b>1</b>	<b>2</b>	<b>-</b>	<b>1</b>
335	Electrical equip, appliance & component mfg .....	(G)	(D)	(D)	5	1	2	-	-	-	1	-	-	1
3351	Electric lighting equipment mfg .....	(C)	(D)	(D)	3	1	1	-	-	-	1	-	-	-
33512	Lighting fixture mfg .....	(C)	(D)	(D)	3	1	1	-	-	-	1	-	-	-
3352	Household appliance mfg .....	(G)	(D)	(D)	1	-	-	-	-	-	-	-	-	1
33522	Major appliance mfg .....	(G)	(D)	(D)	1	-	-	-	-	-	-	-	-	1
336	Transportation equipment mfg .....	(F)	(D)	(D)	3	1	-	-	-	-	-	2	-	-
3366	Ship & boat building .....	(F)	(D)	(D)	3	1	-	-	-	-	-	2	-	-
33661	Ship & boat building .....	(F)	(D)	(D)	3	1	-	-	-	-	-	2	-	-
<b>42</b>	<b>Wholesale trade</b> .....	<b>120</b>	<b>716</b>	<b>2 934</b>	<b>21</b>	<b>13</b>	<b>5</b>	<b>2</b>	<b>1</b>	<b>-</b>	<b>-</b>	<b>-</b>	<b>-</b>	<b>-</b>
<b>44-45</b>	<b>Retail trade</b> .....	<b>851</b>	<b>3 469</b>	<b>14 325</b>	<b>82</b>	<b>41</b>	<b>22</b>	<b>8</b>	<b>7</b>	<b>4</b>	<b>-</b>	<b>-</b>	<b>-</b>	<b>-</b>
445	Food & beverage stores .....	274	929	3 936	12	5	2	3	2	2	-	-	-	-
4451	Grocery stores .....	274	929	3 936	12	5	-	2	3	2	-	-	-	-
44511	Grocery (except convenience) stores .....	271	917	3 746	8	1	-	2	3	2	-	-	-	-
445110	Grocery (except convenience) stores .....	271	917	3 746	8	1	-	2	3	2	-	-	-	-
447	Gasoline stations .....	181	727	2 778	19	7	9	2	-	1	-	-	-	-
4471	Gasoline stations .....	181	727	2 778	19	7	9	2	-	1	-	-	-	-
44711	Gasoline stations with convenience stores ...	(C)	(D)	(D)	18	7	9	2	-	-	-	-	-	-
452	General merchandise stores .....	124	493	1 964	5	1	3	-	-	1	-	-	-	-
<b>48-49</b>	<b>Transportation &amp; warehousing</b> .....	<b>344</b>	<b>2 251</b>	<b>10 208</b>	<b>23</b>	<b>15</b>	<b>4</b>	<b>2</b>	<b>-</b>	<b>-</b>	<b>2</b>	<b>-</b>	<b>-</b>	<b>-</b>
484	Truck transportation .....	(E)	(D)	(D)	20	12	4	2	-	-	2	-	-	-
4841	General freight trucking .....	307	2 055	9 168	14	9	2	1	-	-	2	-	-	-
48412	General freight trucking, long-distance .....	(E)	(D)	(D)	7	5	-	-	-	-	2	-	-	-
<b>51</b>	<b>Information</b> .....	<b>43</b>	<b>315</b>	<b>1 201</b>	<b>6</b>	<b>4</b>	<b>1</b>	<b>-</b>	<b>1</b>	<b>-</b>	<b>-</b>	<b>-</b>	<b>-</b>	<b>-</b>
<b>52</b>	<b>Finance &amp; insurance</b> .....	<b>58</b>	<b>436</b>	<b>1 662</b>	<b>17</b>	<b>14</b>	<b>2</b>	<b>1</b>	<b>-</b>	<b>-</b>	<b>-</b>	<b>-</b>	<b>-</b>	<b>-</b>
<b>53</b>	<b>Real estate &amp; rental &amp; leasing</b> .....	<b>65</b>	<b>285</b>	<b>1 318</b>	<b>18</b>	<b>14</b>	<b>3</b>	<b>1</b>	<b>-</b>	<b>-</b>	<b>-</b>	<b>-</b>	<b>-</b>	<b>-</b>
<b>54</b>	<b>Professional, scientific &amp; technical services</b> .....	<b>177</b>	<b>2 016</b>	<b>10 219</b>	<b>31</b>	<b>25</b>	<b>4</b>	<b>1</b>	<b>-</b>	<b>1</b>	<b>-</b>	<b>-</b>	<b>-</b>	<b>-</b>
541	Professional, scientific & technical services .....	177	2 016	10 219	31	25	4	1	-	1	-	-	-	-
5416	Management, sci & tech consulting services ....	(C)	(D)	(D)	8	7	-	-	-	1	-	-	-	-
<b>55</b>	<b>Management of companies &amp; enterprises</b> .....	<b>(A)</b>	<b>(D)</b>	<b>(D)</b>	<b>1</b>	<b>1</b>	<b>-</b>	<b>-</b>	<b>-</b>	<b>-</b>	<b>-</b>	<b>-</b>	<b>-</b>	<b>-</b>
<b>56</b>	<b>Admin, support, waste mgt, remediation services</b> .....	<b>310</b>	<b>1 500</b>	<b>6 729</b>	<b>31</b>	<b>22</b>	<b>4</b>	<b>3</b>	<b>1</b>	<b>-</b>	<b>1</b>	<b>-</b>	<b>-</b>	<b>-</b>
561	Administrative & support services .....	310	1 500	6 729	31	22	4	3	1	-	1	-	-	-
5613	Employment services .....	200	805	3 681	3	1	-	1	-	-	1	-	-	-
56132	Temporary help services .....	(C)	(D)	(D)	2	-	-	1	-	-	1	-	-	-
<b>61</b>	<b>Educational services</b> .....	<b>88</b>	<b>244</b>	<b>1 167</b>	<b>5</b>	<b>3</b>	<b>-</b>	<b>-</b>	<b>1</b>	<b>1</b>	<b>-</b>	<b>-</b>	<b>-</b>	<b>-</b>
<b>62</b>	<b>Health care and social assistance</b> .....	<b>426</b>	<b>1 914</b>	<b>7 571</b>	<b>32</b>	<b>14</b>	<b>8</b>	<b>6</b>	<b>2</b>	<b>1</b>	<b>1</b>	<b>-</b>	<b>-</b>	<b>-</b>
623	Nursing & residential care facilities .....	(C)	(D)	(D)	3	-	2	-	-	-	1	-	-	-
6231	Nursing care facilities .....	(C)	(D)	(D)	1	-	-	-	-	-	1	-	-	-
62311	Nursing care facilities .....	(C)	(D)	(D)	1	-	-	-	-	-	1	-	-	-
624	Social assistance .....	174	598	2 649	20	9	4	5	2	-	-	-	-	-
6244	Child day care services .....	116	309	1 267	14	6	3	4	1	-	-	-	-	-
62441	Child day care services .....	116	309	1 267	14	6	3	4	1	-	-	-	-	-
624410	Child day care services .....	116	309	1 267	14	6	3	4	1	-	-	-	-	-
<b>71</b>	<b>Arts, entertainment &amp; recreation</b> .....	<b>139</b>	<b>716</b>	<b>3 079</b>	<b>11</b>	<b>6</b>	<b>1</b>	<b>1</b>	<b>2</b>	<b>1</b>	<b>-</b>	<b>-</b>	<b>-</b>	<b>-</b>
<b>72</b>	<b>Accommodation &amp; food services</b> .....	<b>418</b>	<b>848</b>	<b>3 644</b>	<b>34</b>	<b>16</b>	<b>4</b>	<b>6</b>	<b>7</b>	<b>1</b>	<b>-</b>	<b>-</b>	<b>-</b>	<b>-</b>
722	Food services & drinking places .....	(E)	(D)	(D)	30	14	2	6	7	1	-	-	-	-
7221	Full-service restaurants .....	118	248	1 195	16	10	1	3	2	-	-	-	-	-
72211	Full-service restaurants .....	118	248	1 195	16	10	1	3	2	-	-	-	-	-
722110	Full-service restaurants .....	118	248	1 195	16	10	1	3	2	-	-	-	-	-
7222	Limited-service eating places .....	284	556	2 260	13	3	1	3	5	1	-	-	-	-
72221	Limited-service eating places .....	284	556	2 260	13	3	1	3	5	1	-	-	-	-

See footnotes at end of table.

**Table 6. Counties—Employees, Payroll, and Establishments by Industry: 2000—Con.**

[Excludes most government employees, railroad employees, and self-employed persons. Size class 1 to 4 includes establishments with payroll, but no employees, during mid-March pay period. (D) denotes figures withheld to avoid disclosing data for individual companies; the data are included in broader industry totals. Detailed industries with 100 or more employees are shown if industry was not a (D). For explanation of terms, abbreviations, and data reliability/comparability, see introductory text]

NAICS code	Industry	Number of employees for week including March 12	Payroll (\$1,000)		Total number of establishments	Number of establishments by employment-size class								
			First quarter	Annual		1 to 4	5 to 9	10 to 19	20 to 49	50 to 99	100 to 249	250 to 499	500 to 999	1,000 or more
<b>CHEATHAM—Con.</b>														
81	<b>Other services (except public administration)</b>	181	533	2 267	48	38	7	2	1	—	—	—	—	—
813	Religious, grantmaking, civic, prof & like organizations	122	353	1 441	32	26	4	1	1	—	—	—	—	—
8131	Religious organizations	106	242	1 000	24	18	4	1	1	—	—	—	—	—
81311	Religious organizations	106	242	1 000	24	18	4	1	1	—	—	—	—	—
813110	Religious organizations	106	242	1 000	24	18	4	1	1	—	—	—	—	—
99	<b>Unclassified establishments</b>	8	49	418	7	7	—	—	—	—	—	—	—	—
<b>CHESTER</b>														
	<b>Total</b>	3 398	16 363	68 490	244	132	51	28	24	4	3	1	1	—
11	<b>Forestry, fishing, hunting, and agriculture support</b>	(A)	(D)	(D)	1	1	—	—	—	—	—	—	—	—
22	<b>Utilities</b>	(A)	(D)	(D)	1	—	—	1	—	—	—	—	—	—
23	<b>Construction</b>	157	551	2 515	39	26	9	4	—	—	—	—	—	—
235	Special trade contractors	106	357	1 678	27	19	5	3	—	—	—	—	—	—
31-33	<b>Manufacturing</b>	718	4 771	19 534	21	7	5	2	3	2	1	1	—	—
332	Fabricated metal product mfg	581	4 111	17 059	7	—	1	2	1	1	1	1	—	—
3326	Spring & wire product mfg	(C)	(D)	(D)	1	—	—	—	—	—	1	—	—	—
33261	Spring & wire product mfg	(C)	(D)	(D)	1	—	—	—	—	—	1	—	—	—
3329	Other fabricated metal product mfg	(E)	(D)	(D)	2	—	—	—	—	1	—	1	—	—
33299	All other fabricated metal product mfg	(E)	(D)	(D)	1	—	—	—	—	—	—	1	—	—
42	<b>Wholesale trade</b>	36	157	635	7	3	4	—	—	—	—	—	—	—
44-45	<b>Retail trade</b>	529	2 622	10 314	62	30	12	14	5	1	—	—	—	—
441	Motor vehicle & parts dealers	109	757	3 150	9	3	1	3	2	—	—	—	—	—
445	Food & beverage stores	144	368	1 492	6	1	1	1	2	1	—	—	—	—
4451	Grocery stores	144	368	1 492	6	1	1	1	2	1	—	—	—	—
44511	Grocery (except convenience) stores	(C)	(D)	(D)	4	—	1	1	1	1	—	—	—	—
48-49	<b>Transportation &amp; warehousing</b>	361	2 870	11 684	12	5	3	—	2	1	1	—	—	—
484	Truck transportation	(E)	(D)	(D)	10	5	1	—	2	1	1	—	—	—
4841	General freight trucking	(E)	(D)	(D)	6	4	—	—	1	—	1	—	—	—
48412	General freight trucking, long-distance	(E)	(D)	(D)	6	4	—	—	1	—	1	—	—	—
51	<b>Information</b>	44	192	711	6	4	1	—	1	—	—	—	—	—
52	<b>Finance &amp; insurance</b>	75	459	2 149	9	7	—	—	2	—	—	—	—	—
53	<b>Real estate &amp; rental &amp; leasing</b>	(B)	(D)	(D)	10	8	2	—	—	—	—	—	—	—
54	<b>Professional, scientific &amp; technical services</b>	76	206	969	9	5	2	1	1	—	—	—	—	—
56	<b>Admin, support, waste mgt, remediation services</b>	39	103	526	8	7	—	—	1	—	—	—	—	—
61	<b>Educational services</b>	(F)	(D)	(D)	1	—	—	—	—	—	—	—	1	—
611	Educational services	(F)	(D)	(D)	1	—	—	—	—	—	—	—	1	—
6113	Colleges, universities & professional schools	(F)	(D)	(D)	1	—	—	—	—	—	—	—	1	—
61131	Colleges, universities & professional schools	(F)	(D)	(D)	1	—	—	—	—	—	—	—	1	—
62	<b>Health care and social assistance</b>	332	1 513	6 885	19	6	4	3	5	—	1	—	—	—
623	Nursing & residential care facilities	199	730	3 581	5	1	—	1	2	—	1	—	—	—
6231	Nursing care facilities	(C)	(D)	(D)	3	—	—	1	1	—	1	—	—	—
62311	Nursing care facilities	(C)	(D)	(D)	3	—	—	1	1	—	1	—	—	—
72	<b>Accommodation &amp; food services</b>	171	330	1 562	14	6	1	3	4	—	—	—	—	—
722	Food services & drinking places	(C)	(D)	(D)	12	6	1	1	4	—	—	—	—	—
7222	Limited-service eating places	142	240	1 052	8	2	1	1	4	—	—	—	—	—
72221	Limited-service eating places	142	240	1 052	8	2	1	1	4	—	—	—	—	—
722211	Limited-service restaurants	142	240	1 052	8	2	1	1	4	—	—	—	—	—
81	<b>Other services (except public administration)</b>	80	272	1 030	21	14	7	—	—	—	—	—	—	—
99	<b>Unclassified establishments</b>	(A)	(D)	(D)	4	3	1	—	—	—	—	—	—	—
<b>CLAIBORNE</b>														
	<b>Total</b>	8 123	39 456	159 429	469	269	91	48	35	12	9	4	—	1
11	<b>Forestry, fishing, hunting, and agriculture support</b>	(A)	(D)	(D)	2	2	—	—	—	—	—	—	—	—
21	<b>Mining</b>	269	2 060	10 441	11	1	1	5	2	2	—	—	—	—
212	Mining (except oil & gas)	(E)	(D)	(D)	10	1	—	5	2	2	—	—	—	—
2121	Coal mining	250	1 899	9 797	9	1	—	4	2	2	—	—	—	—
21211	Coal mining	250	1 899	9 797	9	1	—	4	2	2	—	—	—	—
212112	Bituminous coal underground mining	184	1 305	6 959	5	1	—	1	1	2	—	—	—	—
22	<b>Utilities</b>	(B)	(D)	(D)	2	1	—	—	1	—	—	—	—	—
23	<b>Construction</b>	257	1 276	5 619	51	33	13	3	2	—	—	—	—	—
233	Building, developing & general contracting	112	723	3 227	15	7	6	1	1	—	—	—	—	—
235	Special trade contractors	137	530	2 232	33	24	6	2	1	—	—	—	—	—

See footnotes at end of table.

**Table 6. Counties—Employees, Payroll, and Establishments by Industry: 2000—Con.**

[Excludes most government employees, railroad employees, and self-employed persons. Size class 1 to 4 includes establishments with payroll, but no employees, during mid-March pay period. (D) denotes figures withheld to avoid disclosing data for individual companies; the data are included in broader industry totals. Detailed industries with 100 or more employees are shown if industry was not a (D). For explanation of terms, abbreviations, and data reliability/comparability, see introductory text]

NAICS code	Industry	Number of employees for week including March 12	Payroll (\$1,000)		Total number of establishments	Number of establishments by employment-size class								
			First quarter	Annual		1 to 4	5 to 9	10 to 19	20 to 49	50 to 99	100 to 249	250 to 499	500 to 999	1,000 or more
<b>CLAIBORNE—Con.</b>														
<b>31-33</b>	<b>Manufacturing</b>	<b>3 647</b>	<b>17 792</b>	<b>67 371</b>	<b>35</b>	<b>15</b>	<b>1</b>	<b>3</b>	<b>4</b>	<b>3</b>	<b>6</b>	<b>2</b>		<b>1</b>
315	Apparel manufacturing	538	1 858	7 145	7	3	—	—	—	2	1	1	—	—
3151	Apparel knitting mills	(E)	(D)	(D)	3	1	—	—	—	1	—	1	—	—
31519	Other apparel knitting mills	(E)	(D)	(D)	3	1	—	—	—	1	—	1	—	—
3152	Cut & sew apparel mfg	(C)	(D)	(D)	4	2	—	—	—	1	1	—	—	—
31521	Cut & sew apparel contractors	(C)	(D)	(D)	4	2	—	—	—	1	1	—	—	—
321	Wood product mfg	(E)	(D)	(D)	5	2	1	1	—	—	—	1	—	—
3219	Other wood product mfg	(E)	(D)	(D)	3	2	—	—	—	—	—	1	—	—
32199	All other wood product mfg	(E)	(D)	(D)	3	2	—	—	—	—	—	1	—	—
337	Furniture & related product mfg	2 072	11 298	40 574	7	3	—	—	—	—	3	—	—	1
3371	HH & institutional furniture & kitchen cabinet mfg	2 072	11 298	40 574	7	3	—	—	—	—	3	—	—	1
33712	Household & institutional furniture mfg	(G)	(D)	(D)	6	2	—	—	—	—	3	—	—	1
339	Miscellaneous mfg	(E)	(D)	(D)	3	1	—	—	—	—	2	—	—	—
3391	Medical equipment & supplies mfg	(E)	(D)	(D)	2	—	—	—	—	—	2	—	—	—
33911	Medical equipment & supplies mfg	(E)	(D)	(D)	2	—	—	—	—	—	2	—	—	—
<b>42</b>	<b>Wholesale trade</b>	<b>62</b>	<b>232</b>	<b>914</b>	<b>12</b>	<b>8</b>	<b>1</b>	<b>2</b>	<b>1</b>	<b>—</b>	<b>—</b>	<b>—</b>	<b>—</b>	<b>—</b>
<b>44-45</b>	<b>Retail trade</b>	<b>739</b>	<b>2 410</b>	<b>10 469</b>	<b>102</b>	<b>59</b>	<b>27</b>	<b>8</b>	<b>6</b>	<b>1</b>	<b>1</b>	<b>—</b>	<b>—</b>	<b>—</b>
444	Bldg material & garden equip & supp dealers	102	416	1 933	10	3	4	1	2	—	—	—	—	—
445	Food & beverage stores	200	537	2 228	18	10	4	1	2	1	—	—	—	—
4451	Grocery stores	(C)	(D)	(D)	13	7	2	1	2	1	—	—	—	—
44511	Grocery (except convenience) stores	174	477	1 996	11	6	1	1	2	1	—	—	—	—
445110	Grocery (except convenience) stores	174	477	1 996	11	6	1	1	2	1	—	—	—	—
452	General merchandise stores	147	480	2 031	9	4	3	1	—	—	1	—	—	—
4521	Department stores	(C)	(D)	(D)	1	—	—	—	—	—	1	—	—	—
45211	Department stores	(C)	(D)	(D)	1	—	—	—	—	—	1	—	—	—
<b>48-49</b>	<b>Transportation &amp; warehousing</b>	<b>466</b>	<b>3 129</b>	<b>13 012</b>	<b>40</b>	<b>22</b>	<b>9</b>	<b>5</b>	<b>3</b>	<b>—</b>	<b>1</b>	<b>—</b>	<b>—</b>	<b>—</b>
484	Truck transportation	444	3 107	12 918	37	20	9	5	2	—	1	—	—	—
4842	Specialized freight trucking	370	2 664	11 237	23	11	7	3	1	—	1	—	—	—
48421	Used household & office goods moving	(C)	(D)	(D)	3	2	—	—	—	—	1	—	—	—
48422	Specialized freight (exc used) trucking, local	(C)	(D)	(D)	18	7	7	3	1	—	—	—	—	—
<b>51</b>	<b>Information</b>	<b>36</b>	<b>250</b>	<b>1 026</b>	<b>7</b>	<b>5</b>	<b>1</b>	<b>1</b>	<b>—</b>	<b>—</b>	<b>—</b>	<b>—</b>	<b>—</b>	<b>—</b>
<b>52</b>	<b>Finance &amp; insurance</b>	<b>281</b>	<b>2 688</b>	<b>8 009</b>	<b>28</b>	<b>14</b>	<b>8</b>	<b>3</b>	<b>1</b>	<b>2</b>	<b>—</b>	<b>—</b>	<b>—</b>	<b>—</b>
522	Credit intermediation & related activities	260	2 608	7 624	20	8	6	3	1	2	—	—	—	—
5221	Depository credit intermediation	(C)	(D)	(D)	13	1	6	3	1	2	—	—	—	—
52211	Commercial banking	229	2 425	6 928	11	—	5	3	1	2	—	—	—	—
522110	Commercial banking	229	2 425	6 928	11	—	5	3	1	2	—	—	—	—
<b>53</b>	<b>Real estate &amp; rental &amp; leasing</b>	<b>80</b>	<b>322</b>	<b>1 610</b>	<b>21</b>	<b>16</b>	<b>4</b>	<b>—</b>	<b>1</b>	<b>—</b>	<b>—</b>	<b>—</b>	<b>—</b>	<b>—</b>
<b>54</b>	<b>Professional, scientific &amp; technical services</b>	<b>84</b>	<b>361</b>	<b>1 338</b>	<b>24</b>	<b>18</b>	<b>5</b>	<b>1</b>	<b>—</b>	<b>—</b>	<b>—</b>	<b>—</b>	<b>—</b>	<b>—</b>
<b>55</b>	<b>Management of companies &amp; enterprises</b>	<b>129</b>	<b>701</b>	<b>3 348</b>	<b>5</b>	<b>2</b>	<b>1</b>	<b>—</b>	<b>1</b>	<b>1</b>	<b>—</b>	<b>—</b>	<b>—</b>	<b>—</b>
551	Management of companies & enterprises	129	701	3 348	5	2	1	—	1	1	—	—	—	—
5511	Management of companies & enterprises	129	701	3 348	5	2	1	—	1	1	—	—	—	—
55111	Management of companies & enterprises	129	701	3 348	5	2	1	—	1	1	—	—	—	—
<b>56</b>	<b>Admin, support, waste mgt, remediation services</b>	<b>115</b>	<b>347</b>	<b>1 226</b>	<b>11</b>	<b>5</b>	<b>—</b>	<b>4</b>	<b>2</b>	<b>—</b>	<b>—</b>	<b>—</b>	<b>—</b>	<b>—</b>
561	Administrative & support services	(C)	(D)	(D)	10	4	—	4	2	—	—	—	—	—
<b>61</b>	<b>Educational services</b>	<b>(E)</b>	<b>(D)</b>	<b>(D)</b>	<b>1</b>	<b>—</b>	<b>—</b>	<b>—</b>	<b>—</b>	<b>—</b>	<b>—</b>	<b>1</b>	<b>—</b>	<b>—</b>
611	Educational services	(E)	(D)	(D)	1	—	—	—	—	—	—	1	—	—
6113	Colleges, universities & professional schools	(E)	(D)	(D)	1	—	—	—	—	—	—	1	—	—
61131	Colleges, universities & professional schools	(E)	(D)	(D)	1	—	—	—	—	—	—	1	—	—
<b>62</b>	<b>Health care and social assistance</b>	<b>845</b>	<b>4 576</b>	<b>20 501</b>	<b>35</b>	<b>16</b>	<b>7</b>	<b>6</b>	<b>2</b>	<b>2</b>	<b>1</b>	<b>1</b>	<b>—</b>	<b>—</b>
621	Ambulatory health care services	225	1 495	6 842	28	14	7	5	1	1	—	—	—	—
6211	Offices of physicians	118	853	3 799	9	4	1	3	—	1	—	—	—	—
62111	Offices of physicians	118	853	3 799	9	4	1	3	—	1	—	—	—	—
621111	Offices of physicians (exc mental health)	118	853	3 799	9	4	1	3	—	1	—	—	—	—
622	Hospitals	(E)	(D)	(D)	1	—	—	—	—	—	—	1	—	—
6221	General medical & surgical hospitals	(E)	(D)	(D)	1	—	—	—	—	—	—	1	—	—
62211	General medical & surgical hospitals	(E)	(D)	(D)	1	—	—	—	—	—	—	1	—	—
623	Nursing & residential care facilities	(C)	(D)	(D)	2	—	—	—	—	1	1	—	—	—
6231	Nursing care facilities	(C)	(D)	(D)	2	—	—	—	—	1	1	—	—	—
62311	Nursing care facilities	(C)	(D)	(D)	2	—	—	—	—	1	1	—	—	—
<b>71</b>	<b>Arts, entertainment &amp; recreation</b>	<b>41</b>	<b>107</b>	<b>585</b>	<b>10</b>	<b>5</b>	<b>4</b>	<b>1</b>	<b>—</b>	<b>—</b>	<b>—</b>	<b>—</b>	<b>—</b>	<b>—</b>
<b>72</b>	<b>Accommodation &amp; food services</b>	<b>442</b>	<b>860</b>	<b>3 921</b>	<b>24</b>	<b>5</b>	<b>4</b>	<b>5</b>	<b>9</b>	<b>1</b>	<b>—</b>	<b>—</b>	<b>—</b>	<b>—</b>
722	Food services & drinking places	(E)	(D)	(D)	23	5	4	5	8	1	—	—	—	—
7222	Limited-service eating places	308	595	2 593	14	1	3	2	7	1	—	—	—	—
72221	Limited-service eating places	308	595	2 593	14	1	3	2	7	1	—	—	—	—
<b>81</b>	<b>Other services (except public administration)</b>	<b>111</b>	<b>388</b>	<b>1 682</b>	<b>41</b>	<b>35</b>	<b>5</b>	<b>1</b>	<b>—</b>	<b>—</b>	<b>—</b>	<b>—</b>	<b>—</b>	<b>—</b>
<b>99</b>	<b>Unclassified establishments</b>	<b>(A)</b>	<b>(D)</b>	<b>(D)</b>	<b>7</b>	<b>7</b>	<b>—</b>	<b>—</b>	<b>—</b>	<b>—</b>	<b>—</b>	<b>—</b>	<b>—</b>	<b>—</b>

See footnotes at end of table.

**Table 6. Counties—Employees, Payroll, and Establishments by Industry: 2000—Con.**

[Excludes most government employees, railroad employees, and self-employed persons. Size class 1 to 4 includes establishments with payroll, but no employees, during mid-March pay period. (D) denotes figures withheld to avoid disclosing data for individual companies; the data are included in broader industry totals. Detailed industries with 100 or more employees are shown if industry was not a (D). For explanation of terms, abbreviations, and data reliability/comparability, see introductory text]

NAICS code	Industry	Number of employees for week including March 12	Payroll (\$1,000)		Total number of establishments	Number of establishments by employment-size class								
			First quarter	Annual		1 to 4	5 to 9	10 to 19	20 to 49	50 to 99	100 to 249	250 to 499	500 to 999	1,000 or more
<b>CLAY</b>														
	<b>Total</b> .....	<b>1 369</b>	<b>6 107</b>	<b>30 962</b>	<b>118</b>	<b>74</b>	<b>20</b>	<b>11</b>	<b>7</b>	<b>3</b>	<b>3</b>			
11	Forestry, fishing, hunting, and agriculture support .....	(A)	(D)	(D)	3	3	—	—	—	—	—	—	—	—
21	Mining .....	(A)	(D)	(D)	1	—	1	—	—	—	—	—	—	—
22	Utilities .....	(A)	(D)	(D)	2	—	2	—	—	—	—	—	—	—
23	Construction .....	17	65	327	5	4	1	—	—	—	—	—	—	—
31-33	Manufacturing .....	544	2 577	15 229	8	1	—	2	2	1	2	—	—	—
321	Wood product mfg .....	(C)	(D)	(D)	4	1	—	1	1	—	1	—	—	—
3219	Other wood product mfg .....	(C)	(D)	(D)	3	—	—	1	1	—	1	—	—	—
32199	All other wood product mfg .....	(C)	(D)	(D)	1	—	—	—	—	—	1	—	—	—
336	Transportation equipment mfg .....	(C)	(D)	(D)	1	—	—	—	—	—	1	—	—	—
3363	Motor vehicle parts mfg .....	(C)	(D)	(D)	1	—	—	—	—	—	1	—	—	—
33639	Other motor vehicle parts mfg .....	(C)	(D)	(D)	1	—	—	—	—	—	1	—	—	—
42	Wholesale trade .....	(B)	(D)	(D)	4	3	—	—	1	—	—	—	—	—
44-45	Retail trade .....	177	552	2 443	25	16	4	4	—	1	—	—	—	—
445	Food & beverage stores .....	100	250	1 069	6	3	—	2	—	1	—	—	—	—
48-49	Transportation & warehousing .....	8	45	174	4	4	—	—	—	—	—	—	—	—
51	Information .....	(A)	(D)	(D)	2	1	1	—	—	—	—	—	—	—
52	Finance & insurance .....	33	218	753	8	6	1	1	—	—	—	—	—	—
53	Real estate & rental & leasing .....	40	122	697	6	5	—	—	1	—	—	—	—	—
54	Professional, scientific & technical services .....	(A)	(D)	(D)	4	3	1	—	—	—	—	—	—	—
56	Admin, support, waste mgt, remediation services .....	(B)	(D)	(D)	2	—	1	1	—	—	—	—	—	—
62	Health care and social assistance .....	320	1 711	6 790	14	7	2	2	1	1	1	—	—	—
622	Hospitals .....	(C)	(D)	(D)	1	—	—	—	—	—	1	—	—	—
6221	General medical & surgical hospitals .....	(C)	(D)	(D)	1	—	—	—	—	—	1	—	—	—
62211	General medical & surgical hospitals .....	(C)	(D)	(D)	1	—	—	—	—	—	1	—	—	—
71	Arts, entertainment & recreation .....	24	78	542	4	2	1	1	—	—	—	—	—	—
72	Accommodation & food services .....	79	140	880	13	9	2	—	2	—	—	—	—	—
81	Other services (except public administration) .....	25	121	482	11	9	2	—	—	—	—	—	—	—
95	Auxiliaries (exc corporate, subsidiary & regional mgt) .....	(A)	(D)	(D)	1	—	1	—	—	—	—	—	—	—
99	Unclassified establishments .....	(A)	(D)	(D)	1	1	—	—	—	—	—	—	—	—
<b>COCKE</b>														
	<b>Total</b> .....	<b>6 866</b>	<b>36 806</b>	<b>155 770</b>	<b>511</b>	<b>281</b>	<b>116</b>	<b>48</b>	<b>44</b>	<b>10</b>	<b>9</b>	<b>2</b>	<b>1</b>	
21	Mining .....	(B)	(D)	(D)	2	—	1	1	—	—	—	—	—	—
23	Construction .....	203	709	3 523	37	28	3	2	4	—	—	—	—	—
235	Special trade contractors .....	122	426	2 103	23	17	3	1	2	—	—	—	—	—
31-33	Manufacturing .....	2 618	17 948	78 808	39	11	8	1	8	2	7	1	1	—
312	Beverage & tobacco product mfg .....	(E)	(D)	(D)	1	—	—	—	—	—	—	1	—	—
3121	Beverage mfg .....	(E)	(D)	(D)	1	—	—	—	—	—	—	1	—	—
31211	Soft drink & ice mfg .....	(E)	(D)	(D)	1	—	—	—	—	—	—	1	—	—
321	Wood product mfg .....	107	454	1 677	7	2	2	—	3	—	—	—	—	—
3219	Other wood product mfg .....	(C)	(D)	(D)	5	1	1	—	3	—	—	—	—	—
322	Paper mfg .....	(C)	(D)	(D)	2	—	—	—	—	1	1	—	—	—
3222	Converted paper product mfg .....	(C)	(D)	(D)	1	—	—	—	—	—	1	—	—	—
32221	Paperboard container mfg .....	(C)	(D)	(D)	1	—	—	—	—	—	1	—	—	—
325	Chemical mfg .....	(C)	(D)	(D)	2	—	1	—	—	—	1	—	—	—
3252	Resin, syn rubber, artf & syn fibers, fil mfg .....	(C)	(D)	(D)	1	—	—	—	—	—	1	—	—	—
32521	Resin & synthetic rubber mfg .....	(C)	(D)	(D)	1	—	—	—	—	—	1	—	—	—
326	Plastics & rubber products mfg .....	197	1 002	5 534	4	—	—	—	3	—	1	—	—	—
3262	Rubber product mfg .....	(C)	(D)	(D)	3	—	—	—	2	—	1	—	—	—
32621	Tire mfg .....	(C)	(D)	(D)	1	—	—	—	—	—	1	—	—	—
332	Fabricated metal product mfg .....	(E)	(D)	(D)	6	3	1	—	—	—	2	—	—	—
3326	Spring & wire product mfg .....	(C)	(D)	(D)	1	—	—	—	—	—	1	—	—	—
33261	Spring & wire product mfg .....	(C)	(D)	(D)	1	—	—	—	—	—	1	—	—	—
3328	Coating, engrave, heat treating & oth activity .....	(C)	(D)	(D)	2	—	1	—	—	—	1	—	—	—
33281	Coating, engrave, heat treating & oth activity .....	(C)	(D)	(D)	2	—	1	—	—	—	1	—	—	—
334	Computer & electronic product mfg .....	(C)	(D)	(D)	2	1	—	—	—	—	1	—	—	—
3343	Audio & video equipment mfg .....	(C)	(D)	(D)	1	—	—	—	—	—	1	—	—	—
33431	Audio & video equipment mfg .....	(C)	(D)	(D)	1	—	—	—	—	—	1	—	—	—
337	Furniture & related product mfg .....	671	3 375	13 185	5	1	1	—	1	1	—	—	1	—
3371	HH & institutional furniture & kitchen cabinet mfg .....	(F)	(D)	(D)	4	1	1	—	—	1	—	—	1	—
33712	Household & institutional furniture mfg .....	(F)	(D)	(D)	4	1	1	—	—	1	—	—	1	—

See footnotes at end of table.

**Table 6. Counties—Employees, Payroll, and Establishments by Industry: 2000—Con.**

[Excludes most government employees, railroad employees, and self-employed persons. Size class 1 to 4 includes establishments with payroll, but no employees, during mid-March pay period. (D) denotes figures withheld to avoid disclosing data for individual companies; the data are included in broader industry totals. Detailed industries with 100 or more employees are shown if industry was not a (D). For explanation of terms, abbreviations, and data reliability/comparability, see introductory text]

NAICS code	Industry	Number of employees for week including March 12	Payroll (\$1,000)		Total number of establishments	Number of establishments by employment-size class																				
			First quarter	Annual		1 to 4	5 to 9	10 to 19	20 to 49	50 to 99	100 to 249	250 to 499	500 to 999	1,000 or more												
<b>COCKE—Con.</b>																										
<b>31-33 Manufacturing—Con.</b>																										
339	Miscellaneous mfg .....	(C)	(D)	(D)	2	—	1	—	—	—	—	1	—	—	—											
3399	Other miscellaneous mfg .....	(C)	(D)	(D)	2	—	1	—	—	—	1	—	—	—												
33999	All other misc mfg .....	(C)	(D)	(D)	2	—	1	—	—	—	1	—	—	—												
<b>42</b>	<b>Wholesale trade .....</b>	<b>157</b>	<b>1 695</b>	<b>5 393</b>	<b>16</b>	<b>11</b>	<b>1</b>	<b>3</b>	<b>—</b>	<b>1</b>	<b>—</b>	<b>—</b>	<b>—</b>	<b>—</b>												
<b>44-45</b>	<b>Retail trade .....</b>	<b>1 298</b>	<b>4 992</b>	<b>20 637</b>	<b>124</b>	<b>63</b>	<b>35</b>	<b>18</b>	<b>5</b>	<b>2</b>	<b>—</b>	<b>1</b>	<b>—</b>	<b>—</b>												
441	Motor vehicle & parts dealers .....	169	973	3 427	16	8	3	3	1	1	—	—	—	—												
4411	Automobile dealers .....	105	523	2 206	8	5	1	—	1	1	—	—	—	—												
445	Food & beverage stores .....	262	780	3 237	21	13	3	1	3	1	—	—	—	—												
4451	Grocery stores .....	246	733	3 066	15	7	3	1	3	1	—	—	—	—												
44511	Grocery (except convenience) stores .....	236	691	2 828	10	3	2	1	3	1	—	—	—	—												
445110	Grocery (except convenience) stores .....	236	691	2 828	10	3	2	1	3	1	—	—	—	—												
447	Gasoline stations .....	144	415	1 844	30	17	9	4	—	—	—	—	—	—												
4471	Gasoline stations .....	144	415	1 844	30	17	9	4	—	—	—	—	—	—												
44711	Gasoline stations with convenience stores ...	(C)	(D)	(D)	28	16	9	3	—	—	—	—	—	—												
452	General merchandise stores .....	(E)	(D)	(D)	9	3	5	—	—	—	—	1	—	—												
4529	Other general merchandise stores .....	(E)	(D)	(D)	9	3	5	—	—	—	—	1	—	—												
45291	Warehouse clubs & superstores .....	(E)	(D)	(D)	1	—	—	—	—	—	—	1	—	—												
<b>48-49</b>	<b>Transportation &amp; warehousing .....</b>	<b>103</b>	<b>406</b>	<b>1 762</b>	<b>15</b>	<b>8</b>	<b>4</b>	<b>1</b>	<b>2</b>	<b>—</b>	<b>—</b>	<b>—</b>	<b>—</b>	<b>—</b>												
484	Truck transportation .....	(C)	(D)	(D)	14	7	4	1	2	—	—	—	—	—												
<b>51</b>	<b>Information .....</b>	<b>113</b>	<b>661</b>	<b>2 341</b>	<b>9</b>	<b>3</b>	<b>1</b>	<b>4</b>	<b>—</b>	<b>1</b>	<b>—</b>	<b>—</b>	<b>—</b>	<b>—</b>												
<b>52</b>	<b>Finance &amp; insurance .....</b>	<b>180</b>	<b>1 263</b>	<b>4 695</b>	<b>32</b>	<b>17</b>	<b>13</b>	<b>—</b>	<b>2</b>	<b>—</b>	<b>—</b>	<b>—</b>	<b>—</b>	<b>—</b>												
522	Credit intermediation & related activities .....	150	1 083	3 994	24	12	10	—	2	—	—	—	—	—												
5221	Depository credit intermediation .....	(C)	(D)	(D)	13	4	7	—	2	—	—	—	—	—												
<b>53</b>	<b>Real estate &amp; rental &amp; leasing .....</b>	<b>98</b>	<b>342</b>	<b>1 482</b>	<b>22</b>	<b>16</b>	<b>3</b>	<b>2</b>	<b>1</b>	<b>—</b>	<b>—</b>	<b>—</b>	<b>—</b>	<b>—</b>												
<b>54</b>	<b>Professional, scientific &amp; technical services .....</b>	<b>69</b>	<b>286</b>	<b>1 175</b>	<b>29</b>	<b>27</b>	<b>2</b>	<b>—</b>	<b>—</b>	<b>—</b>	<b>—</b>	<b>—</b>	<b>—</b>	<b>—</b>												
<b>55</b>	<b>Management of companies &amp; enterprises .....</b>	<b>(A)</b>	<b>(D)</b>	<b>(D)</b>	<b>2</b>	<b>—</b>	<b>1</b>	<b>1</b>	<b>—</b>	<b>—</b>	<b>—</b>	<b>—</b>	<b>—</b>	<b>—</b>												
<b>56</b>	<b>Admin, support, waste mgt, remediation services .....</b>	<b>99</b>	<b>281</b>	<b>1 206</b>	<b>10</b>	<b>4</b>	<b>3</b>	<b>1</b>	<b>2</b>	<b>—</b>	<b>—</b>	<b>—</b>	<b>—</b>	<b>—</b>												
<b>61</b>	<b>Educational services .....</b>	<b>(A)</b>	<b>(D)</b>	<b>(D)</b>	<b>1</b>	<b>—</b>	<b>1</b>	<b>—</b>	<b>—</b>	<b>—</b>	<b>—</b>	<b>—</b>	<b>—</b>	<b>—</b>												
<b>62</b>	<b>Health care and social assistance .....</b>	<b>808</b>	<b>4 912</b>	<b>20 438</b>	<b>41</b>	<b>16</b>	<b>11</b>	<b>7</b>	<b>4</b>	<b>1</b>	<b>2</b>	<b>—</b>	<b>—</b>	<b>—</b>												
621	Ambulatory health care services .....	293	2 188	9 789	21	5	8	5	2	1	—	—	—	—												
6211	Offices of physicians .....	115	912	4 735	9	2	2	4	1	—	—	—	—	—												
62111	Offices of physicians .....	115	912	4 735	9	2	2	4	1	—	—	—	—	—												
621111	Offices of physicians (exc mental health) ...	115	912	4 735	9	2	2	4	1	—	—	—	—	—												
6216	Home health care services .....	123	940	3 645	3	—	1	—	1	1	—	—	—	—												
62161	Home health care services .....	123	940	3 645	3	—	1	—	1	1	—	—	—	—												
621610	Home health care services .....	123	940	3 645	3	—	1	—	1	1	—	—	—	—												
622	Hospitals .....	(C)	(D)	(D)	1	—	—	—	—	—	1	—	—	—												
6221	General medical & surgical hospitals .....	(C)	(D)	(D)	1	—	—	—	—	—	1	—	—	—												
62211	General medical & surgical hospitals .....	(C)	(D)	(D)	1	—	—	—	—	—	1	—	—	—												
623	Nursing & residential care facilities .....	(C)	(D)	(D)	5	2	—	1	1	—	1	—	—	—												
6231	Nursing care facilities .....	(C)	(D)	(D)	2	—	—	—	1	—	1	—	—	—												
62311	Nursing care facilities .....	(C)	(D)	(D)	2	—	—	—	1	—	1	—	—	—												
<b>71</b>	<b>Arts, entertainment &amp; recreation .....</b>	<b>18</b>	<b>55</b>	<b>342</b>	<b>8</b>	<b>7</b>	<b>1</b>	<b>—</b>	<b>—</b>	<b>—</b>	<b>—</b>	<b>—</b>	<b>—</b>	<b>—</b>												
<b>72</b>	<b>Accommodation &amp; food services .....</b>	<b>836</b>	<b>2 056</b>	<b>9 111</b>	<b>53</b>	<b>16</b>	<b>14</b>	<b>4</b>	<b>16</b>	<b>3</b>	<b>—</b>	<b>—</b>	<b>—</b>	<b>—</b>												
722	Food services & drinking places .....	(F)	(D)	(D)	42	10	11	4	14	3	—	—	—	—												
7221	Full-service restaurants .....	285	743	3 364	18	4	7	1	5	1	—	—	—	—												
72211	Full-service restaurants .....	285	743	3 364	18	4	7	1	5	1	—	—	—	—												
722110	Full-service restaurants .....	285	743	3 364	18	4	7	1	5	1	—	—	—	—												
7222	Limited-service eating places .....	(E)	(D)	(D)	22	5	3	3	9	2	—	—	—	—												
72221	Limited-service eating places .....	(E)	(D)	(D)	22	5	3	3	9	2	—	—	—	—												
722211	Limited-service restaurants .....	446	1 001	4 204	20	3	3	3	9	2	—	—	—	—												
<b>81</b>	<b>Other services (except public administration) .....</b>	<b>223</b>	<b>681</b>	<b>2 846</b>	<b>66</b>	<b>49</b>	<b>14</b>	<b>3</b>	<b>—</b>	<b>—</b>	<b>—</b>	<b>—</b>	<b>—</b>	<b>—</b>												
813	Religious, grantmaking, civic, prof & like organizations .....	115	290	1 299	40	33	6	1	—	—	—	—	—	—												
<b>99</b>	<b>Unclassified establishments .....</b>	<b>—</b>	<b>—</b>	<b>54</b>	<b>5</b>	<b>5</b>	<b>—</b>	<b>—</b>	<b>—</b>	<b>—</b>	<b>—</b>	<b>—</b>	<b>—</b>	<b>—</b>												

See footnotes at end of table.



**Table 6. Counties—Employees, Payroll, and Establishments by Industry: 2000—Con.**

[Excludes most government employees, railroad employees, and self-employed persons. Size class 1 to 4 includes establishments with payroll, but no employees, during mid-March pay period. (D) denotes figures withheld to avoid disclosing data for individual companies; the data are included in broader industry totals. Detailed industries with 100 or more employees are shown if industry was not a (D). For explanation of terms, abbreviations, and data reliability/comparability, see introductory text]

NAICS code	Industry	Number of employees for week including March 12	Payroll (\$1,000)		Total number of establishments	Number of establishments by employment-size class								
			First quarter	Annual		1 to 4	5 to 9	10 to 19	20 to 49	50 to 99	100 to 249	250 to 499	500 to 999	1,000 or more
	<b>COFFEE</b>													
	<b>Total</b> .....	<b>21 532</b>	<b>142 582</b>	<b>592 252</b>	<b>1 193</b>	<b>586</b>	<b>266</b>	<b>167</b>	<b>110</b>	<b>27</b>	<b>24</b>	<b>7</b>	<b>5</b>	<b>1</b>
11	Forestry, fishing, hunting, and agriculture support .....	(A)	(D)	(D)	2	2	-	-	-	-	-	-	-	-
21	Mining .....	(B)	(D)	(D)	2	-	-	2	-	-	-	-	-	-
22	Utilities .....	(B)	(D)	(D)	3	1	1	-	1	-	-	-	-	-
23	Construction .....	847	4 120	17 328	86	46	19	11	7	2	1	-	-	-
233	Building, developing & general contracting .....	230	1 361	4 766	26	17	5	2	1	-	1	-	-	-
2333	Nonresidential building construction .....	156	1 072	3 730	6	2	2	-	1	-	1	-	-	-
23331	Mfg & industrial building construction .....	(C)	(D)	(D)	1	-	-	-	-	-	1	-	-	-
234	Heavy construction .....	160	618	2 942	7	1	1	2	3	-	-	-	-	-
2349	Other heavy construction .....	(C)	(D)	(D)	5	1	1	1	2	-	-	-	-	-
235	Special trade contractors .....	457	2 141	9 620	53	28	13	7	3	2	-	-	-	-
2359	Other special trade contractors .....	126	623	3 020	12	6	3	2	-	1	-	-	-	-
31-33	<b>Manufacturing</b> .....	<b>5 918</b>	<b>48 665</b>	<b>204 605</b>	<b>72</b>	<b>19</b>	<b>7</b>	<b>7</b>	<b>16</b>	<b>7</b>	<b>10</b>	<b>3</b>	<b>3</b>	<b>-</b>
315	Apparel manufacturing .....	620	3 154	14 101	3	-	-	-	1	-	-	2	-	-
3152	Cut & sew apparel mfg .....	620	3 154	14 101	3	-	-	-	1	-	-	2	-	-
31522	Men's, boys' cut & sew apparel mfg .....	620	3 154	14 101	3	-	-	-	1	-	-	2	-	-
322	Paper mfg .....	(E)	(D)	(D)	2	-	-	-	-	1	1	-	-	-
3222	Converted paper product mfg .....	(E)	(D)	(D)	2	-	-	-	-	1	1	-	-	-
32223	Stationery product mfg .....	(C)	(D)	(D)	1	-	-	-	-	-	1	-	-	-
323	Printing & related support activities .....	192	1 133	4 272	7	1	1	1	4	-	-	-	-	-
3231	Printing & related support activities .....	192	1 133	4 272	7	1	1	1	4	-	-	-	-	-
32311	Printing .....	192	1 133	4 272	7	1	1	1	4	-	-	-	-	-
326	Plastics & rubber products mfg .....	(G)	(D)	(D)	4	1	-	-	-	2	-	-	1	-
3261	Plastics product mfg .....	124	686	3 038	3	1	-	-	-	2	-	-	-	-
3262	Rubber product mfg .....	(F)	(D)	(D)	1	-	-	-	-	-	-	-	1	-
32621	Tire mfg .....	(F)	(D)	(D)	1	-	-	-	-	-	-	-	1	-
332	Fabricated metal product mfg .....	376	3 399	12 224	13	3	3	-	6	-	1	-	-	-
3323	Architectural & structural metals mfg .....	(C)	(D)	(D)	4	1	-	-	3	-	-	-	-	-
33231	Plate work & fabricated structural prod mfg ...	(C)	(D)	(D)	4	1	-	-	3	-	-	-	-	-
3327	Mach shops, turn prod, screw, nut, bolt mfg ....	247	2 673	9 701	7	1	3	-	2	-	1	-	-	-
33271	Machine shops .....	247	2 673	9 701	7	1	3	-	2	-	1	-	-	-
332710	Machine shops .....	247	2 673	9 701	7	1	3	-	2	-	1	-	-	-
333	Machinery mfg .....	343	2 320	7 283	4	1	-	1	-	-	2	-	-	-
3334	HVAC & commercial refrigeration equipment mfg .....	(C)	(D)	(D)	1	-	-	-	-	-	1	-	-	-
33341	HVAC & commercial refrigeration equipment mfg .....	(C)	(D)	(D)	1	-	-	-	-	-	1	-	-	-
3339	Other general purpose machinery mfg .....	(C)	(D)	(D)	1	-	-	-	-	-	1	-	-	-
33399	All other general purpose machinery mfg ....	(C)	(D)	(D)	1	-	-	-	-	-	1	-	-	-
334	Computer & electronic product mfg .....	452	3 281	13 348	7	2	-	2	1	-	1	1	-	-
3344	Semiconductor & oth electronic component mfg .....	(C)	(D)	(D)	5	2	-	1	1	-	1	-	-	-
33441	Semiconductor & oth electronic component mfg .....	(C)	(D)	(D)	5	2	-	1	1	-	1	-	-	-
3345	Nav, measuring, medical, control instruments mfg .....	(E)	(D)	(D)	2	-	-	1	-	-	-	1	-	-
33451	Nav, measuring, medical, control instruments mfg .....	(E)	(D)	(D)	2	-	-	1	-	-	-	1	-	-
336	Transportation equipment mfg .....	1 296	9 786	56 045	8	-	-	1	2	1	3	-	1	-
3363	Motor vehicle parts mfg .....	(F)	(D)	(D)	3	-	-	-	1	-	1	-	1	-
33636	Motor vehicle seating & interior trim mfg .....	(F)	(D)	(D)	1	-	-	-	-	-	-	-	1	-
33637	Motor vehicle metal stamping .....	(C)	(D)	(D)	1	-	-	-	-	-	1	-	-	-
3364	Aerospace product & parts mfg .....	(E)	(D)	(D)	3	-	-	1	-	-	2	-	-	-
33641	Aerospace product & parts mfg .....	(E)	(D)	(D)	3	-	-	1	-	-	2	-	-	-
339	Miscellaneous mfg .....	1 008	7 661	29 576	11	4	1	1	1	1	2	-	1	-
3399	Other miscellaneous mfg .....	995	7 582	29 210	7	1	-	1	1	1	2	-	1	-
33992	Sporting & athletic goods mfg .....	(E)	(D)	(D)	4	1	-	-	1	1	1	-	-	-
33995	Sign mfg .....	(C)	(D)	(D)	2	-	-	1	-	-	1	-	-	-
33999	All other misc mfg .....	(F)	(D)	(D)	1	-	-	-	-	-	-	-	1	-
42	<b>Wholesale trade</b> .....	<b>360</b>	<b>2 443</b>	<b>10 251</b>	<b>47</b>	<b>19</b>	<b>16</b>	<b>8</b>	<b>4</b>	<b>-</b>	<b>-</b>	<b>-</b>	<b>-</b>	<b>-</b>
421	Wholesale trade, durable goods .....	223	1 299	4 960	33	14	11	7	1	-	-	-	-	-
422	Wholesale trade, nondurable goods .....	137	1 144	5 291	14	5	5	1	3	-	-	-	-	-

See footnotes at end of table.

**Table 6. Counties—Employees, Payroll, and Establishments by Industry: 2000—Con.**

[Excludes most government employees, railroad employees, and self-employed persons. Size class 1 to 4 includes establishments with payroll, but no employees, during mid-March pay period. (D) denotes figures withheld to avoid disclosing data for individual companies; the data are included in broader industry totals. Detailed industries with 100 or more employees are shown if industry was not a (D). For explanation of terms, abbreviations, and data reliability/comparability, see introductory text]

NAICS code	Industry	Number of employees for week including March 12	Payroll (\$1,000)		Total number of establishments	Number of establishments by employment-size class								
			First quarter	Annual		1 to 4	5 to 9	10 to 19	20 to 49	50 to 99	100 to 249	250 to 499	500 to 999	1,000 or more
<b>COFFEE—Con.</b>														
<b>44-45</b>	<b>Retail trade</b> .....	<b>3 322</b>	<b>12 991</b>	<b>54 059</b>	<b>285</b>	<b>127</b>	<b>81</b>	<b>50</b>	<b>15</b>	<b>7</b>	<b>4</b>	<b>1</b>	<b>-</b>	<b>-</b>
441	Motor vehicle & parts dealers .....	466	2 644	11 286	41	15	14	4	7	1	-	-	-	-
4411	Automobile dealers .....	346	2 096	9 033	19	6	4	1	7	1	-	-	-	-
44111	New car dealers .....	312	1 963	8 392	10	-	1	1	7	1	-	-	-	-
441110	New car dealers .....	312	1 963	8 392	10	-	1	1	7	1	-	-	-	-
4413	Automotive parts, accessories & tire stores .....	(C)	(D)	(D)	20	7	10	3	-	-	-	-	-	-
444	Bldg material & garden equip & supp dealers .....	324	1 608	6 648	28	13	6	6	2	-	1	-	-	-
4441	Building material & supplies dealers .....	259	1 297	5 412	21	11	4	4	1	-	1	-	-	-
44411	Home centers .....	(C)	(D)	(D)	3	1	1	-	-	-	1	-	-	-
445	Food & beverage stores .....	551	1 554	6 505	30	12	6	6	2	3	1	-	-	-
4451	Grocery stores .....	525	1 495	6 244	23	8	3	6	2	3	1	-	-	-
44511	Grocery (except convenience) stores .....	486	1 420	5 921	15	3	2	4	2	3	1	-	-	-
445110	Grocery (except convenience) stores .....	486	1 420	5 921	15	3	2	4	2	3	1	-	-	-
446	Health & personal care stores .....	180	993	4 512	22	8	6	7	1	-	-	-	-	-
4461	Health & personal care stores .....	180	993	4 512	22	8	6	7	1	-	-	-	-	-
44611	Pharmacies & drug stores .....	127	703	3 297	11	1	4	5	1	-	-	-	-	-
446110	Pharmacies & drug stores .....	127	703	3 297	11	1	4	5	1	-	-	-	-	-
447	Gasoline stations .....	263	780	3 209	43	17	19	7	-	-	-	-	-	-
4471	Gasoline stations .....	263	780	3 209	43	17	19	7	-	-	-	-	-	-
44711	Gasoline stations with convenience stores .....	219	611	2 581	31	7	18	6	-	-	-	-	-	-
447110	Gasoline stations with convenience stores .....	219	611	2 581	31	7	18	6	-	-	-	-	-	-
448	Clothing & clothing accessories stores .....	207	543	2 267	25	13	6	4	1	1	-	-	-	-
4481	Clothing stores .....	144	356	1 462	12	5	2	3	1	1	-	-	-	-
452	General merchandise stores .....	853	3 005	12 180	15	1	8	1	1	1	2	1	-	-
4521	Department stores .....	401	1 376	5 838	3	-	-	-	-	1	2	-	-	-
45211	Department stores .....	401	1 376	5 838	3	-	-	-	-	1	2	-	-	-
452110	Department stores .....	401	1 376	5 838	3	-	-	-	-	1	2	-	-	-
4529	Other general merchandise stores .....	452	1 629	6 342	12	1	8	1	1	-	-	1	-	-
45291	Warehouse clubs & superstores .....	(E)	(D)	(D)	1	-	-	-	-	-	-	1	-	-
453	Miscellaneous store retailers .....	187	724	2 820	35	21	6	7	1	-	-	-	-	-
<b>48-49</b>	<b>Transportation &amp; warehousing</b> .....	<b>284</b>	<b>1 999</b>	<b>8 840</b>	<b>35</b>	<b>18</b>	<b>11</b>	<b>3</b>	<b>2</b>	<b>1</b>	<b>-</b>	<b>-</b>	<b>-</b>	<b>-</b>
484	Truck transportation .....	238	1 824	8 188	25	12	8	2	2	1	-	-	-	-
4841	General freight trucking .....	178	1 573	6 912	16	9	4	-	2	1	-	-	-	-
48412	General freight trucking, long-distance .....	(C)	(D)	(D)	15	9	3	-	2	1	-	-	-	-
<b>51</b>	<b>Information</b> .....	<b>276</b>	<b>1 434</b>	<b>5 599</b>	<b>21</b>	<b>9</b>	<b>5</b>	<b>3</b>	<b>3</b>	<b>1</b>	<b>-</b>	<b>-</b>	<b>-</b>	<b>-</b>
511	Publishing industries .....	(C)	(D)	(D)	3	1	-	1	-	1	-	-	-	-
5111	Newspaper, periodical, book, database publishers .....	(C)	(D)	(D)	3	1	-	1	-	1	-	-	-	-
51111	Newspaper publishers .....	(C)	(D)	(D)	3	1	-	1	-	1	-	-	-	-
513	Broadcasting & telecommunications .....	131	930	3 670	13	5	5	1	2	-	-	-	-	-
<b>52</b>	<b>Finance &amp; insurance</b> .....	<b>454</b>	<b>2 944</b>	<b>11 957</b>	<b>57</b>	<b>34</b>	<b>10</b>	<b>6</b>	<b>7</b>	<b>-</b>	<b>-</b>	<b>-</b>	<b>-</b>	<b>-</b>
522	Credit intermediation & related activities .....	388	2 413	9 641	37	17	9	4	7	-	-	-	-	-
5221	Depository credit intermediation .....	(E)	(D)	(D)	20	5	5	3	7	-	-	-	-	-
52211	Commercial banking .....	248	1 654	6 386	17	4	5	2	6	-	-	-	-	-
522110	Commercial banking .....	248	1 654	6 386	17	4	5	2	6	-	-	-	-	-
<b>53</b>	<b>Real estate &amp; rental &amp; leasing</b> .....	<b>161</b>	<b>555</b>	<b>2 201</b>	<b>40</b>	<b>28</b>	<b>8</b>	<b>3</b>	<b>1</b>	<b>-</b>	<b>-</b>	<b>-</b>	<b>-</b>	<b>-</b>
<b>54</b>	<b>Professional, scientific &amp; technical services</b> .....	<b>2 118</b>	<b>26 544</b>	<b>105 547</b>	<b>67</b>	<b>40</b>	<b>18</b>	<b>3</b>	<b>3</b>	<b>-</b>	<b>2</b>	<b>-</b>	<b>-</b>	<b>1</b>
541	Professional, scientific & technical services .....	2 118	26 544	105 547	67	40	18	3	3	-	2	-	-	1
5413	Architectural, engineering & related services .....	(G)	(D)	(D)	10	4	3	-	1	-	1	-	-	1
54133	Engineering services .....	(G)	(D)	(D)	8	3	3	-	-	-	1	-	-	1
5415	Computer systems design & related services .....	(C)	(D)	(D)	4	2	1	-	-	-	1	-	-	-
54151	Computer systems design & related services .....	(C)	(D)	(D)	4	2	1	-	-	-	1	-	-	-
<b>55</b>	<b>Management of companies &amp; enterprises</b> .....	<b>246</b>	<b>2 011</b>	<b>8 625</b>	<b>7</b>	<b>3</b>	<b>-</b>	<b>2</b>	<b>-</b>	<b>1</b>	<b>1</b>	<b>-</b>	<b>-</b>	<b>-</b>
551	Management of companies & enterprises .....	246	2 011	8 625	7	3	-	2	-	1	1	-	-	-
5511	Management of companies & enterprises .....	246	2 011	8 625	7	3	-	2	-	1	1	-	-	-
55111	Management of companies & enterprises .....	246	2 011	8 625	7	3	-	2	-	1	1	-	-	-
<b>56</b>	<b>Admin, support, waste mgt, remediation services</b> .....	<b>2 381</b>	<b>15 043</b>	<b>60 999</b>	<b>51</b>	<b>27</b>	<b>5</b>	<b>7</b>	<b>5</b>	<b>3</b>	<b>1</b>	<b>2</b>	<b>1</b>	<b>-</b>
561	Administrative & support services .....	2 381	15 043	60 999	51	27	5	7	5	3	1	2	1	-
5612	Facilities support services .....	(F)	(D)	(D)	1	-	-	-	-	-	-	-	1	-
56121	Facilities support services .....	(F)	(D)	(D)	1	-	-	-	-	-	-	-	1	-
5613	Employment services .....	1 229	3 858	14 401	11	2	-	1	2	3	1	2	-	-
56131	Employment placement agencies .....	(C)	(D)	(D)	3	1	-	-	-	1	1	-	-	-
56132	Temporary help services .....	(G)	(D)	(D)	8	1	-	1	2	2	-	2	-	-
5617	Services to buildings & dwellings .....	(C)	(D)	(D)	26	15	5	3	3	-	-	-	-	-
<b>61</b>	<b>Educational services</b> .....	<b>(A)</b>	<b>(D)</b>	<b>(D)</b>	<b>3</b>	<b>1</b>	<b>2</b>	<b>-</b>	<b>-</b>	<b>-</b>	<b>-</b>	<b>-</b>	<b>-</b>	<b>-</b>

See footnotes at end of table.

**Table 6. Counties—Employees, Payroll, and Establishments by Industry: 2000—Con.**

[Excludes most government employees, railroad employees, and self-employed persons. Size class 1 to 4 includes establishments with payroll, but no employees, during mid-March pay period. (D) denotes figures withheld to avoid disclosing data for individual companies; the data are included in broader industry totals. Detailed industries with 100 or more employees are shown if industry was not a (D). For explanation of terms, abbreviations, and data reliability/comparability, see introductory text]

NAICS code	Industry	Number of employees for week including March 12	Payroll (\$1,000)		Total number of establishments	Number of establishments by employment-size class								
			First quarter	Annual		1 to 4	5 to 9	10 to 19	20 to 49	50 to 99	100 to 249	250 to 499	500 to 999	1,000 or more
<b>COFFEE—Con.</b>														
<b>62</b>	<b>Health care and social assistance</b> .....	<b>2 035</b>	<b>12 696</b>	<b>55 638</b>	<b>154</b>	<b>79</b>	<b>43</b>	<b>19</b>	<b>8</b>	<b>1</b>	<b>3</b>	—	<b>1</b>	—
621	Ambulatory health care services .....	710	6 072	29 494	107	55	32	14	6	—	—	—	—	—
6211	Offices of physicians .....	346	3 687	19 010	58	30	20	6	2	—	—	—	—	—
62111	Offices of physicians (exc mental health) .....	346	3 687	19 010	58	30	20	6	2	—	—	—	—	—
621111	Offices of physicians (exc mental health) .....	336	3 645	18 855	55	28	19	6	2	—	—	—	—	—
6212	Offices of dentists .....	145	1 207	5 229	23	12	6	4	1	—	—	—	—	—
62121	Offices of dentists .....	145	1 207	5 229	23	12	6	4	1	—	—	—	—	—
621210	Offices of dentists .....	145	1 207	5 229	23	12	6	4	1	—	—	—	—	—
622	Hospitals .....	(E)	(D)	(D)	3	1	—	—	—	—	2	—	—	—
6221	General medical & surgical hospitals .....	(E)	(D)	(D)	2	—	—	—	—	—	2	—	—	—
62211	General medical & surgical hospitals .....	(E)	(D)	(D)	2	—	—	—	—	—	2	—	—	—
623	Nursing & residential care facilities .....	840	4 509	17 778	14	7	2	1	1	1	1	—	1	—
6231	Nursing care facilities .....	796	4 335	16 970	4	—	—	1	—	1	1	—	1	—
62311	Nursing care facilities .....	796	4 335	16 970	4	—	—	1	—	1	1	—	1	—
623110	Nursing care facilities .....	796	4 335	16 970	4	—	—	1	—	1	1	—	1	—
624	Social assistance .....	(C)	(D)	(D)	30	16	9	4	1	—	—	—	—	—
<b>71</b>	<b>Arts, entertainment &amp; recreation</b> .....	<b>127</b>	<b>331</b>	<b>1 513</b>	<b>14</b>	<b>6</b>	<b>3</b>	<b>3</b>	<b>2</b>	—	—	—	—	—
713	Amusement, gambling & recreation industries .....	(C)	(D)	(D)	12	4	3	3	2	—	—	—	—	—
7139	Other amusement & recreation industries .....	120	309	1 408	11	3	3	3	2	—	—	—	—	—
<b>72</b>	<b>Accommodation &amp; food services</b> .....	<b>1 618</b>	<b>3 904</b>	<b>16 517</b>	<b>92</b>	<b>19</b>	<b>14</b>	<b>25</b>	<b>30</b>	<b>3</b>	<b>1</b>	—	—	—
721	Accommodation .....	167	348	1 540	15	2	3	8	2	—	—	—	—	—
7211	Traveler accommodation .....	(C)	(D)	(D)	13	1	2	8	2	—	—	—	—	—
72111	Hotels (exc casino hotels) & motels .....	(C)	(D)	(D)	13	1	2	8	2	—	—	—	—	—
722	Food services & drinking places .....	1 451	3 556	14 977	77	17	11	17	28	3	1	—	—	—
7221	Full-service restaurants .....	594	1 482	6 210	31	11	4	6	6	3	1	—	—	—
72211	Full-service restaurants .....	594	1 482	6 210	31	11	4	6	6	3	1	—	—	—
722110	Full-service restaurants .....	594	1 482	6 210	31	11	4	6	6	3	1	—	—	—
7222	Limited-service eating places .....	819	1 938	8 214	42	6	4	10	22	—	—	—	—	—
72221	Limited-service eating places .....	819	1 938	8 214	42	6	4	10	22	—	—	—	—	—
722211	Limited-service restaurants .....	797	1 913	8 102	38	4	3	9	22	—	—	—	—	—
<b>81</b>	<b>Other services (except public administration)</b> .....	<b>1 054</b>	<b>4 620</b>	<b>19 153</b>	<b>137</b>	<b>95</b>	<b>21</b>	<b>13</b>	<b>6</b>	<b>1</b>	—	<b>1</b>	—	—
811	Repair & maintenance .....	133	659	2 875	39	30	5	4	—	—	—	—	—	—
812	Personal & laundry services .....	530	2 974	12 211	30	17	6	5	—	1	—	1	—	—
8123	Drycleaning & laundry services .....	112	447	1 769	6	—	2	3	—	1	—	—	—	—
8129	Other personal services .....	(E)	(D)	(D)	2	1	—	—	—	—	—	1	—	—
81292	Photofinishing .....	(E)	(D)	(D)	1	—	—	—	—	—	—	1	—	—
813	Religious, grantmaking, civic, prof & like organizations .....	391	987	4 067	68	48	10	4	6	—	—	—	—	—
8131	Religious organizations .....	310	833	3 415	50	32	10	4	4	—	—	—	—	—
81311	Religious organizations .....	310	833	3 415	50	32	10	4	4	—	—	—	—	—
813110	Religious organizations .....	310	833	3 415	50	32	10	4	4	—	—	—	—	—
<b>95</b>	<b>Auxiliaries (exc corporate, subsidiary &amp; regional mgt)</b> .....	<b>(C)</b>	<b>(D)</b>	<b>(D)</b>	<b>4</b>	<b>1</b>	—	<b>2</b>	—	—	<b>1</b>	—	—	—
<b>99</b>	<b>Unclassified establishments</b> .....	<b>25</b>	<b>92</b>	<b>584</b>	<b>14</b>	<b>12</b>	<b>2</b>	—	—	—	—	—	—	—
<b>CROCKETT</b>														
	<b>Total</b> .....	<b>3 164</b>	<b>17 622</b>	<b>75 483</b>	<b>283</b>	<b>180</b>	<b>54</b>	<b>23</b>	<b>15</b>	<b>4</b>	<b>5</b>	<b>1</b>	<b>1</b>	—
<b>11</b>	<b>Forestry, fishing, hunting, and agriculture support</b> .....	<b>(A)</b>	<b>(D)</b>	<b>(D)</b>	<b>2</b>	<b>2</b>	—	—	—	—	—	—	—	—
<b>22</b>	<b>Utilities</b> .....	<b>14</b>	<b>71</b>	<b>301</b>	<b>3</b>	<b>1</b>	<b>2</b>	—	—	—	—	—	—	—
<b>23</b>	<b>Construction</b> .....	<b>223</b>	<b>1 392</b>	<b>6 113</b>	<b>33</b>	<b>20</b>	<b>8</b>	<b>3</b>	<b>1</b>	<b>1</b>	—	—	—	—
235	Special trade contractors .....	164	1 165	5 125	21	15	2	2	1	1	—	—	—	—
2351	Plumbing, heating & AC contractor .....	124	962	4 146	7	3	2	—	1	1	—	—	—	—
23511	Plumbing, heating & AC contractor .....	124	962	4 146	7	3	2	—	1	1	—	—	—	—
235110	Plumbing, heating & AC contractor .....	124	962	4 146	7	3	2	—	1	1	—	—	—	—
<b>31-33</b>	<b>Manufacturing</b> .....	<b>1 086</b>	<b>6 536</b>	<b>27 626</b>	<b>14</b>	<b>5</b>	<b>2</b>	—	<b>2</b>	<b>1</b>	<b>1</b>	<b>1</b>	<b>1</b>	—
311	Food mfg .....	(F)	(D)	(D)	1	—	—	—	—	—	—	—	1	—
3114	Fruit & veg preserving & specialty food mfg .....	(F)	(D)	(D)	1	—	—	—	—	—	—	—	1	—
31141	Frozen food mfg .....	(F)	(D)	(D)	1	—	—	—	—	—	—	—	1	—
315	Apparel manufacturing .....	(C)	(D)	(D)	1	—	—	—	—	—	1	—	—	—
3151	Apparel knitting mills .....	(C)	(D)	(D)	1	—	—	—	—	—	1	—	—	—
31519	Other apparel knitting mills .....	(C)	(D)	(D)	1	—	—	—	—	—	1	—	—	—
335	Electrical equip, appliance & component mfg .....	(E)	(D)	(D)	1	—	—	—	—	—	—	1	—	—
3353	Electrical equipment mfg .....	(E)	(D)	(D)	1	—	—	—	—	—	—	1	—	—
33531	Electrical equipment mfg .....	(E)	(D)	(D)	1	—	—	—	—	—	—	1	—	—
<b>42</b>	<b>Wholesale trade</b> .....	<b>249</b>	<b>2 445</b>	<b>11 530</b>	<b>18</b>	<b>10</b>	<b>4</b>	<b>1</b>	<b>2</b>	—	<b>1</b>	—	—	—
422	Wholesale trade, nondurable goods .....	180	2 065	9 895	8	3	2	1	1	—	1	—	—	—
4224	Grocery & related product whse .....	(C)	(D)	(D)	2	1	—	—	—	—	1	—	—	—
42242	Packaged frozen food whse .....	(C)	(D)	(D)	1	—	—	—	—	—	1	—	—	—

See footnotes at end of table.

**Table 6. Counties—Employees, Payroll, and Establishments by Industry: 2000—Con.**

[Excludes most government employees, railroad employees, and self-employed persons. Size class 1 to 4 includes establishments with payroll, but no employees, during mid-March pay period. (D) denotes figures withheld to avoid disclosing data for individual companies; the data are included in broader industry totals. Detailed industries with 100 or more employees are shown if industry was not a (D). For explanation of terms, abbreviations, and data reliability/comparability, see introductory text]

NAICS code	Industry	Number of employees for week including March 12	Payroll (\$1,000)		Total number of establishments	Number of establishments by employment-size class								
			First quarter	Annual		1 to 4	5 to 9	10 to 19	20 to 49	50 to 99	100 to 249	250 to 499	500 to 999	1,000 or more
<b>CROCKETT—Con.</b>														
<b>44-45</b>	<b>Retail trade</b> .....	<b>335</b>	<b>1 132</b>	<b>5 328</b>	<b>64</b>	<b>41</b>	<b>11</b>	<b>9</b>	<b>3</b>	—	—	—	—	—
445	Food & beverage stores .....	105	225	1 038	13	8	1	2	2	—	—	—	—	—
4451	Grocery stores .....	105	225	1 038	13	8	1	2	2	—	—	—	—	—
44511	Grocery (except convenience) stores .....	(C)	(D)	(D)	11	7	—	2	2	—	—	—	—	—
<b>48-49</b>	<b>Transportation &amp; warehousing</b> .....	<b>129</b>	<b>820</b>	<b>3 580</b>	<b>21</b>	<b>15</b>	<b>4</b>	—	<b>1</b>	<b>1</b>	—	—	—	—
484	Truck transportation .....	(C)	(D)	(D)	20	15	3	—	1	1	—	—	—	—
4841	General freight trucking .....	110	729	2 983	9	4	3	—	1	1	—	—	—	—
<b>51</b>	<b>Information</b> .....	<b>(A)</b>	<b>(D)</b>	<b>(D)</b>	<b>2</b>	—	<b>1</b>	<b>1</b>	—	—	—	—	—	—
<b>52</b>	<b>Finance &amp; insurance</b> .....	<b>145</b>	<b>689</b>	<b>3 172</b>	<b>16</b>	<b>8</b>	<b>1</b>	<b>4</b>	<b>3</b>	—	—	—	—	—
522	Credit intermediation & related activities .....	(C)	(D)	(D)	13	6	—	4	3	—	—	—	—	—
5221	Depository credit intermediation .....	133	630	2 920	11	4	—	4	3	—	—	—	—	—
52211	Commercial banking .....	133	630	2 920	11	4	—	4	3	—	—	—	—	—
522110	Commercial banking .....	133	630	2 920	11	4	—	4	3	—	—	—	—	—
<b>53</b>	<b>Real estate &amp; rental &amp; leasing</b> .....	<b>(A)</b>	<b>(D)</b>	<b>(D)</b>	<b>2</b>	<b>2</b>	—	—	—	—	—	—	—	—
<b>54</b>	<b>Professional, scientific &amp; technical services</b> .....	<b>28</b>	<b>242</b>	<b>1 096</b>	<b>13</b>	<b>10</b>	<b>3</b>	—	—	—	—	—	—	—
<b>55</b>	<b>Management of companies &amp; enterprises</b> .....	<b>(C)</b>	<b>(D)</b>	<b>(D)</b>	<b>2</b>	<b>1</b>	—	—	—	—	<b>1</b>	—	—	—
551	Management of companies & enterprises .....	(C)	(D)	(D)	2	1	—	—	—	—	1	—	—	—
5511	Management of companies & enterprises .....	(C)	(D)	(D)	2	1	—	—	—	—	1	—	—	—
55111	Management of companies & enterprises .....	(C)	(D)	(D)	2	1	—	—	—	—	1	—	—	—
<b>56</b>	<b>Admin, support, waste mgt, remediation services</b> .....	<b>(C)</b>	<b>(D)</b>	<b>(D)</b>	<b>9</b>	<b>7</b>	—	—	<b>1</b>	<b>1</b>	—	—	—	—
561	Administrative & support services .....	(C)	(D)	(D)	9	7	—	—	1	1	—	—	—	—
<b>61</b>	<b>Educational services</b> .....	<b>(A)</b>	<b>(D)</b>	<b>(D)</b>	<b>1</b>	<b>1</b>	—	—	—	—	—	—	—	—
<b>62</b>	<b>Health care and social assistance</b> .....	<b>356</b>	<b>1 610</b>	<b>7 045</b>	<b>20</b>	<b>8</b>	<b>6</b>	<b>4</b>	—	—	<b>2</b>	—	—	—
623	Nursing & residential care facilities .....	(E)	(D)	(D)	2	—	—	—	—	—	2	—	—	—
6231	Nursing care facilities .....	(E)	(D)	(D)	2	—	—	—	—	—	2	—	—	—
62311	Nursing care facilities .....	(E)	(D)	(D)	2	—	—	—	—	—	2	—	—	—
<b>71</b>	<b>Arts, entertainment &amp; recreation</b> .....	<b>(A)</b>	<b>(D)</b>	<b>(D)</b>	<b>3</b>	<b>2</b>	<b>1</b>	—	—	—	—	—	—	—
<b>72</b>	<b>Accommodation &amp; food services</b> .....	<b>78</b>	<b>181</b>	<b>788</b>	<b>9</b>	<b>5</b>	<b>3</b>	—	<b>1</b>	—	—	—	—	—
<b>81</b>	<b>Other services (except public administration)</b> .....	<b>150</b>	<b>485</b>	<b>2 003</b>	<b>48</b>	<b>39</b>	<b>7</b>	<b>1</b>	<b>1</b>	—	—	—	—	—
<b>99</b>	<b>Unclassified establishments</b> .....	<b>1</b>	<b>1</b>	<b>8</b>	<b>3</b>	<b>3</b>	—	—	—	—	—	—	—	—
<b>CUMBERLAND</b>														
	<b>Total</b> .....	<b>12 271</b>	<b>64 967</b>	<b>271 228</b>	<b>969</b>	<b>543</b>	<b>221</b>	<b>98</b>	<b>64</b>	<b>23</b>	<b>12</b>	<b>7</b>	<b>1</b>	—
<b>11</b>	<b>Forestry, fishing, hunting, and agriculture support</b> .....	<b>41</b>	<b>224</b>	<b>1 016</b>	<b>8</b>	<b>4</b>	<b>3</b>	<b>1</b>	—	—	—	—	—	—
<b>21</b>	<b>Mining</b> .....	<b>104</b>	<b>1 177</b>	<b>5 062</b>	<b>6</b>	<b>1</b>	<b>3</b>	<b>1</b>	—	<b>1</b>	—	—	—	—
<b>22</b>	<b>Utilities</b> .....	<b>40</b>	<b>401</b>	<b>1 877</b>	<b>4</b>	<b>2</b>	<b>1</b>	—	<b>1</b>	—	—	—	—	—
<b>23</b>	<b>Construction</b> .....	<b>555</b>	<b>2 343</b>	<b>11 066</b>	<b>102</b>	<b>66</b>	<b>22</b>	<b>10</b>	<b>3</b>	<b>1</b>	—	—	—	—
233	Building, developing & general contracting .....	112	407	1 634	27	18	8	1	—	—	—	—	—	—
2332	Residential building construction .....	(C)	(D)	(D)	24	15	8	1	—	—	—	—	—	—
235	Special trade contractors .....	354	1 485	7 199	65	45	8	9	2	1	—	—	—	—
<b>31-33</b>	<b>Manufacturing</b> .....	<b>2 710</b>	<b>19 476</b>	<b>77 349</b>	<b>52</b>	<b>19</b>	<b>5</b>	<b>9</b>	<b>5</b>	<b>6</b>	<b>4</b>	<b>4</b>	—	—
311	Food mfg .....	(E)	(D)	(D)	6	3	—	—	1	1	—	1	—	—
3118	Bakeries & tortilla mfg .....	(E)	(D)	(D)	1	—	—	—	—	—	—	1	—	—
31181	Bread & bakery product mfg .....	(E)	(D)	(D)	1	—	—	—	—	—	—	1	—	—
3119	Other food mfg .....	(C)	(D)	(D)	3	1	—	—	1	1	—	—	—	—
31194	Seasoning & dressing mfg .....	(C)	(D)	(D)	2	—	—	—	1	1	—	—	—	—
321	Wood product mfg .....	366	2 095	8 871	7	2	—	2	2	—	—	1	—	—
3219	Other wood product mfg .....	(E)	(D)	(D)	3	1	—	—	1	—	—	1	—	—
32191	Millwork .....	(E)	(D)	(D)	1	—	—	—	—	—	—	1	—	—
326	Plastics & rubber products mfg .....	(E)	(D)	(D)	4	2	—	—	—	1	1	—	—	—
3262	Rubber product mfg .....	(E)	(D)	(D)	2	—	—	—	—	1	1	—	—	—
32629	Other rubber product mfg .....	(E)	(D)	(D)	2	—	—	—	—	1	1	—	—	—
327	Nonmetallic mineral product mfg .....	448	4 089	15 519	5	—	—	2	1	—	1	1	—	—
3271	Clay product & refractory mfg .....	(E)	(D)	(D)	1	—	—	—	—	—	—	1	—	—
32712	Clay building material & refractories mfg .....	(E)	(D)	(D)	1	—	—	—	—	—	—	1	—	—
3272	Glass & glass product mfg .....	(C)	(D)	(D)	1	—	—	—	—	—	—	1	—	—
32721	Glass & glass product mfg .....	(C)	(D)	(D)	1	—	—	—	—	—	—	1	—	—
332	Fabricated metal product mfg .....	272	2 384	8 981	5	—	2	—	1	1	1	—	—	—
3324	Boiler, tank & shipping container mfg .....	(C)	(D)	(D)	2	—	—	—	—	1	—	1	—	—
33242	Metal tank (heavy gauge) mfg .....	(C)	(D)	(D)	1	—	—	—	—	—	—	1	—	—
336	Transportation equipment mfg .....	(E)	(D)	(D)	3	—	—	2	—	—	—	1	—	—
3363	Motor vehicle parts mfg .....	(E)	(D)	(D)	1	—	—	—	—	—	—	1	—	—
33639	Other motor vehicle parts mfg .....	(E)	(D)	(D)	1	—	—	—	—	—	—	1	—	—
339	Miscellaneous mfg .....	(C)	(D)	(D)	6	4	1	—	—	—	1	—	—	—
3399	Other miscellaneous mfg .....	(C)	(D)	(D)	4	2	1	—	—	—	1	—	—	—
33994	Office supplies (exc paper) mfg .....	(C)	(D)	(D)	1	—	—	—	—	—	1	—	—	—

See footnotes at end of table.

**Table 6. Counties—Employees, Payroll, and Establishments by Industry: 2000—Con.**

[Excludes most government employees, railroad employees, and self-employed persons. Size class 1 to 4 includes establishments with payroll, but no employees, during mid-March pay period. (D) denotes figures withheld to avoid disclosing data for individual companies; the data are included in broader industry totals. Detailed industries with 100 or more employees are shown if industry was not a (D). For explanation of terms, abbreviations, and data reliability/comparability, see introductory text]

NAICS code	Industry	Number of employees for week including March 12	Payroll (\$1,000)		Total number of establishments	Number of establishments by employment-size class								
			First quarter	Annual		1 to 4	5 to 9	10 to 19	20 to 49	50 to 99	100 to 249	250 to 499	500 to 999	1,000 or more
<b>CUMBERLAND—Con.</b>														
<b>42</b>	<b>Wholesale trade</b>	<b>200</b>	<b>1 472</b>	<b>7 207</b>	<b>32</b>	<b>17</b>	<b>7</b>	<b>6</b>	<b>2</b>	—	—	—	—	—
421	Wholesale trade, durable goods	153	1 235	6 160	25	14	6	3	2	—	—	—	—	—
<b>44-45</b>	<b>Retail trade</b>	<b>2 594</b>	<b>10 921</b>	<b>45 620</b>	<b>244</b>	<b>121</b>	<b>79</b>	<b>22</b>	<b>15</b>	<b>3</b>	<b>3</b>	<b>1</b>	—	—
441	Motor vehicle & parts dealers	384	2 666	11 076	21	8	4	3	4	1	1	—	—	—
4411	Automobile dealers	142	1 292	5 368	7	3	—	1	2	1	—	—	—	—
44111	New car dealers	134	1 269	5 304	4	—	—	1	2	1	—	—	—	—
441110	New car dealers	134	1 269	5 304	4	—	—	1	2	1	—	—	—	—
4413	Automotive parts, accessories & tire stores	(C)	(D)	(D)	12	4	3	2	2	—	1	—	—	—
44131	Automotive parts, accessories & tire stores	208	1 104	4 522	9	2	3	2	1	—	1	—	—	—
441310	Automotive parts, accessories & tire stores	208	1 104	4 522	9	2	3	2	1	—	1	—	—	—
444	Bldg material & garden equip & supp dealers	376	1 598	6 893	23	11	5	3	3	—	1	—	—	—
4441	Building material & supplies dealers	329	1 428	6 198	16	7	5	—	3	—	1	—	—	—
44411	Home centers	(C)	(D)	(D)	3	—	1	—	1	—	1	—	—	—
445	Food & beverage stores	389	1 297	5 676	27	13	7	3	2	1	1	—	—	—
4451	Grocery stores	367	1 201	5 166	19	7	6	2	2	1	1	—	—	—
44511	Grocery (except convenience) stores	343	1 153	4 952	14	4	4	2	2	1	1	—	—	—
445110	Grocery (except convenience) stores	343	1 153	4 952	14	4	4	2	2	1	1	—	—	—
447	Gasoline stations	224	645	2 742	37	17	16	3	1	—	—	—	—	—
4471	Gasoline stations	224	645	2 742	37	17	16	3	1	—	—	—	—	—
44711	Gasoline stations with convenience stores	214	607	2 589	33	14	15	3	1	—	—	—	—	—
447110	Gasoline stations with convenience stores	214	607	2 589	33	14	15	3	1	—	—	—	—	—
448	Clothing & clothing accessories stores	233	601	2 535	33	15	13	3	2	—	—	—	—	—
4481	Clothing stores	152	395	1 629	17	8	5	2	2	—	—	—	—	—
452	General merchandise stores	575	2 273	8 906	11	2	5	1	1	1	—	1	—	—
4529	Other general merchandise stores	(E)	(D)	(D)	10	2	5	1	1	—	—	1	—	—
45291	Warehouse clubs & superstores	(E)	(D)	(D)	1	—	—	—	—	—	—	1	—	—
453	Miscellaneous store retailers	112	566	2 433	34	22	12	—	—	—	—	—	—	—
<b>48-49</b>	<b>Transportation &amp; warehousing</b>	<b>104</b>	<b>660</b>	<b>2 980</b>	<b>22</b>	<b>12</b>	<b>6</b>	<b>4</b>	—	—	—	—	—	—
484	Truck transportation	(C)	(D)	(D)	20	10	6	4	—	—	—	—	—	—
<b>51</b>	<b>Information</b>	<b>297</b>	<b>1 743</b>	<b>10 007</b>	<b>15</b>	<b>4</b>	<b>4</b>	<b>4</b>	<b>2</b>	—	<b>1</b>	—	—	—
511	Publishing industries	220	1 216	7 658	5	1	—	2	1	—	1	—	—	—
5111	Newspaper, periodical, book, database publishers	220	1 216	7 658	5	1	—	2	1	—	1	—	—	—
51112	Periodical publishers	(C)	(D)	(D)	2	—	—	1	—	—	1	—	—	—
<b>52</b>	<b>Finance &amp; insurance</b>	<b>337</b>	<b>2 361</b>	<b>8 949</b>	<b>55</b>	<b>39</b>	<b>8</b>	<b>4</b>	<b>4</b>	—	—	—	—	—
522	Credit intermediation & related activities	232	1 473	5 797	37	24	7	4	2	—	—	—	—	—
5221	Depository credit intermediation	173	1 174	4 569	17	6	6	3	2	—	—	—	—	—
52211	Commercial banking	130	933	3 453	12	4	5	1	2	—	—	—	—	—
522110	Commercial banking	130	933	3 453	12	4	5	1	2	—	—	—	—	—
<b>53</b>	<b>Real estate &amp; rental &amp; leasing</b>	<b>378</b>	<b>2 070</b>	<b>8 739</b>	<b>40</b>	<b>27</b>	<b>9</b>	<b>1</b>	<b>2</b>	—	<b>1</b>	—	—	—
531	Real estate	295	1 680	7 142	26	20	3	1	1	—	1	—	—	—
5312	Offices of real estate agents & brokers	(C)	(D)	(D)	13	11	1	—	—	—	1	—	—	—
53121	Offices of real estate agents & brokers	(C)	(D)	(D)	13	11	1	—	—	—	1	—	—	—
<b>54</b>	<b>Professional, scientific &amp; technical services</b>	<b>272</b>	<b>1 976</b>	<b>5 794</b>	<b>50</b>	<b>32</b>	<b>12</b>	<b>3</b>	<b>3</b>	—	—	—	—	—
541	Professional, scientific & technical services	272	1 976	5 794	50	32	12	3	3	—	—	—	—	—
<b>55</b>	<b>Management of companies &amp; enterprises</b>	<b>(B)</b>	<b>(D)</b>	<b>(D)</b>	<b>1</b>	—	—	—	<b>1</b>	—	—	—	—	—
<b>56</b>	<b>Admin. support, waste mgt, remediation services</b>	<b>600</b>	<b>1 929</b>	<b>9 301</b>	<b>25</b>	<b>14</b>	<b>1</b>	<b>6</b>	<b>2</b>	<b>1</b>	—	<b>1</b>	—	—
561	Administrative & support services	600	1 929	9 301	25	14	1	6	2	1	—	1	—	—
5613	Employment services	(E)	(D)	(D)	2	1	—	—	—	—	—	1	—	—
56133	Employee leasing services	(E)	(D)	(D)	2	1	—	—	—	—	—	1	—	—
5617	Services to buildings & dwellings	142	475	2 137	12	8	—	2	1	1	—	—	—	—
56172	Janitorial services	123	388	1 639	5	2	—	1	1	1	—	—	—	—
561720	Janitorial services	123	388	1 639	5	2	—	1	1	1	—	—	—	—
<b>61</b>	<b>Educational services</b>	<b>(B)</b>	<b>(D)</b>	<b>(D)</b>	<b>6</b>	<b>5</b>	—	—	—	—	<b>1</b>	—	—	—
<b>62</b>	<b>Health care and social assistance</b>	<b>1 923</b>	<b>11 955</b>	<b>47 828</b>	<b>101</b>	<b>53</b>	<b>28</b>	<b>9</b>	<b>5</b>	<b>2</b>	<b>3</b>	—	<b>1</b>	—
621	Ambulatory health care services	403	3 553	14 717	66	37	22	3	3	1	—	—	—	—
6211	Offices of physicians	247	2 615	11 057	36	20	12	1	2	1	—	—	—	—
62111	Offices of physicians	247	2 615	11 057	36	20	12	1	2	1	—	—	—	—
621111	Offices of physicians (exc mental health)	247	2 615	11 057	36	20	12	1	2	1	—	—	—	—
622	Hospitals	(F)	(D)	(D)	1	—	—	—	—	—	—	—	1	—
6221	General medical & surgical hospitals	(F)	(D)	(D)	1	—	—	—	—	—	—	—	1	—
62211	General medical & surgical hospitals	(F)	(D)	(D)	1	—	—	—	—	—	—	—	1	—
623	Nursing & residential care facilities	539	1 928	8 095	9	2	1	2	—	1	3	—	—	—
6231	Nursing care facilities	401	1 399	5 852	6	2	—	1	—	1	2	—	—	—
62311	Nursing care facilities	401	1 399	5 852	6	2	—	1	—	1	2	—	—	—
623110	Nursing care facilities	401	1 399	5 852	6	2	—	1	—	1	2	—	—	—
6232	Residential mental retardation, health facil	(C)	(D)	(D)	1	—	—	—	—	—	1	—	—	—
62321	Residential mental retardation facilities	(C)	(D)	(D)	1	—	—	—	—	—	1	—	—	—
624	Social assistance	(C)	(D)	(D)	25	14	5	4	2	—	—	—	—	—
6244	Child day care services	(C)	(D)	(D)	18	11	2	4	1	—	—	—	—	—
62441	Child day care services	(C)	(D)	(D)	18	11	2	4	1	—	—	—	—	—

See footnotes at end of table.

**Table 6. Counties—Employees, Payroll, and Establishments by Industry: 2000—Con.**

[Excludes most government employees, railroad employees, and self-employed persons. Size class 1 to 4 includes establishments with payroll, but no employees, during mid-March pay period. (D) denotes figures withheld to avoid disclosing data for individual companies; the data are included in broader industry totals. Detailed industries with 100 or more employees are shown if industry was not a (D). For explanation of terms, abbreviations, and data reliability/comparability, see introductory text]

NAICS code	Industry	Number of employees for week including March 12	Payroll (\$1,000)		Total number of establishments	Number of establishments by employment-size class								
			First quarter	Annual		1 to 4	5 to 9	10 to 19	20 to 49	50 to 99	100 to 249	250 to 499	500 to 999	1,000 or more
<b>CUMBERLAND—Con.</b>														
71	Arts, entertainment & recreation .....	127	461	2 225	15	10	—	2	3	—	—	—	—	—
72	Accommodation & food services .....	1 147	2 735	12 636	70	24	11	13	15	7	—	—	—	—
721	Accommodation .....	127	325	1 602	14	5	3	3	3	—	—	—	—	—
7211	Traveler accommodation .....	104	267	1 154	9	2	1	3	3	—	—	—	—	—
72111	Hotels (exc casino hotels) & motels .....	104	267	1 154	9	2	1	3	3	—	—	—	—	—
721110	Hotels (exc casino hotels) & motels .....	104	267	1 154	9	2	1	3	3	—	—	—	—	—
722	Food services & drinking places .....	1 020	2 410	11 034	56	19	8	10	12	7	—	—	—	—
7221	Full-service restaurants .....	455	1 225	5 795	28	11	6	3	4	4	—	—	—	—
72211	Full-service restaurants .....	455	1 225	5 795	28	11	6	3	4	4	—	—	—	—
722110	Full-service restaurants .....	455	1 225	5 795	28	11	6	3	4	4	—	—	—	—
7222	Limited-service eating places .....	544	1 141	5 065	24	5	2	6	8	3	—	—	—	—
72221	Limited-service eating places .....	544	1 141	5 065	24	5	2	6	8	3	—	—	—	—
722211	Limited-service restaurants .....	496	1 052	4 663	19	2	1	6	7	3	—	—	—	—
81	Other services (except public administration) .....	727	2 381	10 256	110	84	20	3	1	1	—	1	—	—
813	Religious, grantmaking, civic, prof & like organizations .....	552	1 667	7 391	60	47	9	1	1	1	—	1	—	—
8131	Religious organizations .....	159	451	1 850	43	34	7	1	1	—	—	—	—	—
81311	Religious organizations .....	159	451	1 850	43	34	7	1	1	—	—	—	—	—
813110	Religious organizations .....	159	451	1 850	43	34	7	1	1	—	—	—	—	—
8134	Civic & social organizations .....	(E)	(D)	(D)	4	2	1	—	—	—	—	1	—	—
81341	Civic & social organizations .....	(E)	(D)	(D)	4	2	1	—	—	—	—	1	—	—
8139	Business, labor, political, like organizations .....	(C)	(D)	(D)	12	10	1	—	—	1	—	—	—	—
81399	Oth similar organizations (exc business, prof, labor, pol) .....	106	276	1 278	6	5	—	—	—	1	—	—	—	—
813990	Oth similar organizations (exc business, prof, labor, pol) .....	106	276	1 278	6	5	—	—	—	1	—	—	—	—
95	Auxiliaries (exc corporate, subsidiary & regional mgt) .....	(A)	(D)	(D)	1	—	1	—	—	—	—	—	—	—
99	Unclassified establishments .....	9	13	228	10	9	1	—	—	—	—	—	—	—
<b>DAVIDSON</b>														
	<b>Total .....</b>	<b>398 547</b>	<b>3 225 350</b>	<b>13 423 112</b>	<b>18 600</b>	<b>8 705</b>	<b>3 722</b>	<b>2 683</b>	<b>2 039</b>	<b>764</b>	<b>514</b>	<b>97</b>	<b>53</b>	<b>23</b>
11	Forestry, fishing, hunting, and agriculture support .....	(A)	(D)	(D)	4	3	—	1	—	—	—	—	—	—
21	Mining .....	228	2 274	7 619	14	4	2	2	6	—	—	—	—	—
212	Mining (except oil & gas) .....	186	1 977	6 407	9	1	1	2	5	—	—	—	—	—
2123	Nonmetallic mineral mining & quarrying .....	(C)	(D)	(D)	8	—	1	2	5	—	—	—	—	—
21231	Stone mining & quarrying .....	129	1 436	4 444	5	—	—	1	4	—	—	—	—	—
212312	Crushed & broken limestone mining & quarrying .....	129	1 436	4 444	5	—	—	1	4	—	—	—	—	—
22	Utilities .....	(E)	(D)	(D)	6	2	—	1	—	2	—	1	—	—
221	Utilities .....	(E)	(D)	(D)	6	2	—	1	—	2	—	1	—	—
2212	Natural gas distribution .....	(E)	(D)	(D)	4	2	—	1	—	—	—	1	—	—
22121	Natural gas distribution .....	(E)	(D)	(D)	4	2	—	1	—	—	—	1	—	—
23	Construction .....	23 108	195 279	875 188	1 217	567	224	183	137	65	33	5	2	1
233	Building, developing & general contracting .....	4 711	151 284	225 657	367	211	68	37	30	14	5	2	—	—
2331	Land subdivision & land development .....	149	1 287	6 087	33	23	6	2	2	—	—	—	—	—
23311	Land subdivision & land development .....	149	1 287	6 087	33	23	6	2	2	—	—	—	—	—
233110	Land subdivision & land development .....	149	1 287	6 087	33	23	6	2	2	—	—	—	—	—
2332	Residential building construction .....	1 365	11 401	48 944	228	158	44	17	6	1	2	—	—	—
23321	Single-family housing construction .....	1 120	8 816	39 272	213	149	42	14	6	1	1	—	—	—
233210	Single-family housing construction .....	1 120	8 816	39 272	213	149	42	14	6	1	1	—	—	—
23322	Multifamily housing construction .....	245	2 585	9 672	15	9	2	3	—	—	1	—	—	—
233220	Multifamily housing construction .....	245	2 585	9 672	15	9	2	3	—	—	1	—	—	—
2333	Nonresidential building construction .....	3 197	38 596	170 626	106	30	18	18	22	13	3	2	—	—
23331	Mfg & industrial building construction .....	495	4 642	21 316	22	8	5	3	4	1	1	—	—	—
233310	Mfg & industrial building construction .....	495	4 642	21 316	22	8	5	3	4	1	1	—	—	—
23332	Commercial & institutional bldg construction ..	2 702	33 954	149 310	84	22	13	15	18	12	2	2	—	—
233320	Commercial & institutional bldg construction ..	2 702	33 954	149 310	84	22	13	15	18	12	2	2	—	—
234	Heavy construction .....	3 748	28 231	138 587	66	15	10	12	10	10	7	1	—	1
2341	Highway, street, bridge & tunnel construction ...	946	7 547	38 746	19	1	5	2	4	4	3	—	—	—
23411	Highway & street construction .....	946	7 547	38 746	19	1	5	2	4	4	3	—	—	—
234110	Highway & street construction .....	946	7 547	38 746	19	1	5	2	4	4	3	—	—	—
2349	Other heavy construction .....	2 802	20 684	99 841	47	14	5	10	6	6	4	1	—	1
23491	Water, sewer & pipeline construction .....	1 046	8 709	37 509	14	3	1	3	—	4	2	1	—	—
234910	Water, sewer & pipeline construction .....	1 046	8 709	37 509	14	3	1	3	—	4	2	1	—	—
23492	Pwr, communication transmsn line construction .....	1 347	8 533	39 231	9	1	1	2	2	1	1	—	—	1
234920	Pwr, communication transmsn line construction .....	1 347	8 533	39 231	9	1	1	2	2	1	1	—	—	1
23499	All other heavy construction .....	(E)	(D)	(D)	23	10	3	4	4	1	1	—	—	—

See footnotes at end of table.

**Table 6. Counties—Employees, Payroll, and Establishments by Industry: 2000—Con.**

[Excludes most government employees, railroad employees, and self-employed persons. Size class 1 to 4 includes establishments with payroll, but no employees, during mid-March pay period. (D) denotes figures withheld to avoid disclosing data for individual companies; the data are included in broader industry totals. Detailed industries with 100 or more employees are shown if industry was not a (D). For explanation of terms, abbreviations, and data reliability/comparability, see introductory text]

NAICS code	Industry	Number of employees for week including March 12	Payroll (\$1,000)		Total number of establishments	Number of establishments by employment-size class										
			First quarter	Annual		1 to 4	5 to 9	10 to 19	20 to 49	50 to 99	100 to 249	250 to 499	500 to 999	1,000 or more		
<b>23</b>	<b>DAVIDSON—Con.</b>															
	<b>Construction—Con.</b>															
235	Special trade contractors	14 649	115 764	510 944	784	341	146	134	97	41	21	2	2			
2351	Plumbing, heating & AC contractor	3 351	27 307	113 949	190	69	38	45	24	11	2		1			
23511	Plumbing, heating & AC contractor	3 351	27 307	113 949	190	69	38	45	24	11	2		1			
235110	Plumbing, heating & AC contractor	3 351	27 307	113 949	190	69	38	45	24	11	2		1			
2352	Painting & wall covering contractors	533	3 374	19 592	49	28	9	6	3	3						
23521	Painting & wall covering contractors	533	3 374	19 592	49	28	9	6	3	3						
235210	Painting & wall covering contractors	533	3 374	19 592	49	28	9	6	3	3						
2353	Electrical contractors	4 751	39 590	175 113	140	50	27	19	20	11	12		1			
23531	Electrical contractors	4 751	39 590	175 113	140	50	27	19	20	11	12		1			
235310	Electrical contractors	4 751	39 590	175 113	140	50	27	19	20	11	12		1			
2354	Masonry, drywall, insulation, tile contractors	1 755	13 039	53 328	101	40	16	21	19	3	1	1				
23541	Masonry & stone contractors	971	7 340	30 315	39	14	8	10	3	2	1	1				
235410	Masonry & stone contractors	971	7 340	30 315	39	14	8	10	3	2	1	1				
23542	Drywall, acoustical & insulation contractors	593	4 419	17 154	45	20	5	6	14							
235420	Drywall, acoustical & insulation contractors	593	4 419	17 154	45	20	5	6	14							
23543	Tile, marble, terrazzo & mosaic contractors	191	1 280	5 859	17	6	3	5	2	1						
235430	Tile, marble, terrazzo & mosaic contractors	191	1 280	5 859	17	6	3	5	2	1						
2355	Carpentry & floor contractors	684	5 513	22 867	99	63	15	13	6	2						
23551	Carpentry contractors	549	4 555	18 316	73	43	14	10	4	2						
235510	Carpentry contractors	549	4 555	18 316	73	43	14	10	4	2						
23552	Floor laying & other floor contractors	135	958	4 551	26	20	1	3	2							
235520	Floor laying & other floor contractors	135	958	4 551	26	20	1	3	2							
2356	Roofing, siding, & sheet metal contractors	1 037	8 537	36 332	45	21	5	7	6	4	1	1				
23561	Roofing, siding, & sheet metal contractors	1 037	8 537	36 332	45	21	5	7	6	4	1	1				
235610	Roofing, siding, & sheet metal contractors	1 037	8 537	36 332	45	21	5	7	6	4	1	1				
2357	Concrete contractors	867	4 988	27 938	39	17	7	4	6	3	2					
23571	Concrete contractors	867	4 988	27 938	39	17	7	4	6	3	2					
235710	Concrete contractors	867	4 988	27 938	39	17	7	4	6	3	2					
2359	Other special trade contractors	1 671	13 416	61 825	121	53	29	19	13	4	3					
23593	Excavation contractors	351	2 446	10 913	36	13	6	3	1							
235930	Excavation contractors	351	2 446	10 913	36	13	6	3	1							
23595	Bldg equip & oth mach installation contractor	325	3 330	13 925	15	5	2	2	4	1	1					
235950	Bldg equip & oth mach installation contractor	325	3 330	13 925	15	5	2	2	4	1	1					
23599	All other special trade contractors	812	6 063	29 149	51	25	11	7	5	1	2					
235990	All other special trade contractors	812	6 063	29 149	51	25	11	7	5	1	2					
<b>31-33</b>	<b>Manufacturing</b>	<b>31 538</b>	<b>323 512</b>	<b>1 225 503</b>	<b>688</b>	<b>207</b>	<b>121</b>	<b>118</b>	<b>121</b>	<b>52</b>	<b>46</b>	<b>13</b>	<b>6</b>	<b>207</b>	<b>4</b>	
311	Food mfg	2 462	19 084	75 484	43	13	5	5	6	7	5	1	1			
3111	Animal food mfg	104	1 135	4 486	4	1	1		1	1						
31111	Animal food mfg	104	1 135	4 486	4	1	1		1	1						
311119	Other animal food mfg	104	1 135	4 486	4	1	1		1	1						
3113	Sugar & confectionery product mfg	(C)	(D)	(D)	5	2		1		2						
3115	Dairy product mfg	(F)	(D)	(D)	3					2						
31151	Dairy product (exc frozen) mfg	(F)	(D)	(D)	3					2						
3116	Animal slaughtering & processing	400	3 524	10 406	8	2	1	1	1	1	2					
31161	Animal slaughtering & processing	400	3 524	10 406	8	2	1	1	1	1	2					
3118	Bakeries & tortilla mfg	546	4 342	17 511	15	5	3	2	3		2					
31181	Bread & bakery product mfg	(E)	(D)	(D)	14	5	3	2	3		1					
31182	Cookie, cracker & pasta mfg	(C)	(D)	(D)	1						1					
3119	Other food mfg	542	3 925	15 255	8	3		1	1	1	1	1				
31191	Snack food mfg	(C)	(D)	(D)	2	1					1					
31194	Seasoning & dressing mfg	(E)	(D)	(D)	3			1	1		1					
312	Beverage & tobacco product mfg	720	10 627	34 966	6	1	1			1	2	1				
3121	Beverage mfg	(E)	(D)	(D)	5	1	1			1	2					
31211	Soft drink & ice mfg	(E)	(D)	(D)	4	1	1				2					
3122	Tobacco mfg	(E)	(D)	(D)	1							1				
31222	Tobacco product mfg	(E)	(D)	(D)	1							1				
313	Textile mills	1 656	17 025	72 235	7				1	4			2			
3131	Fiber, yarn & thread mills	(C)	(D)	(D)	2				1	1						
31311	Fiber, yarn & thread mills	(C)	(D)	(D)	2				1	1						
3132	Fabric mills	(G)	(D)	(D)	2								2			
31323	Nonwoven fabric mills	(G)	(D)	(D)	2								2			
3133	Textile, fabric finishing, fabric coating mills	(C)	(D)	(D)	3					3						
31331	Textile & fabric finishing mills	(C)	(D)	(D)	2					2						
314	Textile product mills	1 197	6 413	27 487	25	11	4	2	2	2	3	1				
3141	Textile furnishings mills	678	3 396	15 315	10	5	2	1			1	1				
31411	Carpet & rug mills	(C)	(D)	(D)	2	1					1					
31412	Curtain & linen mills	(F)	(D)	(D)	8	4	2	1				1				
3149	Other textile product mills	519	3 017	12 172	15	6	2	1	2	2	2					
31491	Textile bag & canvas mills	(C)	(D)	(D)	4	2			1	1						
31499	All other textile product mills	(E)	(D)	(D)	11	4	2	1	1	1	2					
314999	All other miscellaneous textile product mills	396	2 196	8 777	10	4	1	1	1	1	2					
315	Apparel manufacturing	103	464	1 989	10	2	3	3	2							
316	Leather & allied product mfg	(E)	(D)	(D)	3	1	1					1				
3162	Footwear mfg	(E)	(D)	(D)	1							1				
31621	Footwear mfg	(E)	(D)	(D)	1							1				

See footnotes at end of table.

**Table 6. Counties—Employees, Payroll, and Establishments by Industry: 2000—Con.**

[Excludes most government employees, railroad employees, and self-employed persons. Size class 1 to 4 includes establishments with payroll, but no employees, during mid-March pay period. (D) denotes figures withheld to avoid disclosing data for individual companies; the data are included in broader industry totals. Detailed industries with 100 or more employees are shown if industry was not a (D). For explanation of terms, abbreviations, and data reliability/comparability, see introductory text]

NAICS code	Industry	Number of employees for week including March 12	Payroll (\$1,000)		Total number of establishments	Number of establishments by employment-size class									
			First quarter	Annual		1 to 4	5 to 9	10 to 19	20 to 49	50 to 99	100 to 249	250 to 499	500 to 999	1,000 or more	
<b>DAVIDSON—Con.</b>															
<b>31-33 Manufacturing—Con.</b>															
321	Wood product mfg .....	826	6 172	25 856	19	9	3	2	1	—	3	1	—	—	
3212	Veneer, plywood & engineered wood product mfg .....	(C)	(D)	(D)	3	2	—	—	—	—	1	—	—	—	
32121	Veneer, plywood & engineered wood product mfg .....	(C)	(D)	(D)	3	2	—	—	—	—	1	—	—	—	
3219	Other wood product mfg .....	(F)	(D)	(D)	14	6	2	2	1	—	2	1	—	—	
32191	Millwork .....	524	3 750	14 512	8	3	—	2	1	—	1	1	—	—	
32199	All other wood product mfg .....	(C)	(D)	(D)	3	2	—	—	—	—	1	—	—	—	
322	Paper mfg .....	852	6 963	28 270	15	1	3	3	3	2	2	1	—	—	
3222	Converted paper product mfg .....	852	6 963	28 270	15	1	3	3	3	2	2	1	—	—	
32221	Paperboard container mfg .....	(E)	(D)	(D)	6	—	1	2	2	—	1	—	—	—	
322211	Corrugated & solid fiber box mfg .....	243	2 483	9 814	5	—	—	2	2	—	1	—	—	—	
32222	Paper bag & coated & treated paper mfg .....	381	2 571	10 444	6	1	1	1	1	1	—	1	—	—	
32223	Stationery product mfg .....	(C)	(D)	(D)	2	—	—	—	—	—	1	—	—	—	
323	Printing & related support activities .....	4 808	42 794	171 258	160	45	36	29	32	7	6	5	—	—	
3231	Printing & related support activities .....	4 808	42 794	171 258	160	45	36	29	32	7	6	5	—	—	
32311	Printing .....	3 503	29 938	119 993	129	39	30	24	23	6	4	3	—	—	
323110	Commercial lithographic printing .....	2 506	22 453	88 619	65	18	12	10	13	6	4	2	—	—	
323113	Commercial screen printing .....	437	2 629	10 651	17	5	5	4	2	—	—	1	—	—	
323114	Quick printing .....	190	1 373	5 971	24	10	7	5	2	—	—	—	—	—	
32312	Printing support activities .....	1 305	12 856	51 265	31	6	6	5	9	1	2	2	—	—	
323121	Tradebinding & related work .....	818	7 655	27 650	13	4	3	2	1	—	1	2	—	—	
323122	Prepress services .....	487	5 201	23 615	18	2	3	3	8	1	1	—	—	—	
325	Chemical mfg .....	951	9 014	38 910	32	9	3	12	3	1	4	—	—	—	
3251	Basic chemical mfg .....	276	3 305	13 825	6	3	—	—	2	—	1	—	—	—	
32518	Other basic inorganic chemical mfg .....	(E)	(D)	(D)	3	1	—	—	1	—	1	—	—	—	
3259	Other chemical product & preparation mfg .....	454	4 277	18 911	14	3	2	6	—	—	3	—	—	—	
32599	All other chemical product & preparation mfg .....	357	3 348	15 147	4	1	—	—	—	—	3	—	—	—	
326	Plastics & rubber products mfg .....	1 050	7 598	32 623	30	8	4	7	7	1	2	1	—	—	
3261	Plastics product mfg .....	948	6 818	29 362	23	5	3	6	5	1	2	1	—	—	
32613	Laminated plastics plate, sheet & shape mfg .....	(C)	(D)	(D)	1	—	—	—	—	—	1	—	—	—	
32614	Polystyrene foam product mfg .....	223	1 574	5 873	3	—	—	2	—	—	1	—	—	—	
326140	Polystyrene foam product mfg .....	223	1 574	5 873	3	—	—	2	—	—	1	—	—	—	
32619	Other plastics product mfg .....	486	3 082	14 213	13	3	2	2	4	1	—	1	—	—	
3262	Rubber product mfg .....	102	780	3 261	7	3	1	1	2	—	—	—	—	—	
327	Nonmetallic mineral product mfg .....	2 496	47 804	138 581	27	8	4	3	5	2	4	—	—	1	
3272	Glass & glass product mfg .....	1 876	42 443	113 259	6	3	—	—	—	—	2	—	—	1	
32721	Glass & glass product mfg .....	1 876	42 443	113 259	6	3	—	—	—	—	2	—	—	1	
3273	Cement & concrete product mfg .....	560	4 981	23 768	16	4	2	2	4	2	2	—	—	—	
32732	Ready-mix concrete mfg .....	(E)	(D)	(D)	9	2	2	2	2	—	1	—	—	—	
32739	Other concrete product mfg .....	283	2 809	15 310	5	1	—	—	1	2	1	—	—	—	
327390	Other concrete product mfg .....	283	2 809	15 310	5	1	—	—	1	2	1	—	—	—	
331	Primary metal mfg .....	219	2 441	11 065	7	2	1	1	2	—	1	—	—	—	
3312	Steel product mfg from purchased steel .....	(C)	(D)	(D)	1	—	—	—	—	—	1	—	—	—	
33122	Rolling & drawing of purchased steel .....	(C)	(D)	(D)	1	—	—	—	—	—	1	—	—	—	
332	Fabricated metal product mfg .....	3 228	24 689	102 031	82	21	11	12	23	8	6	—	1	—	
3321	Forging & stamping .....	202	2 172	7 070	3	—	—	—	—	3	—	—	—	—	
33211	Forging & stamping .....	202	2 172	7 070	3	—	—	—	—	3	—	—	—	—	
3323	Architectural & structural metals mfg .....	917	6 690	26 881	20	3	3	5	4	3	2	—	—	—	
33231	Plate work & fabricated structural prod mfg .....	178	1 348	6 100	11	1	2	5	3	—	—	—	—	—	
332312	Fabricated structural metal mfg .....	123	1 050	4 808	8	1	2	3	2	—	—	—	—	—	
33232	Ornamental & architectural metal prod mfg .....	739	5 342	20 781	9	2	1	—	1	3	2	—	—	—	
332322	Sheet metal work mfg .....	326	2 103	8 795	4	—	1	—	1	1	1	—	—	—	
332323	Ornamental & architectural metal work mfg .....	413	3 239	11 986	5	2	—	—	—	2	1	—	—	—	
3324	Boiler, tank & shipping container mfg .....	(F)	(D)	(D)	2	1	—	—	—	—	—	—	1	—	
33243	Light gauge metal container mfg .....	(F)	(D)	(D)	2	1	—	—	—	—	—	—	1	—	
3326	Spring & wire product mfg .....	444	2 720	9 591	9	1	1	2	2	1	2	—	—	—	
33261	Spring & wire product mfg .....	444	2 720	9 591	9	1	1	2	2	1	2	—	—	—	
3327	Mach shops, turn prod, screw, nut, bolt mfg .....	442	4 019	17 331	21	9	3	1	6	1	1	—	—	—	
33271	Machine shops .....	256	2 537	11 033	18	9	3	1	4	1	—	—	—	—	
332710	Machine shops .....	256	2 537	11 033	18	9	3	1	4	1	—	—	—	—	
33272	Turned product & screw, nut & bolt mfg .....	186	1 482	6 298	3	—	—	—	2	—	1	—	—	—	
332722	Bolt, nut, screw, rivet & washer mfg .....	186	1 482	6 298	3	—	—	—	2	—	1	—	—	—	
3328	Coating, engrave, heat treating & oth activity .....	484	3 031	13 603	17	5	1	2	8	—	1	—	—	—	
33281	Coating, engrave, heat treating & oth activity .....	484	3 031	13 603	17	5	1	2	8	—	1	—	—	—	
332812	Metal coating, engraving & allied services .....	291	1 746	7 371	7	2	1	1	2	—	1	—	—	—	
3329	Other fabricated metal product mfg .....	(C)	(D)	(D)	8	2	1	2	3	—	—	—	—	—	
33299	All other fabricated metal product mfg .....	(C)	(D)	(D)	7	1	1	2	3	—	—	—	—	—	
333	Machinery mfg .....	2 037	25 999	107 913	44	15	7	8	8	1	3	1	1	—	
3332	Industrial machinery mfg .....	127	1 349	4 261	8	1	2	3	2	—	—	—	—	—	
3333	Commercial & service industry machinery mfg ..	294	2 457	10 590	5	1	—	2	1	—	1	—	—	—	
33331	Commercial & service industry machinery mfg .....	294	2 457	10 590	5	1	—	2	1	—	1	—	—	—	
3335	Metalworking machinery mfg .....	1 407	20 508	86 844	20	7	2	2	5	1	1	1	1	—	
33351	Metalworking machinery mfg .....	1 407	20 508	86 844	20	7	2	2	5	1	1	1	1	—	
333514	Special die, tool, die set, jig & fixture mfg ..	218	2 705	12 272	11	4	—	2	4	1	—	—	—	—	
3339	Other general purpose machinery mfg .....	192	1 594	5 760	7	4	1	1	—	—	1	—	—	—	
33399	All other general purpose machinery mfg .....	(C)	(D)	(D)	3	2	—	—	—	—	1	—	—	—	

See footnotes at end of table.



**Table 6. Counties—Employees, Payroll, and Establishments by Industry: 2000—Con.**

[Excludes most government employees, railroad employees, and self-employed persons. Size class 1 to 4 includes establishments with payroll, but no employees, during mid-March pay period. (D) denotes figures withheld to avoid disclosing data for individual companies; the data are included in broader industry totals. Detailed industries with 100 or more employees are shown if industry was not a (D). For explanation of terms, abbreviations, and data reliability/comparability, see introductory text]

NAICS code	Industry	Number of employees for week including March 12	Payroll (\$1,000)		Total number of establishments	Number of establishments by employment-size class								
			First quarter	Annual		1 to 4	5 to 9	10 to 19	20 to 49	50 to 99	100 to 249	250 to 499	500 to 999	1,000 or more
<b>DAVIDSON—Con.</b>														
<b>31-33 Manufacturing—Con.</b>														
334	Computer & electronic product mfg . . . . .	489	9 776	29 516	27	10	3	7	4	3	—	—	—	—
3341	Computer & peripheral equipment mfg . . . . .	155	5 911	7 198	5	1	—	2	1	1	—	—	—	—
33411	Computer & peripheral equipment mfg . . . . .	155	5 911	7 198	5	1	—	2	1	1	—	—	—	—
3346	Mfg & reproducing magnetic & optical media . . .	198	1 799	6 769	13	4	2	4	2	1	—	—	—	—
33461	Mfg & reproducing magnetic & optical media . . .	198	1 799	6 769	13	4	2	4	2	1	—	—	—	—
335	Electrical equip, appliance & component mfg . . . . .	459	4 166	19 580	14	3	2	4	2	2	1	—	—	—
3353	Electrical equipment mfg . . . . .	190	2 034	10 445	7	1	1	3	—	2	—	—	—	—
33531	Electrical equipment mfg . . . . .	190	2 034	10 445	7	1	1	3	—	2	—	—	—	—
3359	Other electrical equipment & component mfg . . .	(C)	(D)	(D)	5	2	—	1	1	—	1	—	—	—
33592	Communication & energy wire & cable mfg . . .	(C)	(D)	(D)	1	—	—	—	—	—	1	—	—	—
336	Transportation equipment mfg . . . . .	4 579	58 698	204 590	23	4	5	5	2	3	1	—	1	2
3361	Motor vehicle mfg . . . . .	(G)	(D)	(D)	2	1	—	—	—	—	—	—	—	1
33612	Heavy duty truck mfg . . . . .	(G)	(D)	(D)	1	—	—	—	—	—	—	—	—	1
3362	Motor vehicle body & trailer mfg . . . . .	(C)	(D)	(D)	1	—	—	—	—	—	1	—	—	—
33621	Motor vehicle body & trailer mfg . . . . .	(C)	(D)	(D)	1	—	—	—	—	—	1	—	—	—
3363	Motor vehicle parts mfg . . . . .	1 228	10 621	41 734	14	1	5	4	1	2	—	—	1	—
33631	Motor vehicle gas engine & engine parts mfg .	(C)	(D)	(D)	3	—	1	—	—	2	—	—	—	—
33639	Other motor vehicle parts mfg . . . . .	(F)	(D)	(D)	4	1	—	2	—	—	—	—	1	—
3364	Aerospace product & parts mfg . . . . .	(G)	(D)	(D)	2	1	—	—	—	—	—	—	—	1
33641	Aerospace product & parts mfg . . . . .	(G)	(D)	(D)	2	1	—	—	—	—	—	—	—	1
337	Furniture & related product mfg . . . . .	1 971	13 935	59 583	43	15	5	6	10	5	1	—	—	1
3371	HH & institutional furniture & kitchen cabinet mfg . . . . .	477	3 166	12 610	29	14	5	3	5	1	1	—	—	—
33711	Wood kitchen cabinet & countertop mfg . . . . .	300	1 930	8 159	18	8	4	2	3	—	1	—	—	—
337110	Wood kitchen cabinet & countertop mfg . . . . .	300	1 930	8 159	18	8	4	2	3	—	1	—	—	—
33712	Household & institutional furniture mfg . . . . .	177	1 236	4 451	11	6	1	1	2	1	—	—	—	—
337127	Institutional furniture mfg . . . . .	109	853	2 983	3	—	1	—	1	1	—	—	—	—
3372	Office furniture (including fixtures) mfg . . . . .	1 271	9 157	40 991	9	1	—	2	3	2	—	—	—	1
33721	Office furniture (including fixtures) mfg . . . . .	1 271	9 157	40 991	9	1	—	2	3	2	—	—	—	1
3379	Other furniture related product mfg . . . . .	223	1 612	5 982	5	—	—	1	2	2	—	—	—	—
33791	Mattress mfg . . . . .	223	1 612	5 982	5	—	—	1	2	2	—	—	—	—
337910	Mattress mfg . . . . .	223	1 612	5 982	5	—	—	1	2	2	—	—	—	—
339	Miscellaneous mfg . . . . .	1 160	8 215	34 333	66	25	20	8	8	3	2	—	—	—
3391	Medical equipment & supplies mfg . . . . .	188	1 346	5 761	22	9	7	4	2	—	—	—	—	—
33911	Medical equipment & supplies mfg . . . . .	188	1 346	5 761	22	9	7	4	2	—	—	—	—	—
339116	Dental laboratories . . . . .	101	668	2 819	15	7	5	2	1	—	—	—	—	—
3399	Other miscellaneous mfg . . . . .	972	6 869	28 572	44	16	13	4	6	3	2	—	—	—
33995	Sign mfg . . . . .	345	2 265	10 028	18	5	6	2	4	—	1	—	—	—
339950	Sign mfg . . . . .	345	2 265	10 028	18	5	6	2	4	—	1	—	—	—
33999	All other misc mfg . . . . .	595	4 411	17 762	17	6	3	2	2	3	1	—	—	—
<b>42</b>	<b>Wholesale trade . . . . .</b>	<b>26 925</b>	<b>267 924</b>	<b>1 096 944</b>	<b>1 352</b>	<b>503</b>	<b>310</b>	<b>245</b>	<b>192</b>	<b>60</b>	<b>31</b>	<b>9</b>	<b>1</b>	<b>1</b>
421	Wholesale trade, durable goods . . . . .	16 015	169 765	697 820	973	356	235	177	143	42	15	5	—	—
4211	Motor vehicle, motor vehicle pt & supply whsle .	3 254	31 191	117 758	115	41	29	16	16	6	4	3	—	—
42111	Automobile & other motor vehicle whsle . . . . .	1 316	11 455	49 591	31	9	6	3	7	2	3	1	—	—
421110	Automobile & other motor vehicle whsle . . . . .	1 316	11 455	49 591	31	9	6	3	7	2	3	1	—	—
42112	Motor vehicle supplies & new parts whsle . . . . .	1 324	9 078	34 606	63	24	19	11	4	3	1	1	—	—
421120	Motor vehicle supplies & new parts whsle . . . . .	1 324	9 078	34 606	63	24	19	11	4	3	1	1	—	—
42113	Tire & tube whsle . . . . .	553	10 363	32 180	11	3	—	2	4	1	—	1	—	—
421130	Tire & tube whsle . . . . .	553	10 363	32 180	11	3	—	2	4	1	—	1	—	—
4212	Furniture & home furnishing whsle . . . . .	361	3 531	14 950	32	10	10	7	4	1	—	—	—	—
42121	Furniture whsle . . . . .	162	1 491	6 830	11	5	2	1	2	1	—	—	—	—
421210	Furniture whsle . . . . .	162	1 491	6 830	11	5	2	1	2	1	—	—	—	—
42122	Home furnishing whsle . . . . .	199	2 040	8 120	21	5	8	6	2	—	—	—	—	—
421220	Home furnishing whsle . . . . .	199	2 040	8 120	21	5	8	6	2	—	—	—	—	—
4213	Lumber & other construction materials whsle . . .	891	9 042	37 711	65	25	16	11	8	4	1	—	—	—
42131	Lumber, plywood, millwork & wood panel whsle . . . . .	483	4 666	17 514	32	16	3	4	5	4	—	—	—	—
421310	Lumber, plywood, millwork & wood panel whsle . . . . .	483	4 666	17 514	32	16	3	4	5	4	—	—	—	—
42132	Brick & related construction material whsle . . .	119	1 250	4 951	10	3	4	1	2	—	—	—	—	—
421320	Brick & related construction material whsle . . .	119	1 250	4 951	10	3	4	1	2	—	—	—	—	—
42133	Roofing, siding & insulation material whsle . . .	219	2 640	12 618	16	4	6	5	—	—	1	—	—	—
421330	Roofing, siding & insulation material whsle . . .	219	2 640	12 618	16	4	6	5	—	—	1	—	—	—
4214	Professional & commercial equip & supp whsle .	3 262	39 010	160 386	162	58	28	34	26	12	3	1	—	—
42141	Photographic equipment & supplies whsle . . .	110	1 178	5 313	8	1	3	3	—	1	—	—	—	—
421410	Photographic equipment & supplies whsle . . .	110	1 178	5 313	8	1	3	3	—	1	—	—	—	—
42142	Office equipment whsle . . . . .	928	10 011	40 264	25	5	6	4	6	2	1	1	—	—
421420	Office equipment whsle . . . . .	928	10 011	40 264	25	5	6	4	6	2	1	1	—	—
42143	Computer & peripheral equip & software whsle . . . . .	918	13 635	55 203	45	17	6	14	6	—	2	—	—	—
421430	Computer & peripheral equip & software whsle . . . . .	918	13 635	55 203	45	17	6	14	6	—	2	—	—	—
42144	Other commercial equipment whsle . . . . .	468	4 445	17 321	30	11	6	6	3	4	—	—	—	—
421440	Other commercial equipment whsle . . . . .	468	4 445	17 321	30	11	6	6	3	4	—	—	—	—
42145	Medical, dental, hospital equip & supp whsle .	554	6 666	30 275	40	18	5	6	9	2	—	—	—	—
421450	Medical, dental, hospital equip & supp whsle . . . . .	554	6 666	30 275	40	18	5	6	9	2	—	—	—	—
42146	Ophthalmic goods whsle . . . . .	141	911	3 699	5	2	—	1	—	2	—	—	—	—
421460	Ophthalmic goods whsle . . . . .	141	911	3 699	5	2	—	1	—	2	—	—	—	—
42149	Oth professional equipment & supplies whsle .	143	2 164	8 311	9	4	2	—	2	1	—	—	—	—
421490	Oth professional equipment & supplies whsle . . . . .	143	2 164	8 311	9	4	2	—	2	1	—	—	—	—
4215	Metal & mineral (except petroleum) whsle . . . .	871	9 103	36 014	49	8	14	11	13	2	1	—	—	—
42151	Metal service centers & offices whsle . . . . .	(F)	(D)	(D)	46	8	11	11	13	2	1	—	—	—

See footnotes at end of table.

**Table 6. Counties—Employees, Payroll, and Establishments by Industry: 2000—Con.**

[Excludes most government employees, railroad employees, and self-employed persons. Size class 1 to 4 includes establishments with payroll, but no employees, during mid-March pay period. (D) denotes figures withheld to avoid disclosing data for individual companies; the data are included in broader industry totals. Detailed industries with 100 or more employees are shown if industry was not a (D). For explanation of terms, abbreviations, and data reliability/comparability, see introductory text]

NAICS code	Industry	Number of employees for week including March 12	Payroll (\$1,000)		Total number of establishments	Number of establishments by employment-size class											
			First quarter	Annual		1 to 4	5 to 9	10 to 19	20 to 49	50 to 99	100 to 249	250 to 499	500 to 999	1,000 or more			
<b>42</b>	<b>DAVIDSON—Con.</b>																
	<b>Wholesale trade—Con.</b>																
421	Wholesale trade, durable goods—Con.																
4216	Electrical goods whsle . . . . .	1 807	20 958	83 450	136	51	33	28	18	4	2						
42161	Elec equip, wiring supp, const material whsle . . . . .	785	8 441	35 210	62	20	15	15	10	2							
421610	Elec equip, wiring supp, const material whsle . . . . .	785	8 441	35 210	62	20	15	15	10	2							
42169	Other electronic parts & equipment whsle . . . . .	937	11 786	43 512	58	22	14	10	8	2							
421690	Other electronic parts & equipment whsle . . . . .	937	11 786	43 512	58	22	14	10	8	2							
4217	Hardware, plumb & heating equip & sup whsle . . . . .	1 427	13 701	67 616	94	28	30	17	16	2			1				
42171	Hardware whsle . . . . .	486	4 235	17 982	39	10	14	8	6	1							
421710	Hardware whsle . . . . .	486	4 235	17 982	39	10	14	8	6	1							
42172	Plumbing & heating equipment & supplies whsle . . . . .	434	4 025	26 761	22	7	7	5	2								
421720	Plumbing & heating equipment & supplies whsle . . . . .	434	4 025	26 761	22	7	7	5	2								
42173	Warm air heating & AC equip & supplies whsle . . . . .	478	5 206	21 869	27	7	7	4	8	1							
421730	Warm air heating & AC equip & supplies whsle . . . . .	478	5 206	21 869	27	7	7	4	8	1							
4218	Machinery, equipment & supplies whsle . . . . .	2 393	23 737	99 062	219	81	61	41	32	4							
42181	Const & mining (exc petroleum) equip whsle . . . . .	285	3 173	12 557	19	6	4	4	5								
421810	Const & mining (exc petroleum) equip whsle . . . . .	285	3 173	12 557	19	6	4	4	5								
42182	Farm & garden machinery & equipment whsle . . . . .	106	987	4 195	8	3	2	1	2								
421820	Farm & garden machinery & equipment whsle . . . . .	106	987	4 195	8	3	2	1	2								
42183	Industrial machinery & equipment whsle . . . . .	1 148	11 970	50 396	102	35	26	26	12	3							
421830	Industrial machinery & equipment whsle . . . . .	1 148	11 970	50 396	102	35	26	26	12	3							
42184	Industrial supplies whsle . . . . .	485	4 573	18 551	47	18	16	3	9	1							
421840	Industrial supplies whsle . . . . .	485	4 573	18 551	47	18	16	3	9	1							
42185	Service establishment equip & supplies whsle . . . . .	210	1 689	7 690	32	15	11	5	1								
421850	Service establishment equip & supplies whsle . . . . .	210	1 689	7 690	32	15	11	5	1								
42186	Transportation equip, supplies (exc MV) whsle . . . . .	159	1 345	5 673	11	4	2	2	3								
421860	Transportation equip, supplies (exc MV) whsle . . . . .	159	1 345	5 673	11	4	2	2	3								
4219	Miscellaneous durable goods whsle . . . . .	1 749	19 492	80 873	101	54	14	12	10	7	4						
42191	Sporting & recreational goods & supply whsle . . . . .	107	806	3 713	11	6	1	2	2								
421910	Sporting & recreational goods & supply whsle . . . . .	107	806	3 713	11	6	1	2	2								
42193	Recyclable material whsle . . . . .	258	2 078	7 956	12	6	3	1	1								
421930	Recyclable material whsle . . . . .	258	2 078	7 956	12	6	3	1	1								
42199	Other miscellaneous durable goods whsle . . . . .	1 249	15 855	66 101	59	31	7	7	4	7	3						
421990	Other miscellaneous durable goods whsle . . . . .	1 249	15 855	66 101	59	31	7	7	4	7	3						
422	Wholesale trade, nondurable goods . . . . .	10 910	98 159	399 124	379	147	75	68	49	18	16	4	1	1			
4221	Paper & paper product whsle . . . . .	906	10 505	42 480	41	12	9	6	10	2							
42211	Printing & writing paper whsle . . . . .	222	2 726	11 516	7	1	1	2	2								
422110	Printing & writing paper whsle . . . . .	222	2 726	11 516	7	1	1	2	2								
42212	Stationery & office supplies whsle . . . . .	420	4 410	17 541	23	7	6	2	6	2							
422120	Stationery & office supplies whsle . . . . .	420	4 410	17 541	23	7	6	2	6	2							
42213	Industrial & personal service paper whsle . . . . .	264	3 369	13 423	11	4	2	2	2								
422130	Industrial & personal service paper whsle . . . . .	264	3 369	13 423	11	4	2	2	2								
4222	Drugs & druggists' sundries whsle . . . . .	353	2 966	16 918	18	6	4	2	3	2	1						
42221	Drugs & druggists' sundries whsle . . . . .	353	2 966	16 918	18	6	4	2	3	2	1						
422210	Drugs & druggists' sundries whsle . . . . .	353	2 966	16 918	18	6	4	2	3	2	1						
4223	Apparel, piece goods & notions whsle . . . . .	980	7 383	32 415	42	19	10	5	5				2	1			
42232	Men's & boys' clothing & furnishings whsle . . . . .	538	3 648	16 090	14	4	3	3	2				1	1			
422320	Men's & boys' clothing & furnishings whsle . . . . .	538	3 648	16 090	14	4	3	3	2				1	1			
42234	Footwear whsle . . . . .	359	3 267	14 037	9	3	2		3								
422340	Footwear whsle . . . . .	359	3 267	14 037	9	3	2		3								
4224	Grocery & related product whsle . . . . .	3 291	28 806	115 203	87	27	14	21	11	6	6	1	1	1	1		
42241	General line grocery whsle . . . . .	1 638	16 031	64 150	14	2		2	6	1	1	1	1	1			
422410	General line grocery whsle . . . . .	1 638	16 031	64 150	14	2		2	6	1	1	1	1	1			
42242	Packaged frozen food whsle . . . . .	157	1 382	5 074	9	3	3	2									
422420	Packaged frozen food whsle . . . . .	157	1 382	5 074	9	3	3	2									
42243	Dairy product (exc dried or canned) whsle . . . . .	147	962	4 437	9	3	1	3	1	1							
422430	Dairy product (exc dried or canned) whsle . . . . .	147	962	4 437	9	3	1	3	1	1							
42245	Confectionery whsle . . . . .	(C)	(D)	(D)	3	1	1										
42247	Meat & meat product whsle . . . . .	102	840	3 377	11	4	1	6									
422470	Meat & meat product whsle . . . . .	102	840	3 377	11	4	1	6									
42248	Fresh fruit & vegetable whsle . . . . .	350	3 080	12 644	15	4	4	2	2	2	1						
422480	Fresh fruit & vegetable whsle . . . . .	350	3 080	12 644	15	4	4	2	2	2	1						
42249	Other grocery & related products whsle . . . . .	630	4 067	17 678	21	8	3	5	2	1	2						
422490	Other grocery & related products whsle . . . . .	630	4 067	17 678	21	8	3	5	2	1	2						
4226	Chemical & allied products whsle . . . . .	477	5 423	21 939	44	18	10	11	3	2							
42269	Other chemical & allied products whsle . . . . .	393	4 590	17 878	30	9	8	9	2	2							
422690	Other chemical & allied products whsle . . . . .	393	4 590	17 878	30	9	8	9	2	2							
4227	Petroleum & petroleum products whsle . . . . .	(E)	(D)	(D)	24	11	7	3	1	1	1						
42271	Petroleum bulk stations & terminals . . . . .	345	2 597	10 956	12	5	4	1		1	1						
422710	Petroleum bulk stations & terminals . . . . .	345	2 597	10 956	12	5	4	1		1	1						
42272	Petroleum prod whsle (exc bulk sta, terminals) . . . . .	(C)	(D)	(D)	12	6	3	2	1								
4228	Beer, wine, distilled alcoholic beverage whsle . . . . .	622	6 846	30 566	9		1	2	3	1	2						
42281	Beer & ale whsle . . . . .	(E)	(D)	(D)	3			1			2						
42282	Wine & distilled alcoholic beverage whsle . . . . .	(C)	(D)	(D)	6		1	3	1								

See footnotes at end of table.

Table 6. Counties—Employees, Payroll, and Establishments by Industry: 2000—Con.

[Excludes most government employees, railroad employees, and self-employed persons. Size class 1 to 4 includes establishments with payroll, but no employees, during mid-March pay period. (D) denotes figures withheld to avoid disclosing data for individual companies; the data are included in broader industry totals. Detailed industries with 100 or more employees are shown if industry was not a (D). For explanation of terms, abbreviations, and data reliability/comparability, see introductory text]

NAICS code	Industry	Number of employees for week including March 12	Payroll (\$1,000)		Total number of establishments	Number of establishments by employment-size class																				
			First quarter	Annual		1 to 4	5 to 9	10 to 19	20 to 49	50 to 99	100 to 249	250 to 499	500 to 999	1,000 or more												
<b>DAVIDSON—Con.</b>																										
<b>42 Wholesale trade—Con.</b>																										
Wholesale trade, nondurable goods—Con.																										
4229	Miscellaneous nondurable goods whsle .....	3 825	32 493	123 133	111	52	19	18	13	4	2	2	—	1												
42291	Farm supplies whsle .....	572	6 472	18 569	13	3	2	6	1	—	—	1	—	—												
422910	Farm supplies whsle .....	572	6 472	18 569	13	3	2	6	1	—	—	1	—	—												
42292	Book, periodical & newspaper whsle .....	2 760	22 413	87 976	34	14	4	2	8	2	2	1	—	1												
422920	Book, periodical & newspaper whsle .....	2 760	22 413	87 976	34	14	4	2	8	2	2	1	—	1												
42293	Flower, nursery stock, florists' supplies whsle .....	110	610	2 403	14	5	4	4	1	—	—	—	—	—												
422930	Flower, nursery stock, florists' supplies whsle .....	110	610	2 403	14	5	4	4	1	—	—	—	—	—												
42299	Other miscellaneous nondurable goods whsle .....	255	1 981	9 924	37	24	5	4	3	1	—	—	—	—												
422990	Other miscellaneous nondurable goods whsle .....	255	1 981	9 924	37	24	5	4	3	1	—	—	—	—												
<b>44-45 Retail trade .....</b>														<b>44 038</b>	<b>228 643</b>	<b>976 185</b>	<b>2 919</b>	<b>1 175</b>	<b>809</b>	<b>472</b>	<b>272</b>	<b>105</b>	<b>77</b>	<b>8</b>	<b>1</b>	<b>—</b>
441	Motor vehicle & parts dealers .....	6 723	56 500	245 477	335	124	69	75	27	23	16	1	—	—												
4411	Automobile dealers .....	4 377	41 448	181 702	149	81	16	9	10	16	16	1	—	—												
44111	New car dealers .....	3 797	38 083	167 975	53	8	3	2	9	16	14	1	—	—												
441110	New car dealers .....	3 797	38 083	167 975	53	8	3	2	9	16	14	1	—	—												
44112	Used car dealers .....	580	3 365	13 727	96	73	13	7	1	—	2	—	—	—												
441120	Used car dealers .....	580	3 365	13 727	96	73	13	7	1	—	2	—	—	—												
4412	Other motor vehicle dealers .....	356	2 511	11 693	34	11	9	9	5	—	—	—	—	—												
44122	Motorcycle & boat & other MV dealers .....	283	1 722	8 342	28	10	8	6	4	—	—	—	—	—												
441221	Motorcycle dealers .....	177	1 065	5 190	10	2	2	2	4	—	—	—	—	—												
4413	Automotive parts, accessories & tire stores .....	1 990	12 541	52 082	152	32	44	57	12	7	—	—	—	—												
44131	Automotive parts, accessories & tire stores .....	1 491	9 208	37 868	99	23	25	34	10	7	—	—	—	—												
441310	Automotive parts, accessories & tire stores .....	1 491	9 208	37 868	99	23	25	34	10	7	—	—	—	—												
44132	Tire dealers .....	499	3 333	14 214	53	9	19	23	2	—	—	—	—	—												
441320	Tire dealers .....	499	3 333	14 214	53	9	19	23	2	—	—	—	—	—												
442	Furniture & home furnishing stores .....	1 816	11 689	53 590	195	97	42	30	21	4	1	—	—	—												
4421	Furniture stores .....	942	6 636	29 890	80	33	21	10	13	2	1	—	—	—												
44211	Furniture stores .....	942	6 636	29 890	80	33	21	10	13	2	1	—	—	—												
442110	Furniture stores .....	942	6 636	29 890	80	33	21	10	13	2	1	—	—	—												
4422	Home furnishings stores .....	874	5 053	23 700	115	64	21	20	8	2	—	—	—	—												
44221	Floor covering stores .....	341	2 769	14 029	48	29	6	8	5	—	—	—	—	—												
442210	Floor covering stores .....	341	2 769	14 029	48	29	6	8	5	—	—	—	—	—												
44229	Other home furnishings stores .....	533	2 284	9 671	67	35	15	12	3	2	—	—	—	—												
442299	All other home furnishings stores .....	519	2 222	9 438	64	33	14	12	3	2	—	—	—	—												
443	Electronics & appliance stores .....	1 651	11 292	44 626	107	41	32	12	11	9	2	—	—	—												
4431	Electronics & appliance stores .....	1 651	11 292	44 626	107	41	32	12	11	9	2	—	—	—												
44311	Appliance, TV & all other electronics stores .....	1 311	8 598	33 510	66	22	17	8	10	7	2	—	—	—												
443111	Household appliance stores .....	311	2 279	8 653	19	10	2	1	5	—	1	—	—	—												
443112	Radio, television & other electronics stores .....	1 000	6 319	24 857	47	12	15	7	5	7	1	—	—	—												
44312	Computer & software stores .....	(E)	(D)	(D)	31	16	11	1	1	2	—	—	—	—												
444	Bldg material & garden equip & supp dealers .....	3 710	26 360	111 118	194	68	46	35	27	10	8	—	—	—												
4441	Building material & supplies dealers .....	3 531	25 513	107 624	168	56	40	28	26	10	8	—	—	—												
44411	Home centers .....	(G)	(D)	(D)	12	—	1	1	—	2	8	—	—	—												
44412	Paint & wallpaper stores .....	(C)	(D)	(D)	25	10	14	1	—	—	—	—	—	—												
44413	Hardware stores .....	220	1 284	5 230	24	12	2	7	3	—	—	—	—	—												
444130	Hardware stores .....	220	1 284	5 230	24	12	2	7	3	—	—	—	—	—												
44419	Other building material dealers .....	1 727	15 364	67 992	107	34	23	19	23	8	—	—	—	—												
444190	Other building material dealers .....	1 727	15 364	67 992	107	34	23	19	23	8	—	—	—	—												
4442	Lawn & garden equip & supplies stores .....	179	847	3 494	26	12	6	7	1	—	—	—	—	—												
44422	Nursery & garden centers .....	133	560	2 295	15	5	4	5	1	—	—	—	—	—												
444220	Nursery & garden centers .....	133	560	2 295	15	5	4	5	1	—	—	—	—	—												
445	Food & beverage stores .....	6 223	23 212	94 999	277	139	53	17	32	13	23	—	—	—												
4451	Grocery stores .....	5 708	21 151	85 372	175	80	19	10	30	13	23	—	—	—												
44511	Grocery (except convenience) stores .....	5 606	20 870	84 157	136	48	13	10	29	13	23	—	—	—												
445110	Grocery (except convenience) stores .....	5 606	20 870	84 157	136	48	13	10	29	13	23	—	—	—												
44512	Convenience stores .....	102	281	1 215	39	32	6	—	1	—	—	—	—	—												
445120	Convenience stores .....	102	281	1 215	39	32	6	—	1	—	—	—	—	—												
4452	Specialty food stores .....	210	752	3 291	41	27	9	4	1	—	—	—	—	—												
44529	Other specialty food stores .....	104	363	1 540	24	16	4	4	—	—	—	—	—	—												
4453	Beer, wine & liquor stores .....	305	1 309	6 336	61	32	25	3	1	—	—	—	—	—												
44531	Beer, wine & liquor stores .....	305	1 309	6 336	61	32	25	3	1	—	—	—	—	—												
445310	Beer, wine & liquor stores .....	305	1 309	6 336	61	32	25	3	1	—	—	—	—	—												
446	Health & personal care stores .....	2 719	15 533	65 582	222	84	45	55	28	9	1	—	—	—												
4461	Health & personal care stores .....	2 719	15 533	65 582	222	84	45	55	28	9	1	—	—	—												
44611	Pharmacies & drug stores .....	1 871	10 800	45 951	90	19	6	33	22	9	1	—	—	—												
446110	Pharmacies & drug stores .....	1 871	10 800	45 951	90	19	6	33	22	9	1	—	—	—												
44612	Cosmetics, beauty supplies & perfume stores .....	248	858	3 574	38	19	12	4	3	—	—	—	—	—												
446120	Cosmetics, beauty supplies & perfume stores .....	248	858	3 574	38	19	12	4	3	—	—	—	—	—												
44613	Optical goods stores .....	320	1 874	7 228	48	24	10	14	—	—	—	—	—	—												
446130	Optical goods stores .....	320	1 874	7 228	48	24	10	14	—	—	—	—	—	—												
44619	Other health & personal care stores .....	280	2 001	8 829	46	22	17	4	3	—	—	—	—	—												
446199	All other health & personal care stores .....	199	1 731	7 708	27	13	8	3	3	—	—	—	—	—												
447	Gasoline stations .....	2 517	10 081	40 433	288	94	128	46	13	6	1	—	—	—												
4471	Gasoline stations .....	2 517	10 081	40 433	288	94	128	46	13	6	1	—	—	—												
44711	Gasoline stations with convenience stores .....	1 883	6 875	28 731	231	70	110	36	12	3	—	—	—	—												
447110	Gasoline stations with convenience stores .....	1 883	6 875	28 731	231	70	110	36	12	3	—	—	—	—												
44719	Other gasoline stations .....	634	3 206	11 702	57	24	18	10	1	3	—	—	—	—												
447190	Other gasoline stations .....	634	3 206	11 702	57	24	18	10	1	3	—	—	—	—												

See footnotes at end of table.

Table 6. Counties—Employees, Payroll, and Establishments by Industry: 2000—Con.

[Excludes most government employees, railroad employees, and self-employed persons. Size class 1 to 4 includes establishments with payroll, but no employees, during mid-March pay period. (D) denotes figures withheld to avoid disclosing data for individual companies; the data are included in broader industry totals. Detailed industries with 100 or more employees are shown if industry was not a (D). For explanation of terms, abbreviations, and data reliability/comparability, see introductory text]

NAICS code	Industry	Number of employees for week including March 12	Payroll (\$1,000)		Total number of establishments	Number of establishments by employment-size class																		
			First quarter	Annual		1 to 4	5 to 9	10 to 19	20 to 49	50 to 99	100 to 249	250 to 499	500 to 999	1,000 or more										
<b>DAVIDSON—Con.</b>																								
<b>44-45</b>	<b>Retail trade—Con.</b>																							
448	Clothing & clothing accessories stores	4 758	16 244	69 638	553	212	196	91	47	6	1													
4481	Clothing stores	3 424	11 035	47 967	319	102	105	62	43	6	1													
44811	Men's clothing stores	331	1 782	7 623	48	17	21	9	1															
448110	Men's clothing stores	331	1 782	7 623	48	17	21	9	1															
44812	Women's clothing stores	1 213	3 955	17 206	128	37	48	28	14	1														
448120	Women's clothing stores	1 213	3 955	17 206	128	37	48	28	14	1														
44813	Children's & infants' clothing stores	225	605	2 780	26	11	9	3	2	1														
448130	Children's & infants' clothing stores	225	605	2 780	26	11	9	3	2	1														
44814	Family clothing stores	1 206	3 215	14 219	62	14	6	19	18	4	1													
448140	Family clothing stores	1 206	3 215	14 219	62	14	6	19	18	4	1													
44819	Other clothing stores	396	1 322	5 543	41	15	15	3	8															
448190	Other clothing stores	396	1 322	5 543	41	15	15	3	8															
4482	Shoe stores	791	2 485	11 015	128	58	48	19	3															
44821	Shoe stores	791	2 485	11 015	128	58	48	19	3															
448210	Shoe stores	791	2 485	11 015	128	58	48	19	3															
4483	Jewelry, luggage & leather goods stores	543	2 724	10 656	106	52	43	10	1															
44831	Jewelry stores	486	2 535	9 898	96	45	41	10																
448310	Jewelry stores	486	2 535	9 898	96	45	41	10																
451	Sporting goods, hobby, book & music stores	2 077	6 964	33 572	194	69	62	36	21	6														
4511	Sporting goods, hobby, musical instrument stores	1 105	4 176	21 458	115	44	36	22	11	2														
45111	Sporting goods stores	331	1 226	8 396	36	12	13	8	2	1														
451110	Sporting goods stores	331	1 226	8 396	36	12	13	8	2	1														
45112	Hobby, toy & game stores	394	1 194	5 475	40	16	12	6	6															
451120	Hobby, toy & game stores	394	1 194	5 475	40	16	12	6	6															
45113	Sewing, needlework & piece goods stores	181	597	2 551	21	9	5	6	1															
451130	Sewing, needlework & piece goods stores	181	597	2 551	21	9	5	6	1															
45114	Musical instrument & supplies stores	199	1 159	5 036	18	7	6	2	2	1														
451140	Musical instrument & supplies stores	199	1 159	5 036	18	7	6	2	2	1														
4512	Book, periodical & music stores	972	2 788	12 114	79	25	26	14	10	4														
45121	Book stores & news dealers	536	1 611	6 979	44	14	12	10	7	1														
45122	Prerecorded tape, CD & record stores	436	1 177	5 135	35	11	14	4	3	3														
451220	Prerecorded tape, CD & record stores	436	1 177	5 135	35	11	14	4	3	3														
452	General merchandise stores	7 428	26 847	112 046	97	6	21	24	7	9	23	7												
4521	Department stores	6 125	22 285	93 188	34					7	20	7												
45211	Department stores	6 125	22 285	93 188	34					7	20	7												
452110	Department stores	6 125	22 285	93 188	34					7	20	7												
4529	Other general merchandise stores	1 303	4 562	18 858	63	6	21	24	7	2	3													
45291	Warehouse clubs & superstores (E)	(D)	(D)	(D)	3						3													
45299	All other general merchandise stores (F)	(D)	(D)	(D)	60	6	21	24	7	2														
453	Miscellaneous store retailers	2 742	11 164	49 601	338	167	96	40	30	4	1													
4531	Florists	357	1 581	6 162	53	29	14	5	5															
45311	Florists	357	1 581	6 162	53	29	14	5	5															
453110	Florists	357	1 581	6 162	53	29	14	5	5															
4532	Office supplies, stationery & gift stores	1 286	4 582	19 421	114	44	31	19	17	2	1													
45321	Office supplies & stationery stores	434	2 376	9 726	21	6	2	2	10	1														
453210	Office supplies & stationery stores	434	2 376	9 726	21	6	2	2	10	1														
45322	Gift, novelty & souvenir stores	852	2 206	9 695	93	38	29	17	7	1	1													
453220	Gift, novelty & souvenir stores	852	2 206	9 695	93	38	29	17	7	1	1													
4533	Used merchandise stores	345	1 388	6 345	63	35	20	6	1	1														
45331	Used merchandise stores	345	1 388	6 345	63	35	20	6	1	1														
453310	Used merchandise stores	345	1 388	6 345	63	35	20	6	1	1														
4539	Other miscellaneous store retailers	754	3 613	17 673	108	59	31	10	7	1														
45391	Pet & pet supplies stores	175	770	3 878	22	8	9	3	2															
453910	Pet & pet supplies stores	175	770	3 878	22	8	9	3	2															
45399	All other miscellaneous store retailers	501	2 839	13 795	86	51	22	7	5	1														
453998	All other misc store retailers (exc tobacco)	437	1 967	9 690	51	27	14	4	5	1														
454	Nonstore retailers	1 674	12 757	55 503	119	74	19	11	8	6				1										
4541	Electronic shopping & mail-order houses	1 006	8 186	37 022	36	22	6	1	3	3				1										
45411	Electronic shopping & mail-order houses	1 006	8 186	37 022	36	22	6	1	3	3				1										
454110	Electronic shopping & mail-order houses	1 006	8 186	37 022	36	22	6	1	3	3				1										
4542	Vending machine operators	195	1 176	4 788	27	21	2	2	1	1														
45421	Vending machine operators	195	1 176	4 788	27	21	2	2	1	1														
454210	Vending machine operators	195	1 176	4 788	27	21	2	2	1	1														
4543	Direct selling establishments	473	3 395	13 693	56	31	11	8	4	2														
45439	Other direct selling establishments	384	2 752	11 083	50	30	8	7	4	1														
454390	Other direct selling establishments	384	2 752	11 083	50	30	8	7	4	1														
<b>48-49</b>	<b>Transportation &amp; warehousing</b>											<b>21 651</b>	<b>163 717</b>	<b>702 693</b>	<b>439</b>	<b>164</b>	<b>78</b>	<b>56</b>	<b>69</b>	<b>34</b>	<b>25</b>	<b>6</b>	<b>6</b>	<b>1</b>
481	Air transportation	1 088	9 585	38 285	23	8	4	1	3	4	1	2												
4811	Scheduled air transportation	1 018	8 920	35 318	16	4	2	1	3	3	1	2												
48111	Scheduled air transportation	1 018	8 920	35 318	16	4	2	1	3	3	1	2												
483	Water transportation	(C)	(D)	(D)	7	2	1	1	1	2														
4832	Inland water transportation	(C)	(D)	(D)	4		1	1	1	1														
48321	Inland water transportation	(C)	(D)	(D)	4		1	1	1	1														
484	Truck transportation	8 403	75 606	317 146	211	81	34	27	31	17	15	3	3											
4841	General freight trucking	7 061	64 175	266 953	136	52	19	16	17	14	12	3	3											
48411	General freight trucking, local	580	4 583	18 642	36	13	9	5	5	4														
484110	General freight trucking, local	580	4 583	18 642	36	13	9	5	5	4														
48412	General freight trucking, long-distance	6 481	59 592	248 311	100	39	10	11	12	10	12	3	3											
484121	General freight trucking, long-distance, TL	2 576	21 316	91 768	74	31	9	9	11	6	7	1												
484122	General freight trucking, long-distance, LTL	3 905	38 276	156 543	26	8	1	2	1	4	5	2	3											

See footnotes at end of table.

Table 6. **Counties—Employees, Payroll, and Establishments by Industry: 2000—Con.**

[Excludes most government employees, railroad employees, and self-employed persons. Size class 1 to 4 includes establishments with payroll, but no employees, during mid-March pay period. (D) denotes figures withheld to avoid disclosing data for individual companies; the data are included in broader industry totals. Detailed industries with 100 or more employees are shown if industry was not a (D). For explanation of terms, abbreviations, and data reliability/comparability, see introductory text]

NAICS code	Industry	Number of employees for week including March 12	Payroll (\$1,000)		Total number of establishments	Number of establishments by employment-size class									
			First quarter	Annual		1 to 4	5 to 9	10 to 19	20 to 49	50 to 99	100 to 249	250 to 499	500 to 999	1,000 or more	
<b>DAVIDSON—Con.</b>															
<b>48-49 Transportation &amp; warehousing—Con.</b>															
	Truck transportation—Con.														
484	Specialized freight trucking . . . . .	1 342	11 431	50 193	75	29	15	11	14	3	3	—	—	—	
4842	Used household & office goods moving . . . . .	436	3 007	13 488	22	4	5	7	—	—	—	—	—	—	
48421	Used household & office goods moving . . . . .	436	3 007	13 488	22	4	5	7	—	—	—	—	—	—	
48422	Specialized freight (exc used) trucking, local . . . . .	275	1 725	7 771	34	18	7	4	5	—	—	—	—	—	
484220	Specialized freight (exc used) trucking, local . . . . .	275	1 725	7 771	34	18	7	4	5	—	—	—	—	—	
48423	Specialized freight (exc used) trucking, LDist . . . . .	631	6 699	28 934	19	7	3	2	2	3	2	—	—	—	
484230	Specialized freight (exc used) trucking, LDist . . . . .	631	6 699	28 934	19	7	3	2	2	3	2	—	—	—	
485	Transit & ground passenger transportation . . . . .	1 778	9 254	36 928	26	9	4	5	1	3	2	1	1	—	
4851	Urban transit systems . . . . .	(E)	(D)	(D)	1	—	—	—	—	—	—	—	—	—	
48511	Urban transit systems . . . . .	(E)	(D)	(D)	1	—	—	—	—	—	—	—	—	—	
4852	Interurban & rural bus transportation . . . . .	(C)	(D)	(D)	1	—	—	—	—	—	—	—	—	—	
48521	Interurban & rural bus transportation . . . . .	(C)	(D)	(D)	1	—	—	—	—	—	—	—	—	—	
4853	Taxi & limousine service . . . . .	(C)	(D)	(D)	12	5	2	4	—	—	—	—	—	—	
48532	Limousine service . . . . .	100	218	1 099	7	4	—	2	—	—	—	—	—	—	
485320	Limousine service . . . . .	100	218	1 099	7	4	—	2	—	—	—	—	—	—	
4855	Charter bus industry . . . . .	(F)	(D)	(D)	4	—	—	—	—	—	—	—	—	—	
48551	Charter bus industry . . . . .	(F)	(D)	(D)	4	—	—	—	—	—	—	—	—	—	
4859	Oth transit & ground passenger transportation . . . . .	101	496	1 455	7	3	2	1	—	—	—	—	—	—	
48599	Oth transit & ground passenger transportation . . . . .	101	496	1 455	7	3	2	1	—	—	—	—	—	—	
488	Transportation support activities . . . . .	1 481	11 670	49 227	83	35	21	8	12	4	3	—	—	—	
4881	Air transportation support activities . . . . .	464	3 935	15 397	9	1	—	2	5	—	—	—	—	—	
48811	Airport operations . . . . .	161	685	2 624	5	1	—	—	4	—	—	—	—	—	
488119	Other airport operations . . . . .	161	685	2 624	5	1	—	—	4	—	—	—	—	—	
48819	Other air transportation support activities . . . . .	303	3 250	12 773	4	—	—	2	1	—	—	—	—	—	
488190	Other air transportation support activities . . . . .	303	3 250	12 773	4	—	—	2	1	—	—	—	—	—	
4884	Road transportation support activities . . . . .	193	1 073	5 590	20	11	6	—	1	2	—	—	—	—	
48841	Motor vehicle towing . . . . .	193	1 073	5 590	20	11	6	—	1	2	—	—	—	—	
488410	Motor vehicle towing . . . . .	193	1 073	5 590	20	11	6	—	1	2	—	—	—	—	
4885	Freight transportation arrangement . . . . .	614	5 376	22 931	47	22	12	5	5	2	1	—	—	—	
48851	Freight transportation arrangement . . . . .	614	5 376	22 931	47	22	12	5	5	2	1	—	—	—	
488510	Freight transportation arrangement . . . . .	614	5 376	22 931	47	22	12	5	5	2	1	—	—	—	
4889	Other transportation support activities . . . . .	(C)	(D)	(D)	1	—	—	—	—	—	—	—	—	—	
48899	Other transportation support activities . . . . .	(C)	(D)	(D)	1	—	—	—	—	—	—	—	—	—	
492	Couriers & messengers . . . . .	(I)	(D)	(D)	50	18	8	6	9	3	4	—	1	1	
4921	Couriers . . . . .	(I)	(D)	(D)	25	8	3	1	5	2	4	—	1	1	
49211	Couriers . . . . .	(I)	(D)	(D)	25	8	3	1	5	2	4	—	1	1	
4922	Local messengers & local delivery . . . . .	320	1 637	6 614	25	10	5	5	4	1	—	—	—	—	
49221	Local messengers & local delivery . . . . .	320	1 637	6 614	25	10	5	5	4	1	—	—	—	—	
492210	Local messengers & local delivery . . . . .	320	1 637	6 614	25	10	5	5	4	1	—	—	—	—	
493	Warehousing & storage . . . . .	1 041	7 887	34 510	29	7	5	5	10	1	—	—	1	—	
4931	Warehousing & storage . . . . .	1 041	7 887	34 510	29	7	5	5	10	1	—	—	1	—	
49311	General warehousing & storage . . . . .	903	6 576	29 239	21	5	2	4	9	—	—	—	1	—	
493110	General warehousing & storage . . . . .	903	6 576	29 239	21	5	2	4	9	—	—	—	1	—	
<b>51</b>	<b>Information . . . . .</b>	<b>16 712</b>	<b>187 510</b>	<b>758 871</b>	<b>643</b>	<b>345</b>	<b>98</b>	<b>81</b>	<b>68</b>	<b>28</b>	<b>15</b>	<b>3</b>	<b>1</b>	<b>4</b>	
511	Publishing industries . . . . .	5 213	57 004	220 913	123	60	23	14	15	5	3	1	—	2	
5111	Newspaper, periodical, book, database publishers . . . . .	4 763	50 451	194 712	98	48	15	13	13	5	1	1	—	2	
51111	Newspaper publishers . . . . .	1 594	12 495	50 978	17	7	5	1	2	1	—	—	—	1	
511110	Newspaper publishers . . . . .	1 594	12 495	50 978	17	7	5	1	2	1	—	—	—	1	
51112	Periodical publishers . . . . .	2 204	27 238	100 186	36	16	6	7	4	1	1	—	—	1	
511120	Periodical publishers . . . . .	2 204	27 238	100 186	36	16	6	7	4	1	1	—	—	1	
51113	Book publishers . . . . .	746	8 725	34 354	19	8	1	2	5	2	—	—	—	—	
511130	Book publishers . . . . .	746	8 725	34 354	19	8	1	2	5	2	—	—	—	—	
51119	Other publishers . . . . .	156	1 463	6 100	22	15	3	3	—	—	—	—	—	—	
511199	All other publishers . . . . .	156	1 463	6 100	22	15	3	3	—	—	—	—	—	—	
5112	Software publishers . . . . .	450	6 553	26 201	25	12	8	1	2	—	—	—	—	—	
51121	Software publishers . . . . .	450	6 553	26 201	25	12	8	1	2	—	—	—	—	—	
511210	Software publishers . . . . .	450	6 553	26 201	25	12	8	1	2	—	—	—	—	—	
512	Motion picture & sound recording industries . . . . .	1 910	22 504	88 116	260	173	39	26	16	4	2	—	—	—	
5121	Motion picture & video industries . . . . .	934	6 087	22 648	83	41	17	11	11	2	1	—	—	—	
51211	Motion picture & video production . . . . .	337	3 190	14 027	53	36	12	1	3	1	—	—	—	—	
512110	Motion picture & video production . . . . .	337	3 190	14 027	53	36	12	1	3	1	—	—	—	—	
51213	Motion picture & video exhibition . . . . .	500	1 017	3 774	18	2	—	6	8	1	1	—	—	—	
512131	Motion picture theaters (except drive-ins) . . . . .	500	1 017	3 774	18	2	—	6	8	1	1	—	—	—	
5122	Sound recording industries . . . . .	976	16 417	65 468	177	132	22	15	5	2	1	—	—	—	
51222	Integrated record production, distribution . . . . .	(C)	(D)	(D)	16	9	1	2	2	—	—	—	—	—	
51223	Music publishers . . . . .	449	5 523	22 082	86	65	11	8	1	—	—	—	—	—	
512230	Music publishers . . . . .	449	5 523	22 082	86	65	11	8	1	—	—	—	—	—	
51224	Sound recording studios . . . . .	186	1 140	4 984	52	41	8	2	1	—	—	—	—	—	
512240	Sound recording studios . . . . .	186	1 140	4 984	52	41	8	2	1	—	—	—	—	—	
513	Broadcasting & telecommunications . . . . .	7 570	79 347	325 117	190	78	27	29	31	13	9	1	—	2	
5131	Radio & television broadcasting . . . . .	1 284	15 224	64 831	36	8	6	6	7	5	4	—	—	—	
51311	Radio broadcasting . . . . .	665	7 080	32 897	24	4	4	6	5	4	1	—	—	—	
51312	Television broadcasting . . . . .	619	8 144	31 934	12	4	2	—	2	1	3	—	—	—	
513120	Television broadcasting . . . . .	619	8 144	31 934	12	4	2	—	2	1	3	—	—	—	
5132	Cable networks & program distribution . . . . .	975	9 590	38 263	15	5	1	1	3	2	2	1	—	—	
51322	Cable & other program distribution . . . . .	(F)	(D)	(D)	14	4	1	1	3	2	2	1	—	—	

See footnotes at end of table.

**Table 6. Counties—Employees, Payroll, and Establishments by Industry: 2000—Con.**

[Excludes most government employees, railroad employees, and self-employed persons. Size class 1 to 4 includes establishments with payroll, but no employees, during mid-March pay period. (D) denotes figures withheld to avoid disclosing data for individual companies; the data are included in broader industry totals. Detailed industries with 100 or more employees are shown if industry was not a (D). For explanation of terms, abbreviations, and data reliability/comparability, see introductory text]

NAICS code	Industry	Number of employees for week including March 12	Payroll (\$1,000)		Total number of establishments	Number of establishments by employment-size class								
			First quarter	Annual		1 to 4	5 to 9	10 to 19	20 to 49	50 to 99	100 to 249	250 to 499	500 to 999	1,000 or more
<b>51</b>	<b>DAVIDSON—Con.</b>													
	<b>Information—Con.</b>													
513	Broadcasting & telecommunications—Con.													
5133	Telecommunications	5 311	54 533	222 023	139	65	20	22	21	6	3	—	—	2
51331	Wired telecommunications carriers	4 356	44 801	182 008	86	39	12	14	14	4	1	—	—	2
513310	Wired telecommunications carriers	4 356	44 801	182 008	86	39	12	14	14	4	1	—	—	2
51332	Wireless telecom carriers (exc satellite)	916	8 905	37 552	45	21	6	7	7	2	2	—	—	—
513321	Paging	537	3 799	17 704	24	11	4	2	4	2	1	—	—	—
513322	Cellular & other wireless telecommunications	379	5 106	19 848	21	10	2	5	3	—	1	—	—	—
514	Information & data processing services	2 019	28 655	124 725	70	34	9	12	6	6	1	1	1	—
5141	Information services	833	11 574	53 434	33	19	4	5	3	1	—	—	1	—
51419	Other information services	766	11 014	50 723	26	15	4	3	2	1	—	—	1	—
514191	On-line information services	757	10 951	50 311	23	13	3	3	2	1	—	—	1	—
5142	Data processing services	1 186	17 081	71 291	37	15	5	7	3	5	1	1	—	—
51421	Data processing services	1 186	17 081	71 291	37	15	5	7	3	5	1	1	—	—
514210	Data processing services	1 186	17 081	71 291	37	15	5	7	3	5	1	1	—	—
<b>52</b>	<b>Finance &amp; insurance</b>	<b>20 987</b>	<b>270 159</b>	<b>973 596</b>	<b>1 292</b>	<b>730</b>	<b>268</b>	<b>134</b>	<b>82</b>	<b>45</b>	<b>20</b>	<b>8</b>	<b>3</b>	<b>2</b>
521	Monetary authorities - central bank	(C)	(D)	(D)	1	—	—	—	—	—	1	—	—	—
5211	Monetary authorities - central bank	(C)	(D)	(D)	1	—	—	—	—	—	1	—	—	—
52111	Monetary authorities - central bank	(C)	(D)	(D)	1	—	—	—	—	—	1	—	—	—
522	Credit intermediation & related activities	6 937	73 365	264 245	504	229	151	75	27	13	5	3	1	—
5221	Depository credit intermediation	4 287	41 937	140 427	209	57	73	49	16	8	3	2	1	—
52211	Commercial banking	3 903	39 078	128 662	166	41	54	45	13	7	3	2	1	—
522110	Commercial banking	3 903	39 078	128 662	166	41	54	45	13	7	3	2	1	—
52213	Credit unions	(E)	(D)	(D)	42	16	19	3	3	1	—	—	—	—
5222	Nondepository credit intermediation	2 807	26 536	105 280	222	119	70	20	9	1	2	1	—	—
52222	Sales financing	938	15 633	61 061	34	14	10	4	4	—	1	1	—	—
522220	Sales financing	938	15 633	61 061	34	14	10	4	4	—	1	1	—	—
52229	Other nondepository credit intermediation	(G)	(D)	(D)	186	104	59	16	5	1	1	—	—	—
522291	Consumer lending	261	2 535	9 776	68	45	22	1	—	—	—	—	—	—
522292	Real estate credit	698	7 156	29 434	76	33	24	12	5	1	1	—	—	—
5223	Activities related to credit intermediation	563	4 892	18 538	73	53	8	6	2	4	—	—	—	—
52231	Mortgage & nonmortgage brokers	242	2 154	6 604	26	18	3	3	—	2	—	—	—	—
522310	Mortgage & nonmortgage brokers	242	2 154	6 604	26	18	3	3	—	2	—	—	—	—
52232	Financial clearinghouse & reserve activities	(C)	(D)	(D)	9	5	1	—	1	2	—	—	—	—
52239	Other credit intermediation activities	(C)	(D)	(D)	38	30	4	3	1	—	—	—	—	—
523	Security, commodity contracts & like activity	2 189	59 247	177 206	177	115	31	11	11	6	2	—	1	—
5231	Securities & commodity contracts intermed & brokerage	1 721	52 845	136 168	70	37	12	6	6	6	2	—	1	—
52311	Investment banking & securities dealing	1 121	34 975	78 392	13	5	2	1	—	2	2	—	—	—
523110	Investment banking & securities dealing	1 121	34 975	78 392	13	5	2	1	—	2	2	—	—	—
52312	Securities brokerage	577	17 583	55 870	54	32	7	5	6	4	—	—	—	—
523120	Securities brokerage	577	17 583	55 870	54	32	7	5	6	4	—	—	—	—
5239	Other financial investment activities	468	6 402	41 038	107	78	19	5	5	—	—	—	—	—
52392	Portfolio management	248	4 167	30 338	48	34	9	2	3	—	—	—	—	—
523920	Portfolio management	248	4 167	30 338	48	34	9	2	3	—	—	—	—	—
52393	Investment advice	102	1 120	3 999	30	23	5	1	1	—	—	—	—	—
523930	Investment advice	102	1 120	3 999	30	23	5	1	1	—	—	—	—	—
524	Insurance carriers & related activities	11 510	132 729	514 530	594	378	81	46	44	25	12	5	1	2
5241	Insurance carriers	7 688	88 809	330 106	181	81	22	23	24	18	8	2	1	2
52411	Direct life, health, medical insurance carriers	4 069	43 297	166 188	77	29	12	10	11	9	3	1	1	1
524113	Direct life insurance carriers	3 027	30 463	114 711	62	27	9	8	11	5	—	—	1	1
524114	Direct health & medical insurance carriers	1 042	12 834	51 477	15	2	3	2	—	4	3	1	—	—
52412	Other direct insurance carriers	3 608	45 430	163 595	100	49	9	13	13	9	5	1	—	1
524126	Direct property & casualty insurance carriers	3 553	44 912	161 650	89	42	7	12	12	9	5	1	—	1
5242	Agencies & other insurance related activities	3 822	43 920	184 424	413	297	59	23	20	7	4	3	—	—
52421	Insurance agencies & brokerages	2 466	32 708	141 796	367	275	50	18	17	3	3	1	—	—
524210	Insurance agencies & brokerages	2 466	32 708	141 796	367	275	50	18	17	3	3	1	—	—
52429	Other insurance related activities	1 356	11 212	42 628	46	22	9	5	3	4	2	—	—	—
524291	Claims adjusting	590	4 593	17 993	20	9	6	2	1	—	1	1	—	—
525	Funds, trusts, & other financial vehicles (part)	(C)	(D)	(D)	16	8	5	2	—	1	—	—	—	—
5259	Other investment pools & funds	(C)	(D)	(D)	16	8	5	2	—	1	—	—	—	—
52593	Real estate investment trusts	(C)	(D)	(D)	16	8	5	2	—	1	—	—	—	—
<b>53</b>	<b>Real estate &amp; rental &amp; leasing</b>	<b>7 757</b>	<b>50 624</b>	<b>213 926</b>	<b>882</b>	<b>480</b>	<b>225</b>	<b>114</b>	<b>44</b>	<b>10</b>	<b>8</b>	<b>—</b>	<b>1</b>	<b>—</b>
531	Real estate	5 427	35 048	148 912	645	401	145	60	24	7	7	—	1	—
5311	Lessors of real estate	1 887	9 026	39 781	334	211	78	30	11	3	1	—	—	—
53111	Lessors of residential buildings & dwellings	1 421	5 854	25 640	198	104	59	23	8	3	1	—	—	—
531110	Lessors of residential buildings & dwellings	1 421	5 854	25 640	198	104	59	23	8	3	1	—	—	—
531112	Lessors of nonres bldg (exc miniwarehouses)	284	2 489	11 219	80	62	10	6	2	—	—	—	—	—
5311120	Lessors of nonres bldg (exc miniwarehouses)	284	2 489	11 219	80	62	10	6	2	—	—	—	—	—
531113	Lessors of miniwarehouses & self storage units	124	481	1 985	39	33	5	—	1	—	—	—	—	—
5311130	Lessors of miniwarehouses & self storage units	124	481	1 985	39	33	5	—	1	—	—	—	—	—
5312	Offices of real estate agents & brokers	869	7 841	31 596	116	85	14	11	3	1	2	—	—	—
53121	Offices of real estate agents & brokers	869	7 841	31 596	116	85	14	11	3	1	2	—	—	—
531210	Offices of real estate agents & brokers	869	7 841	31 596	116	85	14	11	3	1	2	—	—	—
5313	Activities related to real estate	2 671	18 181	77 535	195	105	53	19	10	3	4	—	1	—
53131	Real estate property managers	2 489	16 919	71 165	134	53	45	19	9	3	4	—	1	—
531311	Residential property managers	1 385	10 200	42 938	102	38	37	14	8	2	3	—	—	—
531312	Nonresidential property managers	1 104	6 719	28 227	32	15	8	5	1	1	1	—	—	—

See footnotes at end of table.

**Table 6. Counties—Employees, Payroll, and Establishments by Industry: 2000—Con.**

[Excludes most government employees, railroad employees, and self-employed persons. Size class 1 to 4 includes establishments with payroll, but no employees, during mid-March pay period. (D) denotes figures withheld to avoid disclosing data for individual companies; the data are included in broader industry totals. Detailed industries with 100 or more employees are shown if industry was not a (D). For explanation of terms, abbreviations, and data reliability/comparability, see introductory text]

NAICS code	Industry	Number of employees for week including March 12	Payroll (\$1,000)		Total number of establishments	Number of establishments by employment-size class								
			First quarter	Annual		1 to 4	5 to 9	10 to 19	20 to 49	50 to 99	100 to 249	250 to 499	500 to 999	1,000 or more
<b>DAVIDSON—Con.</b>														
<b>53</b>	<b>Real estate &amp; rental &amp; leasing—Con.</b>													
532	Rental & leasing services .....	2 221	14 314	60 394	222	71	77	51	19	3	1	—	—	—
5321	Automotive equipment rental & leasing .....	756	5 122	21 034	51	21	13	7	6	3	1	—	—	—
53211	Passenger car rental & leasing .....	528	3 024	13 332	21	8	3	3	3	3	1	—	—	—
53212	Truck, utility trailer & RV rental & leasing .....	228	2 098	7 702	30	13	10	4	3	—	—	—	—	—
532120	Truck, utility trailer & RV rental & leasing .....	228	2 098	7 702	30	13	10	4	3	—	—	—	—	—
5322	Consumer goods rental .....	731	3 125	12 296	94	31	34	25	4	—	—	—	—	—
53223	Video tape & disc rental .....	390	877	3 658	38	9	8	18	3	—	—	—	—	—
532230	Video tape & disc rental .....	390	877	3 658	38	9	8	18	3	—	—	—	—	—
53229	Other consumer goods rental .....	170	1 427	5 332	26	10	10	6	—	—	—	—	—	—
5323	General rental centers .....	267	1 581	7 276	36	10	17	6	3	—	—	—	—	—
53231	General rental centers .....	267	1 581	7 276	36	10	17	6	3	—	—	—	—	—
532310	General rental centers .....	267	1 581	7 276	36	10	17	6	3	—	—	—	—	—
5324	Commercial, industrial equip rental & leasing ...	467	4 486	19 788	41	9	13	13	6	—	—	—	—	—
53241	Const, trans, mining equip rental & leasing ...	(C)	(D)	(D)	13	—	3	8	2	—	—	—	—	—
532412	Const, mining, forestry equip rental & leasing .....	186	1 882	7 679	12	—	2	8	2	—	—	—	—	—
53249	Oth commercial, industrial equip rental, lease .....	260	2 488	11 632	26	9	8	5	4	—	—	—	—	—
532490	Oth commercial, industrial equip rental, lease .....	260	2 488	11 632	26	9	8	5	4	—	—	—	—	—
533	Lessors of other nonfinancial intangible asset, ....	109	1 262	4 620	15	8	3	3	1	—	—	—	—	—
5331	Lessors of other nonfinancial intangible asset, ...	109	1 262	4 620	15	8	3	3	1	—	—	—	—	—
53311	Lessors of other nonfinancial intangible asset, ...	109	1 262	4 620	15	8	3	3	1	—	—	—	—	—
533110	Lessors of other nonfinancial intangible asset, ...	109	1 262	4 620	15	8	3	3	1	—	—	—	—	—
<b>54</b>	<b>Professional, scientific &amp; technical services.....</b>	<b>19 217</b>	<b>199 237</b>	<b>904 019</b>	<b>1 767</b>	<b>1 093</b>	<b>277</b>	<b>196</b>	<b>130</b>	<b>36</b>	<b>30</b>	<b>5</b>	—	—
541	Professional, scientific & technical services, .....	19 217	199 237	904 019	1 767	1 093	277	196	130	36	30	5	—	—
5411	Legal services .....	2 805	33 552	153 210	428	297	58	44	20	6	3	—	—	—
54111	Offices of lawyers .....	2 611	31 815	146 150	397	281	50	39	18	6	3	—	—	—
541110	Offices of lawyers .....	2 611	31 815	146 150	397	281	50	39	18	6	3	—	—	—
54119	Other legal services .....	194	1 737	7 060	31	16	8	5	2	—	—	—	—	—
541191	Title abstract & settlement offices .....	163	1 438	6 088	26	14	7	3	2	—	—	—	—	—
5412	Accounting, tax prep, bookkeep, payroll services .....	3 515	29 694	138 705	236	146	36	17	19	9	8	1	—	—
54121	Accounting, tax prep, bookkeep, payroll services .....	3 515	29 694	138 705	236	146	36	17	19	9	8	1	—	—
541211	Offices of certified public accountants .....	1 388	16 795	72 217	127	74	26	9	12	4	2	—	—	—
541213	Tax preparation services .....	635	1 573	3 504	25	17	3	2	—	—	3	—	—	—
541214	Payroll services .....	1 128	8 191	47 954	18	3	2	1	4	4	3	1	—	—
541219	Other accounting services .....	364	3 135	15 030	66	52	5	5	3	1	—	—	—	—
5413	Architectural, engineering & related services ...	3 930	43 072	198 077	267	127	50	48	31	3	6	2	—	—
54131	Architectural services .....	1 000	11 576	56 816	74	42	17	9	4	—	1	1	—	—
541310	Architectural services .....	1 000	11 576	56 816	74	42	17	9	4	—	1	1	—	—
54132	Landscape architectural services .....	141	925	4 329	19	11	4	1	3	—	—	—	—	—
541320	Landscape architectural services .....	141	925	4 329	19	11	4	1	3	—	—	—	—	—
54133	Engineering services .....	2 408	27 214	123 276	134	50	22	32	22	3	4	1	—	—
541330	Engineering services .....	2 408	27 214	123 276	134	50	22	32	22	3	4	1	—	—
54138	Testing laboratories .....	263	2 482	10 057	11	2	4	2	2	—	1	—	—	—
541380	Testing laboratories .....	263	2 482	10 057	11	2	4	2	2	—	1	—	—	—
5414	Specialized design services .....	602	6 003	26 583	115	81	23	6	4	—	1	—	—	—
54141	Interior design services .....	(C)	(D)	(D)	42	32	6	2	2	—	—	—	—	—
54142	Industrial design services .....	(C)	(D)	(D)	3	2	—	—	—	—	1	—	—	—
54143	Graphic design services .....	310	2 642	13 391	69	47	16	4	2	—	—	—	—	—
541430	Graphic design services .....	310	2 642	13 391	69	47	16	4	2	—	—	—	—	—
5415	Computer systems design & related services ...	2 368	31 973	159 452	172	109	21	15	17	4	6	—	—	—
54151	Computer systems design & related services .	2 368	31 973	159 452	172	109	21	15	17	4	6	—	—	—
541511	Custom computer programming services ..	914	13 825	57 702	67	45	7	6	4	3	2	—	—	—
541512	Computer systems design services .....	738	8 672	58 329	65	37	13	6	7	—	2	—	—	—
5416	Management, sci & tech consulting services ....	2 716	24 820	102 375	224	155	28	19	11	5	4	2	—	—
54161	Management consulting services .....	2 488	22 938	94 164	179	120	24	17	7	5	4	2	—	—
541611	Admin & gen management consulting services .....	1 491	11 681	48 903	78	53	9	8	2	2	2	2	—	—
541612	Human res & exec search consulting services .....	463	6 385	25 009	32	21	4	3	1	2	1	—	—	—
541613	Marketing consulting services .....	400	3 094	12 969	42	29	5	3	3	1	1	—	—	—
54169	Oth scientific & technical consulting services .	131	1 020	4 807	33	28	3	—	2	—	—	—	—	—
541690	Oth scientific & technical consulting services .....	131	1 020	4 807	33	28	3	—	2	—	—	—	—	—
5417	Scientific R&D services .....	613	9 416	31 924	28	14	6	2	4	—	2	—	—	—
54171	R&D in physical, engineering & life sciences ..	565	8 910	29 974	22	10	6	1	3	—	2	—	—	—
541710	R&D in physical, engineering & life sciences .....	565	8 910	29 974	22	10	6	1	3	—	2	—	—	—
5418	Advertising & related services .....	1 558	15 114	69 795	162	89	34	20	12	7	—	—	—	—
54181	Advertising agencies .....	498	5 644	30 092	53	26	14	7	4	2	—	—	—	—
541810	Advertising agencies .....	498	5 644	30 092	53	26	14	7	4	2	—	—	—	—
54182	Public relations agencies .....	285	2 702	11 803	41	28	7	4	—	2	—	—	—	—
541820	Public relations agencies .....	285	2 702	11 803	41	28	7	4	—	2	—	—	—	—
54184	Media representatives .....	203	1 599	6 041	10	5	2	—	1	2	—	—	—	—
541840	Media representatives .....	203	1 599	6 041	10	5	2	—	1	2	—	—	—	—
54186	Direct mail advertising .....	263	2 032	9 086	16	2	4	6	4	—	—	—	—	—
541860	Direct mail advertising .....	263	2 032	9 086	16	2	4	6	4	—	—	—	—	—
54189	Other services related to advertising .....	194	1 885	8 418	26	19	3	1	2	1	—	—	—	—
541890	Other services related to advertising .....	194	1 885	8 418	26	19	3	1	2	1	—	—	—	—

See footnotes at end of table.





**Table 6. Counties—Employees, Payroll, and Establishments by Industry: 2000—Con.**

[Excludes most government employees, railroad employees, and self-employed persons. Size class 1 to 4 includes establishments with payroll, but no employees, during mid-March pay period. (D) denotes figures withheld to avoid disclosing data for individual companies; the data are included in broader industry totals. Detailed industries with 100 or more employees are shown if industry was not a (D). For explanation of terms, abbreviations, and data reliability/comparability, see introductory text]

NAICS code	Industry	Number of employees for week including March 12	Payroll (\$1,000)		Total number of establishments	Number of establishments by employment-size class								
			First quarter	Annual		1 to 4	5 to 9	10 to 19	20 to 49	50 to 99	100 to 249	250 to 499	500 to 999	1,000 or more
<b>DAVIDSON—Con.</b>														
<b>61</b>	<b>Educational services</b>	<b>19 325</b>	<b>105 142</b>	<b>450 841</b>	<b>201</b>	<b>90</b>	<b>28</b>	<b>23</b>	<b>24</b>	<b>13</b>	<b>16</b>	<b>3</b>	<b>3</b>	<b>1</b>
611	Educational services	19 325	105 142	450 841	201	90	28	23	24	13	16	3	3	1
6111	Elementary & secondary schools	2 769	16 168	62 467	43	5	2	7	8	8	13	—	—	—
61111	Elementary & secondary schools	2 769	16 168	62 467	43	5	2	7	8	8	13	—	—	—
611110	Elementary & secondary schools	2 769	16 168	62 467	43	5	2	7	8	8	13	—	—	—
6112	Junior colleges	214	1 110	4 839	5	—	—	2	1	2	—	—	—	—
61121	Junior colleges	214	1 110	4 839	5	—	—	2	1	2	—	—	—	—
611210	Junior colleges	214	1 110	4 839	5	—	—	2	1	2	—	—	—	—
6113	Colleges, universities & professional schools	14 771	77 744	337 091	17	5	—	—	3	1	2	2	3	1
61131	Colleges, universities & professional schools	14 771	77 744	337 091	17	5	—	—	3	1	2	2	3	1
611310	Colleges, universities & professional schools	14 771	77 744	337 091	17	5	—	—	3	1	2	2	3	1
6114	Business schools & computer & mgt training	127	1 127	5 103	23	13	7	2	1	—	—	—	—	—
6115	Technical & trade schools	364	2 450	10 444	29	17	8	1	2	—	1	—	—	—
61151	Technical & trade schools	364	2 450	10 444	29	17	8	1	2	—	1	—	—	—
611519	Other technical & trade schools	296	2 201	9 421	13	7	3	1	1	—	1	—	—	—
6116	Other schools & instruction	479	2 493	11 518	69	43	10	8	7	1	—	—	—	—
61161	Fine arts schools	153	769	3 333	24	16	3	3	2	—	—	—	—	—
611610	Fine arts schools	153	769	3 333	24	16	3	3	2	—	—	—	—	—
61169	All other schools & instruction	242	1 442	7 098	30	19	4	2	4	1	—	—	—	—
611699	All other miscellaneous schools & instruction	134	877	3 771	19	13	3	1	1	1	—	—	—	—
6117	Educational support services	601	4 050	19 379	15	7	1	3	2	1	—	1	—	—
61171	Educational support services	601	4 050	19 379	15	7	1	3	2	1	—	1	—	—
611710	Educational support services	601	4 050	19 379	15	7	1	3	2	1	—	1	—	—
<b>62</b>	<b>Health care and social assistance</b>	<b>50 997</b>	<b>447 011</b>	<b>1 918 372</b>	<b>1 663</b>	<b>758</b>	<b>353</b>	<b>252</b>	<b>169</b>	<b>58</b>	<b>49</b>	<b>9</b>	<b>10</b>	<b>5</b>
621	Ambulatory health care services	18 239	181 509	794 524	1 243	617	280	170	105	38	26	5	2	—
6211	Offices of physicians	9 632	116 709	522 633	627	288	132	100	68	20	17	2	—	—
62111	Offices of physicians	9 632	116 709	522 633	627	288	132	100	68	20	17	2	—	—
621111	Offices of physicians (exc mental health)	9 443	113 904	511 245	588	259	128	97	65	20	17	2	—	—
621112	Offices of physicians, mental health	189	2 805	11 388	39	29	4	3	3	—	—	—	—	—
6212	Offices of dentists	1 383	10 567	48 690	262	133	92	35	2	—	—	—	—	—
62121	Offices of dentists	1 383	10 567	48 690	262	133	92	35	2	—	—	—	—	—
621210	Offices of dentists	1 383	10 567	48 690	262	133	92	35	2	—	—	—	—	—
6213	Offices of other health practitioners	918	6 522	27 153	189	143	32	10	2	1	1	—	—	—
62131	Offices of chiropractors	147	939	4 029	57	49	7	1	—	—	—	—	—	—
621310	Offices of chiropractors	147	939	4 029	57	49	7	1	—	—	—	—	—	—
62132	Offices of optometrists	186	1 014	4 362	42	24	15	3	—	—	—	—	—	—
621320	Offices of optometrists	186	1 014	4 362	42	24	15	3	—	—	—	—	—	—
62134	Offices of PT, OT, speech therapy & audiology	321	2 836	10 991	17	8	5	2	1	—	1	—	—	—
621340	Offices of PT, OT, speech therapy & audiology	321	2 836	10 991	17	8	5	2	1	—	1	—	—	—
62139	Offices of all other health practitioners	193	1 274	5 720	44	36	3	4	—	1	—	—	—	—
621399	Offices of all other misc health practitioners	144	988	4 288	27	21	1	4	—	1	—	—	—	—
6214	Outpatient care centers	3 113	25 850	98 767	82	24	13	11	18	10	4	1	1	—
62142	Outpatient mental health, substance abuse ctrs	(F)	(D)	(D)	17	4	3	2	2	4	1	1	—	—
62149	Other outpatient care centers	2 289	16 582	69 873	62	19	9	9	15	6	3	—	1	—
621492	Kidney dialysis centers	488	4 139	16 886	20	7	2	3	5	2	1	—	—	—
621498	All other outpatient care centers	1 472	10 624	45 031	27	8	2	4	3	2	—	1	—	—
6215	Medical & diagnostic laboratories	402	4 263	21 516	24	8	8	1	5	1	1	—	—	—
62151	Medical & diagnostic laboratories	402	4 263	21 516	24	8	8	1	5	1	1	—	—	—
621511	Medical laboratories	274	3 289	17 339	15	5	5	—	4	—	1	—	—	—
621512	Diagnostic Imaging centers	128	974	4 177	9	3	3	1	1	—	—	—	—	—
6216	Home health care services	1 809	11 596	49 034	42	16	3	9	7	4	1	1	1	—
62161	Home health care services	1 809	11 596	49 034	42	16	3	9	7	4	1	1	1	—
621610	Home health care services	1 809	11 596	49 034	42	16	3	9	7	4	1	1	1	—
6219	Other ambulatory health care services	982	6 002	26 731	17	5	—	4	3	2	2	1	—	—
62191	Ambulance services	296	1 348	7 039	5	1	—	—	2	1	1	—	—	—
621910	Ambulance services	296	1 348	7 039	5	1	—	—	2	1	1	—	—	—
62199	All other ambulatory health care services	686	4 654	19 692	12	4	—	4	1	1	1	—	—	—
621991	Blood & organ banks	583	3 971	16 991	4	—	—	1	1	—	1	—	—	—
621999	All oth misc ambulatory health care services	103	683	2 701	8	4	—	3	—	1	—	—	—	—
622	Hospitals	22 919	222 031	942 570	23	3	—	3	1	—	3	1	7	5
6221	General medical & surgical hospitals	21 398	211 222	899 686	16	2	—	—	—	—	3	1	5	5
62211	General medical & surgical hospitals	21 398	211 222	899 686	16	2	—	—	—	—	3	1	5	5
622110	General medical & surgical hospitals	21 398	211 222	899 686	16	2	—	—	—	—	3	1	5	5
6222	Psychiatric & substance abuse hospitals	(F)	(D)	(D)	4	1	—	1	1	—	—	—	1	—
62221	Psychiatric & substance abuse hospitals	(F)	(D)	(D)	4	1	—	1	1	—	—	—	1	—
6223	Other specialty hospitals	(F)	(D)	(D)	3	—	—	2	—	—	—	—	1	—
62231	Other specialty hospitals	(F)	(D)	(D)	3	—	—	2	—	—	—	—	1	—
623	Nursing & residential care facilities	5 000	24 689	101 630	71	16	5	7	14	10	16	2	1	—
6231	Nursing care facilities	1 781	8 989	34 580	17	1	—	—	2	5	9	—	—	—
62311	Nursing care facilities	1 781	8 989	34 580	17	1	—	—	2	5	9	—	—	—
623110	Nursing care facilities	1 781	8 989	34 580	17	1	—	—	2	5	9	—	—	—
6232	Residential mental retardation, health facil	1 226	6 570	29 234	17	2	1	3	7	—	3	—	1	—
62321	Residential mental retardation facilities	954	4 927	21 809	9	1	1	1	3	—	2	—	1	—
623210	Residential mental retardation facilities	954	4 927	21 809	9	1	1	1	3	—	2	—	1	—
62322	Residential mental health, subst abuse facil	272	1 643	7 425	8	1	—	2	4	—	1	—	—	—
623220	Residential mental health, subst abuse facil	272	1 643	7 425	8	1	—	2	4	—	1	—	—	—

See footnotes at end of table.

Table 6. Counties—Employees, Payroll, and Establishments by Industry: 2000—Con.

[Excludes most government employees, railroad employees, and self-employed persons. Size class 1 to 4 includes establishments with payroll, but no employees, during mid-March pay period. (D) denotes figures withheld to avoid disclosing data for individual companies; the data are included in broader industry totals. Detailed industries with 100 or more employees are shown if industry was not a (D). For explanation of terms, abbreviations, and data reliability/comparability, see introductory text]

Table with columns: NAICS code, Industry, Number of employees for week including March 12, Payroll (\$1,000) (First quarter, Annual), Total number of establishments, and Number of establishments by employment-size class (1 to 4, 5 to 9, 10 to 19, 20 to 49, 50 to 99, 100 to 249, 250 to 499, 500 to 999, 1,000 or more).

See footnotes at end of table.

**Table 6. Counties—Employees, Payroll, and Establishments by Industry: 2000—Con.**

[Excludes most government employees, railroad employees, and self-employed persons. Size class 1 to 4 includes establishments with payroll, but no employees, during mid-March pay period. (D) denotes figures withheld to avoid disclosing data for individual companies; the data are included in broader industry totals. Detailed industries with 100 or more employees are shown if industry was not a (D). For explanation of terms, abbreviations, and data reliability/comparability, see introductory text]

NAICS code	Industry	Number of employees for week including March 12	Payroll (\$1,000)		Total number of establishments	Number of establishments by employment-size class									
			First quarter	Annual		1 to 4	5 to 9	10 to 19	20 to 49	50 to 99	100 to 249	250 to 499	500 to 999	1,000 or more	
<b>DAVIDSON—Con.</b>															
<b>72</b>	<b>Accommodation &amp; food services—Con.</b>														
722	Food services & drinking places—Con.														
7224	Drinking places (alcoholic beverages) . . . . .	706	2 078	8 636	73	40	9	15	4	5	—	—	—	—	
72241	Drinking places (alcoholic beverages) . . . . .	706	2 078	8 636	73	40	9	15	4	5	—	—	—	—	
722410	Drinking places (alcoholic beverages) . . . . .	706	2 078	8 636	73	40	9	15	4	5	—	—	—	—	
<b>81</b>	<b>Other services (except public administration) . . . . .</b>	<b>21 462</b>	<b>119 481</b>	<b>488 698</b>	<b>1 977</b>	<b>1 102</b>	<b>426</b>	<b>225</b>	<b>145</b>	<b>51</b>	<b>24</b>	<b>2</b>	<b>2</b>	<b>—</b>	
811	Repair & maintenance . . . . .	3 846	27 924	116 219	499	262	133	66	31	4	3	—	—	—	
8111	Automotive repair & maintenance . . . . .	2 259	12 704	52 584	346	174	99	51	21	1	—	—	—	—	
81111	Automotive mechanical & electrical R&M . . . . .	948	6 566	27 470	203	118	65	17	3	—	—	—	—	—	
811111	General automotive repair . . . . .	683	4 862	20 077	141	82	41	16	2	—	—	—	—	—	
811113	Automotive transmission repair . . . . .	100	673	2 687	25	15	10	—	—	—	—	—	—	—	
811118	Other automotive mechanical & electrical R&M . . . . .	123	813	3 876	27	16	9	1	1	—	—	—	—	—	
81112	Automotive body, paint, interior & glass repair . . . . .	493	3 984	15 890	67	29	21	10	7	—	—	—	—	—	
811121	Automotive body, paint & interior R&M . . . . .	414	3 128	12 353	55	24	15	10	6	—	—	—	—	—	
81119	Other automotive R&M . . . . .	818	2 154	9 224	76	27	13	24	11	1	—	—	—	—	
811191	Automotive oil change & lubrication shops . . . . .	386	804	3 561	30	1	5	21	3	—	—	—	—	—	
811192	Car washes . . . . .	406	1 259	5 278	36	18	6	3	8	1	—	—	—	—	
8112	Electronic & precision equipment R&M . . . . .	600	5 908	24 534	50	29	12	2	4	2	1	—	—	—	
81121	Electronic & precision equipment R&M . . . . .	600	5 908	24 534	50	29	12	2	4	2	1	—	—	—	
811212	Computer & office machine R&M . . . . .	224	2 685	11 295	21	8	8	1	3	1	—	—	—	—	
811213	Communication equipment R&M . . . . .	276	2 455	10 066	8	3	2	1	1	—	1	—	—	—	
8113	Commercial equipment (exc auto & elec) R&M . . . . .	719	7 526	31 674	50	17	15	10	6	1	1	—	—	—	
81131	Commercial equipment (exc auto & elec) R&M . . . . .	719	7 526	31 674	50	17	15	10	6	1	1	—	—	—	
811310	Commercial equipment (exc auto & elec) R&M . . . . .	719	7 526	31 674	50	17	15	10	6	1	1	—	—	—	
8114	Personal & household goods R&M . . . . .	268	1 786	7 427	53	42	7	3	—	—	1	—	—	—	
81141	Home, garden equipment & appliance R&M . . . . .	190	1 373	5 736	16	10	2	3	—	—	1	—	—	—	
811412	Appliance repair & maintenance . . . . .	172	1 271	5 264	12	7	2	2	—	—	1	—	—	—	
812	Personal & laundry services . . . . .	4 255	19 264	75 504	512	303	113	53	29	7	7	—	—	—	
8121	Personal care services . . . . .	1 275	5 308	23 644	200	115	53	22	7	2	1	—	—	—	
81211	Hair, nail & skin care services . . . . .	990	4 456	19 006	176	101	49	19	6	1	—	—	—	—	
812112	Beauty salons . . . . .	944	4 184	17 893	159	87	47	18	6	1	—	—	—	—	
81219	Other personal care services . . . . .	285	852	4 638	24	14	4	3	1	1	—	—	—	—	
812191	Diet & weight reducing centers . . . . .	181	477	2 728	8	5	1	—	—	1	1	—	—	—	
812199	Other personal care services . . . . .	104	375	1 910	16	9	3	3	1	—	—	—	—	—	
8122	Death care services . . . . .	625	2 522	10 006	36	17	9	2	5	1	2	—	—	—	
81221	Funeral homes . . . . .	279	1 297	5 094	26	14	8	1	2	—	1	—	—	—	
812210	Funeral homes . . . . .	279	1 297	5 094	26	14	8	1	2	—	1	—	—	—	
81222	Cemeteries & crematories . . . . .	346	1 225	4 912	10	3	1	1	3	1	1	—	—	—	
812220	Cemeteries & crematories . . . . .	346	1 225	4 912	10	3	1	1	3	1	1	—	—	—	
8123	Drycleaning & laundry services . . . . .	1 474	7 221	30 750	121	61	29	17	9	1	4	—	—	—	
81231	Coin-operated laundries & drycleaners . . . . .	167	723	4 388	30	17	7	4	2	—	—	—	—	—	
812310	Coin-operated laundries & drycleaners . . . . .	167	723	4 388	30	17	7	4	2	—	—	—	—	—	
81232	Drycleaning & laundry services (exc coin-op) . . . . .	514	1 888	7 720	80	41	22	12	5	—	—	—	—	—	
812320	Drycleaning & laundry services (exc coin-op) . . . . .	514	1 888	7 720	80	41	22	12	5	—	—	—	—	—	
81233	Linen & uniform supply . . . . .	793	4 610	18 642	11	3	—	1	2	1	4	—	—	—	
8129	Other personal services . . . . .	881	4 213	11 104	155	110	22	12	8	3	—	—	—	—	
81292	Photofinishing . . . . .	158	876	3 625	18	7	6	4	1	—	—	—	—	—	
81293	Parking lots & garages . . . . .	467	2 640	4 220	92	71	7	7	6	1	—	—	—	—	
812930	Parking lots & garages . . . . .	467	2 640	4 220	92	71	7	7	6	1	—	—	—	—	
81299	All other personal services . . . . .	197	511	2 392	31	23	5	1	—	2	—	—	—	—	
812990	All other personal services . . . . .	197	511	2 392	31	23	5	1	—	2	—	—	—	—	
813	Religious, grantmaking, civic, prof & like organizations . . . . .	13 361	72 293	296 975	966	537	180	106	85	40	14	2	2	—	
8131	Religious organizations . . . . .	7 029	25 713	104 896	527	247	120	67	59	26	8	—	—	—	
81311	Religious organizations . . . . .	7 029	25 713	104 896	527	247	120	67	59	26	8	—	—	—	
813110	Religious organizations . . . . .	7 029	25 713	104 896	527	247	120	67	59	26	8	—	—	—	
8132	Grantmaking & giving services . . . . .	334	2 508	10 902	55	36	11	4	3	1	—	—	—	—	
81321	Grantmaking & giving services . . . . .	334	2 508	10 902	55	36	11	4	3	1	—	—	—	—	
813211	Grantmaking foundations . . . . .	107	783	3 308	20	14	4	—	2	—	—	—	—	—	
813212	Voluntary health organizations . . . . .	135	989	4 544	24	14	5	4	1	—	—	—	—	—	
8133	Social advocacy organizations . . . . .	383	2 974	12 378	39	25	2	6	5	1	—	—	—	—	
81331	Social advocacy organizations . . . . .	383	2 974	12 378	39	25	2	6	5	1	—	—	—	—	
813311	Human rights organizations . . . . .	127	790	3 504	13	8	1	2	1	1	—	—	—	—	
813319	Other social advocacy organizations . . . . .	180	1 624	6 397	16	10	1	2	3	—	—	—	—	—	
8134	Civic & social organizations . . . . .	1 593	5 132	21 415	72	45	6	5	4	7	4	1	—	—	
81341	Civic & social organizations . . . . .	1 593	5 132	21 415	72	45	6	5	4	7	4	1	—	—	
813410	Civic & social organizations . . . . .	1 593	5 132	21 415	72	45	6	5	4	7	4	1	—	—	
8139	Business, labor, political, like organizations . . . . .	4 022	35 966	147 384	273	184	41	24	14	5	2	1	2	—	
81391	Business associations . . . . .	1 929	22 221	90 298	72	44	13	5	6	1	1	1	1	—	
813910	Business associations . . . . .	1 929	22 221	90 298	72	44	13	5	6	1	1	1	1	—	
81392	Professional organizations . . . . .	462	4 162	17 977	48	34	8	1	2	2	1	—	—	—	
813920	Professional organizations . . . . .	462	4 162	17 977	48	34	8	1	2	2	1	—	—	—	
81393	Labor unions & similar labor organizations . . . . .	1 270	7 894	31 191	64	32	15	10	6	—	—	—	—	—	
813930	Labor unions & similar labor organizations . . . . .	1 270	7 894	31 191	64	32	15	10	6	—	—	—	—	—	
81399	Oth similar organizations (exc business, prof, labor, pol) . . . . .	332	1 448	6 729	80	68	3	7	—	2	—	—	—	—	
813990	Oth similar organizations (exc business, prof, labor, pol) . . . . .	332	1 448	6 729	80	68	3	7	—	2	—	—	—	—	
<b>95</b>	<b>Auxiliaries (exc corporate, subsidiary &amp; regional mgt) . . . . .</b>	<b>5 473</b>	<b>38 892</b>	<b>166 333</b>	<b>83</b>	<b>26</b>	<b>20</b>	<b>6</b>	<b>14</b>	<b>7</b>	<b>6</b>	<b>1</b>	<b>2</b>	<b>1</b>	

See footnotes at end of table.

**Table 6. Counties—Employees, Payroll, and Establishments by Industry: 2000—Con.**

[Excludes most government employees, railroad employees, and self-employed persons. Size class 1 to 4 includes establishments with payroll, but no employees, during mid-March pay period. (D) denotes figures withheld to avoid disclosing data for individual companies; the data are included in broader industry totals. Detailed industries with 100 or more employees are shown if industry was not a (D). For explanation of terms, abbreviations, and data reliability/comparability, see introductory text]

NAICS code	Industry	Number of employees for week including March 12	Payroll (\$1,000)		Total number of establishments	Number of establishments by employment-size class										
			First quarter	Annual		1 to 4	5 to 9	10 to 19	20 to 49	50 to 99	100 to 249	250 to 499	500 to 999	1,000 or more		
<b>99</b>	<b>DAVIDSON—Con.</b>															
	Unclassified establishments .....	(E)	(D)	(D)	171	153	14	2	2	—	—	—	—	—	—	—
	<b>DECATUR</b>															
	Total .....	3 354	17 350	75 937	257	144	46	30	22	7	7	1	—	—	—	—
<b>11</b>	<b>Forestry, fishing, hunting, and agriculture support</b> .....	16	69	284	5	4	1	—	—	—	—	—	—	—	—	—
<b>21</b>	<b>Mining</b> .....	(B)	(D)	(D)	4	2	—	1	1	—	—	—	—	—	—	—
<b>22</b>	<b>Utilities</b> .....	(A)	(D)	(D)	1	—	1	—	—	—	—	—	—	—	—	—
<b>23</b>	<b>Construction</b> .....	220	1 344	6 013	23	14	4	3	1	—	1	—	—	—	—	—
233	Building, developing & general contracting .....	136	890	3 982	9	6	2	—	—	—	1	—	—	—	—	—
2333	Nonresidential building construction .....	(C)	(D)	(D)	2	1	—	—	—	—	1	—	—	—	—	—
23332	Commercial & institutional bldg construction ..	(C)	(D)	(D)	2	1	—	—	—	—	1	—	—	—	—	—
<b>31-33</b>	<b>Manufacturing</b> .....	1 087	5 771	24 954	33	9	8	5	5	3	2	1	—	—	—	—
314	Textile product mills .....	(C)	(D)	(D)	2	—	1	—	—	—	1	—	—	—	—	—
3141	Textile furnishings mills .....	(C)	(D)	(D)	1	—	—	—	—	—	1	—	—	—	—	—
31412	Curtain & linen mills .....	(C)	(D)	(D)	1	—	—	—	—	—	1	—	—	—	—	—
332	Fabricated metal product mfg .....	107	606	2 381	3	—	—	1	1	1	—	—	—	—	—	—
3327	Mach shops, turn prod, screw, nut, bolt mfg ....	107	606	2 381	3	—	—	1	1	1	—	—	—	—	—	—
33272	Turned product & screw, nut & bolt mfg .....	107	606	2 381	3	—	—	1	1	1	—	—	—	—	—	—
332721	Precision turned product mfg .....	107	606	2 381	3	—	—	1	1	1	—	—	—	—	—	—
333	Machinery mfg .....	(F)	(D)	(D)	6	1	—	2	—	1	1	1	—	—	—	—
3334	HVAC & commercial refrigeration equipment mfg .....	(F)	(D)	(D)	3	—	—	—	—	1	1	1	—	—	—	—
33341	HVAC & commercial refrigeration equipment mfg .....	(F)	(D)	(D)	3	—	—	—	—	1	1	1	—	—	—	—
<b>42</b>	<b>Wholesale trade</b> .....	71	539	2 236	8	4	1	2	1	—	—	—	—	—	—	—
<b>44-45</b>	<b>Retail trade</b> .....	405	1 546	6 662	48	22	11	11	4	—	—	—	—	—	—	—
<b>48-49</b>	<b>Transportation &amp; warehousing</b> .....	95	588	2 448	18	14	1	2	1	—	—	—	—	—	—	—
<b>51</b>	<b>Information</b> .....	101	727	3 209	7	2	3	—	2	—	—	—	—	—	—	—
<b>52</b>	<b>Finance &amp; insurance</b> .....	96	648	3 672	14	10	1	—	3	—	—	—	—	—	—	—
<b>53</b>	<b>Real estate &amp; rental &amp; leasing</b> .....	(A)	(D)	(D)	4	2	1	1	—	—	—	—	—	—	—	—
<b>54</b>	<b>Professional, scientific &amp; technical services</b> .....	58	229	995	14	11	2	—	1	—	—	—	—	—	—	—
<b>55</b>	<b>Management of companies &amp; enterprises</b> ..	(B)	(D)	(D)	1	—	—	—	—	1	—	—	—	—	—	—
<b>56</b>	<b>Admin, support, waste mgt, remediation services</b> .....	32	154	896	8	6	1	1	—	—	—	—	—	—	—	—
<b>62</b>	<b>Health care and social assistance</b> .....	786	3 747	14 974	17	6	1	3	—	3	4	—	—	—	—	—
621	Ambulatory health care services .....	269	1 629	5 922	9	3	1	2	—	2	1	—	—	—	—	—
6216	Home health care services .....	(C)	(D)	(D)	2	—	—	—	—	1	1	—	—	—	—	—
62161	Home health care services .....	(C)	(D)	(D)	2	—	—	—	—	1	1	—	—	—	—	—
622	Hospitals .....	(C)	(D)	(D)	1	—	—	—	—	—	1	—	—	—	—	—
6221	General medical & surgical hospitals .....	(C)	(D)	(D)	1	—	—	—	—	—	1	—	—	—	—	—
62211	General medical & surgical hospitals .....	(C)	(D)	(D)	1	—	—	—	—	—	1	—	—	—	—	—
623	Nursing & residential care facilities .....	(E)	(D)	(D)	4	—	—	1	—	1	2	—	—	—	—	—
6231	Nursing care facilities .....	364	1 300	5 407	3	—	—	—	—	1	2	—	—	—	—	—
62311	Nursing care facilities .....	364	1 300	5 407	3	—	—	—	—	1	2	—	—	—	—	—
623110	Nursing care facilities .....	364	1 300	5 407	3	—	—	—	—	1	2	—	—	—	—	—
<b>71</b>	<b>Arts, entertainment &amp; recreation</b> .....	(A)	(D)	(D)	3	3	—	—	—	—	—	—	—	—	—	—
<b>72</b>	<b>Accommodation &amp; food services</b> .....	132	219	1 001	25	17	5	1	2	—	—	—	—	—	—	—
722	Food services & drinking places .....	116	188	843	20	13	4	1	2	—	—	—	—	—	—	—
<b>81</b>	<b>Other services (except public administration)</b> .....	103	380	1 650	22	16	5	—	1	—	—	—	—	—	—	—
<b>99</b>	<b>Unclassified establishments</b> .....	(A)	(D)	(D)	2	2	—	—	—	—	—	—	—	—	—	—
	<b>DE KALB</b>															
	Total .....	5 136	29 881	122 342	308	181	52	40	20	6	5	2	2	—	—	—
<b>21</b>	<b>Mining</b> .....	(A)	(D)	(D)	1	—	1	—	—	—	—	—	—	—	—	—
<b>22</b>	<b>Utilities</b> .....	(A)	(D)	(D)	1	1	—	—	—	—	—	—	—	—	—	—
<b>23</b>	<b>Construction</b> .....	125	500	2 617	26	18	3	4	1	—	—	—	—	—	—	—

See footnotes at end of table.

**Table 6. Counties—Employees, Payroll, and Establishments by Industry: 2000—Con.**

[Excludes most government employees, railroad employees, and self-employed persons. Size class 1 to 4 includes establishments with payroll, but no employees, during mid-March pay period. (D) denotes figures withheld to avoid disclosing data for individual companies; the data are included in broader industry totals. Detailed industries with 100 or more employees are shown if industry was not a (D). For explanation of terms, abbreviations, and data reliability/comparability, see introductory text]

NAICS code	Industry	Number of employees for week including March 12	Payroll (\$1,000)		Total number of establishments	Number of establishments by employment-size class								
			First quarter	Annual		1 to 4	5 to 9	10 to 19	20 to 49	50 to 99	100 to 249	250 to 499	500 to 999	1,000 or more
	<b>DE KALB—Con.</b>													
<b>31-33</b>	<b>Manufacturing</b> .....	<b>2 746</b>	<b>18 725</b>	<b>74 491</b>	<b>24</b>	<b>6</b>	<b>2</b>	<b>4</b>	<b>4</b>	<b>2</b>	<b>2</b>	<b>2</b>	<b>2</b>	<b>—</b>
315	Apparel manufacturing .....	156	730	3 021	3	—	1	—	—	2	—	—	—	—
3152	Cut & sew apparel mfg .....	156	730	3 021	3	—	1	—	—	2	—	—	—	—
333	Machinery mfg .....	264	2 230	9 154	4	1	—	1	1	—	1	—	—	—
3333	Commercial & service industry machinery ..	(C)	(D)	(D)	1	—	—	—	—	—	1	—	—	—
33331	Commercial & service industry machinery mfg .....	(C)	(D)	(D)	1	—	—	—	—	—	1	—	—	—
335	Electrical equip, appliance & component mfg .....	(E)	(D)	(D)	1	—	—	—	—	—	—	1	—	—
3359	Other electrical equipment & component mfg ...	(E)	(D)	(D)	1	—	—	—	—	—	—	1	—	—
33593	Wiring device mfg .....	(E)	(D)	(D)	1	—	—	—	—	—	—	1	—	—
336	Transportation equipment mfg .....	1 684	11 971	45 705	3	—	—	—	—	—	—	1	2	—
3363	Motor vehicle parts mfg .....	1 684	11 971	45 705	3	—	—	—	—	—	—	1	2	—
33634	Motor vehicle brake system mfg .....	(F)	(D)	(D)	1	—	—	—	—	—	—	—	1	—
33639	Other motor vehicle parts mfg .....	(F)	(D)	(D)	2	—	—	—	—	—	—	1	1	—
337	Furniture & related product mfg .....	187	799	4 894	4	1	—	1	1	—	1	—	—	—
3371	HH & institutional furniture & kitchen cabinet mfg .....	187	799	4 894	4	1	—	1	1	—	1	—	—	—
33711	Wood kitchen cabinet & countertop mfg .....	(C)	(D)	(D)	3	1	—	1	—	—	1	—	—	—
<b>42</b>	<b>Wholesale trade</b> .....	<b>303</b>	<b>1 814</b>	<b>7 714</b>	<b>7</b>	<b>2</b>	<b>1</b>	<b>2</b>	<b>1</b>	<b>—</b>	<b>1</b>	<b>—</b>	<b>—</b>	<b>—</b>
421	Wholesale trade, durable goods .....	(E)	(D)	(D)	6	2	1	1	1	—	1	—	—	—
4211	Motor vehicle, motor vehicle pt & supply whsle .	(C)	(D)	(D)	2	1	—	—	—	—	1	—	—	—
42112	Motor vehicle supplies & new parts whsle ....	(C)	(D)	(D)	1	—	—	—	—	—	1	—	—	—
<b>44-45</b>	<b>Retail trade</b> .....	<b>458</b>	<b>1 708</b>	<b>7 230</b>	<b>72</b>	<b>40</b>	<b>18</b>	<b>10</b>	<b>4</b>	<b>—</b>	<b>—</b>	<b>—</b>	<b>—</b>	<b>—</b>
445	Food & beverage stores .....	(C)	(D)	(D)	11	4	2	3	2	—	—	—	—	—
4451	Grocery stores .....	(C)	(D)	(D)	10	3	2	3	2	—	—	—	—	—
44511	Grocery (except convenience) stores .....	146	435	1 850	9	2	2	3	2	—	—	—	—	—
445110	Grocery (except convenience) stores .....	146	435	1 850	9	2	2	3	2	—	—	—	—	—
<b>48-49</b>	<b>Transportation &amp; warehousing</b> .....	<b>(A)</b>	<b>(D)</b>	<b>(D)</b>	<b>2</b>	<b>1</b>	<b>1</b>	<b>—</b>	<b>—</b>	<b>—</b>	<b>—</b>	<b>—</b>	<b>—</b>	<b>—</b>
<b>51</b>	<b>Information</b> .....	<b>(C)</b>	<b>(D)</b>	<b>(D)</b>	<b>6</b>	<b>2</b>	<b>2</b>	<b>—</b>	<b>1</b>	<b>1</b>	<b>—</b>	<b>—</b>	<b>—</b>	<b>—</b>
513	Broadcasting & telecommunications .....	(C)	(D)	(D)	5	1	2	—	1	1	—	—	—	—
5133	Telecommunications .....	(C)	(D)	(D)	3	—	1	—	1	1	—	—	—	—
51331	Wired telecommunications carriers .....	(C)	(D)	(D)	3	—	1	—	1	1	—	—	—	—
<b>52</b>	<b>Finance &amp; insurance</b> .....	<b>126</b>	<b>695</b>	<b>2 873</b>	<b>17</b>	<b>9</b>	<b>2</b>	<b>4</b>	<b>2</b>	<b>—</b>	<b>—</b>	<b>—</b>	<b>—</b>	<b>—</b>
<b>53</b>	<b>Real estate &amp; rental &amp; leasing</b> .....	<b>24</b>	<b>73</b>	<b>341</b>	<b>11</b>	<b>9</b>	<b>2</b>	<b>—</b>	<b>—</b>	<b>—</b>	<b>—</b>	<b>—</b>	<b>—</b>	<b>—</b>
<b>54</b>	<b>Professional, scientific &amp; technical services</b> .....	<b>68</b>	<b>285</b>	<b>1 055</b>	<b>18</b>	<b>13</b>	<b>5</b>	<b>—</b>	<b>—</b>	<b>—</b>	<b>—</b>	<b>—</b>	<b>—</b>	<b>—</b>
<b>55</b>	<b>Management of companies &amp; enterprises</b> .	<b>(A)</b>	<b>(D)</b>	<b>(D)</b>	<b>1</b>	<b>1</b>	<b>—</b>	<b>—</b>	<b>—</b>	<b>—</b>	<b>—</b>	<b>—</b>	<b>—</b>	<b>—</b>
<b>56</b>	<b>Admin, support, waste mgt, remediation services</b> .....	<b>105</b>	<b>558</b>	<b>2 981</b>	<b>9</b>	<b>5</b>	<b>2</b>	<b>1</b>	<b>—</b>	<b>1</b>	<b>—</b>	<b>—</b>	<b>—</b>	<b>—</b>
561	Administrative & support services .....	105	558	2 981	9	5	2	1	—	1	—	—	—	—
<b>62</b>	<b>Health care and social assistance</b> .....	<b>461</b>	<b>2 742</b>	<b>10 943</b>	<b>37</b>	<b>23</b>	<b>4</b>	<b>5</b>	<b>3</b>	<b>1</b>	<b>1</b>	<b>—</b>	<b>—</b>	<b>—</b>
621	Ambulatory health care services .....	163	1 032	4 266	21	12	3	3	3	—	—	—	—	—
622	Hospitals .....	(C)	(D)	(D)	1	—	—	—	—	—	1	—	—	—
6221	General medical & surgical hospitals .....	(C)	(D)	(D)	1	—	—	—	—	—	1	—	—	—
62211	General medical & surgical hospitals .....	(C)	(D)	(D)	1	—	—	—	—	—	1	—	—	—
623	Nursing & residential care facilities .....	(C)	(D)	(D)	5	2	1	1	—	1	—	—	—	—
<b>71</b>	<b>Arts, entertainment &amp; recreation</b> .....	<b>57</b>	<b>240</b>	<b>1 627</b>	<b>9</b>	<b>4</b>	<b>2</b>	<b>3</b>	<b>—</b>	<b>—</b>	<b>—</b>	<b>—</b>	<b>—</b>	<b>—</b>
<b>72</b>	<b>Accommodation &amp; food services</b> .....	<b>404</b>	<b>854</b>	<b>3 903</b>	<b>23</b>	<b>9</b>	<b>3</b>	<b>5</b>	<b>4</b>	<b>1</b>	<b>1</b>	<b>—</b>	<b>—</b>	<b>—</b>
722	Food services & drinking places .....	389	825	3 733	19	7	1	5	4	1	1	—	—	—
7221	Full-service restaurants .....	194	519	2 401	10	4	1	3	1	—	1	—	—	—
72211	Full-service restaurants .....	194	519	2 401	10	4	1	3	1	—	1	—	—	—
722110	Full-service restaurants .....	194	519	2 401	10	4	1	3	1	—	1	—	—	—
7222	Limited-service eating places .....	195	306	1 332	9	3	—	2	3	1	—	—	—	—
72221	Limited-service eating places .....	195	306	1 332	9	3	—	2	3	1	—	—	—	—
722211	Limited-service restaurants .....	195	306	1 332	9	3	—	2	3	1	—	—	—	—
<b>81</b>	<b>Other services (except public administration)</b> .....	<b>106</b>	<b>408</b>	<b>1 761</b>	<b>39</b>	<b>34</b>	<b>4</b>	<b>1</b>	<b>—</b>	<b>—</b>	<b>—</b>	<b>—</b>	<b>—</b>	<b>—</b>
<b>95</b>	<b>Auxiliaries (exc corporate, subsidiary &amp; regional mgt)</b> .....	<b>(A)</b>	<b>(D)</b>	<b>(D)</b>	<b>1</b>	<b>—</b>	<b>—</b>	<b>1</b>	<b>—</b>	<b>—</b>	<b>—</b>	<b>—</b>	<b>—</b>	<b>—</b>
<b>99</b>	<b>Unclassified establishments</b> .....	<b>1</b>	<b>1</b>	<b>50</b>	<b>4</b>	<b>4</b>	<b>—</b>	<b>—</b>	<b>—</b>	<b>—</b>	<b>—</b>	<b>—</b>	<b>—</b>	<b>—</b>

See footnotes at end of table.

**Table 6. Counties—Employees, Payroll, and Establishments by Industry: 2000—Con.**

[Excludes most government employees, railroad employees, and self-employed persons. Size class 1 to 4 includes establishments with payroll, but no employees, during mid-March pay period. (D) denotes figures withheld to avoid disclosing data for individual companies; the data are included in broader industry totals. Detailed industries with 100 or more employees are shown if industry was not a (D). For explanation of terms, abbreviations, and data reliability/comparability, see introductory text]

NAICS code	Industry	Number of employees for week including March 12	Payroll (\$1,000)		Total number of establishments	Number of establishments by employment-size class									
			First quarter	Annual		1 to 4	5 to 9	10 to 19	20 to 49	50 to 99	100 to 249	250 to 499	500 to 999	1,000 or more	
<b>DICKSON</b>															
	<b>Total</b> .....	<b>13 404</b>	<b>76 647</b>	<b>322 966</b>	<b>886</b>	<b>478</b>	<b>192</b>	<b>103</b>	<b>64</b>	<b>23</b>	<b>16</b>	<b>8</b>	<b>2</b>	<b>-</b>	
<b>11</b>	<b>Forestry, fishing, hunting, and agriculture support</b> .....	<b>6</b>	<b>26</b>	<b>69</b>	<b>4</b>	<b>4</b>	<b>-</b>	<b>-</b>	<b>-</b>	<b>-</b>	<b>-</b>	<b>-</b>	<b>-</b>	<b>-</b>	
<b>21</b>	<b>Mining</b> .....	<b>(B)</b>	<b>(D)</b>	<b>(D)</b>	<b>2</b>	<b>1</b>	<b>-</b>	<b>-</b>	<b>1</b>	<b>-</b>	<b>-</b>	<b>-</b>	<b>-</b>	<b>-</b>	
<b>22</b>	<b>Utilities</b> .....	<b>(A)</b>	<b>(D)</b>	<b>(D)</b>	<b>1</b>	<b>1</b>	<b>-</b>	<b>-</b>	<b>-</b>	<b>-</b>	<b>-</b>	<b>-</b>	<b>-</b>	<b>-</b>	
<b>23</b>	<b>Construction</b> .....	<b>788</b>	<b>4 170</b>	<b>20 535</b>	<b>124</b>	<b>80</b>	<b>24</b>	<b>13</b>	<b>5</b>	<b>1</b>	<b>1</b>	<b>-</b>	<b>-</b>	<b>-</b>	
233	Building, developing & general contracting .....	150	839	3 215	32	22	5	4	1	-	-	-	-	-	
235	Special trade contractors .....	600	3 144	16 576	83	53	16	8	4	1	1	-	-	-	
2353	Electrical contractors .....	102	710	4 299	12	7	4	-	-	1	-	-	-	-	
23531	Electrical contractors .....	102	710	4 299	12	7	4	-	-	1	-	-	-	-	
235310	Electrical contractors .....	102	710	4 299	12	7	4	-	-	1	-	-	-	-	
2359	Other special trade contractors .....	245	1 139	6 050	21	15	1	2	2	-	1	-	-	-	
23591	Structural steel erection contractors .....	192	939	4 876	5	-	1	2	1	-	1	-	-	-	
235910	Structural steel erection contractors .....	192	939	4 876	5	-	1	2	1	-	1	-	-	-	
<b>31-33</b>	<b>Manufacturing</b> .....	<b>4 551</b>	<b>34 715</b>	<b>140 866</b>	<b>55</b>	<b>19</b>	<b>5</b>	<b>8</b>	<b>3</b>	<b>5</b>	<b>9</b>	<b>5</b>	<b>1</b>	<b>-</b>	
311	Food mfg .....	(C)	(D)	(D)	4	2	-	-	1	1	-	-	-	-	
315	Apparel manufacturing .....	(E)	(D)	(D)	2	1	-	-	-	-	1	-	-	-	
3152	Cut & sew apparel mfg .....	(E)	(D)	(D)	2	1	-	-	-	-	1	-	-	-	
31522	Men's, boys' cut & sew apparel mfg .....	(E)	(D)	(D)	1	-	-	-	-	-	1	-	-	-	
321	Wood product mfg .....	211	1 162	5 141	13	4	4	4	-	-	1	-	-	-	
3219	Other wood product mfg .....	130	737	2 948	6	3	2	-	-	-	1	-	-	-	
32191	Millwork .....	(C)	(D)	(D)	3	1	1	-	-	-	1	-	-	-	
323	Printing & related support activities .....	(F)	(D)	(D)	5	3	-	-	-	-	1	1	-	-	
3231	Printing & related support activities .....	(F)	(D)	(D)	5	3	-	-	-	-	1	1	-	-	
32311	Printing .....	(F)	(D)	(D)	5	3	-	-	-	-	1	1	-	-	
326	Plastics & rubber products mfg .....	(C)	(D)	(D)	2	-	-	-	-	1	1	-	-	-	
3261	Plastics product mfg .....	(C)	(D)	(D)	2	-	-	-	-	1	1	-	-	-	
32619	Other plastics product mfg .....	(C)	(D)	(D)	2	-	-	-	-	1	1	-	-	-	
327	Nonmetallic mineral product mfg .....	(E)	(D)	(D)	3	1	-	-	-	1	1	-	-	-	
3274	Lime & gypsum product mfg .....	(C)	(D)	(D)	1	-	-	-	-	-	1	-	-	-	
32742	Gypsum product mfg .....	(C)	(D)	(D)	1	-	-	-	-	-	1	-	-	-	
331	Primary metal mfg .....	600	7 138	30 483	3	-	-	-	-	1	1	1	-	-	
3313	Alumina & aluminum production & processing ..	(C)	(D)	(D)	1	-	-	-	-	-	1	-	-	-	
33131	Alumina & aluminum production & processing ..	(C)	(D)	(D)	1	-	-	-	-	-	1	-	-	-	
3315	Foundries .....	(E)	(D)	(D)	1	-	-	-	-	-	-	1	-	-	
33152	Nonferrous metal foundries .....	(E)	(D)	(D)	1	-	-	-	-	-	-	1	-	-	
332	Fabricated metal product mfg .....	749	4 695	17 522	8	-	1	4	-	-	2	1	-	-	
3323	Architectural & structural metals mfg .....	(E)	(D)	(D)	2	-	1	-	-	-	-	1	-	-	
33232	Ornamental & architectural metal prod mfg ...	(E)	(D)	(D)	1	-	-	-	-	-	-	1	-	-	
3326	Spring & wire product mfg .....	(C)	(D)	(D)	1	-	-	-	-	-	1	-	-	-	
33261	Spring & wire product mfg .....	(C)	(D)	(D)	1	-	-	-	-	-	1	-	-	-	
3328	Coating, engrave, heat treating & oth activity ...	(C)	(D)	(D)	1	-	-	-	-	-	1	-	-	-	
33281	Coating, engrave, heat treating & oth activity .	(C)	(D)	(D)	1	-	-	-	-	-	1	-	-	-	
335	Electrical equip, appliance & component mfg .....	(E)	(D)	(D)	4	2	-	-	1	-	-	1	-	-	
3352	Household appliance mfg .....	(E)	(D)	(D)	1	-	-	-	-	-	-	1	-	-	
33522	Major appliance mfg .....	(E)	(D)	(D)	1	-	-	-	-	-	-	1	-	-	
336	Transportation equipment mfg .....	(E)	(D)	(D)	3	1	-	-	-	-	2	-	-	-	
3363	Motor vehicle parts mfg .....	(C)	(D)	(D)	1	-	-	-	-	-	1	-	-	-	
33639	Other motor vehicle parts mfg .....	(C)	(D)	(D)	1	-	-	-	-	-	1	-	-	-	
3366	Ship & boat building .....	(C)	(D)	(D)	2	1	-	-	-	-	1	-	-	-	
33661	Ship & boat building .....	(C)	(D)	(D)	2	1	-	-	-	-	1	-	-	-	
337	Furniture & related product mfg .....	(F)	(D)	(D)	2	1	-	-	-	-	-	-	1	-	
3372	Office furniture (including fixtures) mfg .....	(F)	(D)	(D)	1	-	-	-	-	-	-	-	1	-	
33721	Office furniture (including fixtures) mfg .....	(F)	(D)	(D)	1	-	-	-	-	-	-	-	1	-	
<b>42</b>	<b>Wholesale trade</b> .....	<b>468</b>	<b>3 192</b>	<b>13 918</b>	<b>37</b>	<b>20</b>	<b>9</b>	<b>2</b>	<b>4</b>	<b>1</b>	<b>1</b>	<b>-</b>	<b>-</b>	<b>-</b>	
421	Wholesale trade, durable goods .....	204	1 208	5 633	25	15	6	2	1	1	-	-	-	-	
4213	Lumber & other construction materials whsle ...	(C)	(D)	(D)	3	1	-	-	1	1	-	-	-	-	
42131	Lumber, plywood, millwork & wood panel whsle .....	(C)	(D)	(D)	2	-	-	-	1	1	-	-	-	-	
422	Wholesale trade, nondurable goods .....	264	1 984	8 285	12	5	3	-	3	-	1	-	-	-	
4224	Grocery & related product whsle .....	(C)	(D)	(D)	2	-	-	-	1	-	1	-	-	-	
42249	Other grocery & related products whsle .....	(C)	(D)	(D)	2	-	-	-	1	-	1	-	-	-	

See footnotes at end of table.

**Table 6. Counties—Employees, Payroll, and Establishments by Industry: 2000—Con.**

[Excludes most government employees, railroad employees, and self-employed persons. Size class 1 to 4 includes establishments with payroll, but no employees, during mid-March pay period. (D) denotes figures withheld to avoid disclosing data for individual companies; the data are included in broader industry totals. Detailed industries with 100 or more employees are shown if industry was not a (D). For explanation of terms, abbreviations, and data reliability/comparability, see introductory text]

NAICS code	Industry	Number of employees for week including March 12	Payroll (\$1,000)		Total number of establishments	Number of establishments by employment-size class								
			First quarter	Annual		1 to 4	5 to 9	10 to 19	20 to 49	50 to 99	100 to 249	250 to 499	500 to 999	1,000 or more
<b>DICKSON—Con.</b>														
<b>44-45</b>	<b>Retail trade</b>	<b>2 300</b>	<b>11 152</b>	<b>46 162</b>	<b>200</b>	<b>91</b>	<b>57</b>	<b>30</b>	<b>15</b>	<b>5</b>	<b>1</b>	<b>1</b>		
441	Motor vehicle & parts dealers	259	1 975	7 985	31	18	4	6	2	1				
4411	Automobile dealers	159	1 465	5 676	11	5	1	2	2	1				
44111	New car dealers	143	1 368	5 311	5			2	2	1				
441110	New car dealers	143	1 368	5 311	5			2	2	1				
444	Bldg material & garden equip & supp dealers	293	1 680	7 304	18	4	5	4	4	1				
4441	Building material & supplies dealers	226	1 362	6 071	14	2	5	3	3	1				
44419	Other building material dealers	187	1 184	5 395	8		2	2	3	1				
444190	Other building material dealers	187	1 184	5 395	8		2	2	3	1				
445	Food & beverage stores	425	1 788	7 448	21	11	2	1	5	1	1			
4451	Grocery stores	413	1 738	7 263	14	4	2	1	5	1	1			
44511	Grocery (except convenience) stores	402	1 699	7 088	11	2	1	1	5	1	1			
445110	Grocery (except convenience) stores	402	1 699	7 088	11	2	1	1	5	1	1			
447	Gasoline stations	245	826	3 862	42	21	16	4		1				
4471	Gasoline stations	245	826	3 862	42	21	16	4		1				
44711	Gasoline stations with convenience stores	228	766	3 632	38	18	15	4		1				
447110	Gasoline stations with convenience stores	228	766	3 632	38	18	15	4		1				
448	Clothing & clothing accessories stores	105	363	1 627	15	7	4	3	1					
452	General merchandise stores	602	2 611	9 969	10		6	1	1	1		1		
4529	Other general merchandise stores	(F)	(D)	(D)	9		6	1	1			1		
45291	Warehouse clubs & superstores	(E)	(D)	(D)	1							1		
453	Miscellaneous store retailers	103	544	2 332	19	9	7	3						
<b>48-49</b>	<b>Transportation &amp; warehousing</b>	<b>98</b>	<b>512</b>	<b>2 349</b>	<b>26</b>	<b>18</b>	<b>5</b>	<b>3</b>						
<b>51</b>	<b>Information</b>	<b>231</b>	<b>1 679</b>	<b>7 330</b>	<b>12</b>	<b>5</b>	<b>4</b>		<b>1</b>	<b>2</b>				
513	Broadcasting & telecommunications	(C)	(D)	(D)	10	4	4		1	1				
5133	Telecommunications	(C)	(D)	(D)	7	2	3		1	1				
51331	Wired telecommunications carriers	(C)	(D)	(D)	5		3		1	1				
<b>52</b>	<b>Finance &amp; insurance</b>	<b>417</b>	<b>3 266</b>	<b>14 469</b>	<b>56</b>	<b>35</b>	<b>13</b>	<b>4</b>	<b>2</b>	<b>2</b>				
522	Credit intermediation & related activities	262	1 892	7 851	33	17	10	4	1	1				
5221	Depository credit intermediation	(C)	(D)	(D)	12	2	5	3	1	1				
52211	Commercial banking	108	780	3 294	10	2	4	3	1					
522110	Commercial banking	108	780	3 294	10	2	4	3	1					
<b>53</b>	<b>Real estate &amp; rental &amp; leasing</b>	<b>143</b>	<b>579</b>	<b>2 687</b>	<b>43</b>	<b>31</b>	<b>10</b>	<b>2</b>						
<b>54</b>	<b>Professional, scientific &amp; technical services</b>	<b>137</b>	<b>701</b>	<b>4 329</b>	<b>45</b>	<b>38</b>	<b>4</b>	<b>3</b>						
541	Professional, scientific & technical services	137	701	4 329	45	38	4	3						
<b>55</b>	<b>Management of companies &amp; enterprises</b>	<b>(B)</b>	<b>(D)</b>	<b>(D)</b>	<b>2</b>		<b>1</b>	<b>1</b>						
<b>56</b>	<b>Admin, support, waste mgmt, remediation services</b>	<b>1 118</b>	<b>3 330</b>	<b>15 129</b>	<b>35</b>	<b>19</b>	<b>4</b>	<b>1</b>	<b>5</b>	<b>3</b>	<b>1</b>	<b>2</b>		
561	Administrative & support services	(G)	(D)	(D)	33	17	4	1	5	3	1	2		
5613	Employment services	863	2 624	11 848	8	1			2	3		2		
56132	Temporary help services	(F)	(D)	(D)	7	1			2	2		2		
5617	Services to buildings & dwellings	199	384	1 678	15	9	2	1	2		1			
56172	Janitorial services	(C)	(D)	(D)	5	3		1			1			
<b>61</b>	<b>Educational services</b>	<b>48</b>	<b>135</b>	<b>525</b>	<b>5</b>	<b>1</b>	<b>3</b>		<b>1</b>					
<b>62</b>	<b>Health care and social assistance</b>	<b>1 479</b>	<b>7 527</b>	<b>31 212</b>	<b>66</b>	<b>27</b>	<b>15</b>	<b>15</b>	<b>5</b>	<b>1</b>	<b>2</b>		<b>1</b>	
621	Ambulatory health care services	170	1 217	4 863	32	18	10	3	1					
622	Hospitals	(F)	(D)	(D)	2					1			1	
6221	General medical & surgical hospitals	(F)	(D)	(D)	2					1			1	
62211	General medical & surgical hospitals	(F)	(D)	(D)	2					1			1	
623	Nursing & residential care facilities	382	1 564	6 181	7		1	4			2			
6231	Nursing care facilities	(C)	(D)	(D)	1						1			
62311	Nursing care facilities	(C)	(D)	(D)	1						1			
6239	Other residential care facilities	(C)	(D)	(D)	1						1			
62399	Other residential care facilities	(C)	(D)	(D)	1						1			
624	Social assistance	(E)	(D)	(D)	25	9	4	8	4					
6241	Individual & family services	(C)	(D)	(D)	12	5		5	2					
6244	Child day care services	117	287	1 122	10	4	2	2	2					
62441	Child day care services	117	287	1 122	10	4	2	2	2					
624410	Child day care services	117	287	1 122	10	4	2	2	2					
<b>71</b>	<b>Arts, entertainment &amp; recreation</b>	<b>65</b>	<b>206</b>	<b>988</b>	<b>8</b>	<b>3</b>	<b>3</b>	<b>1</b>	<b>1</b>					
<b>72</b>	<b>Accommodation &amp; food services</b>	<b>1 047</b>	<b>2 867</b>	<b>12 113</b>	<b>69</b>	<b>25</b>	<b>9</b>	<b>13</b>	<b>18</b>	<b>3</b>	<b>1</b>			
721	Accommodation	108	311	1 169	15	6	4	4	1					
7211	Traveler accommodation	(C)	(D)	(D)	14	5	4	4	1					
72111	Hotels (exc casino hotels) & motels	(C)	(D)	(D)	14	5	4	4	1					
722	Food services & drinking places	939	2 556	10 944	54	19	5	9	17	3	1			
7221	Full-service restaurants	456	1 383	5 565	30	13	4	5	6	1	1			
72211	Full-service restaurants	456	1 383	5 565	30	13	4	5	6	1	1			
722110	Full-service restaurants	456	1 383	5 565	30	13	4	5	6	1	1			
7222	Limited-service eating places	472	1 129	5 164	21	4	1	3	11	2				
72221	Limited-service eating places	472	1 129	5 164	21	4	1	3	11	2				

See footnotes at end of table.

**Table 6. Counties—Employees, Payroll, and Establishments by Industry: 2000—Con.**

[Excludes most government employees, railroad employees, and self-employed persons. Size class 1 to 4 includes establishments with payroll, but no employees, during mid-March pay period. (D) denotes figures withheld to avoid disclosing data for individual companies; the data are included in broader industry totals. Detailed industries with 100 or more employees are shown if industry was not a (D). For explanation of terms, abbreviations, and data reliability/comparability, see introductory text]

NAICS code	Industry	Number of employees for week including March 12	Payroll (\$1,000)		Total number of establishments	Number of establishments by employment-size class								
			First quarter	Annual		1 to 4	5 to 9	10 to 19	20 to 49	50 to 99	100 to 249	250 to 499	500 to 999	1,000 or more
<b>DICKSON—Con.</b>														
<b>81</b>	<b>Other services (except public administration)</b>	<b>440</b>	<b>1 960</b>	<b>8 173</b>	<b>88</b>	<b>55</b>	<b>23</b>	<b>7</b>	<b>3</b>	—	—	—	—	—
811	Repair & maintenance	147	923	3 652	25	17	6	—	2	—	—	—	—	—
8111	Automotive repair & maintenance	137	865	3 424	19	11	6	—	2	—	—	—	—	—
813	Religious, grantmaking, civic, prof & like organizations	216	732	3 163	47	31	10	5	1	—	—	—	—	—
8131	Religious organizations	189	595	2 519	37	23	8	5	1	—	—	—	—	—
81311	Religious organizations	189	595	2 519	37	23	8	5	1	—	—	—	—	—
813110	Religious organizations	189	595	2 519	37	23	8	5	1	—	—	—	—	—
<b>95</b>	<b>Auxiliaries (exc corporate, subsidiary &amp; regional mgt)</b>	<b>(A)</b>	<b>(D)</b>	<b>(D)</b>	<b>2</b>	<b>1</b>	<b>1</b>	—	—	—	—	—	—	—
<b>99</b>	<b>Unclassified establishments</b>	<b>14</b>	<b>40</b>	<b>198</b>	<b>6</b>	<b>4</b>	<b>2</b>	—	—	—	—	—	—	—
<b>DYER</b>														
	<b>Total</b>	<b>15 110</b>	<b>88 122</b>	<b>379 448</b>	<b>951</b>	<b>517</b>	<b>197</b>	<b>114</b>	<b>80</b>	<b>16</b>	<b>17</b>	<b>7</b>	<b>2</b>	<b>1</b>
<b>23</b>	<b>Construction</b>	<b>828</b>	<b>5 542</b>	<b>27 360</b>	<b>87</b>	<b>54</b>	<b>14</b>	<b>10</b>	<b>7</b>	—	<b>2</b>	—	—	—
233	Building, developing & general contracting	224	1 899	8 616	21	15	4	1	—	—	1	—	—	—
2333	Nonresidential building construction	(C)	(D)	(D)	5	3	1	—	—	—	1	—	—	—
23331	Mfg & industrial building construction	(C)	(D)	(D)	2	—	1	—	—	—	1	—	—	—
234	Heavy construction	205	1 508	10 340	8	3	2	2	—	—	1	—	—	—
2341	Highway, street, bridge & tunnel construction	(C)	(D)	(D)	3	1	—	1	—	—	1	—	—	—
23411	Highway & street construction	(C)	(D)	(D)	2	—	—	1	—	—	1	—	—	—
235	Special trade contractors	399	2 135	8 404	58	36	8	7	7	—	—	—	—	—
<b>31-33</b>	<b>Manufacturing</b>	<b>5 879</b>	<b>46 816</b>	<b>195 270</b>	<b>43</b>	<b>11</b>	<b>6</b>	<b>5</b>	<b>4</b>	<b>2</b>	<b>8</b>	<b>4</b>	<b>2</b>	<b>1</b>
311	Food mfg	(F)	(D)	(D)	2	1	—	—	—	—	—	—	1	—
3116	Animal slaughtering & processing	(F)	(D)	(D)	1	—	—	—	—	—	—	—	1	—
31161	Animal slaughtering & processing	(F)	(D)	(D)	1	—	—	—	—	—	—	—	1	—
313	Textile mills	(F)	(D)	(D)	3	1	—	—	—	—	1	—	1	—
3132	Fabric mills	(F)	(D)	(D)	2	—	—	—	—	—	1	—	1	—
31324	Knit fabric mills	(F)	(D)	(D)	2	—	—	—	—	—	1	—	1	—
314	Textile product mills	(E)	(D)	(D)	2	1	—	—	—	—	—	1	—	—
3149	Other textile product mills	(E)	(D)	(D)	2	1	—	—	—	—	—	1	—	—
31499	All other textile product mills	(E)	(D)	(D)	1	—	—	—	—	—	—	1	—	—
323	Printing & related support activities	(G)	(D)	(D)	3	—	2	—	—	—	—	—	—	1
3231	Printing & related support activities	(G)	(D)	(D)	3	—	2	—	—	—	—	—	—	1
32311	Printing	(G)	(D)	(D)	3	—	2	—	—	—	—	—	—	1
325	Chemical mfg	(C)	(D)	(D)	1	—	—	—	—	—	1	—	—	—
3256	Soap, cleaners & toilet preparation mfg	(C)	(D)	(D)	1	—	—	—	—	—	1	—	—	—
32561	Soap & cleaning compound mfg	(C)	(D)	(D)	1	—	—	—	—	—	1	—	—	—
326	Plastics & rubber products mfg	(G)	(D)	(D)	7	2	—	1	—	—	3	1	—	—
3261	Plastics product mfg	(C)	(D)	(D)	3	1	—	1	—	—	1	—	—	—
32619	Other plastics product mfg	(C)	(D)	(D)	3	1	—	1	—	—	1	—	—	—
3262	Rubber product mfg	838	8 380	36 732	4	1	—	—	—	—	2	1	—	—
32629	Other rubber product mfg	838	8 380	36 732	4	1	—	—	—	—	2	1	—	—
326299	All other rubber product mfg	838	8 380	36 732	4	1	—	—	—	—	2	1	—	—
332	Fabricated metal product mfg	567	4 169	16 594	6	3	—	—	1	—	1	1	—	—
3323	Architectural & structural metals mfg	(C)	(D)	(D)	2	1	—	—	—	—	1	—	—	—
33232	Ornamental & architectural metal prod mfg	(C)	(D)	(D)	1	—	—	—	—	—	1	—	—	—
3327	Mach shops, turn prod, screw, nut, bolt mfg	(E)	(D)	(D)	4	2	—	—	1	—	—	1	—	—
33272	Turned product & screw, nut & bolt mfg	(E)	(D)	(D)	2	—	—	—	1	—	—	1	—	—
333	Machinery mfg	(C)	(D)	(D)	3	—	1	1	—	—	1	—	—	—
3336	Engine, turbine & power transmsn equip mfg	(C)	(D)	(D)	1	—	—	—	—	—	1	—	—	—
33361	Engine, turbine & power transmsn equip mfg	(C)	(D)	(D)	1	—	—	—	—	—	1	—	—	—
334	Computer & electronic product mfg	(E)	(D)	(D)	1	—	—	—	—	—	—	1	—	—
3344	Semiconductor & oth electronic component mfg	(E)	(D)	(D)	1	—	—	—	—	—	—	1	—	—
33441	Semiconductor & oth electronic component mfg	(E)	(D)	(D)	1	—	—	—	—	—	—	1	—	—
336	Transportation equipment mfg	230	1 887	4 260	3	—	—	—	1	1	1	—	—	—
3363	Motor vehicle parts mfg	(C)	(D)	(D)	2	—	—	—	—	1	1	—	—	—
33639	Other motor vehicle parts mfg	(C)	(D)	(D)	1	—	—	—	—	—	1	—	—	—
<b>42</b>	<b>Wholesale trade</b>	<b>352</b>	<b>2 196</b>	<b>10 749</b>	<b>48</b>	<b>24</b>	<b>12</b>	<b>8</b>	<b>3</b>	<b>1</b>	—	—	—	—
421	Wholesale trade, durable goods	174	1 126	4 766	35	22	8	3	2	—	—	—	—	—
422	Wholesale trade, nondurable goods	178	1 070	5 983	13	2	4	5	1	1	—	—	—	—

See footnotes at end of table.



**Table 6. Counties—Employees, Payroll, and Establishments by Industry: 2000—Con.**

[Excludes most government employees, railroad employees, and self-employed persons. Size class 1 to 4 includes establishments with payroll, but no employees, during mid-March pay period. (D) denotes figures withheld to avoid disclosing data for individual companies; the data are included in broader industry totals. Detailed industries with 100 or more employees are shown if industry was not a (D). For explanation of terms, abbreviations, and data reliability/comparability, see introductory text]

NAICS code	Industry	Number of employees for week including March 12	Payroll (\$1,000)		Total number of establishments	Number of establishments by employment-size class								
			First quarter	Annual		1 to 4	5 to 9	10 to 19	20 to 49	50 to 99	100 to 249	250 to 499	500 to 999	1,000 or more
<b>DYER—Con.</b>														
<b>44-45</b>	<b>Retail trade</b> .....	<b>2 081</b>	<b>8 011</b>	<b>33 601</b>	<b>222</b>	<b>114</b>	<b>63</b>	<b>24</b>	<b>17</b>	<b>3</b>	—	<b>1</b>	—	—
441	Motor vehicle & parts dealers .....	242	1 669	7 302	28	14	7	2	5	—	—	—	—	—
4411	Automobile dealers .....	155	1 054	5 807	15	8	3	—	4	—	—	—	—	—
44111	New car dealers .....	131	968	4 987	7	2	1	—	4	—	—	—	—	—
441110	New car dealers .....	131	968	4 987	7	2	1	—	4	—	—	—	—	—
444	Bldg material & garden equip & supp dealers .....	123	528	2 229	17	9	4	2	2	—	—	—	—	—
445	Food & beverage stores .....	312	932	3 660	28	18	3	2	3	2	—	—	—	—
4451	Grocery stores .....	299	910	3 556	19	10	2	2	3	2	—	—	—	—
44511	Grocery (except convenience) stores .....	268	835	3 253	12	6	—	1	3	2	—	—	—	—
445110	Grocery (except convenience) stores .....	268	835	3 253	12	6	—	1	3	2	—	—	—	—
446	Health & personal care stores .....	111	375	1 748	14	4	4	6	—	—	—	—	—	—
4461	Health & personal care stores .....	111	375	1 748	14	4	4	6	—	—	—	—	—	—
447	Gasoline stations .....	238	680	2 514	35	13	14	7	1	—	—	—	—	—
4471	Gasoline stations .....	238	680	2 514	35	13	14	7	1	—	—	—	—	—
44711	Gasoline stations with convenience stores .....	210	573	2 056	26	6	12	7	1	—	—	—	—	—
447110	Gasoline stations with convenience stores .....	210	573	2 056	26	6	12	7	1	—	—	—	—	—
448	Clothing & clothing accessories stores .....	219	618	2 494	28	14	11	—	2	1	—	—	—	—
4481	Clothing stores .....	186	515	2 058	20	11	6	—	2	1	—	—	—	—
44814	Family clothing stores .....	131	400	1 612	4	1	—	—	2	1	—	—	—	—
448140	Family clothing stores .....	131	400	1 612	4	1	—	—	2	1	—	—	—	—
451	Sporting goods, hobby, book & music stores .....	101	363	1 530	14	4	7	2	1	—	—	—	—	—
452	General merchandise stores .....	524	1 986	8 026	11	3	6	—	1	—	—	1	—	—
4529	Other general merchandise stores .....	524	1 986	8 026	11	3	6	—	1	—	—	1	—	—
45291	Warehouse clubs & superstores .....	(E)	(D)	(D)	1	—	—	—	—	—	—	1	—	—
<b>48-49</b>	<b>Transportation &amp; warehousing</b> .....	<b>430</b>	<b>2 383</b>	<b>11 030</b>	<b>36</b>	<b>18</b>	<b>7</b>	<b>6</b>	<b>4</b>	—	<b>1</b>	—	—	—
483	Water transportation .....	(C)	(D)	(D)	2	—	—	1	—	—	1	—	—	—
4832	Inland water transportation .....	(C)	(D)	(D)	2	—	—	1	—	—	1	—	—	—
48321	Inland water transportation .....	(C)	(D)	(D)	2	—	—	1	—	—	1	—	—	—
<b>51</b>	<b>Information</b> .....	<b>186</b>	<b>1 156</b>	<b>4 596</b>	<b>13</b>	<b>4</b>	<b>2</b>	<b>5</b>	—	—	—	—	—	—
<b>52</b>	<b>Finance &amp; insurance</b> .....	<b>472</b>	<b>3 938</b>	<b>17 983</b>	<b>68</b>	<b>47</b>	<b>11</b>	<b>6</b>	<b>3</b>	—	<b>1</b>	—	—	—
522	Credit intermediation & related activities .....	301	1 899	9 383	33	21	7	3	1	—	1	—	—	—
5221	Depository credit intermediation .....	(E)	(D)	(D)	19	9	5	3	1	—	1	—	—	—
52211	Commercial banking .....	256	1 589	8 119	18	9	4	3	1	—	1	—	—	—
522110	Commercial banking .....	256	1 589	8 119	18	9	4	3	1	—	1	—	—	—
524	Insurance carriers & related activities .....	135	1 382	5 574	23	17	1	3	2	—	—	—	—	—
<b>53</b>	<b>Real estate &amp; rental &amp; leasing</b> .....	<b>81</b>	<b>335</b>	<b>1 360</b>	<b>27</b>	<b>21</b>	<b>5</b>	<b>1</b>	—	—	—	—	—	—
<b>54</b>	<b>Professional, scientific &amp; technical services</b> .....	<b>246</b>	<b>972</b>	<b>3 890</b>	<b>51</b>	<b>37</b>	<b>8</b>	<b>4</b>	<b>1</b>	<b>1</b>	—	—	—	—
541	Professional, scientific & technical services .....	246	972	3 890	51	37	8	4	1	1	—	—	—	—
<b>55</b>	<b>Management of companies &amp; enterprises</b> .....	<b>(B)</b>	<b>(D)</b>	<b>(D)</b>	<b>3</b>	<b>2</b>	—	<b>1</b>	—	—	—	—	—	—
<b>56</b>	<b>Admin, support, waste mgt, remediation services</b> .....	<b>1 236</b>	<b>3 219</b>	<b>14 109</b>	<b>45</b>	<b>24</b>	<b>8</b>	<b>5</b>	<b>3</b>	<b>1</b>	<b>3</b>	<b>1</b>	—	—
561	Administrative & support services .....	1 236	3 219	14 109	45	24	8	5	3	1	3	1	—	—
5613	Employment services .....	952	2 139	8 980	6	1	1	—	—	—	3	1	—	—
56132	Temporary help services .....	952	2 139	8 980	6	1	1	—	—	—	3	1	—	—
561320	Temporary help services .....	952	2 139	8 980	6	1	1	—	—	—	3	1	—	—
5617	Services to buildings & dwellings .....	168	451	1 636	22	14	4	2	1	1	—	—	—	—
56172	Janitorial services .....	119	249	994	11	6	3	—	1	1	—	—	—	—
561720	Janitorial services .....	119	249	994	11	6	3	—	1	1	—	—	—	—
<b>61</b>	<b>Educational services</b> .....	<b>(B)</b>	<b>(D)</b>	<b>(D)</b>	<b>3</b>	<b>1</b>	<b>1</b>	—	<b>1</b>	—	—	—	—	—
<b>62</b>	<b>Health care and social assistance</b> .....	<b>1 444</b>	<b>8 764</b>	<b>38 365</b>	<b>101</b>	<b>45</b>	<b>26</b>	<b>16</b>	<b>9</b>	<b>3</b>	<b>1</b>	<b>1</b>	—	—
621	Ambulatory health care services .....	472	3 978	19 417	60	27	17	10	5	1	—	—	—	—
6211	Offices of physicians .....	305	2 805	13 945	31	11	10	6	3	1	—	—	—	—
62111	Offices of physicians .....	305	2 805	13 945	31	11	10	6	3	1	—	—	—	—
621111	Offices of physicians (exc mental health) .....	305	2 805	13 945	31	11	10	6	3	1	—	—	—	—
6212	Offices of dentists .....	105	644	2 861	18	9	5	3	1	—	—	—	—	—
62121	Offices of dentists .....	105	644	2 861	18	9	5	3	1	—	—	—	—	—
621210	Offices of dentists .....	105	644	2 861	18	9	5	3	1	—	—	—	—	—
622	Hospitals .....	(E)	(D)	(D)	1	—	—	—	—	—	—	1	—	—
6221	General medical & surgical hospitals .....	(E)	(D)	(D)	1	—	—	—	—	—	—	1	—	—
62211	General medical & surgical hospitals .....	(E)	(D)	(D)	1	—	—	—	—	—	—	1	—	—
623	Nursing & residential care facilities .....	426	1 510	6 348	14	1	5	3	2	2	1	—	—	—
6231	Nursing care facilities .....	284	1 065	4 501	4	—	1	—	—	2	1	—	—	—
62311	Nursing care facilities .....	284	1 065	4 501	4	—	1	—	—	2	1	—	—	—
623110	Nursing care facilities .....	284	1 065	4 501	4	—	1	—	—	2	1	—	—	—
624	Social assistance .....	(C)	(D)	(D)	26	17	4	3	2	—	—	—	—	—
<b>71</b>	<b>Arts, entertainment &amp; recreation</b> .....	<b>(B)</b>	<b>(D)</b>	<b>(D)</b>	<b>7</b>	<b>5</b>	—	<b>1</b>	<b>1</b>	—	—	—	—	—
<b>72</b>	<b>Accommodation &amp; food services</b> .....	<b>1 276</b>	<b>2 368</b>	<b>10 353</b>	<b>79</b>	<b>27</b>	<b>13</b>	<b>14</b>	<b>19</b>	<b>5</b>	<b>1</b>	—	—	—
722	Food services & drinking places .....	1 210	2 225	9 674	70	23	12	10	19	5	1	—	—	—
7221	Full-service restaurants .....	378	722	2 862	25	10	3	4	6	2	—	—	—	—
72211	Full-service restaurants .....	378	722	2 862	25	10	3	4	6	2	—	—	—	—
722110	Full-service restaurants .....	378	722	2 862	25	10	3	4	6	2	—	—	—	—
7222	Limited-service eating places .....	731	2 286	5 845	38	10	7	5	13	2	1	—	—	—
72221	Limited-service eating places .....	731	1 286	5 845	38	10	7	5	13	2	1	—	—	—

See footnotes at end of table.

**Table 6. Counties—Employees, Payroll, and Establishments by Industry: 2000—Con.**

[Excludes most government employees, railroad employees, and self-employed persons. Size class 1 to 4 includes establishments with payroll, but no employees, during mid-March pay period. (D) denotes figures withheld to avoid disclosing data for individual companies; the data are included in broader industry totals. Detailed industries with 100 or more employees are shown if industry was not a (D). For explanation of terms, abbreviations, and data reliability/comparability, see introductory text]

NAICS code	Industry	Number of employees for week including March 12	Payroll (\$1,000)		Total number of establishments	Number of establishments by employment-size class									
			First quarter	Annual		1 to 4	5 to 9	10 to 19	20 to 49	50 to 99	100 to 249	250 to 499	500 to 999	1,000 or more	
<b>DYER—Con.</b>															
<b>81</b>	<b>Other services (except public administration)</b>	<b>472</b>	<b>1 455</b>	<b>6 471</b>	<b>106</b>	<b>73</b>	<b>20</b>	<b>10</b>	<b>3</b>	—	—	—	—	—	
811	Repair & maintenance	112	469	2 134	38	28	9	1	—	—	—	—	—	—	
812	Personal & laundry services	106	395	1 936	21	11	5	5	—	—	—	—	—	—	
813	Religious, grantmaking, civic, prof & like organizations	254	591	2 401	47	34	6	4	3	—	—	—	—	—	
8131	Religious organizations	197	497	1 970	41	31	5	3	2	—	—	—	—	—	
81311	Religious organizations	197	497	1 970	41	31	5	3	2	—	—	—	—	—	
813110	Religious organizations	197	497	1 970	41	31	5	3	2	—	—	—	—	—	
<b>95</b>	<b>Auxiliaries (exc corporate, subsidiary &amp; regional mgt)</b>	<b>(A)</b>	<b>(D)</b>	<b>(D)</b>	<b>1</b>	—	—	<b>1</b>	—	—	—	—	—	—	
<b>99</b>	<b>Unclassified establishments</b>	<b>13</b>	<b>38</b>	<b>188</b>	<b>11</b>	<b>10</b>	<b>1</b>	—	—	—	—	—	—	—	
<b>FAYETTE</b>															
	<b>Total</b>	<b>4 212</b>	<b>30 729</b>	<b>123 578</b>	<b>446</b>	<b>269</b>	<b>83</b>	<b>51</b>	<b>31</b>	<b>5</b>	<b>5</b>	<b>2</b>	—	—	
<b>11</b>	<b>Forestry, fishing, hunting, and agriculture support</b>	<b>(A)</b>	<b>(D)</b>	<b>(D)</b>	<b>2</b>	<b>1</b>	—	<b>1</b>	—	—	—	—	—	—	
<b>22</b>	<b>Utilities</b>	<b>(B)</b>	<b>(D)</b>	<b>(D)</b>	<b>1</b>	—	—	—	<b>1</b>	—	—	—	—	—	
<b>23</b>	<b>Construction</b>	<b>504</b>	<b>2 861</b>	<b>11 417</b>	<b>80</b>	<b>49</b>	<b>20</b>	<b>5</b>	<b>5</b>	<b>1</b>	—	—	—	—	
233	Building, developing & general contracting	(C)	(D)	(D)	24	14	5	2	2	1	—	—	—	—	
2333	Nonresidential building construction	(C)	(D)	(D)	7	2	2	1	1	1	—	—	—	—	
23332	Commercial & institutional bldg construction	132	643	1 518	5	2	1	—	1	1	—	—	—	—	
233320	Commercial & institutional bldg construction	132	643	1 518	5	2	1	—	1	1	—	—	—	—	
235	Special trade contractors	259	1 655	6 586	53	34	14	2	3	—	—	—	—	—	
2359	Other special trade contractors	109	964	3 516	8	3	2	1	2	—	—	—	—	—	
<b>31-33</b>	<b>Manufacturing</b>	<b>1 458</b>	<b>14 003</b>	<b>54 418</b>	<b>42</b>	<b>16</b>	<b>5</b>	<b>4</b>	<b>11</b>	<b>3</b>	<b>1</b>	<b>2</b>	—	—	
311	Food mfg	(E)	(D)	(D)	1	—	—	—	—	—	—	1	—	—	
3114	Fruit & veg preserving & specialty food mfg	(E)	(D)	(D)	1	—	—	—	—	—	—	1	—	—	
31141	Frozen food mfg	(E)	(D)	(D)	1	—	—	—	—	—	—	1	—	—	
326	Plastics & rubber products mfg	323	2 604	10 858	4	—	—	—	1	2	1	—	—	—	
3261	Plastics product mfg	323	2 604	10 858	4	—	—	—	1	2	1	—	—	—	
32619	Other plastics product mfg	(C)	(D)	(D)	2	—	—	—	1	—	1	—	—	—	
331	Primary metal mfg	(E)	(D)	(D)	4	2	—	—	1	—	—	1	—	—	
3312	Steel product mfg from purchased steel	(E)	(D)	(D)	1	—	—	—	—	—	—	1	—	—	
33121	Iron, steel pipe & tube mfg from purchased steel	(E)	(D)	(D)	1	—	—	—	—	—	—	1	—	—	
332	Fabricated metal product mfg	182	1 740	6 418	9	4	1	—	4	—	—	—	—	—	
3329	Other fabricated metal product mfg	120	1 009	3 591	4	1	—	—	3	—	—	—	—	—	
33299	All other fabricated metal product mfg	120	1 009	3 591	4	1	—	—	3	—	—	—	—	—	
<b>42</b>	<b>Wholesale trade</b>	<b>131</b>	<b>894</b>	<b>4 673</b>	<b>26</b>	<b>17</b>	<b>5</b>	<b>3</b>	<b>1</b>	—	—	—	—	—	
<b>44-45</b>	<b>Retail trade</b>	<b>428</b>	<b>1 776</b>	<b>7 908</b>	<b>63</b>	<b>28</b>	<b>21</b>	<b>10</b>	<b>4</b>	—	—	—	—	—	
<b>48-49</b>	<b>Transportation &amp; warehousing</b>	<b>91</b>	<b>505</b>	<b>2 317</b>	<b>21</b>	<b>15</b>	<b>3</b>	<b>3</b>	—	—	—	—	—	—	
<b>51</b>	<b>Information</b>	<b>51</b>	<b>340</b>	<b>1 461</b>	<b>6</b>	<b>2</b>	<b>1</b>	<b>3</b>	—	—	—	—	—	—	
<b>52</b>	<b>Finance &amp; insurance</b>	<b>162</b>	<b>1 138</b>	<b>4 835</b>	<b>22</b>	<b>13</b>	<b>5</b>	<b>2</b>	<b>2</b>	—	—	—	—	—	
522	Credit intermediation & related activities	(C)	(D)	(D)	13	5	4	2	2	—	—	—	—	—	
5221	Depository credit intermediation	(C)	(D)	(D)	10	2	4	2	2	—	—	—	—	—	
52211	Commercial banking	130	939	4 067	9	2	3	2	2	—	—	—	—	—	
522110	Commercial banking	130	939	4 067	9	2	3	2	2	—	—	—	—	—	
<b>53</b>	<b>Real estate &amp; rental &amp; leasing</b>	<b>19</b>	<b>78</b>	<b>446</b>	<b>12</b>	<b>11</b>	<b>1</b>	—	—	—	—	—	—	—	
<b>54</b>	<b>Professional, scientific &amp; technical services</b>	<b>75</b>	<b>333</b>	<b>1 095</b>	<b>30</b>	<b>27</b>	<b>1</b>	<b>2</b>	—	—	—	—	—	—	
<b>55</b>	<b>Management of companies &amp; enterprises</b>	<b>162</b>	<b>3 833</b>	<b>15 946</b>	<b>3</b>	—	—	<b>1</b>	<b>1</b>	—	<b>1</b>	—	—	—	
551	Management of companies & enterprises	162	3 833	15 946	3	—	—	1	1	—	1	—	—	—	
5511	Management of companies & enterprises	162	3 833	15 946	3	—	—	1	1	—	1	—	—	—	
55111	Management of companies & enterprises	162	3 833	15 946	3	—	—	1	1	—	1	—	—	—	
551114	Corp, subsidiary & regional managing offices	162	3 833	15 946	3	—	—	1	1	—	1	—	—	—	
<b>56</b>	<b>Admin, support, waste mgt, remediation services</b>	<b>59</b>	<b>255</b>	<b>1 079</b>	<b>18</b>	<b>14</b>	<b>2</b>	<b>2</b>	—	—	—	—	—	—	
<b>61</b>	<b>Educational services</b>	<b>158</b>	<b>770</b>	<b>2 539</b>	<b>6</b>	<b>4</b>	—	—	<b>1</b>	—	<b>1</b>	—	—	—	
611	Educational services	158	770	2 539	6	4	—	—	1	—	1	—	—	—	
6111	Elementary & secondary schools	(C)	(D)	(D)	5	3	—	—	1	—	1	—	—	—	
61111	Elementary & secondary schools	(C)	(D)	(D)	5	3	—	—	1	—	1	—	—	—	
<b>62</b>	<b>Health care and social assistance</b>	<b>481</b>	<b>2 494</b>	<b>9 120</b>	<b>32</b>	<b>15</b>	<b>7</b>	<b>6</b>	<b>1</b>	<b>1</b>	<b>2</b>	—	—	—	
621	Ambulatory health care services	135	992	3 769	22	14	1	6	1	—	—	—	—	—	
622	Hospitals	(C)	(D)	(D)	1	—	—	—	—	—	1	—	—	—	
6221	General medical & surgical hospitals	(C)	(D)	(D)	1	—	—	—	—	—	1	—	—	—	
62211	General medical & surgical hospitals	(C)	(D)	(D)	1	—	—	—	—	—	1	—	—	—	
623	Nursing & residential care facilities	(C)	(D)	(D)	2	—	—	—	—	—	1	—	—	—	
6231	Nursing care facilities	(C)	(D)	(D)	2	—	—	—	—	—	1	—	—	—	
62311	Nursing care facilities	(C)	(D)	(D)	2	—	—	—	—	—	1	—	—	—	

See footnotes at end of table.

**Table 6. Counties—Employees, Payroll, and Establishments by Industry: 2000—Con.**

[Excludes most government employees, railroad employees, and self-employed persons. Size class 1 to 4 includes establishments with payroll, but no employees, during mid-March pay period. (D) denotes figures withheld to avoid disclosing data for individual companies; the data are included in broader industry totals. Detailed industries with 100 or more employees are shown if industry was not a (D). For explanation of terms, abbreviations, and data reliability/comparability, see introductory text]

NAICS code	Industry	Number of employees for week including March 12	Payroll (\$1,000)		Total number of establishments	Number of establishments by employment-size class									
			First quarter	Annual		1 to 4	5 to 9	10 to 19	20 to 49	50 to 99	100 to 249	250 to 499	500 to 999	1,000 or more	
<b>FAYETTE—Con.</b>															
71	Arts, entertainment & recreation .....	13	55	285	4	2	2	—	—	—	—	—	—	—	
72	Accommodation & food services .....	170	375	1 716	20	12	—	4	4	—	—	—	—	—	
722	Food services & drinking places .....	(C)	(D)	(D)	17	9	—	4	4	—	—	—	—	—	
81	Other services (except public administration) .....	184	629	2 566	48	33	10	5	—	—	—	—	—	—	
99	Unclassified establishments .....	(A)	(D)	(D)	10	10	—	—	—	—	—	—	—	—	
<b>FENTRESS</b>															
	<b>Total .....</b>	<b>3 108</b>	<b>14 859</b>	<b>58 976</b>	<b>286</b>	<b>174</b>	<b>49</b>	<b>26</b>	<b>27</b>	<b>3</b>	<b>6</b>	<b>1</b>	<b>—</b>	<b>—</b>	
11	Forestry, fishing, hunting, and agriculture support .....	9	55	284	5	5	—	—	—	—	—	—	—	—	
21	Mining .....	(B)	(D)	(D)	3	1	—	1	1	—	—	—	—	—	
22	Utilities .....	(A)	(D)	(D)	1	—	—	1	—	—	—	—	—	—	
23	Construction .....	144	608	2 529	38	26	9	3	—	—	—	—	—	—	
31-33	Manufacturing .....	749	3 826	14 093	24	12	1	4	3	1	3	—	—	—	
315	Apparel manufacturing .....	406	2 108	6 508	6	2	—	—	2	1	1	—	—	—	
3152	Cut & sew apparel mfg .....	406	2 108	6 508	6	2	—	—	2	1	1	—	—	—	
31521	Cut & sew apparel contractors .....	(C)	(D)	(D)	4	2	—	—	1	1	—	—	—	—	
31529	Other cut & sew apparel mfg .....	(C)	(D)	(D)	1	—	—	—	—	—	1	—	—	—	
321	Wood product mfg .....	206	787	3 305	12	7	—	3	1	—	1	—	—	—	
3219	Other wood product mfg .....	166	679	3 019	6	3	—	1	1	—	1	—	—	—	
32191	Millwork .....	(C)	(D)	(D)	3	1	—	—	1	—	1	—	—	—	
332	Fabricated metal product mfg .....	(C)	(D)	(D)	2	1	—	—	—	—	1	—	—	—	
3321	Forging & stamping .....	(C)	(D)	(D)	1	—	—	—	—	—	1	—	—	—	
33211	Forging & stamping .....	(C)	(D)	(D)	1	—	—	—	—	—	1	—	—	—	
42	Wholesale trade .....	32	127	529	5	4	—	—	1	—	—	—	—	—	
44-45	Retail trade .....	641	2 039	8 999	67	34	17	6	8	1	1	—	—	—	
444	Bldg material & garden equip & supp dealers .....	106	378	1 693	11	7	1	1	1	1	—	—	—	—	
445	Food & beverage stores .....	192	513	2 273	13	4	3	1	5	—	—	—	—	—	
4451	Grocery stores .....	(C)	(D)	(D)	11	3	2	1	5	—	—	—	—	—	
44511	Grocery (except convenience) stores .....	169	464	2 048	7	1	—	1	5	—	—	—	—	—	
445110	Grocery (except convenience) stores .....	169	464	2 048	7	1	—	1	5	—	—	—	—	—	
452	General merchandise stores .....	(C)	(D)	(D)	5	1	3	—	—	—	1	—	—	—	
4521	Department stores .....	(C)	(D)	(D)	1	—	—	—	—	—	1	—	—	—	
45211	Department stores .....	(C)	(D)	(D)	1	—	—	—	—	—	1	—	—	—	
48-49	Transportation & warehousing .....	43	278	1 070	10	8	1	—	1	—	—	—	—	—	
51	Information .....	20	110	365	4	2	1	1	—	—	—	—	—	—	
52	Finance & insurance .....	126	810	3 550	19	13	1	3	2	—	—	—	—	—	
53	Real estate & rental & leasing .....	47	288	1 245	6	4	—	1	1	—	—	—	—	—	
54	Professional, scientific & technical services .....	(B)	(D)	(D)	14	10	3	1	—	—	—	—	—	—	
55	Management of companies & enterprises .....	(B)	(D)	(D)	2	1	—	—	1	—	—	—	—	—	
56	Admin, support, waste mgt, remediation services .....	22	93	428	8	5	3	—	—	—	—	—	—	—	
61	Educational services .....	(A)	(D)	(D)	1	1	—	—	—	—	—	—	—	—	
62	Health care and social assistance .....	831	4 568	17 328	28	11	9	2	2	1	2	1	—	—	
621	Ambulatory health care services .....	310	2 357	9 012	16	5	7	1	1	1	1	—	—	—	
6216	Home health care services .....	(C)	(D)	(D)	2	—	—	—	—	1	1	—	—	—	
62161	Home health care services .....	(C)	(D)	(D)	2	—	—	—	—	1	1	—	—	—	
622	Hospitals .....	(E)	(D)	(D)	1	—	—	—	—	—	—	1	—	—	
6221	General medical & surgical hospitals .....	(E)	(D)	(D)	1	—	—	—	—	—	—	1	—	—	
62211	General medical & surgical hospitals .....	(E)	(D)	(D)	1	—	—	—	—	—	—	1	—	—	
623	Nursing & residential care facilities .....	(C)	(D)	(D)	1	—	—	—	—	—	1	—	—	—	
6231	Nursing care facilities .....	(C)	(D)	(D)	1	—	—	—	—	—	1	—	—	—	
62311	Nursing care facilities .....	(C)	(D)	(D)	1	—	—	—	—	—	1	—	—	—	
72	Accommodation & food services .....	204	420	1 824	17	7	2	2	6	—	—	—	—	—	
722	Food services & drinking places .....	(C)	(D)	(D)	13	5	1	2	5	—	—	—	—	—	
7222	Limited-service eating places .....	107	219	958	5	2	—	—	3	—	—	—	—	—	
72221	Limited-service eating places .....	107	219	958	5	2	—	—	3	—	—	—	—	—	
722211	Limited-service restaurants .....	107	219	958	5	2	—	—	3	—	—	—	—	—	
81	Other services (except public administration) .....	63	245	958	28	26	1	1	—	—	—	—	—	—	
95	Auxiliaries (exc corporate, subsidiary & regional mgt) .....	(B)	(D)	(D)	1	—	—	—	1	—	—	—	—	—	
99	Unclassified establishments .....	8	36	165	5	4	1	—	—	—	—	—	—	—	

See footnotes at end of table.

**Table 6. Counties—Employees, Payroll, and Establishments by Industry: 2000—Con.**

[Excludes most government employees, railroad employees, and self-employed persons. Size class 1 to 4 includes establishments with payroll, but no employees, during mid-March pay period. (D) denotes figures withheld to avoid disclosing data for individual companies; the data are included in broader industry totals. Detailed industries with 100 or more employees are shown if industry was not a (D). For explanation of terms, abbreviations, and data reliability/comparability, see introductory text]

NAICS code	Industry	Number of employees for week including March 12	Payroll (\$1,000)		Total number of establishments	Number of establishments by employment-size class								
			First quarter	Annual		1 to 4	5 to 9	10 to 19	20 to 49	50 to 99	100 to 249	250 to 499	500 to 999	1,000 or more
<b>FRANKLIN</b>														
	<b>Total</b> .....	<b>8 208</b>	<b>44 572</b>	<b>185 659</b>	<b>673</b>	<b>382</b>	<b>134</b>	<b>93</b>	<b>37</b>	<b>13</b>	<b>9</b>	<b>3</b>	<b>2</b>	<b>-</b>
11	Forestry, fishing, hunting, and agriculture support .....	15	48	212	3	2	1	-	-	-	-	-	-	-
21	Mining .....	45	451	1 579	3	-	1	1	1	-	-	-	-	-
22	Utilities .....	(B)	(D)	(D)	4	3	-	-	1	-	-	-	-	-
23	Construction .....	539	2 130	9 709	76	49	14	9	3	-	1	-	-	-
233	Building, developing & general contracting .....	133	594	2 359	26	15	8	2	1	-	-	-	-	-
2332	Residential building construction .....	(C)	(D)	(D)	24	14	8	2	-	-	-	-	-	-
234	Heavy construction .....	244	1 042	5 121	9	3	1	2	2	-	1	-	-	-
2349	Other heavy construction .....	(C)	(D)	(D)	8	3	1	2	1	-	1	-	-	-
23491	Water, sewer & pipeline construction .....	198	822	4 015	3	-	-	1	1	-	1	-	-	-
234910	Water, sewer & pipeline construction .....	198	822	4 015	3	-	-	1	1	-	1	-	-	-
235	Special trade contractors .....	162	494	2 229	41	31	5	5	-	-	-	-	-	-
31-33	<b>Manufacturing</b> .....	<b>2 269</b>	<b>16 378</b>	<b>69 750</b>	<b>46</b>	<b>15</b>	<b>11</b>	<b>4</b>	<b>3</b>	<b>5</b>	<b>6</b>	<b>1</b>	<b>1</b>	<b>-</b>
313	Textile mills .....	(C)	(D)	(D)	1	-	-	-	-	-	1	-	-	-
3132	Fabric mills .....	(C)	(D)	(D)	1	-	-	-	-	-	1	-	-	-
31324	Knit fabric mills .....	(C)	(D)	(D)	1	-	-	-	-	-	1	-	-	-
314	Textile product mills .....	(E)	(D)	(D)	1	-	-	-	-	-	-	1	-	-
3141	Textile furnishings mills .....	(E)	(D)	(D)	1	-	-	-	-	-	-	1	-	-
31411	Carpet & rug mills .....	(E)	(D)	(D)	1	-	-	-	-	-	-	1	-	-
326	Plastics & rubber products mfg .....	764	5 804	26 997	6	1	1	1	-	1	1	-	1	-
3261	Plastics product mfg .....	(C)	(D)	(D)	5	1	1	1	-	1	1	-	-	-
32619	Other plastics product mfg .....	(C)	(D)	(D)	4	1	1	-	-	1	1	-	-	-
3262	Rubber product mfg .....	(F)	(D)	(D)	1	-	-	-	-	-	-	-	1	-
32629	Other rubber product mfg .....	(F)	(D)	(D)	1	-	-	-	-	-	-	-	1	-
332	Fabricated metal product mfg .....	225	2 245	7 956	7	3	2	-	-	1	1	-	-	-
3324	Boiler, tank & shipping container mfg .....	(C)	(D)	(D)	1	-	-	-	-	-	1	-	-	-
33242	Metal tank (heavy gauge) mfg .....	(C)	(D)	(D)	1	-	-	-	-	-	1	-	-	-
3327	Mach shops, turn prod, screw, nut, bolt mfg .....	(C)	(D)	(D)	6	3	2	-	-	1	-	-	-	-
33271	Machine shops .....	(C)	(D)	(D)	6	3	2	-	-	1	-	-	-	-
333	Machinery mfg .....	372	2 890	13 553	5	1	-	1	-	-	3	-	-	-
3331	Ag, construction & mining machinery mfg .....	(C)	(D)	(D)	1	-	-	-	-	-	1	-	-	-
33311	Agricultural implement mfg .....	(C)	(D)	(D)	1	-	-	-	-	-	1	-	-	-
3335	Metalworking machinery mfg .....	(E)	(D)	(D)	3	-	-	1	-	-	2	-	-	-
33351	Metalworking machinery mfg .....	(E)	(D)	(D)	3	-	-	1	-	-	2	-	-	-
336	Transportation equipment mfg .....	160	805	2 609	3	-	-	1	-	2	-	-	-	-
3363	Motor vehicle parts mfg .....	(C)	(D)	(D)	2	-	-	1	-	1	-	-	-	-
42	<b>Wholesale trade</b> .....	<b>114</b>	<b>629</b>	<b>2 682</b>	<b>18</b>	<b>12</b>	<b>1</b>	<b>4</b>	<b>1</b>	<b>-</b>	<b>-</b>	<b>-</b>	<b>-</b>	<b>-</b>
44-45	<b>Retail trade</b> .....	<b>1 527</b>	<b>6 292</b>	<b>24 903</b>	<b>156</b>	<b>82</b>	<b>39</b>	<b>22</b>	<b>10</b>	<b>2</b>	<b>-</b>	<b>1</b>	<b>-</b>	<b>-</b>
441	Motor vehicle & parts dealers .....	163	1 201	4 798	18	9	4	2	3	-	-	-	-	-
4411	Automobile dealers .....	101	750	2 962	9	6	-	-	3	-	-	-	-	-
444	Bldg material & garden equip & supp dealers .....	187	1 221	4 601	19	9	4	4	2	-	-	-	-	-
4441	Building material & supplies dealers .....	(C)	(D)	(D)	14	7	3	3	1	-	-	-	-	-
44419	Other building material dealers .....	119	814	3 284	10	4	2	3	1	-	-	-	-	-
444190	Other building material dealers .....	119	814	3 284	10	4	2	3	1	-	-	-	-	-
445	Food & beverage stores .....	348	935	3 811	28	15	4	5	2	2	-	-	-	-
4451	Grocery stores .....	334	908	3 703	23	11	3	5	2	2	-	-	-	-
44511	Grocery (except convenience) stores .....	293	813	3 289	15	6	2	3	2	2	-	-	-	-
445110	Grocery (except convenience) stores .....	293	813	3 289	15	6	2	3	2	2	-	-	-	-
447	Gasoline stations .....	112	286	1 063	19	8	7	4	-	-	-	-	-	-
4471	Gasoline stations .....	112	286	1 063	19	8	7	4	-	-	-	-	-	-
44711	Gasoline stations with convenience stores .....	(C)	(D)	(D)	17	7	6	4	-	-	-	-	-	-
452	General merchandise stores .....	416	1 557	6 334	11	3	5	1	1	-	-	1	-	-
4529	Other general merchandise stores .....	416	1 557	6 334	11	3	5	1	1	-	-	1	-	-
45291	Warehouse clubs & superstores .....	(E)	(D)	(D)	1	-	-	-	-	-	-	1	-	-
48-49	<b>Transportation &amp; warehousing</b> .....	<b>49</b>	<b>232</b>	<b>1 002</b>	<b>19</b>	<b>17</b>	<b>1</b>	<b>1</b>	<b>-</b>	<b>-</b>	<b>-</b>	<b>-</b>	<b>-</b>	<b>-</b>
51	<b>Information</b> .....	<b>75</b>	<b>464</b>	<b>1 894</b>	<b>11</b>	<b>6</b>	<b>2</b>	<b>2</b>	<b>1</b>	<b>-</b>	<b>-</b>	<b>-</b>	<b>-</b>	<b>-</b>
52	<b>Finance &amp; insurance</b> .....	<b>231</b>	<b>1 327</b>	<b>5 304</b>	<b>37</b>	<b>22</b>	<b>8</b>	<b>5</b>	<b>2</b>	<b>-</b>	<b>-</b>	<b>-</b>	<b>-</b>	<b>-</b>
522	Credit intermediation & related activities .....	174	1 020	4 252	22	10	7	3	2	-	-	-	-	-
5221	Depository credit intermediation .....	(C)	(D)	(D)	11	2	4	3	2	-	-	-	-	-
52211	Commercial banking .....	117	700	3 009	10	2	4	2	2	-	-	-	-	-
522110	Commercial banking .....	117	700	3 009	10	2	4	2	2	-	-	-	-	-
53	<b>Real estate &amp; rental &amp; leasing</b> .....	<b>66</b>	<b>241</b>	<b>1 004</b>	<b>20</b>	<b>14</b>	<b>4</b>	<b>2</b>	<b>-</b>	<b>-</b>	<b>-</b>	<b>-</b>	<b>-</b>	<b>-</b>
54	<b>Professional, scientific &amp; technical services</b> .....	<b>126</b>	<b>540</b>	<b>2 477</b>	<b>35</b>	<b>27</b>	<b>3</b>	<b>5</b>	<b>-</b>	<b>-</b>	<b>-</b>	<b>-</b>	<b>-</b>	<b>-</b>
541	Professional, scientific & technical services .....	126	540	2 477	35	27	3	5	-	-	-	-	-	-
56	<b>Admin, support, waste mgt, remediation services</b> .....	<b>87</b>	<b>474</b>	<b>2 923</b>	<b>21</b>	<b>14</b>	<b>4</b>	<b>3</b>	<b>-</b>	<b>-</b>	<b>-</b>	<b>-</b>	<b>-</b>	<b>-</b>
61	<b>Educational services</b> .....	<b>(F)</b>	<b>(D)</b>	<b>(D)</b>	<b>5</b>	<b>3</b>	<b>-</b>	<b>-</b>	<b>-</b>	<b>1</b>	<b>-</b>	<b>-</b>	<b>1</b>	<b>-</b>
611	Educational services .....	(F)	(D)	(D)	5	3	-	-	-	1	-	-	1	-
6113	Colleges, universities & professional schools .....	(F)	(D)	(D)	1	-	-	-	-	-	-	-	1	-
61131	Colleges, universities & professional schools .....	(F)	(D)	(D)	1	-	-	-	-	-	-	-	1	-

See footnotes at end of table.

**Table 6. Counties—Employees, Payroll, and Establishments by Industry: 2000—Con.**

[Excludes most government employees, railroad employees, and self-employed persons. Size class 1 to 4 includes establishments with payroll, but no employees, during mid-March pay period. (D) denotes figures withheld to avoid disclosing data for individual companies; the data are included in broader industry totals. Detailed industries with 100 or more employees are shown if industry was not a (D). For explanation of terms, abbreviations, and data reliability/comparability, see introductory text]

NAICS code	Industry	Number of employees for week including March 12	Payroll (\$1,000)		Total number of establishments	Number of establishments by employment-size class								
			First quarter	Annual		1 to 4	5 to 9	10 to 19	20 to 49	50 to 99	100 to 249	250 to 499	500 to 999	1,000 or more
<b>FRANKLIN—Con.</b>														
<b>62</b>	<b>Health care and social assistance</b> .....	<b>1 159</b>	<b>6 941</b>	<b>26 871</b>	<b>73</b>	<b>31</b>	<b>21</b>	<b>10</b>	<b>5</b>	<b>3</b>	<b>2</b>	<b>1</b>	—	—
621	Ambulatory health care services .....	419	2 696	9 791	42	20	14	5	1	1	1	—	—	—
6211	Offices of physicians .....	141	1 002	4 055	17	7	8	1	—	1	—	—	—	—
62111	Offices of physicians .....	141	1 002	4 055	17	7	8	1	—	1	—	—	—	—
6216	Home health care services .....	(C)	(D)	(D)	3	1	—	—	1	—	1	—	—	—
62161	Home health care services .....	(C)	(D)	(D)	3	1	—	—	1	—	1	—	—	—
622	Hospitals .....	(E)	(D)	(D)	2	—	—	—	—	1	—	1	—	—
6221	General medical & surgical hospitals .....	(E)	(D)	(D)	2	—	—	—	—	1	—	1	—	—
62211	General medical & surgical hospitals .....	(E)	(D)	(D)	2	—	—	—	—	1	—	1	—	—
623	Nursing & residential care facilities .....	273	1 335	5 330	10	2	3	1	2	1	1	—	—	—
6231	Nursing care facilities .....	241	1 247	4 863	4	—	—	—	2	1	1	—	—	—
62311	Nursing care facilities .....	241	1 247	4 863	4	—	—	—	2	1	1	—	—	—
623110	Nursing care facilities .....	241	1 247	4 863	4	—	—	—	2	1	1	—	—	—
624	Social assistance .....	(C)	(D)	(D)	19	9	4	4	2	—	—	—	—	—
<b>71</b>	<b>Arts, entertainment &amp; recreation</b> .....	<b>44</b>	<b>152</b>	<b>684</b>	<b>11</b>	<b>8</b>	<b>2</b>	<b>1</b>	—	—	—	—	—	—
<b>72</b>	<b>Accommodation &amp; food services</b> .....	<b>658</b>	<b>1 300</b>	<b>5 689</b>	<b>45</b>	<b>13</b>	<b>6</b>	<b>16</b>	<b>8</b>	<b>2</b>	—	—	—	—
722	Food services & drinking places .....	638	1 256	5 532	42	12	6	14	8	2	—	—	—	—
7221	Full-service restaurants .....	(C)	(D)	(D)	17	5	3	6	3	—	—	—	—	—
72211	Full-service restaurants .....	(C)	(D)	(D)	17	5	3	6	3	—	—	—	—	—
7222	Limited-service eating places .....	325	616	2 553	20	5	2	7	5	1	—	—	—	—
72221	Limited-service eating places .....	325	616	2 553	20	5	2	7	5	1	—	—	—	—
7223	Special food services .....	(C)	(D)	(D)	5	2	1	1	—	1	—	—	—	—
72231	Food service contractors .....	(C)	(D)	(D)	4	1	1	1	—	1	—	—	—	—
<b>81</b>	<b>Other services (except public administration)</b> .....	<b>365</b>	<b>1 059</b>	<b>4 261</b>	<b>82</b>	<b>56</b>	<b>16</b>	<b>8</b>	<b>2</b>	—	—	—	—	—
813	Religious, grantmaking, civic, prof & like organizations .....	252	499	1 990	50	34	8	6	2	—	—	—	—	—
8131	Religious organizations .....	216	448	1 780	40	27	6	5	2	—	—	—	—	—
81311	Religious organizations .....	216	448	1 780	40	27	6	5	2	—	—	—	—	—
813110	Religious organizations .....	216	448	1 780	40	27	6	5	2	—	—	—	—	—
<b>95</b>	<b>Auxiliaries (exc corporate, subsidiary &amp; regional mgt)</b> .....	<b>(A)</b>	<b>(D)</b>	<b>(D)</b>	<b>1</b>	<b>1</b>	—	—	—	—	—	—	—	—
<b>99</b>	<b>Unclassified establishments</b> .....	<b>4</b>	<b>19</b>	<b>92</b>	<b>7</b>	<b>7</b>	—	—	—	—	—	—	—	—
<b>GIBSON</b>														
	<b>Total</b> .....	<b>16 428</b>	<b>95 475</b>	<b>383 823</b>	<b>1 079</b>	<b>600</b>	<b>220</b>	<b>134</b>	<b>67</b>	<b>27</b>	<b>20</b>	<b>6</b>	<b>5</b>	—
<b>11</b>	<b>Forestry, fishing, hunting, and agriculture support</b> .....	<b>(A)</b>	<b>(D)</b>	<b>(D)</b>	<b>3</b>	<b>3</b>	—	—	—	—	—	—	—	—
<b>21</b>	<b>Mining</b> .....	<b>(A)</b>	<b>(D)</b>	<b>(D)</b>	<b>1</b>	<b>1</b>	—	—	—	—	—	—	—	—
<b>22</b>	<b>Utilities</b> .....	<b>(B)</b>	<b>(D)</b>	<b>(D)</b>	<b>3</b>	<b>1</b>	<b>1</b>	—	<b>1</b>	—	—	—	—	—
<b>23</b>	<b>Construction</b> .....	<b>804</b>	<b>4 276</b>	<b>18 553</b>	<b>109</b>	<b>69</b>	<b>18</b>	<b>9</b>	<b>10</b>	<b>3</b>	—	—	—	—
233	Building, developing & general contracting .....	147	1 047	3 747	24	17	3	3	—	1	—	—	—	—
235	Special trade contractors .....	594	2 903	12 670	77	48	13	5	9	2	—	—	—	—
2354	Masonry, drywall, insulation, tile contractors .....	142	577	2 595	13	8	1	1	2	1	—	—	—	—
<b>31-33</b>	<b>Manufacturing</b> .....	<b>8 104</b>	<b>58 970</b>	<b>226 463</b>	<b>86</b>	<b>27</b>	<b>12</b>	<b>11</b>	<b>6</b>	<b>8</b>	<b>11</b>	<b>6</b>	<b>5</b>	—
311	Food mfg .....	(E)	(D)	(D)	4	1	—	1	—	—	2	—	—	—
3115	Dairy product mfg .....	(C)	(D)	(D)	1	—	—	—	—	—	1	—	—	—
31151	Dairy product (exc frozen) mfg .....	(C)	(D)	(D)	1	—	—	—	—	—	1	—	—	—
3119	Other food mfg .....	(C)	(D)	(D)	1	—	—	—	—	—	1	—	—	—
31193	Flavoring syrup & concentrate mfg .....	(C)	(D)	(D)	1	—	—	—	—	—	1	—	—	—
313	Textile mills .....	(E)	(D)	(D)	4	1	—	—	1	1	—	1	—	—
3131	Fiber, yarn & thread mills .....	(E)	(D)	(D)	3	1	—	—	—	1	—	1	—	—
31311	Fiber, yarn & thread mills .....	(E)	(D)	(D)	3	1	—	—	—	1	—	1	—	—
314	Textile product mills .....	(F)	(D)	(D)	3	—	—	2	—	—	—	1	—	—
3149	Other textile product mills .....	(E)	(D)	(D)	2	—	—	1	—	—	—	1	—	—
31499	All other textile product mills .....	(E)	(D)	(D)	2	—	—	1	—	—	—	1	—	—
315	Apparel manufacturing .....	(E)	(D)	(D)	5	3	—	—	—	1	—	1	—	—
3152	Cut & sew apparel mfg .....	(E)	(D)	(D)	3	1	—	—	—	1	—	1	—	—
31523	Women's, girls' cut & sew apparel mfg .....	(E)	(D)	(D)	1	—	—	—	—	—	—	1	—	—
321	Wood product mfg .....	122	487	2 022	6	2	1	2	—	1	—	—	—	—
3219	Other wood product mfg .....	(C)	(D)	(D)	5	2	1	1	—	1	—	—	—	—
32192	Wood container & pallet mfg .....	(C)	(D)	(D)	3	1	—	1	—	1	—	—	—	—
322	Paper mfg .....	419	3 176	13 188	5	—	1	—	1	1	2	—	—	—
3222	Converted paper product mfg .....	419	3 176	13 188	5	—	1	—	1	1	2	—	—	—
32221	Paperboard container mfg .....	(E)	(D)	(D)	4	—	1	—	1	1	1	—	—	—
32223	Stationery product mfg .....	(C)	(D)	(D)	1	—	—	—	—	—	1	—	—	—
326	Plastics & rubber products mfg .....	251	1 985	7 903	6	—	2	2	1	—	1	—	—	—
3261	Plastics product mfg .....	251	1 985	7 903	6	—	2	2	1	—	1	—	—	—
32615	Foam product (exc polystyrene) mfg .....	(C)	(D)	(D)	1	—	—	—	—	—	1	—	—	—
331	Primary metal mfg .....	(C)	(D)	(D)	2	1	—	—	—	—	1	—	—	—
3313	Alumina & aluminum production & processing .....	(C)	(D)	(D)	1	—	—	—	—	—	1	—	—	—
33131	Alumina & aluminum production & processing .....	(C)	(D)	(D)	1	—	—	—	—	—	1	—	—	—

See footnotes at end of table.

**Table 6. Counties—Employees, Payroll, and Establishments by Industry: 2000—Con.**

[Excludes most government employees, railroad employees, and self-employed persons. Size class 1 to 4 includes establishments with payroll, but no employees, during mid-March pay period. (D) denotes figures withheld to avoid disclosing data for individual companies; the data are included in broader industry totals. Detailed industries with 100 or more employees are shown if industry was not a (D). For explanation of terms, abbreviations, and data reliability/comparability, see introductory text]

NAICS code	Industry	Number of employees for week including March 12	Payroll (\$1,000)		Total number of establishments	Number of establishments by employment-size class								
			First quarter	Annual		1 to 4	5 to 9	10 to 19	20 to 49	50 to 99	100 to 249	250 to 499	500 to 999	1,000 or more
<b>GIBSON—Con.</b>														
<b>31-33 Manufacturing—Con.</b>														
332	Fabricated metal product mfg . . . . .	1 996	18 622	59 035	11	2	2	2	—	1	2	—	2	—
3321	Forging & stamping . . . . .	(C)	(D)	(D)	1	—	—	—	—	—	1	—	—	—
33211	Forging & stamping . . . . .	(C)	(D)	(D)	1	—	—	—	—	—	1	—	—	—
3323	Architectural & structural metals mfg . . . . .	(F)	(D)	(D)	2	1	—	—	—	—	—	—	1	—
33232	Ornamental & architectural metal prod mfg . . . . .	(F)	(D)	(D)	2	1	—	—	—	—	—	—	1	—
3329	Other fabricated metal product mfg . . . . .	(F)	(D)	(D)	3	—	—	1	—	—	1	—	1	—
33299	All other fabricated metal product mfg . . . . .	(F)	(D)	(D)	3	—	—	1	—	—	1	—	1	—
333	Machinery mfg . . . . .	783	4 941	19 594	11	3	2	1	—	2	2	1	—	—
3336	Engine, turbine & power transmsn equip mfg . . . . .	558	3 390	13 358	3	—	—	—	—	1	1	1	—	—
33361	Engine, turbine & power transmsn equip mfg . . . . .	558	3 390	13 358	3	—	—	—	—	1	1	1	—	—
3339	Other general purpose machinery mfg . . . . .	(C)	(D)	(D)	1	—	—	—	—	—	1	—	—	—
33399	All other general purpose machinery mfg . . . . .	(C)	(D)	(D)	1	—	—	—	—	—	1	—	—	—
335	Electrical equip, appliance & component mfg . . . . .	965	5 900	20 185	4	1	—	—	1	—	—	1	1	—
3353	Electrical equipment mfg . . . . .	(F)	(D)	(D)	3	—	—	—	1	—	—	1	1	—
33531	Electrical equipment mfg . . . . .	(F)	(D)	(D)	3	—	—	—	1	—	—	1	1	—
336	Transportation equipment mfg . . . . .	885	6 080	27 574	5	2	—	—	1	—	—	1	1	—
3363	Motor vehicle parts mfg . . . . .	(F)	(D)	(D)	3	—	—	—	1	—	—	1	1	—
33632	MV electrical & electronic equipment mfg . . . . .	(E)	(D)	(D)	1	—	—	—	—	—	—	1	—	—
33635	MV transmission & power train parts mfg . . . . .	(F)	(D)	(D)	1	—	—	—	—	—	—	—	1	—
337	Furniture & related product mfg . . . . .	(C)	(D)	(D)	6	4	1	—	—	—	1	—	—	—
3372	Office furniture (including fixtures) mfg . . . . .	(C)	(D)	(D)	1	—	—	—	—	—	1	—	—	—
33721	Office furniture (including fixtures) mfg . . . . .	(C)	(D)	(D)	1	—	—	—	—	—	1	—	—	—
339	Miscellaneous mfg . . . . .	(F)	(D)	(D)	5	4	—	—	—	—	—	—	1	—
3399	Other miscellaneous mfg . . . . .	(F)	(D)	(D)	1	—	—	—	—	—	—	—	1	—
33992	Sporting & athletic goods mfg . . . . .	(F)	(D)	(D)	1	—	—	—	—	—	—	—	1	—
<b>42</b>	<b>Wholesale trade . . . . .</b>	<b>445</b>	<b>3 252</b>	<b>13 963</b>	<b>39</b>	<b>21</b>	<b>8</b>	<b>6</b>	<b>3</b>	<b>—</b>	<b>1</b>	<b>—</b>	<b>—</b>	<b>—</b>
421	Wholesale trade, durable goods . . . . .	220	1 398	6 365	30	16	6	5	3	—	—	—	—	—
422	Wholesale trade, nondurable goods . . . . .	225	1 854	7 598	9	5	2	1	—	—	1	—	—	—
4224	Grocery & related product whsle . . . . .	(C)	(D)	(D)	1	—	—	—	—	—	1	—	—	—
42241	General line grocery whsle . . . . .	(C)	(D)	(D)	1	—	—	—	—	—	1	—	—	—
<b>44-45</b>	<b>Retail trade . . . . .</b>	<b>2 072</b>	<b>8 122</b>	<b>35 660</b>	<b>239</b>	<b>122</b>	<b>64</b>	<b>35</b>	<b>11</b>	<b>5</b>	<b>2</b>	<b>—</b>	<b>—</b>	<b>—</b>
441	Motor vehicle & parts dealers . . . . .	322	1 960	8 292	40	21	8	5	6	—	—	—	—	—
4411	Automobile dealers . . . . .	215	1 447	6 058	18	10	1	1	6	—	—	—	—	—
44111	New car dealers . . . . .	196	1 397	5 808	8	1	—	1	6	—	—	—	—	—
441110	New car dealers . . . . .	196	1 397	5 808	8	1	—	1	6	—	—	—	—	—
4413	Automotive parts, accessories & tire stores . . . . .	(C)	(D)	(D)	21	11	6	4	—	—	—	—	—	—
444	Bldg material & garden equip & supp dealers . . . . .	223	1 202	6 603	25	11	6	7	—	1	—	—	—	—
4442	Lawn & garden equip & supplies stores . . . . .	132	674	3 051	9	2	3	3	—	1	—	—	—	—
44422	Nursery & garden centers . . . . .	132	674	3 051	9	2	3	3	—	1	—	—	—	—
444220	Nursery & garden centers . . . . .	132	674	3 051	9	2	3	3	—	1	—	—	—	—
445	Food & beverage stores . . . . .	496	1 279	5 484	36	18	4	7	3	4	—	—	—	—
4451	Grocery stores . . . . .	477	1 227	5 266	29	12	3	7	3	4	—	—	—	—
44511	Grocery (except convenience) stores . . . . .	458	1 184	5 086	24	8	2	7	3	4	—	—	—	—
445110	Grocery (except convenience) stores . . . . .	458	1 184	5 086	24	8	2	7	3	4	—	—	—	—
446	Health & personal care stores . . . . .	136	786	3 397	20	6	9	5	—	—	—	—	—	—
4461	Health & personal care stores . . . . .	136	786	3 397	20	6	9	5	—	—	—	—	—	—
44611	Pharmacies & drug stores . . . . .	118	683	2 975	15	3	7	5	—	—	—	—	—	—
446110	Pharmacies & drug stores . . . . .	118	683	2 975	15	3	7	5	—	—	—	—	—	—
447	Gasoline stations . . . . .	202	633	2 703	28	8	15	4	1	—	—	—	—	—
4471	Gasoline stations . . . . .	202	633	2 703	28	8	15	4	1	—	—	—	—	—
44711	Gasoline stations with convenience stores . . . . .	182	561	2 375	21	2	14	4	1	—	—	—	—	—
447110	Gasoline stations with convenience stores . . . . .	182	561	2 375	21	2	14	4	1	—	—	—	—	—
452	General merchandise stores . . . . .	424	1 473	6 182	15	3	7	3	—	—	2	—	—	—
4521	Department stores . . . . .	(E)	(D)	(D)	2	—	—	—	—	—	2	—	—	—
45211	Department stores . . . . .	(E)	(D)	(D)	2	—	—	—	—	—	2	—	—	—
<b>48-49</b>	<b>Transportation &amp; warehousing . . . . .</b>	<b>192</b>	<b>1 099</b>	<b>4 341</b>	<b>30</b>	<b>20</b>	<b>3</b>	<b>2</b>	<b>5</b>	<b>—</b>	<b>—</b>	<b>—</b>	<b>—</b>	<b>—</b>
<b>51</b>	<b>Information . . . . .</b>	<b>189</b>	<b>1 357</b>	<b>5 544</b>	<b>28</b>	<b>14</b>	<b>6</b>	<b>6</b>	<b>2</b>	<b>—</b>	<b>—</b>	<b>—</b>	<b>—</b>	<b>—</b>
513	Broadcasting & telecommunications . . . . .	122	985	3 923	20	10	5	4	1	—	—	—	—	—
<b>52</b>	<b>Finance &amp; insurance . . . . .</b>	<b>483</b>	<b>3 341</b>	<b>13 289</b>	<b>73</b>	<b>42</b>	<b>13</b>	<b>14</b>	<b>3</b>	<b>1</b>	<b>—</b>	<b>—</b>	<b>—</b>	<b>—</b>
522	Credit intermediation & related activities . . . . .	384	2 686	10 520	46	24	6	12	3	1	—	—	—	—
5221	Depository credit intermediation . . . . .	(E)	(D)	(D)	27	6	5	12	3	1	—	—	—	—
52211	Commercial banking . . . . .	328	2 313	8 790	26	6	5	11	3	1	—	—	—	—
522110	Commercial banking . . . . .	328	2 313	8 790	26	6	5	11	3	1	—	—	—	—
<b>53</b>	<b>Real estate &amp; rental &amp; leasing . . . . .</b>	<b>93</b>	<b>276</b>	<b>1 209</b>	<b>32</b>	<b>26</b>	<b>6</b>	<b>—</b>	<b>—</b>	<b>—</b>	<b>—</b>	<b>—</b>	<b>—</b>	<b>—</b>
<b>54</b>	<b>Professional, scientific &amp; technical services . . . . .</b>	<b>210</b>	<b>931</b>	<b>3 690</b>	<b>49</b>	<b>31</b>	<b>12</b>	<b>6</b>	<b>—</b>	<b>—</b>	<b>—</b>	<b>—</b>	<b>—</b>	<b>—</b>
541	Professional, scientific & technical services . . . . .	210	931	3 690	49	31	12	6	—	—	—	—	—	—
<b>55</b>	<b>Management of companies &amp; enterprises . . . . .</b>	<b>(B)</b>	<b>(D)</b>	<b>(D)</b>	<b>5</b>	<b>3</b>	<b>1</b>	<b>—</b>	<b>—</b>	<b>1</b>	<b>—</b>	<b>—</b>	<b>—</b>	<b>—</b>
<b>56</b>	<b>Admin. support, waste mgt, remediation services . . . . .</b>	<b>145</b>	<b>761</b>	<b>3 970</b>	<b>35</b>	<b>22</b>	<b>10</b>	<b>2</b>	<b>1</b>	<b>—</b>	<b>—</b>	<b>—</b>	<b>—</b>	<b>—</b>
561	Administrative & support services . . . . .	145	761	3 970	35	22	10	2	1	—	—	—	—	—
<b>61</b>	<b>Educational services . . . . .</b>	<b>27</b>	<b>80</b>	<b>295</b>	<b>3</b>	<b>—</b>	<b>2</b>	<b>1</b>	<b>—</b>	<b>—</b>	<b>—</b>	<b>—</b>	<b>—</b>	<b>—</b>

See footnotes at end of table.

**Table 6. Counties—Employees, Payroll, and Establishments by Industry: 2000—Con.**

[Excludes most government employees, railroad employees, and self-employed persons. Size class 1 to 4 includes establishments with payroll, but no employees, during mid-March pay period. (D) denotes figures withheld to avoid disclosing data for individual companies; the data are included in broader industry totals. Detailed industries with 100 or more employees are shown if industry was not a (D). For explanation of terms, abbreviations, and data reliability/comparability, see introductory text]

NAICS code	Industry	Number of employees for week including March 12	Payroll (\$1,000)		Total number of establishments	Number of establishments by employment-size class								
			First quarter	Annual		1 to 4	5 to 9	10 to 19	20 to 49	50 to 99	100 to 249	250 to 499	500 to 999	1,000 or more
<b>GIBSON—Con.</b>														
<b>62</b>	<b>Health care and social assistance</b> .....	<b>1 703</b>	<b>7 198</b>	<b>31 239</b>	<b>110</b>	<b>52</b>	<b>27</b>	<b>17</b>	<b>4</b>	<b>5</b>	<b>5</b>	—	—	—
621	Ambulatory health care services .....	360	2 060	9 815	59	27	23	8	1	—	—	—	—	—
6211	Offices of physicians .....	159	977	4 672	27	11	13	3	—	—	—	—	—	—
62111	Offices of physicians .....	159	977	4 672	27	11	13	3	—	—	—	—	—	—
621111	Offices of physicians (exc mental health) ...	159	977	4 672	27	11	13	3	—	—	—	—	—	—
622	Hospitals .....	(C)	(D)	(D)	2	—	—	—	—	1	1	—	—	—
6221	General medical & surgical hospitals .....	(C)	(D)	(D)	2	—	—	—	—	1	1	—	—	—
62211	General medical & surgical hospitals .....	(C)	(D)	(D)	2	—	—	—	—	1	1	—	—	—
623	Nursing & residential care facilities .....	1 024	3 694	15 681	18	1	1	6	2	4	4	—	—	—
6231	Nursing care facilities .....	789	3 008	12 879	11	1	—	1	2	4	3	—	—	—
62311	Nursing care facilities .....	789	3 008	12 879	11	1	—	1	2	4	3	—	—	—
623110	Nursing care facilities .....	789	3 008	12 879	11	1	—	1	2	4	3	—	—	—
6232	Residential mental retardation, health facil .....	(C)	(D)	(D)	2	—	—	1	—	—	1	—	—	—
62321	Residential mental retardation facilities .....	(C)	(D)	(D)	1	—	—	—	—	—	1	—	—	—
624	Social assistance .....	(C)	(D)	(D)	31	24	3	3	1	—	—	—	—	—
<b>71</b>	<b>Arts, entertainment &amp; recreation</b> .....	<b>75</b>	<b>187</b>	<b>888</b>	<b>8</b>	<b>4</b>	—	<b>3</b>	<b>1</b>	—	—	—	—	—
<b>72</b>	<b>Accommodation &amp; food services</b> .....	<b>1 009</b>	<b>1 604</b>	<b>6 614</b>	<b>67</b>	<b>22</b>	<b>11</b>	<b>16</b>	<b>15</b>	<b>2</b>	<b>1</b>	—	—	—
722	Food services & drinking places .....	996	1 573	6 473	62	19	9	16	15	2	1	—	—	—
7221	Full-service restaurants .....	201	320	1 246	25	12	4	6	3	—	—	—	—	—
72211	Full-service restaurants .....	201	320	1 246	25	12	4	6	3	—	—	—	—	—
722110	Full-service restaurants .....	201	320	1 246	25	12	4	6	3	—	—	—	—	—
7222	Limited-service eating places .....	773	1 205	4 993	34	6	4	9	12	2	1	—	—	—
72221	Limited-service eating places .....	773	1 205	4 993	34	6	4	9	12	2	1	—	—	—
<b>81</b>	<b>Other services (except public administration)</b> .....	<b>645</b>	<b>2 080</b>	<b>8 675</b>	<b>148</b>	<b>110</b>	<b>26</b>	<b>6</b>	<b>5</b>	<b>1</b>	—	—	—	—
811	Repair & maintenance .....	122	624	2 617	36	27	7	1	1	—	—	—	—	—
812	Personal & laundry services .....	103	416	1 833	22	13	7	1	1	—	—	—	—	—
813	Religious, grantmaking, civic, prof & like organizations .....	420	1 040	4 225	90	70	12	4	3	1	—	—	—	—
8131	Religious organizations .....	398	952	3 879	80	61	11	4	3	1	—	—	—	—
81311	Religious organizations .....	398	952	3 879	80	61	11	4	3	1	—	—	—	—
813110	Religious organizations .....	398	952	3 879	80	61	11	4	3	1	—	—	—	—
<b>95</b>	<b>Auxiliaries (exc corporate, subsidiary &amp; regional mgt)</b> .....	<b>(B)</b>	<b>(D)</b>	<b>(D)</b>	<b>1</b>	—	—	—	—	<b>1</b>	—	—	—	—
<b>99</b>	<b>Unclassified establishments</b> .....	<b>11</b>	<b>42</b>	<b>226</b>	<b>10</b>	<b>10</b>	—	—	—	—	—	—	—	—
<b>GILES</b>														
	<b>Total</b> .....	<b>9 639</b>	<b>54 817</b>	<b>236 975</b>	<b>574</b>	<b>312</b>	<b>107</b>	<b>72</b>	<b>49</b>	<b>13</b>	<b>14</b>	<b>5</b>	<b>2</b>	—
<b>11</b>	<b>Forestry, fishing, hunting, and agriculture support</b> .....	<b>9</b>	<b>35</b>	<b>147</b>	<b>4</b>	<b>4</b>	—	—	—	—	—	—	—	—
<b>21</b>	<b>Mining</b> .....	<b>(A)</b>	<b>(D)</b>	<b>(D)</b>	<b>1</b>	—	—	<b>1</b>	—	—	—	—	—	—
<b>23</b>	<b>Construction</b> .....	<b>341</b>	<b>1 841</b>	<b>8 374</b>	<b>45</b>	<b>23</b>	<b>10</b>	<b>7</b>	<b>5</b>	—	—	—	—	—
233	Building, developing & general contracting .....	119	759	3 526	13	5	3	3	2	—	—	—	—	—
235	Special trade contractors .....	178	842	3 900	26	14	6	4	2	—	—	—	—	—
<b>31-33</b>	<b>Manufacturing</b> .....	<b>4 265</b>	<b>31 462</b>	<b>136 878</b>	<b>43</b>	<b>9</b>	<b>6</b>	<b>5</b>	<b>6</b>	<b>4</b>	<b>7</b>	<b>4</b>	<b>2</b>	—
311	Food mfg .....	(E)	(D)	(D)	2	1	—	—	—	—	—	1	—	—
3118	Bakeries & tortilla mfg .....	(E)	(D)	(D)	1	—	—	—	—	—	—	1	—	—
31182	Cookie, cracker & pasta mfg .....	(E)	(D)	(D)	1	—	—	—	—	—	—	1	—	—
321	Wood product mfg .....	440	2 568	10 826	7	1	1	2	—	1	2	—	—	—
3219	Other wood product mfg .....	(E)	(D)	(D)	5	—	1	2	—	—	2	—	—	—
32199	All other wood product mfg .....	(E)	(D)	(D)	5	—	1	2	—	—	2	—	—	—
322	Paper mfg .....	(C)	(D)	(D)	2	—	—	—	1	—	1	—	—	—
3222	Converted paper product mfg .....	(C)	(D)	(D)	2	—	—	—	1	—	1	—	—	—
32221	Paperboard container mfg .....	(C)	(D)	(D)	2	—	—	—	1	—	1	—	—	—
326	Plastics & rubber products mfg .....	352	2 500	10 752	4	—	—	—	2	—	2	—	—	—
3261	Plastics product mfg .....	(E)	(D)	(D)	3	—	—	—	2	—	1	—	—	—
32615	Foam product (exc polystyrene) mfg .....	(C)	(D)	(D)	2	—	—	—	1	—	1	—	—	—
3262	Rubber product mfg .....	(C)	(D)	(D)	1	—	—	—	—	—	1	—	—	—
32629	Other rubber product mfg .....	(C)	(D)	(D)	1	—	—	—	—	—	1	—	—	—
331	Primary metal mfg .....	(E)	(D)	(D)	3	—	—	1	—	—	1	1	—	—
3315	Foundries .....	(E)	(D)	(D)	2	—	—	—	—	—	1	1	—	—
33151	Ferrous metal foundries .....	(E)	(D)	(D)	1	—	—	—	—	—	—	1	—	—
33152	Nonferrous metal foundries .....	(C)	(D)	(D)	1	—	—	—	—	—	—	1	—	—
332	Fabricated metal product mfg .....	(F)	(D)	(D)	6	2	1	1	—	1	—	—	1	—
3329	Other fabricated metal product mfg .....	(F)	(D)	(D)	2	—	—	—	—	1	—	—	1	—
33299	All other fabricated metal product mfg .....	(F)	(D)	(D)	2	—	—	—	—	1	—	—	1	—
334	Computer & electronic product mfg .....	(E)	(D)	(D)	1	—	—	—	—	—	—	1	—	—
3344	Semiconductor & oth electronic component mfg .....	(E)	(D)	(D)	1	—	—	—	—	—	—	1	—	—
33441	Semiconductor & oth electronic component mfg .....	(E)	(D)	(D)	1	—	—	—	—	—	—	1	—	—

See footnotes at end of table.

**Table 6. Counties—Employees, Payroll, and Establishments by Industry: 2000—Con.**

[Excludes most government employees, railroad employees, and self-employed persons. Size class 1 to 4 includes establishments with payroll, but no employees, during mid-March pay period. (D) denotes figures withheld to avoid disclosing data for individual companies; the data are included in broader industry totals. Detailed industries with 100 or more employees are shown if industry was not a (D). For explanation of terms, abbreviations, and data reliability/comparability, see introductory text]

NAICS code	Industry	Number of employees for week including March 12	Payroll (\$1,000)		Total number of establishments	Number of establishments by employment-size class								
			First quarter	Annual		1 to 4	5 to 9	10 to 19	20 to 49	50 to 99	100 to 249	250 to 499	500 to 999	1,000 or more
<b>GILES—Con.</b>														
<b>31-33 Manufacturing—Con.</b>														
335	Electrical equip, appliance & component mfg . . . .	(C)	(D)	(D)	1	—	—	—	—	—	1	—	—	—
3359	Other electrical equipment & component mfg . . .	(C)	(D)	(D)	1	—	—	—	—	—	1	—	—	—
33593	Wiring device mfg . . . . .	(C)	(D)	(D)	1	—	—	—	—	—	1	—	—	—
336	Transportation equipment mfg . . . . .	(G)	(D)	(D)	4	—	—	—	—	2	—	1	1	—
3363	Motor vehicle parts mfg . . . . .	(G)	(D)	(D)	4	—	—	—	—	2	—	1	1	—
33633	Motor vehicle steering & suspension parts mfg . . . . .	(E)	(D)	(D)	1	—	—	—	—	—	—	1	—	—
33637	Motor vehicle metal stamping . . . . .	(F)	(D)	(D)	1	—	—	—	—	—	—	—	1	—
33639	Other motor vehicle parts mfg . . . . .	(C)	(D)	(D)	2	—	—	—	—	2	—	—	—	—
<b>42</b>	<b>Wholesale trade . . . . .</b>	<b>264</b>	<b>1 856</b>	<b>7 758</b>	<b>28</b>	<b>12</b>	<b>5</b>	<b>7</b>	<b>4</b>	—	—	—	—	—
421	Wholesale trade, durable goods . . . . .	113	752	3 085	15	8	2	3	2	—	—	—	—	—
422	Wholesale trade, nondurable goods . . . . .	151	1 104	4 673	13	4	3	4	2	—	—	—	—	—
<b>44-45</b>	<b>Retail trade . . . . .</b>	<b>1 396</b>	<b>5 403</b>	<b>23 315</b>	<b>137</b>	<b>70</b>	<b>33</b>	<b>19</b>	<b>12</b>	<b>2</b>	—	<b>1</b>	—	—
441	Motor vehicle & parts dealers . . . . .	166	887	3 512	14	3	5	3	3	—	—	—	—	—
4411	Automobile dealers . . . . .	101	587	2 303	6	2	1	—	3	—	—	—	—	—
444	Bldg material & garden equip & supp dealers . . . . .	111	426	1 736	14	5	4	4	1	—	—	—	—	—
445	Food & beverage stores . . . . .	238	636	2 686	26	16	3	4	2	1	—	—	—	—
4451	Grocery stores . . . . .	227	606	2 580	22	12	3	4	2	1	—	—	—	—
44511	Grocery (except convenience) stores . . . . .	206	551	2 317	15	7	1	4	2	1	—	—	—	—
445110	Grocery (except convenience) stores . . . . .	206	551	2 317	15	7	1	4	2	1	—	—	—	—
447	Gasoline stations . . . . .	210	609	2 581	30	15	8	4	3	—	—	—	—	—
4471	Gasoline stations . . . . .	210	609	2 581	30	15	8	4	3	—	—	—	—	—
44711	Gasoline stations with convenience stores . . . . .	152	441	1 840	21	9	7	3	2	—	—	—	—	—
447110	Gasoline stations with convenience stores . . . . .	152	441	1 840	21	9	7	3	2	—	—	—	—	—
452	General merchandise stores . . . . .	(E)	(D)	(D)	8	3	4	—	—	—	—	1	—	—
4521	Department stores . . . . .	(E)	(D)	(D)	1	—	—	—	—	—	—	1	—	—
45211	Department stores . . . . .	(E)	(D)	(D)	1	—	—	—	—	—	—	1	—	—
454	Nonstore retailers . . . . .	121	679	2 640	8	4	3	—	—	1	—	—	—	—
4542	Vending machine operators . . . . .	(C)	(D)	(D)	2	1	—	—	—	1	—	—	—	—
45421	Vending machine operators . . . . .	(C)	(D)	(D)	2	1	—	—	—	1	—	—	—	—
<b>48-49</b>	<b>Transportation &amp; warehousing . . . . .</b>	<b>147</b>	<b>1 019</b>	<b>4 291</b>	<b>21</b>	<b>15</b>	<b>2</b>	<b>1</b>	<b>3</b>	—	—	—	—	—
484	Truck transportation . . . . .	(C)	(D)	(D)	20	15	2	—	3	—	—	—	—	—
4841	General freight trucking . . . . .	(C)	(D)	(D)	7	3	1	—	3	—	—	—	—	—
<b>51</b>	<b>Information . . . . .</b>	<b>94</b>	<b>479</b>	<b>2 384</b>	<b>11</b>	<b>5</b>	<b>1</b>	<b>4</b>	<b>1</b>	—	—	—	—	—
<b>52</b>	<b>Finance &amp; insurance . . . . .</b>	<b>278</b>	<b>1 649</b>	<b>6 899</b>	<b>30</b>	<b>18</b>	<b>6</b>	<b>2</b>	<b>3</b>	<b>1</b>	—	—	—	—
522	Credit intermediation & related activities . . . . .	254	1 516	6 328	20	9	5	2	3	1	—	—	—	—
5221	Depository credit intermediation . . . . .	230	1 362	5 687	12	2	4	2	3	1	—	—	—	—
52211	Commercial banking . . . . .	230	1 362	5 687	12	2	4	2	3	1	—	—	—	—
522110	Commercial banking . . . . .	230	1 362	5 687	12	2	4	2	3	1	—	—	—	—
<b>53</b>	<b>Real estate &amp; rental &amp; leasing . . . . .</b>	<b>48</b>	<b>168</b>	<b>904</b>	<b>17</b>	<b>12</b>	<b>4</b>	<b>1</b>	—	—	—	—	—	—
<b>54</b>	<b>Professional, scientific &amp; technical services . . . . .</b>	<b>246</b>	<b>1 542</b>	<b>7 504</b>	<b>35</b>	<b>26</b>	<b>3</b>	<b>5</b>	—	—	<b>1</b>	—	—	—
541	Professional, scientific & technical services . . . . .	246	1 542	7 504	35	26	3	5	—	—	1	—	—	—
5415	Computer systems design & related services . . . . .	(C)	(D)	(D)	3	2	—	—	—	—	1	—	—	—
54151	Computer systems design & related services . . . . .	(C)	(D)	(D)	3	2	—	—	—	—	1	—	—	—
<b>55</b>	<b>Management of companies &amp; enterprises . . . . .</b>	<b>(A)</b>	<b>(D)</b>	<b>(D)</b>	<b>1</b>	<b>1</b>	—	—	—	—	—	—	—	—
<b>56</b>	<b>Admin, support, waste mgt, remediation services . . . . .</b>	<b>759</b>	<b>2 498</b>	<b>9 908</b>	<b>26</b>	<b>14</b>	<b>3</b>	<b>5</b>	—	<b>1</b>	<b>3</b>	—	—	—
561	Administrative & support services . . . . .	639	1 983	7 637	19	10	3	3	—	—	3	—	—	—
5613	Employment services . . . . .	(F)	(D)	(D)	5	2	—	—	—	—	3	—	—	—
56132	Temporary help services . . . . .	(F)	(D)	(D)	5	2	—	—	—	—	3	—	—	—
562	Waste management & remediation services . . . . .	120	515	2 271	7	4	—	2	—	1	—	—	—	—
<b>61</b>	<b>Educational services . . . . .</b>	<b>(C)</b>	<b>(D)</b>	<b>(D)</b>	<b>2</b>	—	<b>1</b>	—	—	—	<b>1</b>	—	—	—
611	Educational services . . . . .	(C)	(D)	(D)	2	—	1	—	—	—	1	—	—	—
6112	Junior colleges . . . . .	(C)	(D)	(D)	1	—	—	—	—	—	1	—	—	—
61121	Junior colleges . . . . .	(C)	(D)	(D)	1	—	—	—	—	—	1	—	—	—
<b>62</b>	<b>Health care and social assistance . . . . .</b>	<b>806</b>	<b>4 133</b>	<b>17 440</b>	<b>58</b>	<b>27</b>	<b>16</b>	<b>8</b>	<b>3</b>	<b>2</b>	<b>2</b>	—	—	—
621	Ambulatory health care services . . . . .	197	1 296	6 193	33	17	10	5	1	—	—	—	—	—
6211	Offices of physicians . . . . .	106	803	4 088	15	7	5	2	1	—	—	—	—	—
62111	Offices of physicians . . . . .	106	803	4 088	15	7	5	2	1	—	—	—	—	—
621111	Offices of physicians (exc mental health) . . . . .	106	803	4 088	15	7	5	2	1	—	—	—	—	—
622	Hospitals . . . . .	(C)	(D)	(D)	1	—	—	—	—	—	1	—	—	—
6221	General medical & surgical hospitals . . . . .	(C)	(D)	(D)	1	—	—	—	—	—	1	—	—	—
62211	General medical & surgical hospitals . . . . .	(C)	(D)	(D)	1	—	—	—	—	—	1	—	—	—
623	Nursing & residential care facilities . . . . .	(E)	(D)	(D)	5	—	—	1	1	2	1	—	—	—
6231	Nursing care facilities . . . . .	260	969	3 812	3	—	—	—	—	2	1	—	—	—
62311	Nursing care facilities . . . . .	260	969	3 812	3	—	—	—	—	2	1	—	—	—
623110	Nursing care facilities . . . . .	260	969	3 812	3	—	—	—	—	2	1	—	—	—
624	Social assistance . . . . .	(C)	(D)	(D)	19	10	6	2	1	—	—	—	—	—
<b>71</b>	<b>Arts, entertainment &amp; recreation . . . . .</b>	<b>31</b>	<b>51</b>	<b>374</b>	<b>6</b>	<b>5</b>	—	—	<b>1</b>	—	—	—	—	—

See footnotes at end of table.



**Table 6. Counties—Employees, Payroll, and Establishments by Industry: 2000—Con.**

[Excludes most government employees, railroad employees, and self-employed persons. Size class 1 to 4 includes establishments with payroll, but no employees, during mid-March pay period. (D) denotes figures withheld to avoid disclosing data for individual companies; the data are included in broader industry totals. Detailed industries with 100 or more employees are shown if industry was not a (D). For explanation of terms, abbreviations, and data reliability/comparability, see introductory text]

NAICS code	Industry	Number of employees for week including March 12	Payroll (\$1,000)		Total number of establishments	Number of establishments by employment-size class								
			First quarter	Annual		1 to 4	5 to 9	10 to 19	20 to 49	50 to 99	100 to 249	250 to 499	500 to 999	1,000 or more
<b>GILES—Con.</b>														
<b>72</b>	<b>Accommodation &amp; food services</b>	<b>559</b>	<b>1 077</b>	<b>4 360</b>	<b>40</b>	<b>16</b>	<b>8</b>	<b>5</b>	<b>8</b>	<b>3</b>	—	—	—	—
722	Food services & drinking places	535	1 033	4 132	35	13	7	4	8	3	—	—	—	—
7221	Full-service restaurants	211	331	1 390	11	5	1	—	3	2	—	—	—	—
72211	Full-service restaurants	211	331	1 390	11	5	1	—	3	2	—	—	—	—
722110	Full-service restaurants	211	331	1 390	11	5	1	—	3	2	—	—	—	—
7222	Limited-service eating places	308	650	2 536	16	1	5	4	5	1	—	—	—	—
72221	Limited-service eating places	308	650	2 536	16	1	5	4	5	1	—	—	—	—
<b>81</b>	<b>Other services (except public administration)</b>	<b>250</b>	<b>827</b>	<b>3 315</b>	<b>65</b>	<b>52</b>	<b>8</b>	<b>2</b>	<b>3</b>	—	—	—	—	—
813	Religious, grantmaking, civic, prof & like organizations	142	375	1 466	30	24	3	—	3	—	—	—	—	—
8131	Religious organizations	128	338	1 300	24	18	3	—	3	—	—	—	—	—
81311	Religious organizations	128	338	1 300	24	18	3	—	3	—	—	—	—	—
813110	Religious organizations	128	338	1 300	24	18	3	—	3	—	—	—	—	—
<b>95</b>	<b>Auxiliaries (exc corporate, subsidiary &amp; regional mgt)</b>	<b>(A)</b>	<b>(D)</b>	<b>(D)</b>	<b>1</b>	—	<b>1</b>	—	—	—	—	—	—	—
<b>99</b>	<b>Unclassified establishments</b>	<b>3</b>	<b>7</b>	<b>31</b>	<b>3</b>	<b>3</b>	—	—	—	—	—	—	—	—
<b>GRAINGER</b>														
	<b>Total</b>	<b>2 910</b>	<b>13 931</b>	<b>60 724</b>	<b>246</b>	<b>137</b>	<b>56</b>	<b>26</b>	<b>15</b>	<b>6</b>	<b>6</b>	—	—	—
<b>11</b>	<b>Forestry, fishing, hunting, and agriculture support</b>	<b>(B)</b>	<b>(D)</b>	<b>(D)</b>	<b>4</b>	<b>3</b>	—	—	<b>1</b>	—	—	—	—	—
<b>21</b>	<b>Mining</b>	<b>(B)</b>	<b>(D)</b>	<b>(D)</b>	<b>2</b>	<b>1</b>	—	—	<b>1</b>	—	—	—	—	—
<b>23</b>	<b>Construction</b>	<b>131</b>	<b>546</b>	<b>2 869</b>	<b>21</b>	<b>10</b>	<b>7</b>	<b>3</b>	<b>1</b>	—	—	—	—	—
235	Special trade contractors	(C)	(D)	(D)	17	8	5	3	1	—	—	—	—	—
<b>31-33</b>	<b>Manufacturing</b>	<b>1 547</b>	<b>8 885</b>	<b>37 919</b>	<b>34</b>	<b>6</b>	<b>10</b>	<b>5</b>	<b>3</b>	<b>5</b>	<b>5</b>	—	—	—
314	Textile product mills	(C)	(D)	(D)	2	—	1	—	—	1	—	—	—	—
315	Apparel manufacturing	(C)	(D)	(D)	2	—	—	—	1	—	1	—	—	—
3151	Apparel knitting mills	(C)	(D)	(D)	1	—	—	—	—	—	1	—	—	—
31519	Other apparel knitting mills	(C)	(D)	(D)	1	—	—	—	—	—	1	—	—	—
321	Wood product mfg	(F)	(D)	(D)	10	2	2	1	—	2	3	—	—	—
3219	Other wood product mfg	(F)	(D)	(D)	5	—	1	—	—	1	3	—	—	—
32199	All other wood product mfg	(F)	(D)	(D)	4	—	—	—	—	1	3	—	—	—
337	Furniture & related product mfg	302	1 141	4 527	10	2	3	2	1	1	1	—	—	—
3371	HH & institutional furniture & kitchen cabinet mfg	(C)	(D)	(D)	9	2	3	2	1	1	—	—	—	—
33711	Wood kitchen cabinet & countertop mfg	108	425	1 517	5	2	1	1	—	1	—	—	—	—
337110	Wood kitchen cabinet & countertop mfg	108	425	1 517	5	2	1	1	—	1	—	—	—	—
3379	Other furniture related product mfg	(C)	(D)	(D)	1	—	—	—	—	—	1	—	—	—
33791	Mattress mfg	(C)	(D)	(D)	1	—	—	—	—	—	1	—	—	—
<b>42</b>	<b>Wholesale trade</b>	<b>60</b>	<b>232</b>	<b>913</b>	<b>7</b>	<b>5</b>	<b>1</b>	<b>—</b>	<b>1</b>	—	—	—	—	—
<b>44-45</b>	<b>Retail trade</b>	<b>471</b>	<b>1 300</b>	<b>5 443</b>	<b>56</b>	<b>24</b>	<b>19</b>	<b>9</b>	<b>3</b>	<b>1</b>	—	—	—	—
442	Furniture & home furnishing stores	(C)	(D)	(D)	6	4	—	1	—	1	—	—	—	—
4421	Furniture stores	103	221	986	4	2	—	1	—	1	—	—	—	—
44211	Furniture stores	103	221	986	4	2	—	1	—	1	—	—	—	—
442110	Furniture stores	103	221	986	4	2	—	1	—	1	—	—	—	—
445	Food & beverage stores	121	328	1 205	11	5	3	—	3	—	—	—	—	—
4451	Grocery stores	121	328	1 205	11	5	3	—	3	—	—	—	—	—
44511	Grocery (except convenience) stores	103	283	1 035	8	4	1	—	3	—	—	—	—	—
445110	Grocery (except convenience) stores	103	283	1 035	8	4	1	—	3	—	—	—	—	—
447	Gasoline stations	105	256	1 063	15	3	9	3	—	—	—	—	—	—
4471	Gasoline stations	105	256	1 063	15	3	9	3	—	—	—	—	—	—
<b>48-49</b>	<b>Transportation &amp; warehousing</b>	<b>109</b>	<b>469</b>	<b>2 013</b>	<b>25</b>	<b>21</b>	<b>2</b>	<b>1</b>	<b>1</b>	—	—	—	—	—
<b>51</b>	<b>Information</b>	<b>(A)</b>	<b>(D)</b>	<b>(D)</b>	<b>1</b>	—	<b>1</b>	—	—	—	—	—	—	—
<b>52</b>	<b>Finance &amp; insurance</b>	<b>(B)</b>	<b>(D)</b>	<b>(D)</b>	<b>7</b>	<b>2</b>	<b>2</b>	<b>2</b>	<b>1</b>	—	—	—	—	—
<b>53</b>	<b>Real estate &amp; rental &amp; leasing</b>	<b>8</b>	<b>16</b>	<b>67</b>	<b>4</b>	<b>4</b>	—	—	—	—	—	—	—	—
<b>54</b>	<b>Professional, scientific &amp; technical services</b>	<b>(B)</b>	<b>(D)</b>	<b>(D)</b>	<b>11</b>	<b>8</b>	<b>2</b>	<b>1</b>	—	—	—	—	—	—
<b>55</b>	<b>Management of companies &amp; enterprises</b>	<b>(A)</b>	<b>(D)</b>	<b>(D)</b>	<b>1</b>	—	—	<b>1</b>	—	—	—	—	—	—
<b>56</b>	<b>Admin, support, waste mgt, remediation services</b>	<b>(A)</b>	<b>(D)</b>	<b>(D)</b>	<b>5</b>	<b>4</b>	<b>1</b>	—	—	—	—	—	—	—
<b>61</b>	<b>Educational services</b>	<b>(B)</b>	<b>(D)</b>	<b>(D)</b>	<b>1</b>	—	—	—	<b>1</b>	—	—	—	—	—
<b>62</b>	<b>Health care and social assistance</b>	<b>176</b>	<b>700</b>	<b>2 841</b>	<b>12</b>	<b>8</b>	<b>2</b>	—	<b>1</b>	—	<b>1</b>	—	—	—
623	Nursing & residential care facilities	(C)	(D)	(D)	1	—	—	—	—	—	1	—	—	—
6231	Nursing care facilities	(C)	(D)	(D)	1	—	—	—	—	—	1	—	—	—
62311	Nursing care facilities	(C)	(D)	(D)	1	—	—	—	—	—	1	—	—	—
<b>71</b>	<b>Arts, entertainment &amp; recreation</b>	<b>23</b>	<b>62</b>	<b>320</b>	<b>5</b>	<b>3</b>	<b>1</b>	<b>1</b>	—	—	—	—	—	—
<b>72</b>	<b>Accommodation &amp; food services</b>	<b>71</b>	<b>116</b>	<b>540</b>	<b>8</b>	<b>3</b>	<b>2</b>	<b>2</b>	<b>1</b>	—	—	—	—	—
<b>81</b>	<b>Other services (except public administration)</b>	<b>93</b>	<b>300</b>	<b>1 407</b>	<b>37</b>	<b>31</b>	<b>5</b>	<b>1</b>	—	—	—	—	—	—
<b>99</b>	<b>Unclassified establishments</b>	<b>8</b>	<b>16</b>	<b>195</b>	<b>5</b>	<b>4</b>	<b>1</b>	—	—	—	—	—	—	—

See footnotes at end of table.

**Table 6. Counties—Employees, Payroll, and Establishments by Industry: 2000—Con.**

[Excludes most government employees, railroad employees, and self-employed persons. Size class 1 to 4 includes establishments with payroll, but no employees, during mid-March pay period. (D) denotes figures withheld to avoid disclosing data for individual companies; the data are included in broader industry totals. Detailed industries with 100 or more employees are shown if industry was not a (D). For explanation of terms, abbreviations, and data reliability/comparability, see introductory text]

NAICS code	Industry	Number of employees for week including March 12	Payroll (\$1,000)		Total number of establishments	Number of establishments by employment-size class								
			First quarter	Annual		1 to 4	5 to 9	10 to 19	20 to 49	50 to 99	100 to 249	250 to 499	500 to 999	1,000 or more
<b>GREENE</b>														
	<b>Total</b> .....	<b>23 037</b>	<b>126 300</b>	<b>528 936</b>	<b>1 198</b>	<b>635</b>	<b>238</b>	<b>134</b>	<b>104</b>	<b>36</b>	<b>35</b>	<b>10</b>	<b>5</b>	<b>1</b>
11	Forestry, fishing, hunting, and agriculture support .....	5	22	97	3	3	—	—	—	—	—	—	—	—
21	Mining .....	(B)	(D)	(D)	2	—	—	1	1	—	—	—	—	—
22	Utilities .....	(A)	(D)	(D)	2	—	2	—	—	—	—	—	—	—
23	Construction .....	865	4 753	19 602	103	64	20	8	8	2	1	—	—	—
233	Building, developing & general contracting .....	(C)	(D)	(D)	33	22	7	1	2	1	—	—	—	—
2333	Nonresidential building construction .....	158	897	4 010	7	3	1	—	2	1	—	—	—	—
23331	Mfg & industrial building construction .....	144	841	3 775	4	1	—	—	2	1	—	—	—	—
233310	Mfg & industrial building construction .....	144	841	3 775	4	1	—	—	2	1	—	—	—	—
235	Special trade contractors .....	569	3 133	12 790	64	38	12	7	5	1	1	—	—	—
2359	Other special trade contractors .....	295	2 139	8 412	18	10	2	2	2	1	1	—	—	—
23593	Excavation contractors .....	100	772	2 263	8	6	—	1	—	1	—	—	—	—
235930	Excavation contractors .....	100	772	2 263	8	6	—	1	—	1	—	—	—	—
23595	Bldg equip & oth mach installation contractor .....	141	1 074	4 922	4	1	1	—	1	—	1	—	—	—
235950	Bldg equip & oth mach installation contractor .....	141	1 074	4 922	4	1	1	—	1	—	1	—	—	—
31-33	<b>Manufacturing</b> .....	<b>8 699</b>	<b>55 455</b>	<b>235 355</b>	<b>104</b>	<b>23</b>	<b>17</b>	<b>9</b>	<b>21</b>	<b>7</b>	<b>17</b>	<b>6</b>	<b>3</b>	<b>1</b>
313	Textile mills .....	(C)	(D)	(D)	1	—	—	—	—	—	1	—	—	—
3132	Fabric mills .....	(C)	(D)	(D)	1	—	—	—	—	—	1	—	—	—
31321	Broadwoven fabric mills .....	(C)	(D)	(D)	1	—	—	—	—	—	1	—	—	—
321	Wood product mfg .....	171	769	3 706	8	2	2	1	2	1	—	—	—	—
3211	Sawmills & wood preservation .....	(C)	(D)	(D)	5	1	2	—	1	1	—	—	—	—
32111	Sawmills & wood preservation .....	(C)	(D)	(D)	5	1	2	—	1	1	—	—	—	—
322	Paper mfg .....	(F)	(D)	(D)	2	—	—	—	—	—	1	—	1	—
3222	Converted paper product mfg .....	(F)	(D)	(D)	2	—	—	—	—	—	1	—	1	—
32221	Paperboard container mfg .....	(C)	(D)	(D)	1	—	—	—	—	—	1	—	—	—
32222	Paper bag & coated & treated paper mfg .....	(F)	(D)	(D)	1	—	—	—	—	—	—	—	1	—
323	Printing & related support activities .....	277	1 950	8 024	13	4	4	—	3	2	—	—	—	—
3231	Printing & related support activities .....	277	1 950	8 024	13	4	4	—	3	2	—	—	—	—
32311	Printing .....	277	1 950	8 024	13	4	4	—	3	2	—	—	—	—
323116	Manifold business form printing .....	178	1 419	5 414	4	—	1	—	1	2	—	—	—	—
325	Chemical mfg .....	(C)	(D)	(D)	2	—	—	—	1	—	1	—	—	—
3259	Other chemical product & preparation mfg .....	(C)	(D)	(D)	1	—	—	—	—	—	1	—	—	—
32599	All other chemical product & preparation mfg .....	(C)	(D)	(D)	1	—	—	—	—	—	1	—	—	—
326	Plastics & rubber products mfg .....	387	2 277	9 144	7	—	1	1	2	2	1	—	—	—
3261	Plastics product mfg .....	(E)	(D)	(D)	5	—	1	—	2	1	1	—	—	—
32619	Other plastics product mfg .....	(C)	(D)	(D)	3	—	1	—	1	—	1	—	—	—
327	Nonmetallic mineral product mfg .....	302	3 053	12 067	4	1	—	—	1	—	2	—	—	—
3271	Clay product & refractory mfg .....	(C)	(D)	(D)	1	—	—	—	—	—	1	—	—	—
32712	Clay building material & refractories mfg .....	(C)	(D)	(D)	1	—	—	—	—	—	1	—	—	—
3279	Other nonmetallic mineral product mfg .....	(C)	(D)	(D)	1	—	—	—	—	—	1	—	—	—
32791	Abrasive product mfg .....	(C)	(D)	(D)	1	—	—	—	—	—	1	—	—	—
331	Primary metal mfg .....	683	5 723	22 500	4	—	—	—	1	1	—	2	—	—
3314	Nonferrous (exc alum) production & processing .....	(E)	(D)	(D)	1	—	—	—	—	—	—	1	—	—
33149	Other nonferrous roll, draw, extruding, alloying .....	(E)	(D)	(D)	1	—	—	—	—	—	—	1	—	—
3315	Foundries .....	(E)	(D)	(D)	2	—	—	—	—	1	—	1	—	—
33152	Nonferrous metal foundries .....	(E)	(D)	(D)	2	—	—	—	—	1	—	1	—	—
332	Fabricated metal product mfg .....	1 515	8 750	37 552	25	7	5	2	6	—	3	1	1	—
3325	Hardware mfg .....	1 064	6 373	26 980	4	—	—	—	1	—	1	1	1	—
33251	Hardware mfg .....	1 064	6 373	26 980	4	—	—	—	1	—	1	1	1	—
332510	Hardware mfg .....	1 064	6 373	26 980	4	—	—	—	1	—	1	1	1	—
3327	Mach shops, turn prod, screw, nut, bolt mfg .....	116	669	2 835	14	5	5	2	2	—	—	—	—	—
3328	Coating, engrave, heat treating & oth activity .....	(C)	(D)	(D)	2	—	—	—	1	—	1	—	—	—
33281	Coating, engrave, heat treating & oth activity .....	(C)	(D)	(D)	2	—	—	—	1	—	1	—	—	—
3329	Other fabricated metal product mfg .....	(C)	(D)	(D)	4	2	—	—	1	—	1	—	—	—
33299	All other fabricated metal product mfg .....	(C)	(D)	(D)	4	2	—	—	1	—	1	—	—	—
333	Machinery mfg .....	1 789	11 898	48 553	15	1	2	3	2	1	3	3	—	—
3331	Ag, construction & mining machinery mfg .....	(E)	(D)	(D)	2	—	—	—	—	—	1	1	—	—
33311	Agricultural implement mfg .....	(E)	(D)	(D)	1	—	—	—	—	—	—	1	—	—
33312	Construction machinery mfg .....	(C)	(D)	(D)	1	—	—	—	—	—	1	—	—	—
3334	HVAC & commercial refrigeration equipment mfg .....	(F)	(D)	(D)	2	—	—	—	—	—	1	1	—	—
33341	HVAC & commercial refrigeration equipment mfg .....	(F)	(D)	(D)	2	—	—	—	—	—	1	1	—	—
3339	Other general purpose machinery mfg .....	729	5 444	22 097	6	—	—	1	2	1	1	1	—	—
33392	Material handling equipment mfg .....	(C)	(D)	(D)	3	—	—	—	1	1	1	—	—	—
33399	All other general purpose machinery mfg .....	(F)	(D)	(D)	3	—	—	1	1	—	—	1	—	—
334	Computer & electronic product mfg .....	(G)	(D)	(D)	3	—	1	—	—	—	1	—	—	1
3343	Audio & video equipment mfg .....	(G)	(D)	(D)	1	—	—	—	—	—	—	—	—	1
33431	Audio & video equipment mfg .....	(G)	(D)	(D)	1	—	—	—	—	—	—	—	—	1
3344	Semiconductor & oth electronic component mfg .....	(C)	(D)	(D)	2	—	1	—	—	—	1	—	—	—
33441	Semiconductor & oth electronic component mfg .....	(C)	(D)	(D)	2	—	1	—	—	—	1	—	—	—

See footnotes at end of table.

**Table 6. Counties—Employees, Payroll, and Establishments by Industry: 2000—Con.**

[Excludes most government employees, railroad employees, and self-employed persons. Size class 1 to 4 includes establishments with payroll, but no employees, during mid-March pay period. (D) denotes figures withheld to avoid disclosing data for individual companies; the data are included in broader industry totals. Detailed industries with 100 or more employees are shown if industry was not a (D). For explanation of terms, abbreviations, and data reliability/comparability, see introductory text]

NAICS code	Industry	Number of employees for week including March 12	Payroll (\$1,000)		Total number of establishments	Number of establishments by employment-size class																				
			First quarter	Annual		1 to 4	5 to 9	10 to 19	20 to 49	50 to 99	100 to 249	250 to 499	500 to 999	1,000 or more												
<b>GREENE—Con.</b>																										
<b>31-33 Manufacturing—Con.</b>																										
335	Electrical equip, appliance & component mfg . . . .	407	1 887	8 529	4	—	—	—	2	—	2	—	—	—												
3353	Electrical equipment mfg . . . . .	(E)	(D)	(D)	2	—	—	—	1	—	1	—	—	—												
33531	Electrical equipment mfg . . . . .	(E)	(D)	(D)	2	—	—	—	1	—	1	—	—	—												
3359	Other electrical equipment & component mfg . . .	(C)	(D)	(D)	2	—	—	—	1	—	1	—	—	—												
33599	All oth electrical equipment & component mfg . . . . .	(C)	(D)	(D)	2	—	—	—	1	—	1	—	—	—												
336	Transportation equipment mfg . . . . .	302	2 092	7 328	4	—	—	1	1	—	2	—	—	—												
3363	Motor vehicle parts mfg . . . . .	(C)	(D)	(D)	2	—	—	1	—	—	1	—	—	—												
33639	Other motor vehicle parts mfg . . . . .	(C)	(D)	(D)	2	—	—	1	—	—	1	—	—	—												
3369	Other transportation equipment mfg . . . . .	(C)	(D)	(D)	1	—	—	—	—	—	1	—	—	—												
33699	Other transportation equipment mfg . . . . .	(C)	(D)	(D)	1	—	—	—	—	—	1	—	—	—												
337	Furniture & related product mfg . . . . .	(F)	(D)	(D)	5	3	—	1	—	—	—	—	1	—												
3371	HH & institutional furniture & kitchen cabinet mfg . . . . .	(F)	(D)	(D)	4	2	—	1	—	—	—	—	1	—												
33712	Household & institutional furniture mfg . . . . .	(F)	(D)	(D)	1	—	—	—	—	—	—	—	1	—												
<b>42</b>	<b>Wholesale trade . . . . .</b>	<b>611</b>	<b>3 356</b>	<b>9 998</b>	<b>43</b>	<b>26</b>	<b>5</b>	<b>6</b>	<b>3</b>	<b>2</b>	<b>1</b>	—	—	—												
421	Wholesale trade, durable goods . . . . .	313	1 635	4 109	22	14	4	3	—	—	1	—	—	—												
4217	Hardware, plumb & heating equip & sup whsle . .	(C)	(D)	(D)	2	1	—	—	—	—	1	—	—	—												
42173	Warm air heating & AC equip & supplies whsle . . . . .	(C)	(D)	(D)	1	—	—	—	—	—	1	—	—	—												
422	Wholesale trade, nondurable goods . . . . .	298	1 721	5 889	21	12	1	3	3	2	—	—	—	—												
4227	Petroleum & petroleum products whsle . . . . .	116	477	1 992	4	—	—	1	2	1	—	—	—	—												
42271	Petroleum bulk stations & terminals . . . . .	116	477	1 992	4	—	—	1	2	1	—	—	—	—												
422710	Petroleum bulk stations & terminals . . . . .	116	477	1 992	4	—	—	1	2	1	—	—	—	—												
<b>44-45</b>	<b>Retail trade . . . . .</b>	<b>3 149</b>	<b>11 303</b>	<b>48 174</b>	<b>242</b>	<b>115</b>	<b>70</b>	<b>27</b>	<b>16</b>	<b>8</b>	<b>5</b>	<b>1</b>	—	—												
441	Motor vehicle & parts dealers . . . . .	308	1 838	8 091	26	12	7	3	1	3	—	—	—	—												
4411	Automobile dealers . . . . .	222	1 466	6 580	10	4	1	1	1	3	—	—	—	—												
44111	New car dealers . . . . .	213	1 443	6 433	5	—	—	1	1	3	—	—	—	—												
441110	New car dealers . . . . .	213	1 443	6 433	5	—	—	1	1	3	—	—	—	—												
444	Bldg material & garden equip & supp dealers . . . .	230	1 090	4 409	27	17	6	2	1	1	—	—	—	—												
4441	Building material & supplies dealers . . . . .	142	663	2 856	14	9	3	1	—	1	—	—	—	—												
445	Food & beverage stores . . . . .	915	2 516	9 874	35	14	6	1	8	4	2	—	—	—												
4451	Grocery stores . . . . .	858	2 386	9 348	21	5	2	—	8	4	2	—	—	—												
44511	Grocery (except convenience) stores . . . . .	795	2 191	8 598	16	4	—	—	6	4	2	—	—	—												
445110	Grocery (except convenience) stores . . . . .	795	2 191	8 598	16	4	—	—	6	4	2	—	—	—												
446	Health & personal care stores . . . . .	312	1 203	6 626	25	7	13	4	—	—	1	—	—	—												
4461	Health & personal care stores . . . . .	312	1 203	6 626	25	7	13	4	—	—	1	—	—	—												
44611	Pharmacies & drug stores . . . . .	129	758	3 398	16	2	10	4	—	—	—	—	—	—												
446110	Pharmacies & drug stores . . . . .	129	758	3 398	16	2	10	4	—	—	—	—	—	—												
44619	Other health & personal care stores . . . . .	(C)	(D)	(D)	4	2	1	—	—	—	1	—	—	—												
447	Gasoline stations . . . . .	223	663	2 448	34	12	15	6	1	—	—	—	—	—												
4471	Gasoline stations . . . . .	223	663	2 448	34	12	15	6	1	—	—	—	—	—												
44711	Gasoline stations with convenience stores . . .	189	543	1 971	29	10	13	5	1	—	—	—	—	—												
447110	Gasoline stations with convenience stores . .	189	543	1 971	29	10	13	5	1	—	—	—	—	—												
448	Clothing & clothing accessories stores . . . . .	137	412	1 646	22	12	7	2	1	—	—	—	—	—												
452	General merchandise stores . . . . .	498	1 752	7 041	12	—	7	1	2	—	1	1	—	—												
4521	Department stores . . . . .	(E)	(D)	(D)	2	—	—	—	—	—	1	1	—	—												
45211	Department stores . . . . .	(E)	(D)	(D)	2	—	—	—	—	—	1	1	—	—												
4529	Other general merchandise stores . . . . .	(C)	(D)	(D)	10	—	7	1	2	—	—	—	—	—												
45299	All other general merchandise stores . . . . .	(C)	(D)	(D)	10	—	7	1	2	—	—	—	—	—												
453	Miscellaneous store retailers . . . . .	122	515	2 406	29	21	6	1	1	—	—	—	—	—												
454	Nonstore retailers . . . . .	278	784	3 190	6	3	—	1	1	—	1	—	—	—												
4543	Direct selling establishments . . . . .	(E)	(D)	(D)	3	1	—	1	—	—	1	—	—	—												
45431	Fuel dealers . . . . .	(E)	(D)	(D)	3	1	—	1	—	—	1	—	—	—												
<b>48-49</b>	<b>Transportation &amp; warehousing . . . . .</b>	<b>1 383</b>	<b>10 695</b>	<b>46 862</b>	<b>45</b>	<b>23</b>	<b>5</b>	<b>4</b>	<b>5</b>	<b>6</b>	<b>1</b>	<b>1</b>	—	—												
484	Truck transportation . . . . .	1 142	9 438	41 053	37	21	4	4	3	3	1	1	—	—												
4841	General freight trucking . . . . .	1 084	9 170	39 825	24	12	2	2	3	3	1	1	—	—												
48412	General freight trucking, long-distance . . . . .	1 010	8 715	37 549	16	7	1	1	3	2	1	1	—	—												
493	Warehousing & storage . . . . .	(C)	(D)	(D)	4	1	—	—	—	3	—	—	—	—												
4931	Warehousing & storage . . . . .	(C)	(D)	(D)	4	1	—	—	—	3	—	—	—	—												
49311	General warehousing & storage . . . . .	(C)	(D)	(D)	3	—	—	—	—	3	—	—	—	—												
<b>51</b>	<b>Information . . . . .</b>	<b>335</b>	<b>2 524</b>	<b>11 035</b>	<b>17</b>	<b>5</b>	<b>3</b>	<b>4</b>	<b>3</b>	<b>2</b>	—	—	—	—												
511	Publishing industries . . . . .	126	881	3 082	5	2	—	2	—	1	—	—	—	—												
5111	Newspaper, periodical, book, database publishers . . . . .	(C)	(D)	(D)	4	2	—	1	—	1	—	—	—	—												
513	Broadcasting & telecommunications . . . . .	163	1 437	7 149	8	1	2	2	2	1	—	—	—	—												
<b>52</b>	<b>Finance &amp; insurance . . . . .</b>	<b>516</b>	<b>3 585</b>	<b>14 436</b>	<b>85</b>	<b>54</b>	<b>19</b>	<b>7</b>	<b>4</b>	—	<b>1</b>	—	—	—												
522	Credit intermediation & related activities . . . . .	416	2 986	11 993	53	29	15	4	4	—	1	—	—	—												
5221	Depository credit intermediation . . . . .	346	2 423	9 548	33	14	11	3	4	—	1	—	—	—												
52211	Commercial banking . . . . .	271	2 002	7 821	22	7	9	3	2	—	1	—	—	—												
522110	Commercial banking . . . . .	271	2 002	7 821	22	7	9	3	2	—	1	—	—	—												
<b>53</b>	<b>Real estate &amp; rental &amp; leasing . . . . .</b>	<b>132</b>	<b>538</b>	<b>2 413</b>	<b>39</b>	<b>28</b>	<b>7</b>	<b>4</b>	—	—	—	—	—	—												

See footnotes at end of table.

**Table 6. Counties—Employees, Payroll, and Establishments by Industry: 2000—Con.**

[Excludes most government employees, railroad employees, and self-employed persons. Size class 1 to 4 includes establishments with payroll, but no employees, during mid-March pay period. (D) denotes figures withheld to avoid disclosing data for individual companies; the data are included in broader industry totals. Detailed industries with 100 or more employees are shown if industry was not a (D). For explanation of terms, abbreviations, and data reliability/comparability, see introductory text]

NAICS code	Industry	Number of employees for week including March 12	Payroll (\$1,000)		Total number of establishments	Number of establishments by employment-size class								
			First quarter	Annual		1 to 4	5 to 9	10 to 19	20 to 49	50 to 99	100 to 249	250 to 499	500 to 999	1,000 or more
<b>GREENE—Con.</b>														
<b>54</b>	<b>Professional, scientific &amp; technical services</b> .....	<b>311</b>	<b>1 782</b>	<b>7 272</b>	<b>59</b>	<b>44</b>	<b>9</b>	<b>3</b>	<b>2</b>	<b>1</b>	—	—	—	—
541	Professional, scientific & technical services.....	311	1 782	7 272	59	44	9	3	2	1	—	—	—	—
<b>55</b>	<b>Management of companies &amp; enterprises</b> .	<b>76</b>	<b>1 317</b>	<b>4 363</b>	<b>4</b>	—	<b>1</b>	<b>1</b>	<b>2</b>	—	—	—	—	—
<b>56</b>	<b>Admin, support, waste mgt, remediation services</b> .....	<b>624</b>	<b>2 740</b>	<b>11 558</b>	<b>48</b>	<b>28</b>	<b>8</b>	<b>5</b>	<b>4</b>	<b>1</b>	<b>2</b>	—	—	—
561	Administrative & support services .....	(F)	(D)	(D)	46	26	8	5	4	1	2	—	—	—
5613	Employment services .....	306	1 018	3 606	5	1	—	—	2	—	2	—	—	—
56131	Employment placement agencies .....	(C)	(D)	(D)	1	—	—	—	—	—	1	—	—	—
56132	Temporary help services.....	(C)	(D)	(D)	4	1	—	—	2	—	1	—	—	—
5617	Services to buildings & dwellings.....	100	374	1 675	24	15	5	4	—	—	—	—	—	—
5619	Other support services .....	138	647	3 736	4	—	1	1	1	1	—	—	—	—
56191	Packaging & labeling services .....	(C)	(D)	(D)	3	—	1	—	1	1	—	—	—	—
<b>61</b>	<b>Educational services</b> .....	<b>(E)</b>	<b>(D)</b>	<b>(D)</b>	<b>10</b>	<b>7</b>	<b>1</b>	—	<b>1</b>	—	—	<b>1</b>	—	—
611	Educational services .....	(E)	(D)	(D)	10	7	1	—	1	—	—	1	—	—
6113	Colleges, universities & professional schools ...	(E)	(D)	(D)	1	—	—	—	—	—	—	1	—	—
61131	Colleges, universities & professional schools .	(E)	(D)	(D)	1	—	—	—	—	—	—	1	—	—
<b>62</b>	<b>Health care and social assistance</b> .....	<b>2 542</b>	<b>13 978</b>	<b>57 493</b>	<b>129</b>	<b>64</b>	<b>32</b>	<b>19</b>	<b>4</b>	<b>2</b>	<b>6</b>	<b>1</b>	<b>1</b>	—
621	Ambulatory health care services .....	555	4 411	18 583	82	47	19	12	3	—	1	—	—	—
6211	Offices of physicians .....	315	2 988	12 467	36	18	8	8	1	—	1	—	—	—
62111	Offices of physicians .....	315	2 988	12 467	36	18	8	8	1	—	1	—	—	—
622	Hospitals .....	(F)	(D)	(D)	2	—	—	—	—	—	—	1	1	—
6221	General medical & surgical hospitals .....	(F)	(D)	(D)	2	—	—	—	—	—	—	1	1	—
62211	General medical & surgical hospitals .....	(F)	(D)	(D)	2	—	—	—	—	—	—	1	1	—
623	Nursing & residential care facilities .....	797	3 303	13 266	18	6	3	3	—	2	4	—	—	—
6231	Nursing care facilities .....	460	2 006	7 567	4	—	—	—	—	1	3	—	—	—
62311	Nursing care facilities .....	460	2 006	7 567	4	—	—	—	—	1	3	—	—	—
623110	Nursing care facilities .....	460	2 006	7 567	4	—	—	—	—	1	3	—	—	—
6232	Residential mental retardation, health facil .....	244	901	4 136	8	5	—	2	—	—	1	—	—	—
62321	Residential mental retardation facilities .....	244	901	4 136	8	5	—	2	—	—	1	—	—	—
623210	Residential mental retardation facilities .....	244	901	4 136	8	5	—	2	—	—	1	—	—	—
624	Social assistance .....	(E)	(D)	(D)	27	11	10	4	1	—	1	—	—	—
6241	Individual & family services .....	(C)	(D)	(D)	6	1	3	1	—	—	1	—	—	—
62412	Services for elderly & disabled persons .....	(C)	(D)	(D)	2	1	—	—	—	—	1	—	—	—
6244	Child day care services .....	102	254	993	15	5	7	2	1	—	—	—	—	—
62441	Child day care services .....	102	254	993	15	5	7	2	1	—	—	—	—	—
624410	Child day care services .....	102	254	993	15	5	7	2	1	—	—	—	—	—
<b>71</b>	<b>Arts, entertainment &amp; recreation</b> .....	<b>(C)</b>	<b>(D)</b>	<b>(D)</b>	<b>14</b>	<b>6</b>	<b>2</b>	<b>5</b>	<b>1</b>	—	—	—	—	—
713	Amusement, gambling & recreation industries ....	(C)	(D)	(D)	12	4	2	5	1	—	—	—	—	—
7139	Other amusement & recreation industries .....	(C)	(D)	(D)	12	4	2	5	1	—	—	—	—	—
<b>72</b>	<b>Accommodation &amp; food services</b> .....	<b>1 417</b>	<b>3 131</b>	<b>12 838</b>	<b>94</b>	<b>35</b>	<b>10</b>	<b>21</b>	<b>25</b>	<b>3</b>	—	—	—	—
721	Accommodation .....	172	473	2 111	12	4	1	4	3	—	—	—	—	—
7211	Traveler accommodation.....	(C)	(D)	(D)	11	3	1	4	3	—	—	—	—	—
72111	Hotels (exc casino hotels) & motels .....	(C)	(D)	(D)	11	3	1	4	3	—	—	—	—	—
722	Food services & drinking places .....	1 245	2 658	10 727	82	31	9	17	22	3	—	—	—	—
7221	Full-service restaurants .....	410	796	3 226	35	16	5	7	6	1	—	—	—	—
72211	Full-service restaurants .....	410	796	3 226	35	16	5	7	6	1	—	—	—	—
722110	Full-service restaurants .....	410	796	3 226	35	16	5	7	6	1	—	—	—	—
7222	Limited-service eating places .....	802	1 798	7 208	39	8	4	10	15	2	—	—	—	—
72221	Limited-service eating places .....	802	1 798	7 208	39	8	4	10	15	2	—	—	—	—
<b>81</b>	<b>Other services (except public administration)</b> .....	<b>743</b>	<b>2 186</b>	<b>9 506</b>	<b>138</b>	<b>98</b>	<b>24</b>	<b>10</b>	<b>3</b>	<b>2</b>	<b>1</b>	—	—	—
811	Repair & maintenance .....	189	762	3 560	40	30	6	2	1	1	—	—	—	—
8111	Automotive repair & maintenance .....	(C)	(D)	(D)	31	23	6	1	1	—	—	—	—	—
812	Personal & laundry services .....	119	553	2 318	27	17	7	3	—	—	—	—	—	—
813	Religious, grantmaking, civic, prof & like organizations .....	435	871	3 628	71	51	11	5	2	1	1	—	—	—
8131	Religious organizations .....	369	728	2 939	57	43	7	3	2	1	1	—	—	—
81311	Religious organizations .....	369	728	2 939	57	43	7	3	2	1	1	—	—	—
813110	Religious organizations .....	369	728	2 939	57	43	7	3	2	1	1	—	—	—
<b>95</b>	<b>Auxiliaries (exc corporate, subsidiary &amp; regional mgt)</b> .....	<b>(F)</b>	<b>(D)</b>	<b>(D)</b>	<b>4</b>	—	<b>2</b>	—	<b>1</b>	—	—	—	<b>1</b>	—
<b>99</b>	<b>Unclassified establishments</b> .....	<b>17</b>	<b>36</b>	<b>154</b>	<b>13</b>	<b>12</b>	<b>1</b>	—	—	—	—	—	—	—

See footnotes at end of table.

**Table 6. Counties—Employees, Payroll, and Establishments by Industry: 2000—Con.**

[Excludes most government employees, railroad employees, and self-employed persons. Size class 1 to 4 includes establishments with payroll, but no employees, during mid-March pay period. (D) denotes figures withheld to avoid disclosing data for individual companies; the data are included in broader industry totals. Detailed industries with 100 or more employees are shown if industry was not a (D). For explanation of terms, abbreviations, and data reliability/comparability, see introductory text]

NAICS code	Industry	Number of employees for week including March 12	Payroll (\$1,000)		Total number of establishments	Number of establishments by employment-size class								
			First quarter	Annual		1 to 4	5 to 9	10 to 19	20 to 49	50 to 99	100 to 249	250 to 499	500 to 999	1,000 or more
<b>GRUNDY</b>														
	<b>Total</b> .....	<b>1 507</b>	<b>5 231</b>	<b>21 433</b>	<b>188</b>	<b>104</b>	<b>39</b>	<b>28</b>	<b>13</b>	<b>3</b>	<b>1</b>			
11	Forestry, fishing, hunting, and agriculture support .....	28	159	696	8	6	1	1						
21	Mining .....	(A)	(D)	(D)	1			1						
22	Utilities .....	(A)	(D)	(D)	1			1						
23	Construction .....	57	188	941	13	6	6		1					
31-33	Manufacturing .....	269	894	3 576	10	4		1	3	2				
315	Apparel manufacturing .....	(C)	(D)	(D)	3	1			1	1				
3152	Cut & sew apparel mfg .....	(C)	(D)	(D)	3	1			1	1				
42	Wholesale trade .....	19	73	394	6	4	1	1						
44-45	Retail trade .....	427	1 360	5 655	52	22	17	9	3	1				
445	Food & beverage stores .....	131	259	1 118	12	3	3	3	3					
4451	Grocery stores .....	131	259	1 118	12	3	3	3	3					
44511	Grocery (except convenience) stores .....	(C)	(D)	(D)	10	2	2	3	3					
447	Gasoline stations .....	137	421	1 532	10	6	1	2		1				
4471	Gasoline stations .....	137	421	1 532	10	6	1	2		1				
48-49	Transportation & warehousing .....	42	158	593	14	11	2	1						
51	Information .....	52	263	1 053	7	2	3	2						
52	Finance & insurance .....	60	311	1 307	9	4	2	3						
53	Real estate & rental & leasing .....	19	54	235	7	6		1						
54	Professional, scientific & technical services .....	9	29	100	5	5								
55	Management of companies & enterprises .....	(A)	(D)	(D)	1	1								
56	Admin, support, waste mgt, remediation services .....	42	111	679	5	2		3						
61	Educational services .....	(A)	(D)	(D)	1	1								
62	Health care and social assistance .....	266	1 016	3 464	18	8	4	3	2		1			
623	Nursing & residential care facilities .....	(C)	(D)	(D)	4		1	1	1		1			
6231	Nursing care facilities .....	(C)	(D)	(D)	1						1			
62311	Nursing care facilities .....	(C)	(D)	(D)	1						1			
71	Arts, entertainment & recreation .....	(A)	(D)	(D)	2	2								
72	Accommodation & food services .....	148	264	1 316	11	5	1	1	4					
722	Food services & drinking places .....	(C)	(D)	(D)	9	4	1		4					
81	Other services (except public administration) .....	38	120	469	17	15	2							
<b>HAMBLEN</b>														
	<b>Total</b> .....	<b>32 387</b>	<b>206 582</b>	<b>840 840</b>	<b>1 404</b>	<b>685</b>	<b>304</b>	<b>167</b>	<b>130</b>	<b>56</b>	<b>41</b>	<b>12</b>	<b>7</b>	<b>2</b>
21	Mining .....	(B)	(D)	(D)	1				1					
22	Utilities .....	13	93	407	3	1	2							
23	Construction .....	815	4 802	21 822	100	56	23	9	10	1	1			
233	Building, developing & general contracting .....	(C)	(D)	(D)	31	20	4	3	3	1				
2332	Residential building construction .....	(C)	(D)	(D)	22	16	3	2		1				
23321	Single-family housing construction .....	115	648	3 037	21	16	3	1		1				
233210	Single-family housing construction .....	115	648	3 037	21	16	3	1		1				
2333	Nonresidential building construction .....	101	727	3 339	8	3	1	1	3					
235	Special trade contractors .....	577	3 342	15 110	68	36	19	5	7		1			
2351	Plumbing, heating & AC contractor .....	181	1 063	5 380	18	9	7	1			1			
23511	Plumbing, heating & AC contractor .....	181	1 063	5 380	18	9	7	1			1			
235110	Plumbing, heating & AC contractor .....	181	1 063	5 380	18	9	7	1			1			
2353	Electrical contractors .....	108	1 048	3 349	13	9		1	3					
23531	Electrical contractors .....	108	1 048	3 349	13	9		1	3					
235310	Electrical contractors .....	108	1 048	3 349	13	9		1	3					
2359	Other special trade contractors .....	130	517	2 295	15	4	8	1	2					
31-33	Manufacturing .....	14 911	120 424	470 292	124	25	14	16	20	15	21	7	4	2
311	Food mfg .....	(E)	(D)	(D)	4	3						1		
3118	Bakeries & tortilla mfg .....	(E)	(D)	(D)	2	1						1		
31181	Bread & bakery product mfg .....	(E)	(D)	(D)	2	1						1		
315	Apparel manufacturing .....	(C)	(D)	(D)	2	1					1			
3151	Apparel knitting mills .....	(C)	(D)	(D)	1						1			
31511	Hosiery & sock mills .....	(C)	(D)	(D)	1						1			
321	Wood product mfg .....	715	3 889	16 262	16	3	1	4	2	3	3			
3212	Veneer, plywood & engineered wood product mfg .....	(C)	(D)	(D)	3	1					2			
32121	Veneer, plywood & engineered wood product mfg .....	(C)	(D)	(D)	3	1					2			
3219	Other wood product mfg .....	536	2 982	12 011	11	2	1	2	2	1	3			
32191	Millwork .....	(F)	(D)	(D)	10	2		2	2	1	3			

See footnotes at end of table.

**Table 6. Counties—Employees, Payroll, and Establishments by Industry: 2000—Con.**

[Excludes most government employees, railroad employees, and self-employed persons. Size class 1 to 4 includes establishments with payroll, but no employees, during mid-March pay period. (D) denotes figures withheld to avoid disclosing data for individual companies; the data are included in broader industry totals. Detailed industries with 100 or more employees are shown if industry was not a (D). For explanation of terms, abbreviations, and data reliability/comparability, see introductory text]

NAICS code	Industry	Number of employees for week including March 12	Payroll (\$1,000)		Total number of establishments	Number of establishments by employment-size class								
			First quarter	Annual		1 to 4	5 to 9	10 to 19	20 to 49	50 to 99	100 to 249	250 to 499	500 to 999	1,000 or more
<b>HAMBLEN—Con.</b>														
<b>31-33 Manufacturing—Con.</b>														
322	Paper mfg .....	798	6 754	26 905	7	—	1	—	1	—	4	1	—	—
3222	Converted paper product mfg .....	798	6 754	26 905	7	—	1	—	1	—	4	1	—	—
32221	Paperboard container mfg .....	(C)	(D)	(D)	2	—	—	—	—	—	2	—	—	—
32222	Paper bag & coated & treated paper mfg .....	(C)	(D)	(D)	2	—	1	—	—	—	1	—	—	—
32223	Stationery product mfg .....	(E)	(D)	(D)	2	—	—	—	1	—	—	1	—	—
32229	Other converted paper product mfg .....	(C)	(D)	(D)	1	—	—	—	—	—	1	—	—	—
323	Printing & related support activities .....	182	1 394	5 406	5	—	3	—	1	—	1	—	—	—
3231	Printing & related support activities .....	182	1 394	5 406	5	—	3	—	1	—	1	—	—	—
32311	Printing .....	182	1 394	5 406	5	—	3	—	1	—	1	—	—	—
325	Chemical mfg .....	807	6 752	28 363	6	—	2	—	—	1	2	1	—	—
3252	Resin, syn rubber, artf & syn fibers, fil mfg .....	(E)	(D)	(D)	1	—	—	—	—	—	—	1	—	—
32522	Artificial & synthetic fibers, filaments mfg .....	(E)	(D)	(D)	1	—	—	—	—	—	—	1	—	—
3259	Other chemical product & preparation mfg .....	(E)	(D)	(D)	3	—	—	—	—	1	2	—	—	—
32599	All other chemical product & preparation mfg .....	(E)	(D)	(D)	3	—	—	—	—	1	2	—	—	—
326	Plastics & rubber products mfg .....	826	6 141	23 830	14	2	—	—	6	3	3	—	—	—
3261	Plastics product mfg .....	(F)	(D)	(D)	13	1	—	—	6	3	3	—	—	—
32611	Unsupported plastics film, sheet, & bag mfg .....	249	2 398	10 091	3	—	—	—	1	—	2	—	—	—
32615	Foam product (exc polystyrene) mfg .....	362	2 293	6 931	4	—	—	—	1	2	1	—	—	—
326150	Foam product (exc polystyrene) mfg .....	362	2 293	6 931	4	—	—	—	1	2	1	—	—	—
332	Fabricated metal product mfg .....	1 145	9 337	34 381	14	2	2	4	1	3	—	1	1	—
3321	Forging & stamping .....	(E)	(D)	(D)	3	1	1	—	—	—	—	1	—	—
33211	Forging & stamping .....	(E)	(D)	(D)	3	1	1	—	—	—	—	1	—	—
3329	Other fabricated metal product mfg .....	(F)	(D)	(D)	1	—	—	—	—	—	—	—	1	—
33299	All other fabricated metal product mfg .....	(F)	(D)	(D)	1	—	—	—	—	—	—	—	1	—
333	Machinery mfg .....	1 001	7 955	32 539	14	2	1	4	1	3	2	1	—	—
3331	Ag, construction & mining machinery mfg .....	(C)	(D)	(D)	2	1	—	—	—	—	1	—	—	—
33311	Agricultural implement mfg .....	(C)	(D)	(D)	2	1	—	—	—	—	1	—	—	—
3333	Commercial & service industry machinery mfg ..	(C)	(D)	(D)	1	—	—	—	—	—	1	—	—	—
33331	Commercial & service industry machinery mfg .....	(C)	(D)	(D)	1	—	—	—	—	—	1	—	—	—
3335	Metalworking machinery mfg .....	123	906	3 993	5	—	1	3	—	1	—	—	—	—
33351	Metalworking machinery mfg .....	123	906	3 993	5	—	1	3	—	1	—	—	—	—
3336	Engine, turbine & power transmsn equip mfg ...	(E)	(D)	(D)	1	—	—	—	—	—	—	1	—	—
33361	Engine, turbine & power transmsn equip mfg ..	(E)	(D)	(D)	1	—	—	—	—	—	—	1	—	—
335	Electrical equip, appliance & component mfg .....	(C)	(D)	(D)	2	1	—	—	—	—	1	—	—	—
3353	Electrical equipment mfg .....	(C)	(D)	(D)	1	—	—	—	—	—	1	—	—	—
33531	Electrical equipment mfg .....	(C)	(D)	(D)	1	—	—	—	—	—	1	—	—	—
336	Transportation equipment mfg .....	2 808	26 753	103 375	5	1	1	—	—	—	—	1	1	1
3363	Motor vehicle parts mfg .....	(H)	(D)	(D)	3	—	—	—	—	—	—	1	1	1
33631	Motor vehicle gas engine & engine parts mfg ..	(G)	(D)	(D)	1	—	—	—	—	—	—	—	—	1
33633	Motor vehicle steering & suspension parts mfg .....	(E)	(D)	(D)	1	—	—	—	—	—	—	1	—	—
33637	Motor vehicle metal stamping .....	(F)	(D)	(D)	1	—	—	—	—	—	—	1	—	—
337	Furniture & related product mfg .....	5 345	42 829	163 097	19	4	1	2	5	1	2	1	2	1
3371	HH & institutional furniture & kitchen cabinet mfg .....	5 266	42 550	161 932	16	4	1	1	3	1	2	1	2	1
33711	Wood kitchen cabinet & countertop mfg .....	202	937	3 651	6	4	—	—	1	—	1	—	—	—
337110	Wood kitchen cabinet & countertop mfg .....	202	937	3 651	6	4	—	—	1	—	1	—	—	—
33712	Household & institutional furniture mfg .....	5 064	41 613	158 281	10	—	1	1	2	1	1	2	1	—
339	Miscellaneous mfg .....	396	2 370	10 550	9	5	1	1	—	—	2	—	—	—
3399	Other miscellaneous mfg .....	(E)	(D)	(D)	5	3	—	—	—	—	2	—	—	—
33994	Office supplies (exc paper) mfg .....	(C)	(D)	(D)	1	—	—	—	—	—	1	—	—	—
33999	All other misc mfg .....	(C)	(D)	(D)	3	2	—	—	—	—	1	—	—	—
<b>42</b>	<b>Wholesale trade .....</b>	<b>1 433</b>	<b>10 833</b>	<b>46 571</b>	<b>71</b>	<b>28</b>	<b>16</b>	<b>11</b>	<b>9</b>	<b>3</b>	<b>3</b>	<b>1</b>	—	—
421	Wholesale trade, durable goods .....	806	6 083	25 866	52	23	14	8	4	1	1	1	—	—
4211	Motor vehicle, motor vehicle pt & supply whsle ..	(C)	(D)	(D)	6	3	2	—	—	—	1	—	—	—
42112	Motor vehicle supplies & new parts whsle .....	(C)	(D)	(D)	2	—	1	—	—	—	1	—	—	—
4217	Hardware, plumb & heating equip & sup whsle ..	340	2 664	11 128	10	2	3	3	1	—	—	—	—	—
42171	Hardware whsle .....	(E)	(D)	(D)	6	1	1	2	1	—	—	1	—	—
422	Wholesale trade, nondurable goods .....	627	4 750	20 705	19	5	2	3	5	2	2	—	—	—
4224	Grocery & related product whsle .....	406	3 375	14 441	5	—	—	1	1	1	2	—	—	—
42249	Other grocery & related products whsle .....	(E)	(D)	(D)	3	—	—	—	1	—	2	—	—	—
4227	Petroleum & petroleum products whsle .....	123	943	4 801	6	3	—	—	2	1	—	—	—	—
42271	Petroleum bulk stations & terminals .....	(C)	(D)	(D)	4	1	—	—	2	1	—	—	—	—
<b>44-45</b>	<b>Retail trade .....</b>	<b>3 436</b>	<b>16 133</b>	<b>73 957</b>	<b>320</b>	<b>146</b>	<b>100</b>	<b>41</b>	<b>20</b>	<b>10</b>	<b>2</b>	<b>1</b>	—	—
441	Motor vehicle & parts dealers .....	710	5 846	29 413	58	27	15	6	7	3	—	—	—	—
4411	Automobile dealers .....	523	4 966	25 349	28	15	3	1	6	3	—	—	—	—
44111	New car dealers .....	456	4 486	23 264	11	2	—	—	6	3	—	—	—	—
441110	New car dealers .....	456	4 486	23 264	11	2	—	—	6	3	—	—	—	—
4413	Automotive parts, accessories & tire stores .....	134	588	2 688	24	11	9	4	—	—	—	—	—	—
444	Bldg material & garden equip & supp dealers .....	192	1 334	7 239	25	8	11	5	1	—	—	—	—	—
4441	Building material & supplies dealers .....	129	1 103	6 283	17	6	8	2	1	—	—	—	—	—
445	Food & beverage stores .....	646	2 051	8 509	32	11	9	4	3	5	—	—	—	—
4451	Grocery stores .....	578	1 792	7 374	18	4	4	2	3	5	—	—	—	—
44511	Grocery (except convenience) stores .....	562	1 761	7 255	15	4	1	2	3	5	—	—	—	—
445110	Grocery (except convenience) stores .....	562	1 761	7 255	15	4	1	2	3	5	—	—	—	—

See footnotes at end of table.

**Table 6. Counties—Employees, Payroll, and Establishments by Industry: 2000—Con.**

[Excludes most government employees, railroad employees, and self-employed persons. Size class 1 to 4 includes establishments with payroll, but no employees, during mid-March pay period. (D) denotes figures withheld to avoid disclosing data for individual companies; the data are included in broader industry totals. Detailed industries with 100 or more employees are shown if industry was not a (D). For explanation of terms, abbreviations, and data reliability/comparability, see introductory text]

NAICS code	Industry	Number of employees for week including March 12	Payroll (\$1,000)		Total number of establishments	Number of establishments by employment-size class								
			First quarter	Annual		1 to 4	5 to 9	10 to 19	20 to 49	50 to 99	100 to 249	250 to 499	500 to 999	1,000 or more
<b>HAMBLEN—Con.</b>														
<b>44-45</b>	<b>Retail trade—Con.</b>													
446	Health & personal care stores .....	189	967	5 023	22	7	7	6	2	—	—	—	—	—
4461	Health & personal care stores .....	189	967	5 023	22	7	7	6	2	—	—	—	—	—
44611	Pharmacies & drug stores .....	154	833	4 502	13	1	4	6	2	—	—	—	—	—
446110	Pharmacies & drug stores .....	154	833	4 502	13	1	4	6	2	—	—	—	—	—
447	Gasoline stations .....	253	831	3 428	43	14	23	6	—	—	—	—	—	—
4471	Gasoline stations .....	253	831	3 428	43	14	23	6	—	—	—	—	—	—
44711	Gasoline stations with convenience stores .....	240	783	3 292	40	12	22	6	—	—	—	—	—	—
447110	Gasoline stations with convenience stores .....	240	783	3 292	40	12	22	6	—	—	—	—	—	—
448	Clothing & clothing accessories stores .....	192	604	2 426	35	19	12	3	1	—	—	—	—	—
4481	Clothing stores .....	105	238	1 017	18	11	4	2	1	—	—	—	—	—
452	General merchandise stores .....	806	2 668	10 585	16	2	6	1	2	2	2	1	—	—
4521	Department stores .....	727	2 468	9 694	6	—	—	—	1	2	2	1	—	—
45211	Department stores .....	727	2 468	9 694	6	—	—	—	1	2	2	1	—	—
452110	Department stores .....	727	2 468	9 694	6	—	—	—	1	2	2	1	—	—
453	Miscellaneous store retailers .....	188	688	2 863	37	25	6	4	2	—	—	—	—	—
<b>48-49</b>	<b>Transportation &amp; warehousing .....</b>	<b>1 072</b>	<b>7 918</b>	<b>36 875</b>	<b>31</b>	<b>16</b>	<b>4</b>	<b>3</b>	<b>3</b>	<b>3</b>	<b>1</b>	—	<b>1</b>	—
484	Truck transportation .....	951	7 092	33 731	22	11	2	3	2	2	1	—	1	—
4841	General freight trucking .....	909	6 807	32 593	16	7	1	3	1	2	1	—	1	—
48412	General freight trucking, long-distance .....	909	6 807	32 593	16	7	1	3	1	2	1	—	1	—
<b>51</b>	<b>Information .....</b>	<b>250</b>	<b>1 578</b>	<b>6 152</b>	<b>13</b>	<b>7</b>	<b>1</b>	<b>2</b>	<b>2</b>	—	<b>1</b>	—	—	—
511	Publishing industries .....	(C)	(D)	(D)	2	1	—	—	—	—	1	—	—	—
5111	Newspaper, periodical, book, database publishers .....	(C)	(D)	(D)	2	1	—	—	—	—	1	—	—	—
51111	Newspaper publishers .....	(C)	(D)	(D)	1	—	—	—	—	—	1	—	—	—
513	Broadcasting & telecommunications .....	(C)	(D)	(D)	9	5	1	1	2	—	—	—	—	—
<b>52</b>	<b>Finance &amp; insurance .....</b>	<b>572</b>	<b>4 072</b>	<b>16 780</b>	<b>97</b>	<b>63</b>	<b>19</b>	<b>11</b>	<b>2</b>	<b>2</b>	—	—	—	—
522	Credit intermediation & related activities .....	425	2 814	11 141	55	31	13	7	2	2	—	—	—	—
5221	Depository credit intermediation .....	309	2 006	7 732	26	9	9	4	2	2	—	—	—	—
52211	Commercial banking .....	197	1 421	5 244	16	4	7	2	2	1	—	—	—	—
522110	Commercial banking .....	197	1 421	5 244	16	4	7	2	2	1	—	—	—	—
5222	Nondepository credit intermediation .....	101	725	3 063	22	15	4	3	—	—	—	—	—	—
524	Insurance carriers & related activities .....	128	816	3 978	37	29	4	4	—	—	—	—	—	—
5242	Agencies & other insurance related activities .....	113	688	3 555	32	25	3	4	—	—	—	—	—	—
52421	Insurance agencies & brokerages .....	113	688	3 555	32	25	3	4	—	—	—	—	—	—
524210	Insurance agencies & brokerages .....	113	688	3 555	32	25	3	4	—	—	—	—	—	—
<b>53</b>	<b>Real estate &amp; rental &amp; leasing .....</b>	<b>181</b>	<b>799</b>	<b>3 294</b>	<b>54</b>	<b>40</b>	<b>10</b>	<b>4</b>	—	—	—	—	—	—
<b>54</b>	<b>Professional, scientific &amp; technical services .....</b>	<b>257</b>	<b>2 007</b>	<b>8 075</b>	<b>71</b>	<b>54</b>	<b>13</b>	<b>3</b>	<b>1</b>	—	—	—	—	—
541	Professional, scientific & technical services .....	257	2 007	8 075	71	54	13	3	1	—	—	—	—	—
<b>55</b>	<b>Management of companies &amp; enterprises .....</b>	<b>59</b>	<b>277</b>	<b>1 294</b>	<b>5</b>	<b>3</b>	—	<b>1</b>	<b>1</b>	—	—	—	—	—
<b>56</b>	<b>Admin. support, waste mgt, remediation services .....</b>	<b>2 416</b>	<b>7 798</b>	<b>31 932</b>	<b>60</b>	<b>29</b>	<b>8</b>	<b>9</b>	<b>3</b>	<b>3</b>	<b>6</b>	<b>1</b>	<b>1</b>	—
561	Administrative & support services .....	(G)	(D)	(D)	57	28	7	9	2	3	6	1	1	—
5613	Employment services .....	2 107	6 391	24 436	13	2	—	—	—	3	6	1	1	—
56131	Employment placement agencies .....	(E)	(D)	(D)	5	1	—	—	—	2	2	—	—	—
56132	Temporary help services .....	1 367	4 040	16 447	7	1	—	—	—	1	4	—	1	—
561320	Temporary help services .....	1 367	4 040	16 447	7	1	—	—	—	1	4	—	1	—
56133	Employee leasing services .....	(E)	(D)	(D)	1	—	—	—	—	—	—	1	—	—
5617	Services to buildings & dwellings .....	173	714	3 108	27	16	4	5	2	—	—	—	—	—
<b>61</b>	<b>Educational services .....</b>	<b>(B)</b>	<b>(D)</b>	<b>(D)</b>	<b>4</b>	<b>3</b>	—	—	<b>1</b>	—	—	—	—	—
<b>62</b>	<b>Health care and social assistance .....</b>	<b>3 374</b>	<b>20 420</b>	<b>83 364</b>	<b>156</b>	<b>69</b>	<b>38</b>	<b>24</b>	<b>14</b>	<b>5</b>	<b>3</b>	<b>2</b>	<b>1</b>	—
621	Ambulatory health care services .....	1 160	9 455	41 967	112	50	31	14	13	3	1	—	—	—
6211	Offices of physicians .....	448	5 100	24 049	45	19	13	8	4	—	1	—	—	—
62111	Offices of physicians .....	448	5 100	24 049	45	19	13	8	4	—	1	—	—	—
621111	Offices of physicians (exc mental health) .....	448	5 100	24 049	45	19	13	8	4	—	1	—	—	—
6212	Offices of dentists .....	155	883	3 921	30	15	13	2	—	—	—	—	—	—
62121	Offices of dentists .....	155	883	3 921	30	15	13	2	—	—	—	—	—	—
621210	Offices of dentists .....	155	883	3 921	30	15	13	2	—	—	—	—	—	—
6213	Offices of other health practitioners .....	147	1 173	5 371	24	15	4	2	3	—	—	—	—	—
6216	Home health care services .....	263	1 533	5 230	6	—	—	1	2	3	—	—	—	—
62161	Home health care services .....	263	1 533	5 230	6	—	—	1	2	3	—	—	—	—
621610	Home health care services .....	263	1 533	5 230	6	—	—	1	2	3	—	—	—	—
622	Hospitals .....	(G)	(D)	(D)	2	—	—	—	—	—	—	1	1	—
6221	General medical & surgical hospitals .....	(G)	(D)	(D)	2	—	—	—	—	—	—	1	1	—
62211	General medical & surgical hospitals .....	(G)	(D)	(D)	2	—	—	—	—	—	—	1	1	—
623	Nursing & residential care facilities .....	(E)	(D)	(D)	7	1	1	2	—	1	2	—	—	—
6231	Nursing care facilities .....	(E)	(D)	(D)	2	—	—	—	—	—	2	—	—	—
62311	Nursing care facilities .....	(E)	(D)	(D)	2	—	—	—	—	—	2	—	—	—

See footnotes at end of table.

**Table 6. Counties—Employees, Payroll, and Establishments by Industry: 2000—Con.**

[Excludes most government employees, railroad employees, and self-employed persons. Size class 1 to 4 includes establishments with payroll, but no employees, during mid-March pay period. (D) denotes figures withheld to avoid disclosing data for individual companies; the data are included in broader industry totals. Detailed industries with 100 or more employees are shown if industry was not a (D). For explanation of terms, abbreviations, and data reliability/comparability, see introductory text]

NAICS code	Industry	Number of employees for week including March 12	Payroll (\$1,000)		Total number of establishments	Number of establishments by employment-size class								
			First quarter	Annual		1 to 4	5 to 9	10 to 19	20 to 49	50 to 99	100 to 249	250 to 499	500 to 999	1,000 or more
<b>HAMBLEN—Con.</b>														
<b>62 Health care and social assistance—Con.</b>														
624	Social assistance .....	709	2 306	9 376	35	18	6	8	1	1	—	1	—	—
6241	Individual & family services .....	548	1 855	7 472	10	4	2	2	—	1	—	1	—	—
62412	Services for elderly & disabled persons .....	(C)	(D)	(D)	5	1	2	1	—	1	—	—	—	—
62419	Other individual & family services .....	(E)	(D)	(D)	4	2	—	1	—	—	—	1	—	—
6244	Child day care services .....	114	272	1 038	16	8	4	3	1	—	—	—	—	—
62441	Child day care services .....	114	272	1 038	16	8	4	3	1	—	—	—	—	—
624410	Child day care services .....	114	272	1 038	16	8	4	3	1	—	—	—	—	—
<b>71 Arts, entertainment &amp; recreation .....</b>														
713	Amusement, gambling & recreation industries .....	(C)	(D)	(D)	14	9	3	—	1	1	—	—	—	—
7139	Other amusement & recreation industries .....	(C)	(D)	(D)	12	7	3	—	1	1	—	—	—	—
<b>72 Accommodation &amp; food services .....</b>														
721	Accommodation .....	159	406	1 815	10	3	1	3	3	—	—	—	—	—
7211	Traveler accommodation .....	(C)	(D)	(D)	8	1	1	3	3	—	—	—	—	—
72111	Hotels (exc casino hotels) & motels .....	(C)	(D)	(D)	8	1	1	3	3	—	—	—	—	—
722	Food services & drinking places .....	2 264	4 750	20 343	86	15	12	13	33	10	3	—	—	—
7221	Full-service restaurants .....	1 074	2 231	9 543	32	8	6	3	6	6	3	—	—	—
72211	Full-service restaurants .....	1 074	2 231	9 543	32	8	6	3	6	6	3	—	—	—
722110	Full-service restaurants .....	1 074	2 231	9 543	32	8	6	3	6	6	3	—	—	—
7222	Limited-service eating places .....	1 179	2 496	10 717	51	5	5	10	27	4	—	—	—	—
72221	Limited-service eating places .....	1 179	2 496	10 717	51	5	5	10	27	4	—	—	—	—
722211	Limited-service restaurants .....	1 014	2 144	9 339	43	3	3	8	27	2	—	—	—	—
<b>81 Other services (except public administration) .....</b>														
811	Repair & maintenance .....	244	1 337	5 495	45	32	7	3	2	1	—	—	—	—
8111	Automotive repair & maintenance .....	137	527	2 048	36	26	7	2	1	—	—	—	—	—
812	Personal & laundry services .....	133	499	2 171	23	11	7	4	1	—	—	—	—	—
813	Religious, grantmaking, civic, prof & like organizations .....	562	1 619	6 487	95	59	22	9	3	2	—	—	—	—
8131	Religious organizations .....	418	1 216	4 818	68	45	12	7	2	2	—	—	—	—
81311	Religious organizations .....	418	1 216	4 818	68	45	12	7	2	2	—	—	—	—
813110	Religious organizations .....	418	1 216	4 818	68	45	12	7	2	2	—	—	—	—
<b>95 Auxiliaries (exc corporate, subsidiary &amp; regional mgt) .....</b>														
95	Auxiliaries (exc corporate, subsidiary & regional mgt) .....	(A)	(D)	(D)	1	—	—	1	—	—	—	—	—	—
<b>99 Unclassified establishments .....</b>														
99	Unclassified establishments .....	25	32	291	17	15	2	—	—	—	—	—	—	—
<b>HAMILTON</b>														
<b>Total .....</b>		<b>174 770</b>	<b>1 167 716</b>	<b>4 959 428</b>	<b>8 846</b>	<b>4 174</b>	<b>1 889</b>	<b>1 235</b>	<b>951</b>	<b>320</b>	<b>208</b>	<b>39</b>	<b>19</b>	<b>11</b>
<b>11 Forestry, fishing, hunting, and agriculture support .....</b>														
11	Forestry, fishing, hunting, and agriculture support .....	(B)	(D)	(D)	11	6	5	—	—	—	—	—	—	—
<b>21 Mining .....</b>														
21	Mining .....	(B)	(D)	(D)	4	1	—	1	2	—	—	—	—	—
<b>22 Utilities .....</b>														
22	Utilities .....	208	2 315	9 400	6	3	1	—	—	1	1	—	—	—
221	Utilities .....	208	2 315	9 400	6	3	1	—	—	1	1	—	—	—
2213	Water, sewage & other systems .....	(C)	(D)	(D)	2	1	—	—	—	—	1	—	—	—
22131	Water supply & irrigation systems .....	(C)	(D)	(D)	1	—	—	—	—	—	1	—	—	—
<b>23 Construction .....</b>														
233	Building, developing & general contracting .....	2 306	17 677	83 794	228	137	41	22	21	4	2	1	—	—
2332	Residential building construction .....	667	3 549	15 332	144	99	29	11	5	—	—	—	—	—
23321	Single-family housing construction .....	662	3 543	15 240	140	95	29	11	5	—	—	—	—	—
233210	Single-family housing construction .....	662	3 543	15 240	140	95	29	11	5	—	—	—	—	—
2333	Nonresidential building construction .....	1 570	13 588	66 298	64	21	11	9	16	4	2	1	—	—
23332	Commercial & institutional bldg construction ..	1 473	12 983	63 215	58	20	9	8	14	4	2	1	—	—
233320	Commercial & institutional bldg construction ..	1 473	12 983	63 215	58	20	9	8	14	4	2	1	—	—
234	Heavy construction .....	678	4 886	22 319	36	15	9	2	6	2	2	—	—	—
2341	Highway, street, bridge & tunnel construction ...	113	650	4 105	8	3	1	1	3	—	—	—	—	—
23411	Highway & street construction .....	113	650	4 105	8	3	1	1	3	—	—	—	—	—
234110	Highway & street construction .....	113	650	4 105	8	3	1	1	3	—	—	—	—	—
2349	Other heavy construction .....	565	4 236	18 214	28	12	8	1	3	2	2	—	—	—
23491	Water, sewer & pipeline construction .....	(C)	(D)	(D)	5	3	1	—	—	—	1	—	—	—
23492	Pwr, communication transmsn line construction .....	(C)	(D)	(D)	3	1	—	—	1	—	1	—	—	—
23499	All other heavy construction .....	275	1 969	8 679	20	8	7	1	2	2	—	—	—	—
234990	All other heavy construction .....	275	1 969	8 679	20	8	7	1	2	2	—	—	—	—

See footnotes at end of table.



**Table 6. Counties—Employees, Payroll, and Establishments by Industry: 2000—Con.**

[Excludes most government employees, railroad employees, and self-employed persons. Size class 1 to 4 includes establishments with payroll, but no employees, during mid-March pay period. (D) denotes figures withheld to avoid disclosing data for individual companies; the data are included in broader industry totals. Detailed industries with 100 or more employees are shown if industry was not a (D). For explanation of terms, abbreviations, and data reliability/comparability, see introductory text]

NAICS code	Industry	Number of employees for week including March 12	Payroll (\$1,000)		Total number of establishments	Number of establishments by employment-size class								
			First quarter	Annual		1 to 4	5 to 9	10 to 19	20 to 49	50 to 99	100 to 249	250 to 499	500 to 999	1,000 or more
<b>HAMILTON—Con.</b>														
<b>23 Construction—Con.</b>														
235	Special trade contractors	6 341	47 068	195 812	483	240	104	64	48	18	8	1		
2351	Plumbing, heating & AC contractor	1 606	11 990	52 089	123	61	29	15	12	4	2			
23511	Plumbing, heating & AC contractor	1 606	11 990	52 089	123	61	29	15	12	4	2			
235110	Plumbing, heating & AC contractor	1 606	11 990	52 089	123	61	29	15	12	4	2			
2352	Painting & wall covering contractors	229	1 174	5 533	30	16	8	4	1	1				
23521	Painting & wall covering contractors	229	1 174	5 533	30	16	8	4	1	1				
235210	Painting & wall covering contractors	229	1 174	5 533	30	16	8	4	1	1				
2353	Electrical contractors	1 782	16 374	64 581	82	37	19	9	11		5	1		
23531	Electrical contractors	1 782	16 374	64 581	82	37	19	9	11		5	1		
235310	Electrical contractors	1 782	16 374	64 581	82	37	19	9	11		5	1		
2354	Masonry, drywall, insulation, tile contractors	1 030	6 132	25 288	60	27	7	9	11	5	1			
23541	Masonry & stone contractors	375	1 828	8 685	23	12	2	2	4	3				
235410	Masonry & stone contractors	375	1 828	8 685	23	12	2	2	4	3				
23542	Drywall, acoustical & insulation contractors	509	3 482	12 734	27	11	2	6	6	1	1			
235420	Drywall, acoustical & insulation contractors	509	3 482	12 734	27	11	2	6	6	1	1			
23543	Tile, marble, terrazzo & mosaic contractors	146	822	3 869	10	4	3	1	1	1				
235430	Tile, marble, terrazzo & mosaic contractors	146	822	3 869	10	4	3	1	1	1				
2355	Carpentry & floor contractors	214	1 137	4 882	47	30	12	4	1					
23551	Carpentry contractors	150	713	2 909	35	22	11	1	1					
235510	Carpentry contractors	150	713	2 909	35	22	11	1	1					
2356	Roofing, siding, & sheet metal contractors	379	2 025	8 973	33	15	6	8	1	3				
23561	Roofing, siding, & sheet metal contractors	379	2 025	8 973	33	15	6	8	1	3				
235610	Roofing, siding, & sheet metal contractors	379	2 025	8 973	33	15	6	8	1	3				
2357	Concrete contractors	348	2 999	11 024	19	8	2	3	3	3				
23571	Concrete contractors	348	2 999	11 024	19	8	2	3	3	3				
235710	Concrete contractors	348	2 999	11 024	19	8	2	3	3	3				
2359	Other special trade contractors	753	5 237	23 442	89	46	21	12	8	2				
23591	Structural steel erection contractors	188	1 602	7 120	10	1	2	4	3					
235910	Structural steel erection contractors	188	1 602	7 120	10	1	2	4	3					
23593	Excavation contractors	245	1 515	6 759	34	19	10	2	2	1				
235930	Excavation contractors	245	1 515	6 759	34	19	10	2	2	1				
23599	All other special trade contractors	172	780	4 151	28	18	5	3	1	1				
235990	All other special trade contractors	172	780	4 151	28	18	5	3	1	1				
<b>31-33</b>	<b>Manufacturing</b>	<b>34 518</b>	<b>290 446</b>	<b>1 224 115</b>	<b>495</b>	<b>134</b>	<b>72</b>	<b>74</b>	<b>93</b>	<b>49</b>	<b>52</b>	<b>10</b>	<b>8</b>	<b>3</b>
311	Food mfg	11 364	84 538	382 784	33	6	1	7	5	2	7		4	1
3112	Grain & oilseed milling	(E)	(D)	(D)	4				1	2	1			
31121	Flour milling & malt mfg	(C)	(D)	(D)	2					2				
31122	Starch & vegetable fats & oils mfg	(C)	(D)	(D)	2				1		1			
3113	Sugar & confectionery product mfg	(F)	(D)	(D)	2	1							1	
31134	Nonchocolate confectionery mfg	(F)	(D)	(D)	1								1	
3116	Animal slaughtering & processing	2 169	13 602	54 702	6	1		2		1			2	
31161	Animal slaughtering & processing	2 169	13 602	54 702	6	1		2		1			2	
311615	Poultry processing	2 135	13 319	53 690	3					1			2	
3118	Bakeries & tortilla mfg	7 716	56 616	263 180	14	3	1	2	3		3		1	1
31181	Bread & bakery product mfg	(J)	(D)	(D)	11	3	1	2	3				1	1
31182	Cookie, cracker & pasta mfg	(F)	(D)	(D)	3						3			
3119	Other food mfg	401	2 941	13 474	3			1		2				
31191	Snack food mfg	(C)	(D)	(D)	1					1				
31199	All other food mfg	(C)	(D)	(D)	1					1				
313	Textile mills	(F)	(D)	(D)	7	3	1	1			1	1		
3131	Fiber, yarn & thread mills	(E)	(D)	(D)	2			1						
31311	Fiber, yarn & thread mills	(E)	(D)	(D)	2			1						
3133	Textile, fabric finishing, fabric coating mills	(C)	(D)	(D)	3	2					1			
31331	Textile & fabric finishing mills	(C)	(D)	(D)	2	1					1			
314	Textile product mills	319	1 673	7 128	14	5	4	1	3		1			
3141	Textile furnishings mills	(C)	(D)	(D)	3	2					1			
31411	Carpet & rug mills	(C)	(D)	(D)	3	2					1			
3149	Other textile product mills	(C)	(D)	(D)	11	3	4	1	3					
315	Apparel manufacturing	433	2 119	6 556	11	1	2	3	2	1	2			
3151	Apparel knitting mills	331	1 727	5 301	3					1	2			
31511	Hosiery & sock mills	331	1 727	5 301	3					1	2			
315119	Other hosiery & sock mills	331	1 727	5 301	3					1	2			
316	Leather & allied product mfg	(E)	(D)	(D)	7		2	1	2	1	1			
3169	Other leather & allied product mfg	265	1 273	5 514	5		1		2	1	1			
31699	Other leather & allied product mfg	265	1 273	5 514	5		1		2	1	1			
316999	All other leather good mfg	265	1 273	5 514	5		1		2	1	1			
321	Wood product mfg	268	1 373	6 173	9	2	1		4	2				
3219	Other wood product mfg	(C)	(D)	(D)	8	2	1		4	1				
32199	All other wood product mfg	(C)	(D)	(D)	2				1	1				
322	Paper mfg	1 524	13 897	56 502	15	1	1		2	4	7			
3221	Pulp, paper & paperboard mills	574	6 822	27 655	5					2	3			
32211	Pulp mills	(C)	(D)	(D)	1						1			
32212	Paper mills	(C)	(D)	(D)	2						1			
32213	Paperboard mills	(E)	(D)	(D)	2						1			
3222	Converted paper product mfg	950	7 075	28 847	10	1	1		2	2	4			
32221	Paperboard container mfg	(F)	(D)	(D)	8	1			2	2	3			
32223	Stationery product mfg	(C)	(D)	(D)	1						1			

See footnotes at end of table.

**Table 6. Counties—Employees, Payroll, and Establishments by Industry: 2000—Con.**

[Excludes most government employees, railroad employees, and self-employed persons. Size class 1 to 4 includes establishments with payroll, but no employees, during mid-March pay period. (D) denotes figures withheld to avoid disclosing data for individual companies; the data are included in broader industry totals. Detailed industries with 100 or more employees are shown if industry was not a (D). For explanation of terms, abbreviations, and data reliability/comparability, see introductory text]

NAICS code	Industry	Number of employees for week including March 12	Payroll (\$1,000)		Total number of establishments	Number of establishments by employment-size class								
			First quarter	Annual		1 to 4	5 to 9	10 to 19	20 to 49	50 to 99	100 to 249	250 to 499	500 to 999	1,000 or more
<b>HAMILTON—Con.</b>														
<b>31-33 Manufacturing—Con.</b>														
323	Printing & related support activities .....	1 278	13 172	53 632	67	35	9	9	9	1	4	—	—	—
3231	Printing & related support activities .....	1 278	13 172	53 632	67	35	9	9	9	1	4	—	—	—
32311	Printing .....	1 242	12 860	52 229	57	26	9	9	8	1	4	—	—	—
323110	Commercial lithographic printing .....	830	9 821	39 624	25	10	2	6	3	1	3	—	—	—
323113	Commercial screen printing .....	288	2 276	9 216	13	6	1	2	3	—	1	—	—	—
325	Chemical mfg .....	2 984	35 047	141 904	34	5	7	5	5	6	4	1	—	1
3251	Basic chemical mfg .....	451	5 919	22 910	10	1	1	1	4	2	1	—	—	—
32519	Other basic organic chemical mfg .....	(E)	(D)	(D)	4	—	1	—	1	1	1	—	—	—
3252	Resin, syn rubber, artf & syn fibers, fil mfg .....	(G)	(D)	(D)	6	1	—	—	—	3	1	—	—	1
32521	Resin & synthetic rubber mfg .....	(C)	(D)	(D)	4	1	—	—	—	3	—	—	—	—
32522	Artificial & synthetic fibers, filaments mfg .....	(G)	(D)	(D)	2	—	—	—	—	—	1	—	—	1
3254	Pharmaceutical & medicine mfg .....	(E)	(D)	(D)	4	1	—	2	—	—	—	1	—	—
32541	Pharmaceutical & medicine mfg .....	(E)	(D)	(D)	4	1	—	2	—	—	—	1	—	—
3255	Paint, coating & adhesive mfg .....	264	2 628	10 146	4	1	—	1	—	—	2	—	—	—
32551	Paint & coating mfg .....	(C)	(D)	(D)	3	1	—	1	—	—	1	—	—	—
32552	Adhesive mfg .....	(C)	(D)	(D)	1	—	—	—	—	—	1	—	—	—
3256	Soap, cleaners & toilet preparation mfg .....	107	831	3 545	6	1	3	—	1	1	—	—	—	—
32561	Soap & cleaning compound mfg .....	(C)	(D)	(D)	5	1	2	—	1	1	—	—	—	—
326	Plastics & rubber products mfg .....	849	5 588	23 582	28	7	5	4	5	6	1	—	—	—
3261	Plastics product mfg .....	766	5 159	21 566	21	5	2	3	4	6	1	—	—	—
32615	Foam product (exc polystyrene) mfg .....	268	1 825	7 713	4	—	—	—	1	3	—	—	—	—
326150	Foam product (exc polystyrene) mfg .....	268	1 825	7 713	4	—	—	—	1	3	—	—	—	—
32619	Other plastics product mfg .....	354	2 243	8 986	11	3	2	1	2	2	1	—	—	—
327	Nonmetallic mineral product mfg .....	1 009	7 650	32 453	22	4	4	6	5	—	2	1	—	—
3271	Clay product & refractory mfg .....	(E)	(D)	(D)	4	1	—	1	1	—	—	1	—	—
32711	Pottery, ceramics & plumbing fixture mfg .....	(E)	(D)	(D)	3	1	—	—	1	—	—	1	—	—
3272	Glass & glass product mfg .....	(C)	(D)	(D)	2	—	—	1	—	—	1	—	—	—
32721	Glass & glass product mfg .....	(C)	(D)	(D)	2	—	—	1	—	—	1	—	—	—
3273	Cement & concrete product mfg .....	342	2 762	11 970	13	2	2	4	4	—	1	—	—	—
32731	Cement mfg .....	(C)	(D)	(D)	1	—	—	—	—	—	1	—	—	—
32732	Ready-mix concrete mfg .....	109	866	3 572	7	2	1	2	2	—	—	—	—	—
327320	Ready-mix concrete mfg .....	109	866	3 572	7	2	1	2	2	—	—	—	—	—
331	Primary metal mfg .....	2 685	24 046	103 363	15	2	2	2	3	3	1	—	1	1
3315	Foundries .....	2 556	23 006	99 900	9	1	1	1	1	2	1	—	1	1
33151	Ferrous metal foundries .....	(G)	(D)	(D)	6	1	—	—	1	1	1	—	1	1
33152	Nonferrous metal foundries .....	(C)	(D)	(D)	3	—	1	1	—	1	—	—	—	—
332	Fabricated metal product mfg .....	3 207	25 435	107 363	91	18	11	20	27	9	4	1	1	—
3321	Forging & stamping .....	(C)	(D)	(D)	4	1	—	—	1	2	—	—	—	—
33211	Forging & stamping .....	(C)	(D)	(D)	4	1	—	—	1	2	—	—	—	—
3323	Architectural & structural metals mfg .....	525	3 820	15 727	23	5	3	3	9	3	—	—	—	—
33231	Plate work & fabricated structural prod mfg .....	327	2 487	10 483	15	3	3	2	5	2	—	—	—	—
332312	Fabricated structural metal mfg .....	289	2 084	8 877	12	3	1	2	4	2	—	—	—	—
33232	Ornamental & architectural metal prod mfg .....	198	1 333	5 244	8	2	—	1	4	1	—	—	—	—
332322	Sheet metal work mfg .....	158	1 166	4 555	5	1	—	—	3	1	—	—	—	—
3324	Boiler, tank & shipping container mfg .....	372	3 620	16 768	7	1	—	—	3	2	1	—	—	—
33242	Metal tank (heavy gauge) mfg .....	(E)	(D)	(D)	5	—	—	—	2	2	1	—	—	—
3325	Hardware mfg .....	(C)	(D)	(D)	1	—	—	—	—	—	1	—	—	—
33251	Hardware mfg .....	(C)	(D)	(D)	1	—	—	—	—	—	1	—	—	—
3326	Spring & wire product mfg .....	207	1 415	6 290	3	—	—	—	2	—	1	—	—	—
33261	Spring & wire product mfg .....	207	1 415	6 290	3	—	—	—	2	—	1	—	—	—
3327	Mach shops, turn prod, screw, nut, bolt mfg .....	504	3 507	14 367	34	8	6	12	6	2	—	—	—	—
33271	Machine shops .....	432	3 013	12 197	30	8	6	10	4	2	—	—	—	—
332710	Machine shops .....	432	3 013	12 197	30	8	6	10	4	2	—	—	—	—
3328	Coating, engrave, heat treating & oth activity .....	277	1 850	8 172	9	1	1	2	4	—	1	—	—	—
33281	Coating, engrave, heat treating & oth activity .....	277	1 850	8 172	9	1	1	2	4	—	1	—	—	—
332813	Electropl, plating, polish, anodize, coloring .....	181	1 315	5 830	4	—	1	1	1	—	1	—	—	—
3329	Other fabricated metal product mfg .....	1 019	9 117	37 064	10	2	1	3	2	—	—	1	1	—
33291	Metal valve mfg .....	(F)	(D)	(D)	1	—	—	—	—	—	—	—	1	—
33299	All other fabricated metal product mfg .....	(E)	(D)	(D)	9	2	1	3	2	—	—	1	—	—
333	Machinery mfg .....	3 124	34 282	135 390	38	13	4	3	4	5	5	3	1	—
3331	Ag, construction & mining machinery mfg .....	1 720	22 783	76 436	8	2	1	—	—	1	1	2	1	—
33312	Construction machinery mfg .....	(G)	(D)	(D)	7	1	1	—	—	1	1	2	1	—
3332	Industrial machinery mfg .....	437	4 669	21 065	8	2	—	1	2	1	2	—	—	—
33329	Other industrial machinery mfg .....	(E)	(D)	(D)	6	2	—	1	1	—	2	—	—	—
3334	HVAC & commercial refrigeration equipment mfg .....	(E)	(D)	(D)	4	1	—	—	2	—	—	1	—	—
33341	HVAC & commercial refrigeration equipment mfg .....	(E)	(D)	(D)	4	1	—	—	2	—	—	1	—	—
3339	Other general purpose machinery mfg .....	317	2 285	10 515	10	6	1	—	—	1	2	—	—	—
33399	All other general purpose machinery mfg .....	(E)	(D)	(D)	8	4	1	—	—	1	2	—	—	—
334	Computer & electronic product mfg .....	926	7 869	34 796	14	4	1	1	4	2	—	2	—	—
3344	Semiconductor & oth electronic component mfg .....	415	2 815	10 109	5	2	—	—	1	1	—	1	—	—
33441	Semiconductor & oth electronic component mfg .....	415	2 815	10 109	5	2	—	—	1	1	—	1	—	—
3345	Nav, measuring, medical, control instruments mfg .....	(E)	(D)	(D)	5	2	1	—	—	1	—	1	—	—
33451	Nav, measuring, medical, control instruments mfg .....	(E)	(D)	(D)	5	2	1	—	—	1	—	1	—	—

See footnotes at end of table.

**Table 6. Counties—Employees, Payroll, and Establishments by Industry: 2000—Con.**

[Excludes most government employees, railroad employees, and self-employed persons. Size class 1 to 4 includes establishments with payroll, but no employees, during mid-March pay period. (D) denotes figures withheld to avoid disclosing data for individual companies; the data are included in broader industry totals. Detailed industries with 100 or more employees are shown if industry was not a (D). For explanation of terms, abbreviations, and data reliability/comparability, see introductory text]

NAICS code	Industry	Number of employees for week including March 12	Payroll (\$1,000)		Total number of establishments	Number of establishments by employment-size class								
			First quarter	Annual		1 to 4	5 to 9	10 to 19	20 to 49	50 to 99	100 to 249	250 to 499	500 to 999	1,000 or more
<b>HAMILTON—Con.</b>														
<b>31-33 Manufacturing—Con.</b>														
335	Electrical equip, appliance & component mfg . . . . .	872	7 664	29 754	11	—	2	—	1	3	5	—	—	
3352	Household appliance mfg . . . . .	(C)	(D)	(D)	2	—	—	—	—	1	1	—	—	
33522	Major appliance mfg . . . . .	(C)	(D)	(D)	2	—	—	—	—	1	1	—	—	
3353	Electrical equipment mfg . . . . .	269	2 666	9 392	4	—	1	—	1	1	1	—	—	
33531	Electrical equipment mfg . . . . .	269	2 666	9 392	4	—	1	—	1	1	1	—	—	
3359	Other electrical equipment & component mfg . . . . .	(E)	(D)	(D)	4	—	—	—	—	1	3	—	—	
33591	Battery mfg . . . . .	(C)	(D)	(D)	1	—	—	—	—	—	1	—	—	
33592	Communication & energy wire & cable mfg . . . . .	(C)	(D)	(D)	1	—	—	—	—	—	1	—	—	
33593	Wiring device mfg . . . . .	(C)	(D)	(D)	1	—	—	—	—	—	1	—	—	
336	Transportation equipment mfg . . . . .	1 011	7 860	29 047	13	4	—	1	3	2	2	—	1	
3362	Motor vehicle body & trailer mfg . . . . .	711	5 991	21 092	4	1	—	—	—	1	1	—	1	
33621	Motor vehicle body & trailer mfg . . . . .	711	5 991	21 092	4	1	—	—	—	1	1	—	1	
3369	Other transportation equipment mfg . . . . .	259	1 641	7 118	4	—	—	—	2	1	1	—	—	
33699	Other transportation equipment mfg . . . . .	259	1 641	7 118	4	—	—	—	2	1	1	—	—	
337	Furniture & related product mfg . . . . .	771	4 225	18 105	24	7	5	4	4	1	3	—	—	
3371	HH & institutional furniture & kitchen cabinet mfg . . . . .	(C)	(D)	(D)	17	7	4	2	3	—	1	—	—	
33711	Wood kitchen cabinet & countertop mfg . . . . .	(C)	(D)	(D)	14	7	3	2	2	—	—	—	—	
33712	Household & institutional furniture mfg . . . . .	(C)	(D)	(D)	3	—	1	—	1	—	1	—	—	
3372	Office furniture (including fixtures) mfg . . . . .	495	3 007	13 449	5	—	—	2	—	1	2	—	—	
33721	Office furniture (including fixtures) mfg . . . . .	495	3 007	13 449	5	—	—	2	—	1	2	—	—	
339	Miscellaneous mfg . . . . .	909	6 897	30 050	36	15	9	4	4	1	2	1	—	
3391	Medical equipment & supplies mfg . . . . .	389	3 826	15 696	17	7	5	3	—	—	2	—	—	
33911	Medical equipment & supplies mfg . . . . .	389	3 826	15 696	17	7	5	3	—	—	2	—	—	
3399	Other miscellaneous mfg . . . . .	520	3 071	14 354	19	8	4	1	4	1	—	1	—	
33995	Sign mfg . . . . .	337	1 871	8 703	8	3	3	—	—	1	—	1	—	
339950	Sign mfg . . . . .	337	1 871	8 703	8	3	3	—	—	1	—	1	—	
<b>42</b>	<b>Wholesale trade . . . . .</b>	<b>8 823</b>	<b>74 442</b>	<b>305 274</b>	<b>656</b>	<b>296</b>	<b>133</b>	<b>119</b>	<b>77</b>	<b>23</b>	<b>5</b>	<b>3</b>	<b>—</b>	
421	Wholesale trade, durable goods . . . . .	5 649	51 012	205 978	462	203	101	80	55	20	2	1	—	
4211	Motor vehicle, motor vehicle pt & supply whsle . . . . .	971	7 329	28 599	52	22	8	12	2	6	2	—	—	
42111	Automobile & other motor vehicle whsle . . . . .	510	3 955	16 710	13	5	1	2	—	3	2	—	—	
421110	Automobile & other motor vehicle whsle . . . . .	510	3 955	16 710	13	5	1	2	—	3	2	—	—	
42112	Motor vehicle supplies & new parts whsle . . . . .	363	2 440	8 887	27	11	6	6	—	1	3	—	—	
421120	Motor vehicle supplies & new parts whsle . . . . .	363	2 440	8 887	27	11	6	6	—	1	3	—	—	
4212	Furniture & home furnishing whsle . . . . .	257	1 879	8 803	24	15	3	1	4	1	—	—	—	
42121	Furniture whsle . . . . .	170	1 258	6 314	14	7	3	—	4	—	—	—	—	
421210	Furniture whsle . . . . .	170	1 258	6 314	14	7	3	—	4	—	—	—	—	
4213	Lumber & other construction materials whsle . . . . .	361	3 121	12 089	20	5	6	2	5	2	—	—	—	
42131	Lumber, plywood, millwork & wood panel whsle . . . . .	268	2 247	8 668	9	1	1	2	3	2	—	—	—	
421310	Lumber, plywood, millwork & wood panel whsle . . . . .	268	2 247	8 668	9	1	1	2	3	2	—	—	—	
4214	Professional & commercial equip & supp whsle . . . . .	788	7 852	32 180	66	30	17	5	10	4	—	—	—	
42142	Office equipment whsle . . . . .	236	2 101	8 497	15	3	7	1	3	1	—	—	—	
421420	Office equipment whsle . . . . .	236	2 101	8 497	15	3	7	1	3	1	—	—	—	
42143	Computer & peripheral equip & software whsle . . . . .	209	3 274	12 623	25	15	5	2	2	1	—	—	—	
421430	Computer & peripheral equip & software whsle . . . . .	209	3 274	12 623	25	15	5	2	2	1	—	—	—	
42145	Medical, dental, hospital equip & supp whsle . . . . .	238	1 682	7 309	13	6	2	—	3	2	—	—	—	
421450	Medical, dental, hospital equip & supp whsle . . . . .	238	1 682	7 309	13	6	2	—	3	2	—	—	—	
4215	Metal & mineral (except petroleum) whsle . . . . .	658	6 470	25 566	22	10	4	2	4	1	—	1	—	
42151	Metal service centers & offices whsle . . . . .	646	6 338	25 022	19	8	3	2	4	1	—	1	—	
421510	Metal service centers & offices whsle . . . . .	646	6 338	25 022	19	8	3	2	4	1	—	1	—	
4216	Electrical goods whsle . . . . .	527	5 089	21 998	61	26	14	12	9	—	—	—	—	
42161	Elec equip, wiring supp, const material whsle . . . . .	282	2 859	12 811	31	9	11	7	4	—	—	—	—	
421610	Elec equip, wiring supp, const material whsle . . . . .	282	2 859	12 811	31	9	11	7	4	—	—	—	—	
42169	Other electronic parts & equipment whsle . . . . .	221	2 095	8 492	25	14	2	4	5	—	—	—	—	
421690	Other electronic parts & equipment whsle . . . . .	221	2 095	8 492	25	14	2	4	5	—	—	—	—	
4217	Hardware, plumb & heating equip & sup whsle . . . . .	401	5 014	17 053	46	19	12	9	6	—	—	—	—	
42171	Hardware whsle . . . . .	143	2 182	6 989	16	7	5	1	3	—	—	—	—	
421710	Hardware whsle . . . . .	143	2 182	6 989	16	7	5	1	3	—	—	—	—	
42173	Warm air heating & AC equip & supplies whsle . . . . .	151	2 012	6 646	18	8	3	5	2	—	—	—	—	
421730	Warm air heating & AC equip & supplies whsle . . . . .	151	2 012	6 646	18	8	3	5	2	—	—	—	—	
4218	Machinery, equipment & supplies whsle . . . . .	1 302	11 452	47 604	130	50	30	34	13	3	—	—	—	
42181	Const & mining (exc petroleum) equip whsle . . . . .	217	1 798	6 865	13	3	2	3	4	1	—	—	—	
421810	Const & mining (exc petroleum) equip whsle . . . . .	217	1 798	6 865	13	3	2	3	4	1	—	—	—	
42183	Industrial machinery & equipment whsle . . . . .	562	5 423	22 649	56	23	11	15	6	1	—	—	—	
421830	Industrial machinery & equipment whsle . . . . .	562	5 423	22 649	56	23	11	15	6	1	—	—	—	
42184	Industrial supplies whsle . . . . .	381	3 137	13 730	43	19	11	9	3	1	—	—	—	
421840	Industrial supplies whsle . . . . .	381	3 137	13 730	43	19	11	9	3	1	—	—	—	
4219	Miscellaneous durable goods whsle . . . . .	384	2 806	12 086	41	26	7	3	2	3	—	—	—	
42191	Sporting & recreational goods & supply whsle . . . . .	106	873	3 086	7	5	—	—	1	1	—	—	—	
421910	Sporting & recreational goods & supply whsle . . . . .	106	873	3 086	7	5	—	—	1	1	—	—	—	
42193	Recyclable material whsle . . . . .	229	1 567	7 505	16	8	2	3	1	2	—	—	—	
421930	Recyclable material whsle . . . . .	229	1 567	7 505	16	8	2	3	1	2	—	—	—	

See footnotes at end of table.

**Table 6. Counties—Employees, Payroll, and Establishments by Industry: 2000—Con.**

[Excludes most government employees, railroad employees, and self-employed persons. Size class 1 to 4 includes establishments with payroll, but no employees, during mid-March pay period. (D) denotes figures withheld to avoid disclosing data for individual companies; the data are included in broader industry totals. Detailed industries with 100 or more employees are shown if industry was not a (D). For explanation of terms, abbreviations, and data reliability/comparability, see introductory text]

NAICS code	Industry	Number of employees for week including March 12	Payroll (\$1,000)		Total number of establishments	Number of establishments by employment-size class								
			First quarter	Annual		1 to 4	5 to 9	10 to 19	20 to 49	50 to 99	100 to 249	250 to 499	500 to 999	1,000 or more
<b>HAMILTON—Con.</b>														
<b>42 Wholesale trade—Con.</b>														
422	Wholesale trade, nondurable goods .....	3 174	23 430	99 296	194	93	32	39	22	3	3	2	—	—
4221	Paper & paper product whsle .....	285	2 729	11 526	37	21	4	8	4	—	—	—	—	—
42212	Stationery & office supplies whsle .....	136	1 167	4 866	21	11	4	5	1	—	—	—	—	—
422120	Stationery & office supplies whsle .....	136	1 167	4 866	21	11	4	5	1	—	—	—	—	—
4223	Apparel, piece goods & notions whsle .....	117	1 098	4 775	23	16	1	6	—	—	—	—	—	—
4224	Grocery & related product whsle .....	1 292	7 884	35 265	35	15	3	6	7	—	3	1	—	—
42242	Packaged frozen food whsle .....	114	960	6 242	5	1	—	2	2	—	—	—	—	—
422420	Packaged frozen food whsle .....	114	960	6 242	5	1	—	2	2	—	—	—	—	—
42243	Dairy product (exc dried or canned) whsle .....	(C)	(D)	(D)	1	—	—	—	—	—	1	—	—	—
42245	Confectionery whsle .....	(E)	(D)	(D)	5	3	—	1	—	—	1	—	—	—
42248	Fresh fruit & vegetable whsle .....	125	757	3 632	7	3	1	—	3	—	—	—	—	—
422480	Fresh fruit & vegetable whsle .....	125	757	3 632	7	3	1	—	3	—	—	—	—	—
42249	Other grocery & related products whsle .....	570	4 040	15 493	6	3	—	—	1	—	1	1	—	—
422490	Other grocery & related products whsle .....	570	4 040	15 493	6	3	—	—	1	—	1	1	—	—
4226	Chemical & allied products whsle .....	345	3 450	14 688	41	20	11	6	3	1	—	—	—	—
42269	Other chemical & allied products whsle .....	303	3 194	13 435	36	18	9	6	2	1	—	—	—	—
422690	Other chemical & allied products whsle .....	303	3 194	13 435	36	18	9	6	2	1	—	—	—	—
4227	Petroleum & petroleum products whsle .....	217	1 675	7 112	17	5	4	3	5	—	—	—	—	—
42271	Petroleum bulk stations & terminals .....	104	846	3 843	9	3	2	1	3	—	—	—	—	—
422710	Petroleum bulk stations & terminals .....	104	846	3 843	9	3	2	1	3	—	—	—	—	—
42272	Petroleum prod whsle (exc bulk sta, terminals) .....	113	829	3 269	8	2	2	2	2	—	—	—	—	—
422720	Petroleum prod whsle (exc bulk sta, terminals) .....	113	829	3 269	8	2	2	2	2	—	—	—	—	—
4228	Beer, wine, distilled alcoholic beverage whsle ..	248	2 162	10 422	6	1	—	1	2	2	—	—	—	—
42281	Beer & ale whsle .....	(C)	(D)	(D)	4	1	—	1	—	2	—	—	—	—
4229	Miscellaneous nondurable goods whsle .....	611	4 183	14 405	28	12	8	6	1	—	—	1	—	—
42291	Farm supplies whsle .....	(E)	(D)	(D)	2	1	—	—	—	—	—	—	1	—
42299	Other miscellaneous nondurable goods whsle .....	118	1 303	3 529	16	8	5	2	1	—	—	—	—	—
422990	Other miscellaneous nondurable goods whsle .....	118	1 303	3 529	16	8	5	2	1	—	—	—	—	—
<b>44-45 Retail trade .....</b>		<b>20 005</b>	<b>91 162</b>	<b>384 353</b>	<b>1 496</b>	<b>618</b>	<b>430</b>	<b>234</b>	<b>136</b>	<b>42</b>	<b>33</b>	<b>3</b>	—	—
441	Motor vehicle & parts dealers .....	2 676	21 540	101 889	169	66	31	36	25	7	4	—	—	—
4411	Automobile dealers .....	1 744	16 229	75 678	72	32	6	8	16	6	4	—	—	—
44111	New car dealers .....	1 517	14 585	67 889	38	10	1	5	12	6	4	—	—	—
441110	New car dealers .....	1 517	14 585	67 889	38	10	1	5	12	6	4	—	—	—
44112	Used car dealers .....	227	1 644	7 789	34	22	5	3	4	—	—	—	—	—
441120	Used car dealers .....	227	1 644	7 789	34	22	5	3	4	—	—	—	—	—
4412	Other motor vehicle dealers .....	190	1 223	7 888	20	9	6	2	2	1	—	—	—	—
44122	Motorcycle & boat & other MV dealers .....	135	912	6 342	16	7	5	2	1	1	—	—	—	—
4413	Automotive parts, accessories & tire stores .....	742	4 088	18 323	77	25	19	26	7	—	—	—	—	—
44131	Automotive parts, accessories & tire stores .....	438	2 337	9 916	49	19	9	18	3	—	—	—	—	—
441310	Automotive parts, accessories & tire stores .....	438	2 337	9 916	49	19	9	18	3	—	—	—	—	—
44132	Tire dealers .....	304	1 751	8 407	28	6	10	8	4	—	—	—	—	—
441320	Tire dealers .....	304	1 751	8 407	28	6	10	8	4	—	—	—	—	—
442	Furniture & home furnishing stores .....	623	2 961	11 654	85	46	19	14	6	—	—	—	—	—
4421	Furniture stores .....	318	1 983	7 938	39	17	10	10	2	—	—	—	—	—
44211	Furniture stores .....	318	1 983	7 938	39	17	10	10	2	—	—	—	—	—
442110	Furniture stores .....	318	1 983	7 938	39	17	10	10	2	—	—	—	—	—
4422	Home furnishings stores .....	305	978	3 716	46	29	9	4	4	—	—	—	—	—
44221	Floor covering stores .....	114	338	1 338	15	11	2	—	2	—	—	—	—	—
442210	Floor covering stores .....	114	338	1 338	15	11	2	—	2	—	—	—	—	—
44229	Other home furnishings stores .....	191	640	2 378	31	18	7	4	2	—	—	—	—	—
442290	All other home furnishings stores .....	182	604	2 210	28	15	7	4	2	—	—	—	—	—
443	Electronics & appliance stores .....	481	2 737	10 864	61	30	16	12	2	—	1	—	—	—
4431	Electronics & appliance stores .....	481	2 737	10 864	61	30	16	12	2	—	1	—	—	—
44311	Appliance, TV & all other electronics stores ..	318	1 732	6 771	33	14	10	7	1	—	1	—	—	—
443111	Household appliance stores .....	100	532	2 074	11	5	2	3	1	—	—	—	—	—
443112	Radio, television & other electronics stores ..	218	1 200	4 697	22	9	8	4	—	—	1	—	—	—
44312	Computer & software stores .....	(C)	(D)	(D)	21	14	5	1	1	—	—	—	—	—
444	Bldg material & garden equip & supp dealers .....	1 826	10 774	46 230	128	37	43	26	17	2	3	—	—	—
4441	Building material & supplies dealers .....	1 601	10 112	43 133	108	30	36	24	14	1	3	—	—	—
44411	Home centers .....	600	3 455	13 765	7	—	1	1	1	1	3	—	—	—
444110	Home centers .....	600	3 455	13 765	7	—	1	1	1	1	3	—	—	—
44413	Hardware stores .....	193	775	4 538	13	3	3	2	5	—	—	—	—	—
444130	Hardware stores .....	193	775	4 538	13	3	3	2	5	—	—	—	—	—
44419	Other building material dealers .....	719	5 397	22 834	71	20	22	21	8	—	—	—	—	—
444190	Other building material dealers .....	719	5 397	22 834	71	20	22	21	8	—	—	—	—	—
4442	Lawn & garden equip & supplies stores .....	225	662	3 097	20	7	7	2	3	1	—	—	—	—
44422	Nursery & garden centers .....	209	579	2 757	16	4	6	2	3	1	—	—	—	—
444220	Nursery & garden centers .....	209	579	2 757	16	4	6	2	3	1	—	—	—	—
445	Food & beverage stores .....	3 646	11 658	42 839	156	69	26	12	19	21	9	—	—	—
4451	Grocery stores .....	3 432	11 027	39 986	100	33	10	8	19	21	9	—	—	—
44511	Grocery (except convenience) stores .....	3 375	10 843	39 226	77	15	6	7	19	21	9	—	—	—
445110	Grocery (except convenience) stores .....	3 375	10 843	39 226	77	15	6	7	19	21	9	—	—	—
4452	Specialty food stores .....	105	282	1 232	26	16	8	2	—	—	—	—	—	—
4453	Beer, wine & liquor stores .....	109	349	1 621	30	20	8	2	—	—	—	—	—	—
44531	Beer, wine & liquor stores .....	109	349	1 621	30	20	8	2	—	—	—	—	—	—
445310	Beer, wine & liquor stores .....	109	349	1 621	30	20	8	2	—	—	—	—	—	—

See footnotes at end of table.

**Table 6. Counties—Employees, Payroll, and Establishments by Industry: 2000—Con.**

[Excludes most government employees, railroad employees, and self-employed persons. Size class 1 to 4 includes establishments with payroll, but no employees, during mid-March pay period. (D) denotes figures withheld to avoid disclosing data for individual companies; the data are included in broader industry totals. Detailed industries with 100 or more employees are shown if industry was not a (D). For explanation of terms, abbreviations, and data reliability/comparability, see introductory text]

NAICS code	Industry	Number of employees for week including March 12	Payroll (\$1,000)		Total number of establishments	Number of establishments by employment-size class								
			First quarter	Annual		1 to 4	5 to 9	10 to 19	20 to 49	50 to 99	100 to 249	250 to 499	500 to 999	1,000 or more
<b>HAMILTON—Con.</b>														
<b>44-45</b>	<b>Retail trade—Con.</b>													
446	Health & personal care stores	1 443	7 510	30 984	127	42	30	34	19	2	—	—	—	—
4461	Health & personal care stores	1 443	7 510	30 984	127	42	30	34	19	2	—	—	—	—
44611	Pharmacies & drug stores	1 011	5 175	21 533	58	7	10	22	17	2	—	—	—	—
446110	Pharmacies & drug stores	1 011	5 175	21 533	58	7	10	22	17	2	—	—	—	—
44613	Optical goods stores	130	654	2 825	27	17	6	4	—	—	—	—	—	—
446130	Optical goods stores	130	654	2 825	27	17	6	4	—	—	—	—	—	—
44619	Other health & personal care stores	226	1 438	5 734	28	10	10	6	2	—	—	—	—	—
446199	All other health & personal care stores	161	1 227	4 875	15	5	3	5	2	—	—	—	—	—
447	Gasoline stations	1 047	3 882	16 194	167	65	77	23	2	—	—	—	—	—
4471	Gasoline stations	1 047	3 882	16 194	167	65	77	23	2	—	—	—	—	—
44711	Gasoline stations with convenience stores	888	3 135	13 181	134	44	70	18	2	—	—	—	—	—
447110	Gasoline stations with convenience stores	888	3 135	13 181	134	44	70	18	2	—	—	—	—	—
44719	Other gasoline stations	159	747	3 013	33	21	7	5	—	—	—	—	—	—
447190	Other gasoline stations	159	747	3 013	33	21	7	5	—	—	—	—	—	—
448	Clothing & clothing accessories stores	2 162	7 362	28 145	216	83	80	32	15	3	3	—	—	—
4481	Clothing stores	1 662	4 581	19 315	130	44	47	19	14	3	3	—	—	—
44811	Men's clothing stores	216	939	3 748	17	7	6	3	—	1	—	—	—	—
448110	Men's clothing stores	216	939	3 748	17	7	6	3	—	1	—	—	—	—
44812	Women's clothing stores	358	935	4 100	50	15	25	7	3	—	—	—	—	—
448120	Women's clothing stores	358	935	4 100	50	15	25	7	3	—	—	—	—	—
44813	Children's & infants' clothing stores	170	227	871	12	5	3	3	—	1	—	—	—	—
448130	Children's & infants' clothing stores	170	227	871	12	5	3	3	—	1	—	—	—	—
44814	Family clothing stores	802	2 173	9 339	29	4	6	5	10	3	1	—	—	—
448140	Family clothing stores	802	2 173	9 339	29	4	6	5	10	3	1	—	—	—
4482	Shoe stores	282	867	3 386	47	21	19	6	1	—	—	—	—	—
44821	Shoe stores	282	867	3 386	47	21	19	6	1	—	—	—	—	—
448210	Shoe stores	282	867	3 386	47	21	19	6	1	—	—	—	—	—
4483	Jewelry, luggage & leather goods stores	218	1 914	5 444	39	18	14	7	—	—	—	—	—	—
44831	Jewelry stores	(C)	(D)	(D)	37	18	12	7	—	—	—	—	—	—
451	Sporting goods, hobby, book & music stores	834	2 819	11 661	98	48	22	17	10	1	—	—	—	—
4511	Sporting goods, hobby, musical instrument stores	469	1 862	7 811	63	35	14	8	6	—	—	—	—	—
45111	Sporting goods stores	215	1 098	4 183	35	22	7	4	2	—	—	—	—	—
451110	Sporting goods stores	215	1 098	4 183	35	22	7	4	2	—	—	—	—	—
45112	Hobby, toy & game stores	178	472	2 195	16	6	5	2	3	—	—	—	—	—
451120	Hobby, toy & game stores	178	472	2 195	16	6	5	2	3	—	—	—	—	—
4512	Book, periodical & music stores	365	957	3 850	35	13	8	9	4	1	—	—	—	—
45121	Book stores & news dealers	265	725	2 941	26	9	6	7	4	—	—	—	—	—
45122	Prerecorded tape, CD & record stores	100	232	909	9	4	2	2	—	1	—	—	—	—
451220	Prerecorded tape, CD & record stores	100	232	909	9	4	2	2	—	1	—	—	—	—
452	General merchandise stores	3 454	12 339	52 236	67	16	23	7	2	5	11	3	—	—
4521	Department stores	2 862	10 160	43 631	18	1	—	—	—	4	10	3	—	—
45211	Department stores	2 862	10 160	43 631	18	1	—	—	—	4	10	3	—	—
452110	Department stores	2 862	10 160	43 631	18	1	—	—	—	4	10	3	—	—
4529	Other general merchandise stores	592	2 179	8 605	49	15	23	7	2	1	—	—	—	—
45291	Warehouse clubs & superstores	(C)	(D)	(D)	1	—	—	—	—	1	—	—	—	—
45299	All other general merchandise stores	(E)	(D)	(D)	48	15	23	7	2	1	—	—	—	—
453	Miscellaneous store retailers	1 247	4 554	19 459	170	84	51	19	15	1	—	—	—	—
4531	Florists	127	396	1 687	21	10	7	3	1	—	—	—	—	—
45311	Florists	127	396	1 687	21	10	7	3	1	—	—	—	—	—
453110	Florists	127	396	1 687	21	10	7	3	1	—	—	—	—	—
4532	Office supplies, stationery & gift stores	530	1 948	7 862	58	28	16	5	8	1	—	—	—	—
45321	Office supplies & stationery stores	243	1 219	4 750	12	4	1	1	5	1	—	—	—	—
453210	Office supplies & stationery stores	243	1 219	4 750	12	4	1	1	5	1	—	—	—	—
45322	Gift, novelty & souvenir stores	287	729	3 112	46	24	15	4	3	—	—	—	—	—
453220	Gift, novelty & souvenir stores	287	729	3 112	46	24	15	4	3	—	—	—	—	—
4533	Used merchandise stores	144	582	2 384	28	16	7	4	1	—	—	—	—	—
45331	Used merchandise stores	144	582	2 384	28	16	7	4	1	—	—	—	—	—
453310	Used merchandise stores	144	582	2 384	28	16	7	4	1	—	—	—	—	—
4539	Other miscellaneous store retailers	446	1 628	7 526	63	30	21	7	5	—	—	—	—	—
45399	All other miscellaneous store retailers	285	973	4 852	42	20	13	7	2	—	—	—	—	—
453998	All other misc store retailers (exc tobacco)	212	690	3 519	33	15	11	6	1	—	—	—	—	—
454	Nonstore retailers	566	3 026	12 198	52	32	12	2	4	—	2	—	—	—
4542	Vending machine operators	362	1 826	7 316	16	11	2	—	1	—	2	—	—	—
45421	Vending machine operators	362	1 826	7 316	16	11	2	—	1	—	2	—	—	—
454210	Vending machine operators	362	1 826	7 316	16	11	2	—	1	—	2	—	—	—
4543	Direct selling establishments	166	942	3 713	26	14	8	2	2	—	—	—	—	—
45439	Other direct selling establishments	110	586	2 491	18	10	5	2	1	—	—	—	—	—
454390	Other direct selling establishments	110	586	2 491	18	10	5	2	1	—	—	—	—	—
<b>48-49</b>	<b>Transportation &amp; warehousing</b>	<b>10 475</b>	<b>68 730</b>	<b>308 359</b>	<b>201</b>	<b>98</b>	<b>32</b>	<b>21</b>	<b>29</b>	<b>14</b>	<b>4</b>	<b>1</b>	<b>1</b>	<b>1</b>
484	Truck transportation	8 870	60 166	267 495	109	44	18	13	21	10	1	—	1	1
4841	General freight trucking	8 420	57 316	255 005	77	29	15	10	12	8	1	—	1	1
48411	General freight trucking, local	131	630	2 843	19	10	3	5	1	—	—	—	—	—
484110	General freight trucking, local	131	630	2 843	19	10	3	5	1	—	—	—	—	—
48412	General freight trucking, long-distance	8 289	56 686	252 162	58	19	12	5	11	8	1	—	1	1
484121	General freight trucking, long-distance, TL	7 472	49 051	220 664	41	15	12	5	7	—	—	—	1	1
484122	General freight trucking, long-distance, LTL	817	7 635	31 498	17	4	—	—	4	8	1	—	—	—

See footnotes at end of table.

**Table 6. Counties—Employees, Payroll, and Establishments by Industry: 2000—Con.**

[Excludes most government employees, railroad employees, and self-employed persons. Size class 1 to 4 includes establishments with payroll, but no employees, during mid-March pay period. (D) denotes figures withheld to avoid disclosing data for individual companies; the data are included in broader industry totals. Detailed industries with 100 or more employees are shown if industry was not a (D). For explanation of terms, abbreviations, and data reliability/comparability, see introductory text]

NAICS code	Industry	Number of employees for week including March 12	Payroll (\$1,000)		Total number of establishments	Number of establishments by employment-size class								
			First quarter	Annual		1 to 4	5 to 9	10 to 19	20 to 49	50 to 99	100 to 249	250 to 499	500 to 999	1,000 or more
<b>HAMILTON—Con.</b>														
<b>48-49</b>	<b>Transportation &amp; warehousing—Con.</b>													
484	Truck transportation—Con.													
4842	Specialized freight trucking	450	2 850	12 490	32	15	3	3	9	2	—	—	—	—
48421	Used household & office goods moving	139	830	3 374	7	3	—	—	3	1	—	—	—	—
484210	Used household & office goods moving	139	830	3 374	7	3	—	—	3	1	—	—	—	—
48422	Specialized freight (exc used) trucking, local	133	730	3 599	13	8	2	—	3	—	—	—	—	—
484220	Specialized freight (exc used) trucking, local	133	730	3 599	13	8	2	—	3	—	—	—	—	—
48423	Specialized freight (exc used) trucking, LDist	178	1 290	5 517	12	4	1	3	3	1	—	—	—	—
484230	Specialized freight (exc used) trucking, LDist	178	1 290	5 517	12	4	1	3	3	1	—	—	—	—
488	Transportation support activities	237	1 942	12 089	34	18	12	2	1	1	—	—	—	—
4884	Road transportation support activities	115	1 306	3 969	10	4	5	—	—	1	—	—	—	—
48841	Motor vehicle towing	115	1 306	3 969	10	4	5	—	—	1	—	—	—	—
488410	Motor vehicle towing	115	1 306	3 969	10	4	5	—	—	1	—	—	—	—
492	Couriers & messengers	(F)	(D)	(D)	21	10	1	3	2	2	3	—	—	—
4921	Couriers	(F)	(D)	(D)	12	5	1	2	1	—	3	—	—	—
49211	Couriers	(F)	(D)	(D)	12	5	1	2	1	—	3	—	—	—
4922	Local messengers & local delivery	210	892	3 081	9	5	—	1	1	2	—	—	—	—
49221	Local messengers & local delivery	210	892	3 081	9	5	—	1	1	2	—	—	—	—
492210	Local messengers & local delivery	210	892	3 081	9	5	—	1	1	2	—	—	—	—
493	Warehousing & storage	(E)	(D)	(D)	9	6	—	—	1	1	—	1	—	—
4931	Warehousing & storage	(E)	(D)	(D)	9	6	—	—	1	1	—	1	—	—
49311	General warehousing & storage	(E)	(D)	(D)	8	5	—	—	1	1	—	1	—	—
<b>51</b>	<b>Information</b>	<b>3 135</b>	<b>27 666</b>	<b>103 690</b>	<b>145</b>	<b>61</b>	<b>20</b>	<b>28</b>	<b>22</b>	<b>8</b>	<b>5</b>	<b>—</b>	<b>1</b>	<b>—</b>
511	Publishing industries	687	4 871	19 113	19	10	2	6	—	—	—	—	1	—
5111	Newspaper, periodical, book, database publishers	647	4 488	17 375	14	8	1	4	—	—	—	—	1	—
51111	Newspaper publishers	(F)	(D)	(D)	5	3	—	1	—	—	—	—	1	—
512	Motion picture & sound recording industries	243	653	3 083	20	9	3	1	7	—	—	—	—	—
5121	Motion picture & video industries	231	565	2 688	17	7	2	1	7	—	—	—	—	—
51213	Motion picture & video exhibition	(C)	(D)	(D)	8	1	—	1	6	—	—	—	—	—
513	Broadcasting & telecommunications	2 062	20 777	75 513	89	31	13	19	13	8	5	—	—	—
5131	Radio & television broadcasting	(F)	(D)	(D)	19	4	1	3	5	4	2	—	—	—
51311	Radio broadcasting	(E)	(D)	(D)	12	4	1	2	3	2	—	—	—	—
51312	Television broadcasting	461	4 369	16 201	7	—	—	1	2	2	2	—	—	—
513120	Television broadcasting	461	4 369	16 201	7	—	—	1	2	2	2	—	—	—
5132	Cable networks & program distribution	(C)	(D)	(D)	1	—	—	—	—	—	1	—	—	—
51322	Cable & other program distribution	(C)	(D)	(D)	1	—	—	—	—	—	1	—	—	—
5133	Telecommunications	1 139	12 070	44 936	69	27	12	16	8	4	2	—	—	—
51331	Wired telecommunications carriers	785	8 952	35 697	48	20	7	11	5	4	1	—	—	—
513310	Wired telecommunications carriers	785	8 952	35 697	48	20	7	11	5	4	1	—	—	—
51332	Wireless telecom carriers (exc satellite)	331	2 944	8 409	17	5	3	5	3	—	1	—	—	—
514	Information & data processing services	143	1 365	5 981	17	11	2	2	2	—	—	—	—	—
<b>52</b>	<b>Finance &amp; insurance</b>	<b>12 262</b>	<b>118 373</b>	<b>498 842</b>	<b>602</b>	<b>352</b>	<b>140</b>	<b>61</b>	<b>32</b>	<b>6</b>	<b>6</b>	<b>1</b>	<b>2</b>	<b>2</b>
522	Credit intermediation & related activities	2 683	21 140	82 653	302	142	105	40	8	4	2	1	—	—
5221	Depository credit intermediation	1 773	15 112	57 295	144	38	62	34	6	2	1	1	—	—
52211	Commercial banking	1 397	12 670	47 017	101	17	51	26	4	1	1	1	—	—
522110	Commercial banking	1 397	12 670	47 017	101	17	51	26	4	1	1	1	—	—
52213	Credit unions	376	2 442	10 278	43	21	11	8	2	1	—	—	—	—
522130	Credit unions	376	2 442	10 278	43	21	11	8	2	1	—	—	—	—
5222	Nondepository credit intermediation	557	4 107	16 558	109	70	31	5	2	1	—	—	—	—
52222	Sales financing	133	1 053	3 899	14	10	2	1	—	1	—	—	—	—
522220	Sales financing	133	1 053	3 899	14	10	2	1	—	1	—	—	—	—
52229	Other nondepository credit intermediation	424	3 054	12 659	95	60	29	4	2	—	—	—	—	—
522291	Consumer lending	141	987	4 624	43	32	11	—	—	—	—	—	—	—
522292	Real estate credit	210	1 695	6 583	34	17	11	4	2	—	—	—	—	—
5223	Activities related to credit intermediation	353	1 921	8 800	49	34	12	1	—	1	1	—	—	—
52239	Other credit intermediation activities	281	1 533	7 007	25	17	6	—	—	1	1	—	—	—
522390	Other credit intermediation activities	281	1 533	7 007	25	17	6	—	—	1	1	—	—	—
523	Security, commodity contracts & like activity	559	10 833	48 696	74	50	9	4	10	1	—	—	—	—
5231	Srty & comdty contracts intermed & brokerage	304	7 993	28 762	34	21	6	1	6	—	—	—	—	—
52312	Securities brokerage	288	7 704	27 648	27	15	5	1	6	—	—	—	—	—
523120	Securities brokerage	288	7 704	27 648	27	15	5	1	6	—	—	—	—	—
5239	Other financial investment activities	255	2 840	19 934	40	29	3	3	4	1	—	—	—	—
52392	Portfolio management	104	1 607	14 158	16	10	3	1	2	—	—	—	—	—
523920	Portfolio management	104	1 607	14 158	16	10	3	1	2	—	—	—	—	—
52393	Investment advice	117	981	4 810	14	10	—	2	1	1	—	—	—	—
523930	Investment advice	117	981	4 810	14	10	—	2	1	1	—	—	—	—
524	Insurance carriers & related activities	9 020	86 400	367 493	226	160	26	17	14	1	4	—	2	2
5241	Insurance carriers	8 008	76 845	330 613	68	41	7	7	7	—	2	—	2	2
52411	Direct life, health, medical insurance carriers	7 880	74 974	325 495	35	14	4	5	6	—	2	—	2	2
52412	Other direct insurance carriers	128	1 871	5 118	33	27	3	2	1	—	—	—	—	—
5242	Agencies & other insurance related activities	1 012	9 555	36 880	158	119	19	10	7	1	2	—	—	—
52421	Insurance agencies & brokerages	755	7 373	27 929	141	111	15	7	6	1	1	—	—	—
524210	Insurance agencies & brokerages	755	7 373	27 929	141	111	15	7	6	1	1	—	—	—
52429	Other insurance related activities	257	2 182	8 951	17	8	4	3	1	—	1	—	—	—

See footnotes at end of table.

**Table 6. Counties—Employees, Payroll, and Establishments by Industry: 2000—Con.**

[Excludes most government employees, railroad employees, and self-employed persons. Size class 1 to 4 includes establishments with payroll, but no employees, during mid-March pay period. (D) denotes figures withheld to avoid disclosing data for individual companies; the data are included in broader industry totals. Detailed industries with 100 or more employees are shown if industry was not a (D). For explanation of terms, abbreviations, and data reliability/comparability, see introductory text]

NAICS code	Industry	Number of employees for week including March 12	Payroll (\$1,000)		Total number of establishments	Number of establishments by employment-size class								
			First quarter	Annual		1 to 4	5 to 9	10 to 19	20 to 49	50 to 99	100 to 249	250 to 499	500 to 999	1,000 or more
<b>HAMILTON—Con.</b>														
<b>53</b>	<b>Real estate &amp; rental &amp; leasing</b>	<b>2 529</b>	<b>18 597</b>	<b>83 215</b>	<b>334</b>	<b>214</b>	<b>68</b>	<b>35</b>	<b>10</b>	<b>6</b>	—	—	<b>1</b>	—
531	Real estate	1 466	11 633	51 288	227	166	39	15	5	1	—	—	<b>1</b>	—
5311	Lessors of real estate	366	1 684	8 465	110	85	19	4	2	—	—	—	—	—
53111	Lessors of residential buildings & dwellings	218	978	4 366	51	34	13	2	2	—	—	—	—	—
531110	Lessors of residential buildings & dwellings	218	978	4 366	51	34	13	2	2	—	—	—	—	—
5312	Offices of real estate agents & brokers	247	1 771	7 180	48	37	5	4	1	1	—	—	—	—
53121	Offices of real estate agents & brokers	247	1 771	7 180	48	37	5	4	1	1	—	—	—	—
531210	Offices of real estate agents & brokers	247	1 771	7 180	48	37	5	4	1	1	—	—	—	—
5313	Activities related to real estate	853	8 178	35 643	69	44	15	7	2	—	—	—	<b>1</b>	—
53131	Real estate property managers	764	7 593	32 298	37	16	13	5	2	—	—	—	<b>1</b>	—
531311	Residential property managers	180	1 227	5 224	24	11	8	3	2	—	—	—	—	—
531312	Nonresidential property managers	584	6 366	27 074	13	5	5	2	—	—	—	—	<b>1</b>	—
532	Rental & leasing services	1 049	6 635	29 911	104	47	27	20	5	5	—	—	—	—
5321	Automotive equipment rental & leasing	311	1 900	7 462	20	8	4	2	4	2	—	—	—	—
53211	Passenger car rental & leasing	139	646	2 349	9	3	2	2	1	1	—	—	—	—
53212	Truck, utility trailer & RV rental & leasing	172	1 254	5 113	11	5	2	—	3	1	—	—	—	—
532120	Truck, utility trailer & RV rental & leasing	172	1 254	5 113	11	5	2	—	3	1	—	—	—	—
5322	Consumer goods rental	543	2 748	11 600	49	22	11	12	1	3	—	—	—	—
53223	Video tape & disc rental	271	1 030	4 202	29	11	9	8	—	1	—	—	—	—
532230	Video tape & disc rental	271	1 030	4 202	29	11	9	8	—	1	—	—	—	—
53229	Other consumer goods rental	(C)	(D)	(D)	17	9	2	4	1	1	—	—	—	—
532299	All other consumer goods rental	100	445	2 228	6	4	—	—	1	1	—	—	—	—
5324	Commercial, industrial equip rental & leasing	119	1 487	8 640	16	7	3	6	—	—	—	—	—	—
<b>54</b>	<b>Professional, scientific &amp; technical services</b>	<b>7 173</b>	<b>62 069</b>	<b>273 243</b>	<b>725</b>	<b>441</b>	<b>138</b>	<b>73</b>	<b>46</b>	<b>18</b>	<b>6</b>	<b>2</b>	<b>1</b>	—
541	Professional, scientific & technical services	7 173	62 069	273 243	725	441	138	73	46	18	6	2	1	—
5411	Legal services	1 507	16 054	73 406	175	111	30	17	10	5	2	—	—	—
54111	Offices of lawyers	1 390	15 238	69 855	164	108	26	15	8	5	2	—	—	—
541110	Offices of lawyers	1 390	15 238	69 855	164	108	26	15	8	5	2	—	—	—
54119	Other legal services	117	816	3 551	11	3	4	2	2	—	—	—	—	—
541191	Title abstract & settlement offices	117	816	3 551	11	3	4	2	2	—	—	—	—	—
5412	Accounting, tax prep, bookkeep, payroll services	1 160	7 746	31 074	111	65	24	9	9	3	—	1	—	—
54121	Accounting, tax prep, bookkeep, payroll services	1 160	7 746	31 074	111	65	24	9	9	3	—	1	—	—
541211	Offices of certified public accountants	534	5 112	21 639	63	35	17	3	7	1	—	—	—	—
541219	Other accounting services	263	1 920	7 639	37	24	4	6	2	1	—	—	—	—
5413	Architectural, engineering & related services	2 098	20 062	88 253	123	65	26	16	9	4	2	—	<b>1</b>	—
54131	Architectural services	179	1 595	9 811	27	17	4	5	—	1	—	—	—	—
541310	Architectural services	179	1 595	9 811	27	17	4	5	—	1	—	—	—	—
54133	Engineering services	1 671	16 977	71 543	68	33	17	8	5	2	2	—	<b>1</b>	—
541330	Engineering services	1 671	16 977	71 543	68	33	17	8	5	2	2	—	<b>1</b>	—
54138	Testing laboratories	145	809	3 630	10	3	3	1	2	1	—	—	—	—
541380	Testing laboratories	145	809	3 630	10	3	3	1	2	1	—	—	—	—
5414	Specialized design services	140	933	3 899	24	14	5	3	2	—	—	—	—	—
54143	Graphic design services	110	762	3 244	14	6	4	2	2	—	—	—	—	—
541430	Graphic design services	110	762	3 244	14	6	4	2	2	—	—	—	—	—
5415	Computer systems design & related services	459	5 365	23 105	79	51	14	8	4	2	—	—	—	—
54151	Computer systems design & related services	459	5 365	23 105	79	51	14	8	4	2	—	—	—	—
541511	Custom computer programming services	264	3 034	13 990	38	24	4	6	3	1	—	—	—	—
541512	Computer systems design services	101	1 130	4 944	29	20	7	1	1	—	—	—	—	—
5416	Management, sci & tech consulting services	479	3 619	14 871	85	64	10	6	3	1	1	—	—	—
54161	Management consulting services	445	3 374	13 520	70	51	9	5	3	1	1	—	—	—
541611	Admin & gen management consulting services	175	1 249	5 702	37	27	5	3	2	—	—	—	—	—
541612	Human res & exec search consulting services	146	1 102	3 827	10	6	1	2	—	—	1	—	—	—
5417	Scientific R&D services	143	1 082	4 205	8	3	2	1	1	1	—	—	—	—
5418	Advertising & related services	326	3 410	16 636	53	32	12	4	5	—	—	—	—	—
54181	Advertising agencies	142	1 809	9 387	19	10	4	2	3	—	—	—	—	—
541810	Advertising agencies	142	1 809	9 387	19	10	4	2	3	—	—	—	—	—
5419	Oth professional, scientific, technical services	861	3 798	16 677	67	36	15	9	3	2	1	1	—	—
54192	Photographic services	523	2 134	10 414	30	20	6	—	1	1	1	1	—	—
541921	Photography studios, portrait	513	2 111	10 284	24	14	6	—	1	1	1	1	—	—
54194	Veterinary services	320	1 571	6 837	25	4	9	9	2	1	—	—	—	—
541940	Veterinary services	320	1 571	6 837	25	4	9	9	2	1	—	—	—	—
<b>55</b>	<b>Management of companies &amp; enterprises</b>	<b>2 144</b>	<b>25 362</b>	<b>83 831</b>	<b>57</b>	<b>24</b>	<b>10</b>	<b>7</b>	<b>8</b>	<b>4</b>	<b>2</b>	<b>1</b>	<b>1</b>	—
551	Management of companies & enterprises	2 144	25 362	83 831	57	24	10	7	8	4	2	1	1	—
5511	Management of companies & enterprises	2 144	25 362	83 831	57	24	10	7	8	4	2	1	1	—
55111	Management of companies & enterprises	2 144	25 362	83 831	57	24	10	7	8	4	2	1	1	—
551114	Corp, subsidiary & regional managing offices	2 044	23 389	77 609	45	17	8	5	7	4	2	1	1	—
<b>56</b>	<b>Admin, support, waste mgt, remediation services</b>	<b>15 126</b>	<b>63 343</b>	<b>257 559</b>	<b>460</b>	<b>205</b>	<b>81</b>	<b>64</b>	<b>42</b>	<b>37</b>	<b>21</b>	<b>5</b>	<b>3</b>	<b>2</b>
561	Administrative & support services	14 735	60 267	244 432	439	197	76	60	41	35	20	5	3	2
5611	Office administrative services	905	8 079	35 256	55	21	9	14	5	5	1	—	—	—
56111	Office administrative services	905	8 079	35 256	55	21	9	14	5	5	1	—	—	—
561110	Office administrative services	905	8 079	35 256	55	21	9	14	5	5	1	—	—	—
5612	Facilities support services	407	1 832	6 846	7	2	2	—	—	1	2	—	—	—
56121	Facilities support services	407	1 832	6 846	7	2	2	—	—	1	2	—	—	—
561210	Facilities support services	407	1 832	6 846	7	2	2	—	—	1	2	—	—	—

See footnotes at end of table.

**Table 6. Counties—Employees, Payroll, and Establishments by Industry: 2000—Con.**

[Excludes most government employees, railroad employees, and self-employed persons. Size class 1 to 4 includes establishments with payroll, but no employees, during mid-March pay period. (D) denotes figures withheld to avoid disclosing data for individual companies; the data are included in broader industry totals. Detailed industries with 100 or more employees are shown if industry was not a (D). For explanation of terms, abbreviations, and data reliability/comparability, see introductory text]

NAICS code	Industry	Number of employees for week including March 12	Payroll (\$1,000)		Total number of establishments	Number of establishments by employment-size class								
			First quarter	Annual		1 to 4	5 to 9	10 to 19	20 to 49	50 to 99	100 to 249	250 to 499	500 to 999	1,000 or more
<b>HAMILTON—Con.</b>														
<b>56</b>	<b>Admin, support, waste mgt, remediation services—Con.</b>													
561	Administrative & support services—Con.													
5613	Employment services . . . . .	4 581	16 018	70 341	65	18	5	7	10	11	11	2	1	—
56132	Temporary help services . . . . .	4 375	14 747	64 687	48	8	3	7	6	10	11	2	1	—
561320	Temporary help services . . . . .	4 375	14 747	64 687	48	8	3	7	6	10	11	2	1	—
56133	Employee leasing services . . . . .	142	1 020	4 544	8	3	1	—	3	1	—	—	—	—
561330	Employee leasing services . . . . .	142	1 020	4 544	8	3	1	—	3	1	—	—	—	—
5614	Business support services . . . . .	2 818	12 230	40 110	49	18	8	14	4	2	—	1	1	1
56142	Telephone call centers . . . . .	1 816	5 998	14 536	8	—	—	5	—	1	—	1	—	1
56143	Business service centers . . . . .	133	724	3 094	18	9	3	4	2	—	—	—	—	—
561439	Other business service centers (incl copy shops) . . . . .	110	524	2 212	10	2	2	4	2	—	—	—	—	—
56144	Collection agencies . . . . .	178	1 097	4 252	7	1	1	3	1	1	—	—	—	—
561440	Collection agencies . . . . .	178	1 097	4 252	7	1	1	3	1	1	—	—	—	—
56149	Other business support services . . . . .	658	4 203	17 297	11	5	3	1	1	—	—	—	1	—
5615	Travel arrangement & reservation services . . . . .	245	972	3 986	26	14	5	3	3	1	—	—	—	—
56151	Travel agencies . . . . .	107	539	2 351	21	13	5	3	—	—	—	—	—	—
561510	Travel agencies . . . . .	107	539	2 351	21	13	5	3	—	—	—	—	—	—
5616	Investigation & security services . . . . .	1 503	5 922	23 709	41	15	4	5	6	7	3	1	—	—
56161	Investigation, guard & armored car services . . . . .	1 297	4 494	19 274	24	8	1	2	2	7	3	1	—	—
561612	Security guards & patrol services . . . . .	923	3 052	13 022	18	6	—	1	1	7	3	—	—	—
56162	Security systems services . . . . .	206	1 428	4 435	17	7	3	3	4	—	—	—	—	—
561621	Security systems services (except locksmiths) . . . . .	178	1 233	3 614	13	5	2	2	4	—	—	—	—	—
5617	Services to buildings & dwellings . . . . .	3 916	13 817	58 496	169	92	37	15	13	7	2	1	1	1
56171	Exterminating & pest control services . . . . .	241	1 186	4 902	18	7	4	3	3	1	—	—	—	—
561710	Exterminating & pest control services . . . . .	241	1 186	4 902	18	7	4	3	3	1	—	—	—	—
56172	Janitorial services . . . . .	3 239	11 222	47 464	74	32	17	10	5	5	2	1	1	1
561720	Janitorial services . . . . .	3 239	11 222	47 464	74	32	17	10	5	5	2	1	1	1
56173	Landscaping services . . . . .	339	1 049	4 620	57	36	15	2	3	1	—	—	—	—
561730	Landscaping services . . . . .	339	1 049	4 620	57	36	15	2	3	1	—	—	—	—
5619	Other support services . . . . .	360	1 397	5 688	27	17	6	2	—	1	1	—	—	—
56199	All other support services . . . . .	257	938	3 664	21	13	5	2	—	—	1	—	—	—
561990	All other support services . . . . .	257	938	3 664	21	13	5	2	—	—	1	—	—	—
562	Waste management & remediation services . . . . .	391	3 076	13 127	21	8	5	4	1	2	1	—	—	—
5621	Waste collection . . . . .	204	1 546	7 330	8	2	3	1	1	—	1	—	—	—
56211	Waste collection . . . . .	204	1 546	7 330	8	2	3	1	1	—	1	—	—	—
5622	Waste treatment & disposal . . . . .	139	1 201	4 746	3	—	—	1	—	2	—	—	—	—
56221	Waste treatment & disposal . . . . .	139	1 201	4 746	3	—	—	1	—	2	—	—	—	—
<b>61</b>	<b>Educational services . . . . .</b>	<b>3 517</b>	<b>15 173</b>	<b>65 244</b>	<b>89</b>	<b>34</b>	<b>18</b>	<b>12</b>	<b>11</b>	<b>5</b>	<b>6</b>	<b>2</b>	<b>—</b>	<b>1</b>
611	Educational services . . . . .	3 517	15 173	65 244	89	34	18	12	11	5	6	2	—	1
6111	Elementary & secondary schools . . . . .	1 673	9 437	39 412	26	1	6	3	5	4	6	1	—	—
61111	Elementary & secondary schools . . . . .	1 673	9 437	39 412	26	1	6	3	5	4	6	1	—	—
611110	Elementary & secondary schools . . . . .	1 673	9 437	39 412	26	1	6	3	5	4	6	1	—	—
6113	Colleges, universities & professional schools . . . . .	1 465	4 170	18 831	4	—	—	1	—	1	—	1	—	1
61131	Colleges, universities & professional schools . . . . .	1 465	4 170	18 831	4	—	—	1	—	1	—	1	—	1
611310	Colleges, universities & professional schools . . . . .	1 465	4 170	18 831	4	—	—	1	—	1	—	1	—	1
6115	Technical & trade schools . . . . .	117	414	1 837	12	5	1	4	2	—	—	—	—	—
61151	Technical & trade schools . . . . .	117	414	1 837	12	5	1	4	2	—	—	—	—	—
6116	Other schools & instruction . . . . .	199	766	3 585	31	16	8	4	3	—	—	—	—	—
61169	All other schools & instruction . . . . .	117	479	2 540	13	6	2	2	3	—	—	—	—	—
<b>62</b>	<b>Health care and social assistance . . . . .</b>	<b>19 542</b>	<b>152 475</b>	<b>688 431</b>	<b>896</b>	<b>428</b>	<b>211</b>	<b>117</b>	<b>88</b>	<b>20</b>	<b>23</b>	<b>6</b>	<b>1</b>	<b>2</b>
621	Ambulatory health care services . . . . .	6 170	69 582	333 982	638	325	170	70	57	10	5	1	—	—
6211	Offices of physicians . . . . .	3 116	48 785	240 505	301	159	65	38	33	2	3	1	—	—
62111	Offices of physicians . . . . .	3 116	48 785	240 505	301	159	65	38	33	2	3	1	—	—
621111	Offices of physicians (exc mental health) . . . . .	3 045	48 194	237 504	280	144	61	36	33	2	3	1	—	—
6212	Offices of dentists . . . . .	943	6 589	30 881	159	66	72	18	3	—	—	—	—	—
62121	Offices of dentists . . . . .	943	6 589	30 881	159	66	72	18	3	—	—	—	—	—
621210	Offices of dentists . . . . .	943	6 589	30 881	159	66	72	18	3	—	—	—	—	—
6213	Offices of other health practitioners . . . . .	418	2 521	11 646	115	88	22	3	2	—	—	—	—	—
62132	Offices of optometrists . . . . .	110	726	3 348	23	14	7	1	1	—	—	—	—	—
621320	Offices of optometrists . . . . .	110	726	3 348	23	14	7	1	1	—	—	—	—	—
62134	Offices of PT, OT, speech therapy & audiology . . . . .	151	990	4 479	24	13	9	1	1	—	—	—	—	—
621340	Offices of PT, OT, speech therapy & audiology . . . . .	151	990	4 479	24	13	9	1	1	—	—	—	—	—
6214	Outpatient care centers . . . . .	808	6 378	26 856	35	5	5	8	14	3	—	—	—	—
62142	Outpatient mental health, substance abuse ctrs . . . . .	229	1 431	5 899	11	1	1	7	1	1	—	—	—	—
621420	Outpatient mental health, substance abuse ctrs . . . . .	229	1 431	5 899	11	1	1	7	1	1	—	—	—	—
62149	Other outpatient care centers . . . . .	579	4 947	20 957	24	4	4	1	13	2	—	—	—	—
621493	Freestanding ambulatory surgery, emergency ctr . . . . .	194	1 794	8 451	6	—	1	—	5	—	—	—	—	—
6215	Medical & diagnostic laboratories . . . . .	161	1 392	7 000	11	3	5	2	—	—	1	—	—	—
62151	Medical & diagnostic laboratories . . . . .	161	1 392	7 000	11	3	5	2	—	—	1	—	—	—
621512	Diagnostic imaging centers . . . . .	136	1 172	5 875	7	1	4	1	—	—	1	—	—	—
6216	Home health care services . . . . .	583	3 138	13 558	13	3	—	1	4	4	1	—	—	—
62161	Home health care services . . . . .	583	3 138	13 558	13	3	—	1	4	4	1	—	—	—
621610	Home health care services . . . . .	583	3 138	13 558	13	3	—	1	4	4	1	—	—	—
6219	Other ambulatory health care services . . . . .	141	779	3 536	4	1	1	—	1	1	—	—	—	—
62199	All other ambulatory health care services . . . . .	141	779	3 536	4	1	1	—	1	1	—	—	—	—

See footnotes at end of table.



**Table 6. Counties—Employees, Payroll, and Establishments by Industry: 2000—Con.**

[Excludes most government employees, railroad employees, and self-employed persons. Size class 1 to 4 includes establishments with payroll, but no employees, during mid-March pay period. (D) denotes figures withheld to avoid disclosing data for individual companies; the data are included in broader industry totals. Detailed industries with 100 or more employees are shown if industry was not a (D). For explanation of terms, abbreviations, and data reliability/comparability, see introductory text]

NAICS code	Industry	Number of employees for week including March 12	Payroll (\$1,000)		Total number of establishments	Number of establishments by employment-size class								
			First quarter	Annual		1 to 4	5 to 9	10 to 19	20 to 49	50 to 99	100 to 249	250 to 499	500 to 999	1,000 or more
<b>HAMILTON—Con.</b>														
<b>62 Health care and social assistance—Con.</b>														
622	Hospitals .....	8 569	63 317	272 194	13	—	—	—	—	—	6	4	1	2
6221	General medical & surgical hospitals .....	7 204	53 852	234 654	8	—	—	—	—	—	3	2	1	2
62211	General medical & surgical hospitals .....	7 204	53 852	234 654	8	—	—	—	—	—	3	2	1	2
622110	General medical & surgical hospitals .....	7 204	53 852	234 654	8	—	—	—	—	—	3	2	1	2
6222	Psychiatric & substance abuse hospitals .....	(F)	(D)	(D)	3	—	—	—	—	—	2	1	—	—
62221	Psychiatric & substance abuse hospitals .....	(F)	(D)	(D)	3	—	—	—	—	—	2	1	—	—
6223	Other specialty hospitals .....	(F)	(D)	(D)	2	—	—	—	—	—	1	1	—	—
62231	Other specialty hospitals .....	(F)	(D)	(D)	2	—	—	—	—	—	1	1	—	—
623	Nursing & residential care facilities .....	2 818	12 109	47 891	94	38	12	18	10	6	9	1	—	—
6231	Nursing care facilities .....	1 555	6 579	27 803	13	2	—	—	—	2	9	—	—	—
62311	Nursing care facilities .....	1 555	6 579	27 803	13	2	—	—	—	2	9	—	—	—
623110	Nursing care facilities .....	1 555	6 579	27 803	13	2	—	—	—	2	9	—	—	—
6232	Residential mental retardation, health facil .....	475	1 817	7 098	55	29	12	10	3	1	—	—	—	—
62321	Residential mental retardation facilities .....	419	1 618	6 307	49	26	11	9	2	1	—	—	—	—
623210	Residential mental retardation facilities .....	419	1 618	6 307	49	26	11	9	2	1	—	—	—	—
6233	Community care facilities for the elderly .....	713	3 359	11 456	22	6	—	7	5	3	—	1	—	—
62331	Community care facilities for the elderly .....	713	3 359	11 456	22	6	—	7	5	3	—	1	—	—
624	Social assistance .....	1 985	7 467	34 364	151	65	29	29	21	4	3	—	—	—
6241	Individual & family services .....	872	3 718	17 184	52	27	10	4	6	3	2	—	—	—
62411	Child & youth services .....	167	831	3 890	14	7	4	1	1	1	—	—	—	—
624110	Child & youth services .....	167	831	3 890	14	7	4	1	1	1	—	—	—	—
62412	Services for elderly & disabled persons .....	274	933	4 614	15	11	—	—	3	—	1	—	—	—
624120	Services for elderly & disabled persons .....	274	933	4 614	15	11	—	—	3	—	1	—	—	—
62419	Other individual & family services .....	431	1 954	8 680	23	9	6	3	2	2	1	—	—	—
624190	Other individual & family services .....	431	1 954	8 680	23	9	6	3	2	2	1	—	—	—
6242	Community, emergency & other relief services ..	(C)	(D)	(D)	11	3	3	2	3	—	—	—	—	—
6244	Child day care services .....	912	2 444	11 203	86	35	16	23	10	1	1	—	—	—
62441	Child day care services .....	912	2 444	11 203	86	35	16	23	10	1	1	—	—	—
624410	Child day care services .....	912	2 444	11 203	86	35	16	23	10	1	1	—	—	—
71	<b>Arts, entertainment &amp; recreation .....</b>	<b>1 988</b>	<b>7 115</b>	<b>32 314</b>	<b>111</b>	<b>50</b>	<b>23</b>	<b>12</b>	<b>14</b>	<b>8</b>	<b>3</b>	<b>1</b>	—	—
711	Performing arts, spectator sports & related industries .....	167	748	3 129	20	13	3	2	1	1	—	—	—	—
712	Museums, historical sites & like institutions .....	503	2 328	10 550	12	3	3	1	2	2	—	1	—	—
7121	Museums, historical sites & like institutions .....	503	2 328	10 550	12	3	3	1	2	2	—	1	—	—
71211	Museums .....	(C)	(D)	(D)	7	1	3	1	1	1	—	—	—	—
71213	Zoos & botanical gardens .....	(E)	(D)	(D)	2	1	—	—	—	—	—	1	—	—
713	Amusement, gambling & recreation industries .....	1 318	4 039	18 635	79	34	17	9	11	5	3	—	—	—
7139	Other amusement & recreation industries .....	1 301	3 961	18 309	75	32	15	9	11	5	3	—	—	—
71391	Golf courses & country clubs .....	369	1 685	8 335	16	5	4	2	1	3	1	—	—	—
713910	Golf courses & country clubs .....	369	1 685	8 335	16	5	4	2	1	3	1	—	—	—
71394	Fitness & recreational sports centers .....	738	1 586	6 432	34	12	7	5	6	2	2	—	—	—
713940	Fitness & recreational sports centers .....	738	1 586	6 432	34	12	7	5	6	2	2	—	—	—
72	<b>Accommodation &amp; food services .....</b>	<b>13 728</b>	<b>35 921</b>	<b>151 256</b>	<b>671</b>	<b>169</b>	<b>111</b>	<b>143</b>	<b>197</b>	<b>32</b>	<b>18</b>	<b>1</b>	—	—
721	Accommodation .....	1 589	5 093	21 663	65	11	8	26	16	2	1	1	—	—
7211	Traveler accommodation .....	1 560	5 051	21 418	60	7	8	26	15	2	1	1	—	—
72111	Hotels (exc casino hotels) & motels .....	1 560	5 051	21 418	60	7	8	26	15	2	1	1	—	—
721110	Hotels (exc casino hotels) & motels .....	1 560	5 051	21 418	60	7	8	26	15	2	1	1	—	—
722	Food services & drinking places .....	12 139	30 828	129 593	606	158	103	117	181	30	17	—	—	—
7221	Full-service restaurants .....	6 273	16 941	70 254	252	80	35	38	65	19	15	—	—	—
72211	Full-service restaurants .....	6 273	16 941	70 254	252	80	35	38	65	19	15	—	—	—
722110	Full-service restaurants .....	6 273	16 941	70 254	252	80	35	38	65	19	15	—	—	—
7222	Limited-service eating places .....	5 120	11 989	51 235	297	52	54	74	108	8	1	—	—	—
72221	Limited-service eating places .....	5 120	11 989	51 235	297	52	54	74	108	8	1	—	—	—
722211	Limited-service restaurants .....	4 805	11 149	47 464	265	40	43	68	107	6	1	—	—	—
7223	Special food services .....	606	1 615	6 980	37	13	9	5	7	2	1	—	—	—
72231	Food service contractors .....	534	1 397	5 950	23	5	6	3	6	2	1	—	—	—
722310	Food service contractors .....	534	1 397	5 950	23	5	6	3	6	2	1	—	—	—
7224	Drinking places (alcoholic beverages) .....	140	283	1 124	20	13	5	—	1	1	—	—	—	—
72241	Drinking places (alcoholic beverages) .....	140	283	1 124	20	13	5	—	1	1	—	—	—	—
722410	Drinking places (alcoholic beverages) .....	140	283	1 124	20	13	5	—	1	1	—	—	—	—
81	<b>Other services (except public administration) .....</b>	<b>9 685</b>	<b>41 441</b>	<b>173 265</b>	<b>1 042</b>	<b>565</b>	<b>233</b>	<b>144</b>	<b>67</b>	<b>22</b>	<b>10</b>	<b>1</b>	—	—
811	Repair & maintenance .....	2 538	14 203	61 735	300	160	74	52	10	1	2	1	—	—
8111	Automotive repair & maintenance .....	1 185	6 020	25 095	195	102	51	36	6	—	—	—	—	—
81111	Automotive mechanical & electrical R&M .....	494	2 973	12 587	104	59	35	9	1	—	—	—	—	—
811111	General automotive repair .....	280	1 611	6 991	65	42	16	6	1	—	—	—	—	—
811112	Automotive body, paint, interior & glass repair .....	254	1 904	7 511	43	24	10	7	2	—	—	—	—	—
8111121	Automotive body, paint & interior R&M .....	181	1 353	5 264	30	16	7	6	1	—	—	—	—	—
811119	Other automotive R&M .....	437	1 143	4 997	48	19	6	20	3	—	—	—	—	—
8111191	Automotive oil change & lubrication shops ..	195	614	2 900	34	10	3	10	1	—	—	—	—	—
8112	Electronic & precision equipment R&M .....	156	1 165	4 634	29	18	7	4	—	—	—	—	—	—
81121	Electronic & precision equipment R&M .....	156	1 165	4 634	29	18	7	4	—	—	—	—	—	—
8113	Commercial equipment (exc auto & elec) R&M .....	764	4 934	21 410	38	15	8	10	4	—	—	1	—	—
81131	Commercial equipment (exc auto & elec) R&M .....	764	4 934	21 410	38	15	8	10	4	—	—	1	—	—
811310	Commercial equipment (exc auto & elec) R&M .....	764	4 934	21 410	38	15	8	10	4	—	—	1	—	—

See footnotes at end of table.

**Table 6. Counties—Employees, Payroll, and Establishments by Industry: 2000—Con.**

[Excludes most government employees, railroad employees, and self-employed persons. Size class 1 to 4 includes establishments with payroll, but no employees, during mid-March pay period. (D) denotes figures withheld to avoid disclosing data for individual companies; the data are included in broader industry totals. Detailed industries with 100 or more employees are shown if industry was not a (D). For explanation of terms, abbreviations, and data reliability/comparability, see introductory text]

NAICS code	Industry	Number of employees for week including March 12	Payroll (\$1,000)		Total number of establishments	Number of establishments by employment-size class								
			First quarter	Annual		1 to 4	5 to 9	10 to 19	20 to 49	50 to 99	100 to 249	250 to 499	500 to 999	1,000 or more
<b>HAMILTON—Con.</b>														
<b>81</b>	<b>Other services (except public administration)—Con.</b>													
811	Repair & maintenance—Con.													
8114	Personal & household goods R&M .....	433	2 084	10 596	38	25	8	2	—	1	2	—	—	—
81141	Home, garden equipment & appliance R&M .....	377	1 862	9 643	18	9	4	2	—	1	2	—	—	—
811412	Appliance repair & maintenance .....	344	1 703	8 749	13	6	4	—	—	1	2	—	—	—
812	Personal & laundry services .....	2 105	8 331	35 590	238	126	48	38	20	4	2	—	—	—
8121	Personal care services .....	610	2 149	9 057	106	60	28	14	4	—	—	—	—	—
81211	Hair, nail & skin care services .....	477	1 908	7 946	91	53	23	13	2	—	—	—	—	—
812112	Beauty salons .....	451	1 812	7 568	82	46	21	13	2	—	—	—	—	—
81219	Other personal care services .....	133	241	1 111	15	7	5	1	2	—	—	—	—	—
8122	Death care services .....	347	1 371	5 274	23	7	5	4	5	2	—	—	—	—
81221	Funeral homes .....	192	829	3 255	12	3	2	2	4	1	—	—	—	—
812210	Funeral homes .....	192	829	3 255	12	3	2	2	4	1	—	—	—	—
81222	Cemeteries & crematories .....	155	542	2 019	11	4	3	2	1	1	—	—	—	—
812220	Cemeteries & crematories .....	155	542	2 019	11	4	3	2	1	1	—	—	—	—
8123	Drycleaning & laundry services .....	667	2 543	10 945	62	26	9	17	9	1	—	—	—	—
81232	Drycleaning & laundry services (exc coin-op) .	464	1 478	6 477	45	15	8	15	7	—	—	—	—	—
812320	Drycleaning & laundry services (exc coin-op) .	464	1 478	6 477	45	15	8	15	7	—	—	—	—	—
81233	Linen & uniform supply .....	166	981	4 106	5	—	—	2	2	1	—	—	—	—
8129	Other personal services .....	481	2 268	10 314	47	33	6	3	2	1	2	—	—	—
81292	Photofinishing .....	100	710	2 260	9	7	—	—	1	1	—	—	—	—
81293	Parking lots & garages (E) .....	(D)	(D)	(D)	14	11	1	—	—	2	—	—	—	—
81299	All other personal services .....	104	598	4 082	17	9	4	3	1	—	—	—	—	—
812990	All other personal services .....	104	598	4 082	17	9	4	3	1	—	—	—	—	—
813	Religious, grantmaking, civic, prof & like organizations .....	5 042	18 907	75 940	504	279	111	54	37	17	6	—	—	—
8131	Religious organizations .....	4 014	13 238	53 121	337	173	74	42	28	14	6	—	—	—
81311	Religious organizations .....	4 014	13 238	53 121	337	173	74	42	28	14	6	—	—	—
813110	Religious organizations .....	4 014	13 238	53 121	337	173	74	42	28	14	6	—	—	—
8132	Grantmaking & giving services .....	136	1 184	5 012	23	13	7	2	1	—	—	—	—	—
81321	Grantmaking & giving services .....	136	1 184	5 012	23	13	7	2	1	—	—	—	—	—
8134	Civic & social organizations .....	266	1 092	4 193	40	23	13	—	3	1	—	—	—	—
81341	Civic & social organizations .....	266	1 092	4 193	40	23	13	—	3	1	—	—	—	—
813410	Civic & social organizations .....	266	1 092	4 193	40	23	13	—	3	1	—	—	—	—
8139	Business, labor, political, like organizations .....	542	2 848	11 259	86	58	13	9	4	2	—	—	—	—
81391	Business associations .....	196	1 503	5 726	19	9	3	4	2	1	—	—	—	—
813910	Business associations .....	196	1 503	5 726	19	9	3	4	2	1	—	—	—	—
81393	Labor unions & similar labor organizations ..	278	1 060	4 175	41	24	10	5	1	1	—	—	—	—
813930	Labor unions & similar labor organizations .	278	1 060	4 175	41	24	10	5	1	1	—	—	—	—
<b>95</b>	<b>Auxiliaries (exc corporate, subsidiary &amp; regional mgt) .....</b>	<b>357</b>	<b>2 097</b>	<b>8 827</b>	<b>18</b>	<b>9</b>	<b>3</b>	<b>2</b>	<b>2</b>	<b>1</b>	<b>1</b>	<b>—</b>	<b>—</b>	<b>—</b>
<b>99</b>	<b>Unclassified establishments .....</b>	<b>111</b>	<b>402</b>	<b>2 531</b>	<b>80</b>	<b>74</b>	<b>6</b>	<b>—</b>	<b>—</b>	<b>—</b>	<b>—</b>	<b>—</b>	<b>—</b>	<b>—</b>
<b>HANCOCK</b>														
	<b>Total .....</b>	<b>621</b>	<b>2 398</b>	<b>9 805</b>	<b>64</b>	<b>35</b>	<b>17</b>	<b>5</b>	<b>5</b>	<b>1</b>	<b>1</b>	<b>—</b>	<b>—</b>	<b>—</b>
<b>22</b>	<b>Utilities .....</b>	<b>(A)</b>	<b>(D)</b>	<b>(D)</b>	<b>1</b>	<b>—</b>	<b>1</b>	<b>—</b>	<b>—</b>	<b>—</b>	<b>—</b>	<b>—</b>	<b>—</b>	<b>—</b>
<b>23</b>	<b>Construction .....</b>	<b>(B)</b>	<b>(D)</b>	<b>(D)</b>	<b>6</b>	<b>3</b>	<b>2</b>	<b>1</b>	<b>—</b>	<b>—</b>	<b>—</b>	<b>—</b>	<b>—</b>	<b>—</b>
<b>31-33</b>	<b>Manufacturing .....</b>	<b>(C)</b>	<b>(D)</b>	<b>(D)</b>	<b>3</b>	<b>—</b>	<b>1</b>	<b>—</b>	<b>1</b>	<b>—</b>	<b>1</b>	<b>—</b>	<b>—</b>	<b>—</b>
337	Furniture & related product mfg .....	(C)	(D)	(D)	2	—	—	—	1	—	1	—	—	—
3371	HH & institutional furniture & kitchen cabinet mfg .....	(C)	(D)	(D)	2	—	—	—	1	—	1	—	—	—
33711	Wood kitchen cabinet & countertop mfg .....	(C)	(D)	(D)	1	—	—	—	—	—	1	—	—	—
<b>42</b>	<b>Wholesale trade .....</b>	<b>(A)</b>	<b>(D)</b>	<b>(D)</b>	<b>2</b>	<b>1</b>	<b>1</b>	<b>—</b>	<b>—</b>	<b>—</b>	<b>—</b>	<b>—</b>	<b>—</b>	<b>—</b>
<b>44-45</b>	<b>Retail trade .....</b>	<b>108</b>	<b>400</b>	<b>1 750</b>	<b>24</b>	<b>17</b>	<b>4</b>	<b>2</b>	<b>1</b>	<b>—</b>	<b>—</b>	<b>—</b>	<b>—</b>	<b>—</b>
<b>51</b>	<b>Information .....</b>	<b>(A)</b>	<b>(D)</b>	<b>(D)</b>	<b>1</b>	<b>1</b>	<b>—</b>	<b>—</b>	<b>—</b>	<b>—</b>	<b>—</b>	<b>—</b>	<b>—</b>	<b>—</b>
<b>52</b>	<b>Finance &amp; insurance .....</b>	<b>(B)</b>	<b>(D)</b>	<b>(D)</b>	<b>4</b>	<b>1</b>	<b>2</b>	<b>—</b>	<b>1</b>	<b>—</b>	<b>—</b>	<b>—</b>	<b>—</b>	<b>—</b>
<b>53</b>	<b>Real estate &amp; rental &amp; leasing .....</b>	<b>(A)</b>	<b>(D)</b>	<b>(D)</b>	<b>1</b>	<b>—</b>	<b>1</b>	<b>—</b>	<b>—</b>	<b>—</b>	<b>—</b>	<b>—</b>	<b>—</b>	<b>—</b>
<b>54</b>	<b>Professional, scientific &amp; technical services .....</b>	<b>4</b>	<b>7</b>	<b>30</b>	<b>3</b>	<b>3</b>	<b>—</b>	<b>—</b>	<b>—</b>	<b>—</b>	<b>—</b>	<b>—</b>	<b>—</b>	<b>—</b>
<b>55</b>	<b>Management of companies &amp; enterprises .</b>	<b>(A)</b>	<b>(D)</b>	<b>(D)</b>	<b>1</b>	<b>1</b>	<b>—</b>	<b>—</b>	<b>—</b>	<b>—</b>	<b>—</b>	<b>—</b>	<b>—</b>	<b>—</b>
<b>56</b>	<b>Admin, support, waste mgt, remediation services .....</b>	<b>(B)</b>	<b>(D)</b>	<b>(D)</b>	<b>3</b>	<b>2</b>	<b>—</b>	<b>—</b>	<b>—</b>	<b>1</b>	<b>—</b>	<b>—</b>	<b>—</b>	<b>—</b>
<b>62</b>	<b>Health care and social assistance .....</b>	<b>97</b>	<b>491</b>	<b>1 656</b>	<b>7</b>	<b>1</b>	<b>3</b>	<b>2</b>	<b>1</b>	<b>—</b>	<b>—</b>	<b>—</b>	<b>—</b>	<b>—</b>
<b>72</b>	<b>Accommodation &amp; food services .....</b>	<b>(B)</b>	<b>(D)</b>	<b>(D)</b>	<b>2</b>	<b>—</b>	<b>1</b>	<b>—</b>	<b>1</b>	<b>—</b>	<b>—</b>	<b>—</b>	<b>—</b>	<b>—</b>
<b>81</b>	<b>Other services (except public administration) .....</b>	<b>11</b>	<b>62</b>	<b>257</b>	<b>5</b>	<b>4</b>	<b>1</b>	<b>—</b>	<b>—</b>	<b>—</b>	<b>—</b>	<b>—</b>	<b>—</b>	<b>—</b>
<b>99</b>	<b>Unclassified establishments .....</b>	<b>(A)</b>	<b>(D)</b>	<b>(D)</b>	<b>1</b>	<b>1</b>	<b>—</b>	<b>—</b>	<b>—</b>	<b>—</b>	<b>—</b>	<b>—</b>	<b>—</b>	<b>—</b>

See footnotes at end of table.

**Table 6. Counties—Employees, Payroll, and Establishments by Industry: 2000—Con.**

[Excludes most government employees, railroad employees, and self-employed persons. Size class 1 to 4 includes establishments with payroll, but no employees, during mid-March pay period. (D) denotes figures withheld to avoid disclosing data for individual companies; the data are included in broader industry totals. Detailed industries with 100 or more employees are shown if industry was not a (D). For explanation of terms, abbreviations, and data reliability/comparability, see introductory text]

NAICS code	Industry	Number of employees for week including March 12	Payroll (\$1,000)		Total number of establishments	Number of establishments by employment-size class								
			First quarter	Annual		1 to 4	5 to 9	10 to 19	20 to 49	50 to 99	100 to 249	250 to 499	500 to 999	1,000 or more
<b>HARDEMAN</b>														
	<b>Total</b> .....	<b>6 553</b>	<b>36 158</b>	<b>150 823</b>	<b>422</b>	<b>228</b>	<b>99</b>	<b>46</b>	<b>25</b>	<b>14</b>	<b>5</b>	<b>3</b>	<b>2</b>	<b>-</b>
11	<b>Forestry, fishing, hunting, and agriculture support</b> .....	<b>13</b>	<b>40</b>	<b>206</b>	<b>5</b>	<b>5</b>	-	-	-	-	-	-	-	-
21	<b>Mining</b> .....	<b>(B)</b>	<b>(D)</b>	<b>(D)</b>	<b>2</b>	<b>1</b>	-	-	-	<b>1</b>	-	-	-	-
23	<b>Construction</b> .....	<b>316</b>	<b>1 813</b>	<b>7 452</b>	<b>42</b>	<b>18</b>	<b>16</b>	<b>6</b>	<b>1</b>	<b>1</b>	-	-	-	-
233	Building, developing & general contracting .....	129	1 114	3 822	12	6	3	2	-	1	-	-	-	-
2333	Nonresidential building construction .....	108	1 009	3 342	5	1	2	1	-	1	-	-	-	-
235	Special trade contractors .....	148	592	2 814	26	11	11	4	-	-	-	-	-	-
31-33	<b>Manufacturing</b> .....	<b>1 910</b>	<b>13 231</b>	<b>56 506</b>	<b>30</b>	<b>9</b>	<b>5</b>	<b>4</b>	<b>5</b>	<b>3</b>	<b>2</b>	<b>1</b>	<b>1</b>	<b>-</b>
321	Wood product mfg .....	107	514	1 926	12	3	4	4	1	-	-	-	-	-
325	Chemical mfg .....	(E)	(D)	(D)	1	-	-	-	-	-	-	1	-	-
3259	Other chemical product & preparation mfg .....	(E)	(D)	(D)	1	-	-	-	-	-	-	-	1	-
32599	All other chemical product & preparation mfg .....	(E)	(D)	(D)	1	-	-	-	-	-	-	1	-	-
326	Plastics & rubber products mfg .....	(C)	(D)	(D)	2	-	-	-	1	-	1	-	-	-
3261	Plastics product mfg .....	(C)	(D)	(D)	2	-	-	-	1	-	1	-	-	-
32619	Other plastics product mfg .....	(C)	(D)	(D)	1	-	-	-	-	-	1	-	-	-
333	Machinery mfg .....	845	6 472	27 587	4	1	-	-	-	2	-	-	1	-
3339	Other general purpose machinery mfg .....	(F)	(D)	(D)	3	1	-	-	-	1	-	-	1	-
33392	Material handling equipment mfg .....	(F)	(D)	(D)	1	-	-	-	-	-	-	-	1	-
336	Transportation equipment mfg .....	(C)	(D)	(D)	1	-	-	-	-	-	1	-	-	-
3363	Motor vehicle parts mfg .....	(C)	(D)	(D)	1	-	-	-	-	-	1	-	-	-
33632	MV electrical & electronic equipment mfg .....	(C)	(D)	(D)	1	-	-	-	-	-	1	-	-	-
42	<b>Wholesale trade</b> .....	<b>237</b>	<b>1 265</b>	<b>5 275</b>	<b>23</b>	<b>12</b>	<b>5</b>	<b>2</b>	<b>3</b>	<b>1</b>	-	-	-	-
421	Wholesale trade, durable goods .....	154	820	3 399	12	5	3	1	2	1	-	-	-	-
4213	Lumber & other construction materials whse ...	133	701	2 916	6	2	-	1	2	1	-	-	-	-
42131	Lumber, plywood, millwork & wood panel whse .....	133	701	2 916	6	2	-	1	2	1	-	-	-	-
421310	Lumber, plywood, millwork & wood panel whse .....	133	701	2 916	6	2	-	1	2	1	-	-	-	-
44-45	<b>Retail trade</b> .....	<b>773</b>	<b>3 380</b>	<b>13 609</b>	<b>95</b>	<b>44</b>	<b>34</b>	<b>11</b>	<b>4</b>	<b>1</b>	<b>1</b>	-	-	-
441	Motor vehicle & parts dealers .....	119	1 052	3 649	14	6	4	3	1	-	-	-	-	-
445	Food & beverage stores .....	227	685	2 902	21	9	7	2	2	1	-	-	-	-
4451	Grocery stores .....	(C)	(D)	(D)	18	7	6	2	2	1	-	-	-	-
44511	Grocery (except convenience) stores .....	207	609	2 568	16	5	6	2	2	1	-	-	-	-
445110	Grocery (except convenience) stores .....	207	609	2 568	16	5	6	2	2	1	-	-	-	-
452	General merchandise stores .....	174	557	2 222	9	2	4	2	-	-	1	-	-	-
4521	Department stores .....	(C)	(D)	(D)	1	-	-	-	-	-	1	-	-	-
45211	Department stores .....	(C)	(D)	(D)	1	-	-	-	-	-	1	-	-	-
48-49	<b>Transportation &amp; warehousing</b> .....	<b>203</b>	<b>1 753</b>	<b>7 141</b>	<b>27</b>	<b>20</b>	<b>2</b>	<b>2</b>	<b>2</b>	<b>1</b>	-	-	-	-
484	Truck transportation .....	(C)	(D)	(D)	23	18	1	2	1	1	-	-	-	-
4841	General freight trucking .....	130	955	4 207	14	11	-	1	1	1	-	-	-	-
48411	General freight trucking, local .....	116	845	3 717	8	6	-	-	1	1	-	-	-	-
484110	General freight trucking, local .....	116	845	3 717	8	6	-	-	1	1	-	-	-	-
51	<b>Information</b> .....	<b>75</b>	<b>371</b>	<b>1 479</b>	<b>8</b>	<b>4</b>	-	<b>3</b>	<b>1</b>	-	-	-	-	-
52	<b>Finance &amp; insurance</b> .....	<b>227</b>	<b>1 164</b>	<b>5 627</b>	<b>22</b>	<b>13</b>	<b>5</b>	<b>1</b>	<b>1</b>	<b>2</b>	-	-	-	-
522	Credit intermediation & related activities .....	203	1 040	5 010	11	3	4	1	1	2	-	-	-	-
5221	Depository credit intermediation .....	194	979	4 810	8	-	4	1	1	2	-	-	-	-
52211	Commercial banking .....	194	979	4 810	8	-	4	1	1	2	-	-	-	-
522110	Commercial banking .....	194	979	4 810	8	-	4	1	1	2	-	-	-	-
53	<b>Real estate &amp; rental &amp; leasing</b> .....	<b>30</b>	<b>111</b>	<b>464</b>	<b>10</b>	<b>8</b>	<b>1</b>	<b>1</b>	-	-	-	-	-	-
54	<b>Professional, scientific &amp; technical services</b> .....	<b>(B)</b>	<b>(D)</b>	<b>(D)</b>	<b>14</b>	<b>10</b>	<b>4</b>	-	-	-	-	-	-	-
56	<b>Admin, support, waste mgt, remediation services</b> .....	<b>(F)</b>	<b>(D)</b>	<b>(D)</b>	<b>9</b>	<b>6</b>	<b>1</b>	-	-	-	-	<b>2</b>	-	-
561	Administrative & support services .....	(F)	(D)	(D)	9	6	1	-	-	-	-	2	-	-
5612	Facilities support services .....	(F)	(D)	(D)	2	-	-	-	-	-	-	2	-	-
56121	Facilities support services .....	(F)	(D)	(D)	2	-	-	-	-	-	-	2	-	-
62	<b>Health care and social assistance</b> .....	<b>1 272</b>	<b>7 366</b>	<b>29 865</b>	<b>38</b>	<b>12</b>	<b>10</b>	<b>6</b>	<b>5</b>	<b>2</b>	<b>2</b>	-	<b>1</b>	<b>-</b>
621	Ambulatory health care services .....	209	1 384	5 544	16	6	7	2	-	-	1	-	-	-
6214	Outpatient care centers .....	162	989	4 206	5	1	1	2	-	-	1	-	-	-
62142	Outpatient mental health, substance abuse ctrs .....	(C)	(D)	(D)	1	-	-	-	-	-	1	-	-	-
622	Hospitals .....	(F)	(D)	(D)	2	-	-	-	-	1	-	-	1	-
6222	Psychiatric & substance abuse hospitals .....	(F)	(D)	(D)	1	-	-	-	-	-	-	-	1	-
62221	Psychiatric & substance abuse hospitals .....	(F)	(D)	(D)	1	-	-	-	-	-	-	-	1	-
623	Nursing & residential care facilities .....	292	1 107	4 503	9	-	1	4	2	1	1	-	-	-
6231	Nursing care facilities .....	(C)	(D)	(D)	1	-	-	-	-	-	1	-	-	-
62311	Nursing care facilities .....	(C)	(D)	(D)	1	-	-	-	-	-	1	-	-	-
6232	Residential mental retardation, health facil .....	(C)	(D)	(D)	7	-	1	4	2	-	-	-	-	-
624	Social assistance .....	(C)	(D)	(D)	11	6	2	-	3	-	-	-	-	-
71	<b>Arts, entertainment &amp; recreation</b> .....	<b>(B)</b>	<b>(D)</b>	<b>(D)</b>	<b>5</b>	<b>2</b>	<b>2</b>	<b>1</b>	-	-	-	-	-	-

See footnotes at end of table.

**Table 6. Counties—Employees, Payroll, and Establishments by Industry: 2000—Con.**

[Excludes most government employees, railroad employees, and self-employed persons. Size class 1 to 4 includes establishments with payroll, but no employees, during mid-March pay period. (D) denotes figures withheld to avoid disclosing data for individual companies; the data are included in broader industry totals. Detailed industries with 100 or more employees are shown if industry was not a (D). For explanation of terms, abbreviations, and data reliability/comparability, see introductory text]

NAICS code	Industry	Number of employees for week including March 12	Payroll (\$1,000)		Total number of establishments	Number of establishments by employment-size class								
			First quarter	Annual		1 to 4	5 to 9	10 to 19	20 to 49	50 to 99	100 to 249	250 to 499	500 to 999	1,000 or more
<b>HARDEMAN—Con.</b>														
<b>72</b>	<b>Accommodation &amp; food services</b> .....	<b>305</b>	<b>506</b>	<b>2 143</b>	<b>27</b>	<b>14</b>	<b>3</b>	<b>6</b>	<b>2</b>	<b>2</b>	—	—	—	—
722	Food services & drinking places .....	292	473	2 015	22	9	3	6	2	2	—	—	—	—
7222	Limited-service eating places .....	188	339	1 375	9	2	—	4	2	1	—	—	—	—
72221	Limited-service eating places .....	188	339	1 375	9	2	—	4	2	1	—	—	—	—
722211	Limited-service restaurants .....	188	339	1 375	9	2	—	4	2	1	—	—	—	—
<b>81</b>	<b>Other services (except public administration)</b> .....	<b>213</b>	<b>548</b>	<b>2 258</b>	<b>59</b>	<b>45</b>	<b>11</b>	<b>2</b>	<b>1</b>	—	—	—	—	—
813	Religious, grantmaking, civic, prof & like organizations .....	157	323	1 199	39	29	7	2	1	—	—	—	—	—
8131	Religious organizations .....	148	280	1 039	36	26	7	2	1	—	—	—	—	—
81311	Religious organizations .....	148	280	1 039	36	26	7	2	1	—	—	—	—	—
813110	Religious organizations .....	148	280	1 039	36	26	7	2	1	—	—	—	—	—
<b>99</b>	<b>Unclassified establishments</b> .....	<b>(B)</b>	<b>(D)</b>	<b>(D)</b>	<b>6</b>	<b>5</b>	—	<b>1</b>	—	—	—	—	—	—
<b>HARDIN</b>														
	<b>Total</b> .....	<b>6 412</b>	<b>35 478</b>	<b>141 829</b>	<b>521</b>	<b>276</b>	<b>127</b>	<b>57</b>	<b>37</b>	<b>12</b>	<b>10</b>	<b>2</b>	—	—
<b>11</b>	<b>Forestry, fishing, hunting, and agriculture support</b> .....	<b>68</b>	<b>377</b>	<b>1 534</b>	<b>9</b>	<b>6</b>	—	<b>2</b>	<b>1</b>	—	—	—	—	—
<b>21</b>	<b>Mining</b> .....	<b>46</b>	<b>401</b>	<b>2 288</b>	<b>3</b>	—	<b>1</b>	<b>1</b>	<b>1</b>	—	—	—	—	—
<b>22</b>	<b>Utilities</b> .....	<b>(B)</b>	<b>(D)</b>	<b>(D)</b>	<b>1</b>	—	—	—	—	<b>1</b>	—	—	—	—
<b>23</b>	<b>Construction</b> .....	<b>253</b>	<b>1 039</b>	<b>5 147</b>	<b>46</b>	<b>26</b>	<b>13</b>	<b>5</b>	<b>2</b>	—	—	—	—	—
235	Special trade contractors .....	154	571	2 614	27	14	9	3	1	—	—	—	—	—
<b>31-33</b>	<b>Manufacturing</b> .....	<b>2 257</b>	<b>18 907</b>	<b>72 717</b>	<b>48</b>	<b>16</b>	<b>9</b>	<b>4</b>	<b>6</b>	<b>6</b>	<b>1</b>	—	—	—
315	Apparel manufacturing .....	(C)	(D)	(D)	2	—	1	—	—	—	1	—	—	—
3152	Cut & sew apparel mfg .....	(C)	(D)	(D)	2	—	1	—	—	—	1	—	—	—
31522	Men's, boys' cut & sew apparel mfg .....	(C)	(D)	(D)	1	—	—	—	—	—	1	—	—	—
321	Wood product mfg .....	497	2 816	13 381	13	3	6	—	2	—	2	—	—	—
3219	Other wood product mfg .....	(E)	(D)	(D)	7	2	2	—	1	—	2	—	—	—
32199	All other wood product mfg .....	(E)	(D)	(D)	4	—	1	—	1	—	2	—	—	—
322	Paper mfg .....	(E)	(D)	(D)	1	—	—	—	—	—	—	1	—	—
3221	Pulp, paper & paperboard mills .....	(E)	(D)	(D)	1	—	—	—	—	—	—	1	—	—
32213	Paperboard mills .....	(E)	(D)	(D)	1	—	—	—	—	—	—	1	—	—
326	Plastics & rubber products mfg .....	332	1 321	4 587	4	1	—	1	—	1	1	—	—	—
3261	Plastics product mfg .....	332	1 321	4 587	4	1	—	1	—	1	1	—	—	—
32619	Other plastics product mfg .....	(E)	(D)	(D)	3	1	—	—	—	1	1	—	—	—
337	Furniture & related product mfg .....	252	1 354	6 636	6	3	—	—	—	2	1	—	—	—
3371	HH & institutional furniture & kitchen cabinet mfg .....	(C)	(D)	(D)	5	3	—	—	—	2	—	—	—	—
3372	Office furniture (including fixtures) mfg .....	(C)	(D)	(D)	1	—	—	—	—	—	1	—	—	—
33721	Office furniture (including fixtures) mfg .....	(C)	(D)	(D)	1	—	—	—	—	—	1	—	—	—
339	Miscellaneous mfg .....	(C)	(D)	(D)	2	1	—	—	—	—	1	—	—	—
3399	Other miscellaneous mfg .....	(C)	(D)	(D)	1	—	—	—	—	—	1	—	—	—
33993	Doll, toy & game mfg .....	(C)	(D)	(D)	1	—	—	—	—	—	1	—	—	—
<b>42</b>	<b>Wholesale trade</b> .....	<b>126</b>	<b>636</b>	<b>2 929</b>	<b>16</b>	<b>9</b>	<b>4</b>	<b>1</b>	<b>2</b>	—	—	—	—	—
<b>44-45</b>	<b>Retail trade</b> .....	<b>1 011</b>	<b>4 253</b>	<b>16 565</b>	<b>127</b>	<b>68</b>	<b>35</b>	<b>15</b>	<b>6</b>	<b>2</b>	<b>1</b>	—	—	—
441	Motor vehicle & parts dealers .....	159	1 048	4 417	21	14	3	2	1	1	—	—	—	—
444	Bldg material & garden equip & supp dealers .....	102	722	2 084	12	5	2	3	2	—	—	—	—	—
445	Food & beverage stores .....	232	737	3 174	25	15	4	2	3	1	—	—	—	—
4451	Grocery stores .....	222	711	3 066	19	9	4	2	3	1	—	—	—	—
44511	Grocery (except convenience) stores .....	214	686	2 887	13	4	3	2	3	1	—	—	—	—
445110	Grocery (except convenience) stores .....	214	686	2 887	13	4	3	2	3	1	—	—	—	—
452	General merchandise stores .....	208	830	3 120	7	2	4	—	—	—	1	—	—	—
4521	Department stores .....	(C)	(D)	(D)	1	—	—	—	—	—	1	—	—	—
45211	Department stores .....	(C)	(D)	(D)	1	—	—	—	—	—	1	—	—	—
<b>48-49</b>	<b>Transportation &amp; warehousing</b> .....	<b>176</b>	<b>842</b>	<b>3 853</b>	<b>16</b>	<b>9</b>	<b>1</b>	<b>3</b>	<b>3</b>	—	—	—	—	—
484	Truck transportation .....	(C)	(D)	(D)	15	9	1	2	3	—	—	—	—	—
4841	General freight trucking .....	(C)	(D)	(D)	10	6	1	—	3	—	—	—	—	—
48412	General freight trucking, long-distance .....	125	605	2 570	9	5	1	—	3	—	—	—	—	—
484121	General freight trucking, long-distance, TL .....	125	605	2 570	9	5	1	—	3	—	—	—	—	—
<b>51</b>	<b>Information</b> .....	<b>83</b>	<b>306</b>	<b>1 473</b>	<b>8</b>	<b>3</b>	<b>3</b>	<b>1</b>	<b>1</b>	—	—	—	—	—
<b>52</b>	<b>Finance &amp; insurance</b> .....	<b>171</b>	<b>1 172</b>	<b>4 654</b>	<b>21</b>	<b>13</b>	<b>4</b>	<b>1</b>	<b>3</b>	—	—	—	—	—
522	Credit intermediation & related activities .....	151	1 000	3 958	15	9	2	1	3	—	—	—	—	—
5221	Depository credit intermediation .....	(C)	(D)	(D)	10	4	2	1	3	—	—	—	—	—
52211	Commercial banking .....	138	928	3 664	8	2	2	1	3	—	—	—	—	—
522110	Commercial banking .....	138	928	3 664	8	2	2	1	3	—	—	—	—	—
<b>53</b>	<b>Real estate &amp; rental &amp; leasing</b> .....	<b>90</b>	<b>292</b>	<b>1 286</b>	<b>20</b>	<b>13</b>	<b>5</b>	<b>1</b>	<b>1</b>	—	—	—	—	—
<b>54</b>	<b>Professional, scientific &amp; technical services</b> .....	<b>122</b>	<b>448</b>	<b>1 846</b>	<b>30</b>	<b>19</b>	<b>8</b>	<b>2</b>	<b>1</b>	—	—	—	—	—
541	Professional, scientific & technical services .....	122	448	1 846	30	19	8	2	1	—	—	—	—	—
<b>55</b>	<b>Management of companies &amp; enterprises</b> .....	<b>(B)</b>	<b>(D)</b>	<b>(D)</b>	<b>4</b>	<b>2</b>	<b>1</b>	—	<b>1</b>	—	—	—	—	—

See footnotes at end of table.

**Table 6. Counties—Employees, Payroll, and Establishments by Industry: 2000—Con.**

[Excludes most government employees, railroad employees, and self-employed persons. Size class 1 to 4 includes establishments with payroll, but no employees, during mid-March pay period. (D) denotes figures withheld to avoid disclosing data for individual companies; the data are included in broader industry totals. Detailed industries with 100 or more employees are shown if industry was not a (D). For explanation of terms, abbreviations, and data reliability/comparability, see introductory text]

NAICS code	Industry	Number of employees for week including March 12	Payroll (\$1,000)		Total number of establishments	Number of establishments by employment-size class									
			First quarter	Annual		1 to 4	5 to 9	10 to 19	20 to 49	50 to 99	100 to 249	250 to 499	500 to 999	1,000 or more	
<b>HARDIN—Con.</b>															
56	<b>Admin, support, waste mgmt, remediation services</b> .....	59	191	1 031	11	7	2	1	1	—	—	—	—	—	
61	<b>Educational services</b> .....	(C)	(D)	(D)	1	—	—	—	—	—	1	—	—	—	
611	Educational services .....	(C)	(D)	(D)	1	—	—	—	—	—	1	—	—	—	
6111	Elementary & secondary schools .....	(C)	(D)	(D)	1	—	—	—	—	—	1	—	—	—	
61111	Elementary & secondary schools .....	(C)	(D)	(D)	1	—	—	—	—	—	1	—	—	—	
62	<b>Health care and social assistance</b> .....	717	3 355	13 243	35	15	12	3	2	1	1	1	—	—	
621	Ambulatory health care services .....	172	811	3 223	27	12	12	1	2	—	—	—	—	—	
622	Hospitals .....	(E)	(D)	(D)	1	—	—	—	—	—	—	1	—	—	
6221	General medical & surgical hospitals .....	(E)	(D)	(D)	1	—	—	—	—	—	—	1	—	—	
62211	General medical & surgical hospitals .....	(E)	(D)	(D)	1	—	—	—	—	—	—	1	—	—	
623	Nursing & residential care facilities .....	(C)	(D)	(D)	4	—	—	2	—	1	1	—	—	—	
6231	Nursing care facilities .....	(C)	(D)	(D)	2	—	—	—	—	1	1	—	—	—	
62311	Nursing care facilities .....	(C)	(D)	(D)	2	—	—	—	—	1	1	—	—	—	
71	<b>Arts, entertainment &amp; recreation</b> .....	38	114	702	9	6	1	2	—	—	—	—	—	—	
72	<b>Accommodation &amp; food services</b> .....	696	1 465	5 303	49	21	10	9	6	2	1	—	—	—	
722	Food services & drinking places .....	650	1 310	4 736	41	17	7	8	6	2	1	—	—	—	
7221	Full-service restaurants .....	392	817	2 657	26	14	6	—	4	1	1	—	—	—	
72211	Full-service restaurants .....	392	817	2 657	26	14	6	—	4	1	1	—	—	—	
722110	Full-service restaurants .....	392	817	2 657	26	14	6	—	4	1	1	—	—	—	
7222	Limited-service eating places .....	(C)	(D)	(D)	13	2	1	7	2	1	—	—	—	—	
72221	Limited-service eating places .....	(C)	(D)	(D)	13	2	1	7	2	1	—	—	—	—	
81	<b>Other services (except public administration)</b> .....	269	738	3 231	61	37	18	6	—	—	—	—	—	—	
813	Religious, grantmaking, civic, prof & like organizations .....	175	426	1 814	36	19	13	4	—	—	—	—	—	—	
8131	Religious organizations .....	130	371	1 483	26	13	9	4	—	—	—	—	—	—	
81311	Religious organizations .....	130	371	1 483	26	13	9	4	—	—	—	—	—	—	
813110	Religious organizations .....	130	371	1 483	26	13	9	4	—	—	—	—	—	—	
99	<b>Unclassified establishments</b> .....	4	8	97	6	6	—	—	—	—	—	—	—	—	
<b>HAWKINS</b>															
	<b>Total</b> .....	12 095	75 168	304 739	630	338	126	78	51	18	7	8	3	1	
21	<b>Mining</b> .....	(B)	(D)	(D)	2	1	—	—	1	—	—	—	—	—	
22	<b>Utilities</b> .....	(B)	(D)	(D)	3	2	—	—	—	1	—	—	—	—	
23	<b>Construction</b> .....	483	1 970	9 306	76	42	17	11	6	—	—	—	—	—	
233	Building, developing & general contracting .....	153	479	1 930	20	12	2	4	2	—	—	—	—	—	
234	Heavy construction .....	101	481	2 619	10	4	2	2	2	—	—	—	—	—	
235	Special trade contractors .....	229	1 010	4 757	46	26	13	5	2	—	—	—	—	—	
31-33	<b>Manufacturing</b> .....	6 251	51 256	205 477	48	9	6	11	4	5	2	8	2	1	
313	Textile mills .....	(E)	(D)	(D)	2	—	—	—	1	—	—	1	—	—	
3133	Textile, fabric finishing, fabric coating mills .....	(E)	(D)	(D)	1	—	—	—	—	—	—	1	—	—	
31332	Fabric coating mills .....	(E)	(D)	(D)	1	—	—	—	—	—	—	1	—	—	
321	Wood product mfg .....	349	2 269	8 395	6	1	1	3	—	—	—	1	—	—	
3211	Sawmills & wood preservation .....	(E)	(D)	(D)	3	—	1	1	—	—	—	1	—	—	
32111	Sawmills & wood preservation .....	(E)	(D)	(D)	3	—	1	1	—	—	—	1	—	—	
323	Printing & related support activities .....	(G)	(D)	(D)	5	1	1	—	—	—	1	1	1	—	
3231	Printing & related support activities .....	(G)	(D)	(D)	5	1	1	—	—	—	1	1	1	—	
32311	Printing .....	(G)	(D)	(D)	5	1	1	—	—	—	1	1	1	—	
325	Chemical mfg .....	(E)	(D)	(D)	1	—	—	—	—	—	—	1	—	—	
3259	Other chemical product & preparation mfg .....	(E)	(D)	(D)	1	—	—	—	—	—	—	1	—	—	
32592	Explosives mfg .....	(E)	(D)	(D)	1	—	—	—	—	—	—	1	—	—	
326	Plastics & rubber products mfg .....	(E)	(D)	(D)	3	1	—	—	—	1	—	1	—	—	
3262	Rubber product mfg .....	(E)	(D)	(D)	1	—	—	—	—	—	—	1	—	—	
32629	Other rubber product mfg .....	(E)	(D)	(D)	1	—	—	—	—	—	—	1	—	—	
327	Nonmetallic mineral product mfg .....	(F)	(D)	(D)	5	2	—	—	1	1	—	—	1	—	
3272	Glass & glass product mfg .....	(F)	(D)	(D)	4	1	—	—	1	1	—	—	1	—	
32721	Glass & glass product mfg .....	(F)	(D)	(D)	4	1	—	—	1	1	—	—	1	—	
331	Primary metal mfg .....	729	4 410	19 657	3	—	—	—	1	—	—	2	—	—	
3312	Steel product mfg from purchased steel .....	(E)	(D)	(D)	1	—	—	—	—	—	—	1	—	—	
33121	Iron, steel pipe & tube mfg from purchased steel .....	(E)	(D)	(D)	1	—	—	—	—	—	—	1	—	—	
3315	Foundries .....	(E)	(D)	(D)	1	—	—	—	—	—	—	1	—	—	
33152	Nonferrous metal foundries .....	(E)	(D)	(D)	1	—	—	—	—	—	—	1	—	—	
332	Fabricated metal product mfg .....	665	6 580	22 866	9	—	3	2	1	1	1	1	—	—	
3321	Forging & stamping .....	(C)	(D)	(D)	1	—	—	—	—	—	—	1	—	—	
33211	Forging & stamping .....	(C)	(D)	(D)	1	—	—	—	—	—	—	1	—	—	
3328	Coating, engrave, heat treating & oth activity .....	128	657	2 428	4	—	1	1	1	1	—	—	—	—	
33281	Coating, engrave, heat treating & oth activity .....	128	657	2 428	4	—	1	1	1	1	—	—	—	—	
3329	Other fabricated metal product mfg .....	(E)	(D)	(D)	1	—	—	—	—	—	—	—	1	—	
33299	All other fabricated metal product mfg .....	(E)	(D)	(D)	1	—	—	—	—	—	—	—	1	—	

See footnotes at end of table.

**Table 6. Counties—Employees, Payroll, and Establishments by Industry: 2000—Con.**

[Excludes most government employees, railroad employees, and self-employed persons. Size class 1 to 4 includes establishments with payroll, but no employees, during mid-March pay period. (D) denotes figures withheld to avoid disclosing data for individual companies; the data are included in broader industry totals. Detailed industries with 100 or more employees are shown if industry was not a (D). For explanation of terms, abbreviations, and data reliability/comparability, see introductory text]

NAICS code	Industry	Number of employees for week including March 12	Payroll (\$1,000)		Total number of establishments	Number of establishments by employment-size class									
			First quarter	Annual		1 to 4	5 to 9	10 to 19	20 to 49	50 to 99	100 to 249	250 to 499	500 to 999	1,000 or more	
<b>HAWKINS—Con.</b>															
<b>31-33 Manufacturing—Con.</b>															
336	Transportation equipment mfg . . . . .	(G)	(D)	(D)	3	—	1	1	—	—	—	—	—	—	1
3363	Motor vehicle parts mfg . . . . .	(G)	(D)	(D)	3	—	1	1	—	—	—	—	—	—	1
33633	Motor vehicle steering & suspension parts mfg . . . . .	(G)	(D)	(D)	1	—	—	—	—	—	—	—	—	—	1
<b>42</b>	<b>Wholesale trade . . . . .</b>	<b>250</b>	<b>1 907</b>	<b>7 564</b>	<b>17</b>	<b>11</b>	<b>1</b>	<b>—</b>	<b>4</b>	<b>1</b>	<b>—</b>	<b>—</b>	<b>—</b>	<b>—</b>	<b>—</b>
421	Wholesale trade, durable goods . . . . .	200	1 680	7 193	14	9	1	—	3	1	—	—	—	—	—
<b>44-45</b>	<b>Retail trade . . . . .</b>	<b>1 534</b>	<b>5 225</b>	<b>22 805</b>	<b>140</b>	<b>72</b>	<b>36</b>	<b>13</b>	<b>13</b>	<b>5</b>	<b>1</b>	<b>—</b>	<b>—</b>	<b>—</b>	<b>—</b>
441	Motor vehicle & parts dealers . . . . .	136	601	2 576	20	11	7	—	2	—	—	—	—	—	—
444	Bldg material & garden equip & supp dealers . . . . .	184	991	4 207	15	5	3	4	3	—	—	—	—	—	—
4441	Building material & supplies dealers . . . . .	130	752	3 180	11	3	3	4	1	—	—	—	—	—	—
44419	Other building material dealers . . . . .	107	669	2 796	7	1	2	3	1	—	—	—	—	—	—
444190	Other building material dealers . . . . .	107	669	2 796	7	1	2	3	1	—	—	—	—	—	—
445	Food & beverage stores . . . . .	497	1 330	6 029	19	6	4	1	4	4	—	—	—	—	—
4451	Grocery stores . . . . .	476	1 302	5 911	15	3	4	—	4	4	—	—	—	—	—
44511	Grocery (except convenience) stores . . . . .	453	1 252	5 705	12	3	1	—	4	4	—	—	—	—	—
445110	Grocery (except convenience) stores . . . . .	453	1 252	5 705	12	3	1	—	4	4	—	—	—	—	—
447	Gasoline stations . . . . .	133	366	1 581	31	20	10	—	1	—	—	—	—	—	—
4471	Gasoline stations . . . . .	133	366	1 581	31	20	10	—	1	—	—	—	—	—	—
44711	Gasoline stations with convenience stores . . . . .	(C)	(D)	(D)	28	18	9	—	1	—	—	—	—	—	—
452	General merchandise stores . . . . .	146	447	2 040	10	3	5	—	1	1	—	—	—	—	—
453	Miscellaneous store retailers . . . . .	212	501	1 519	10	8	1	—	—	—	1	—	—	—	—
4539	Other miscellaneous store retailers . . . . .	(C)	(D)	(D)	1	—	—	—	—	—	1	—	—	—	—
45399	All other miscellaneous store retailers . . . . .	(C)	(D)	(D)	1	—	—	—	—	—	1	—	—	—	—
<b>48-49</b>	<b>Transportation &amp; warehousing . . . . .</b>	<b>177</b>	<b>1 202</b>	<b>5 197</b>	<b>15</b>	<b>8</b>	<b>3</b>	<b>2</b>	<b>—</b>	<b>2</b>	<b>—</b>	<b>—</b>	<b>—</b>	<b>—</b>	<b>—</b>
484	Truck transportation . . . . .	(C)	(D)	(D)	14	7	3	2	—	2	—	—	—	—	—
<b>51</b>	<b>Information . . . . .</b>	<b>96</b>	<b>466</b>	<b>1 935</b>	<b>11</b>	<b>3</b>	<b>5</b>	<b>2</b>	<b>1</b>	<b>—</b>	<b>—</b>	<b>—</b>	<b>—</b>	<b>—</b>	<b>—</b>
<b>52</b>	<b>Finance &amp; insurance . . . . .</b>	<b>218</b>	<b>1 570</b>	<b>5 556</b>	<b>34</b>	<b>20</b>	<b>9</b>	<b>2</b>	<b>3</b>	<b>—</b>	<b>—</b>	<b>—</b>	<b>—</b>	<b>—</b>	<b>—</b>
522	Credit intermediation & related activities . . . . .	200	1 483	5 239	24	10	9	2	3	—	—	—	—	—	—
5221	Depository credit intermediation . . . . .	148	1 304	4 601	17	5	9	1	2	—	—	—	—	—	—
52211	Commercial banking . . . . .	140	1 258	4 448	14	2	9	1	2	—	—	—	—	—	—
522110	Commercial banking . . . . .	140	1 258	4 448	14	2	9	1	2	—	—	—	—	—	—
<b>53</b>	<b>Real estate &amp; rental &amp; leasing . . . . .</b>	<b>38</b>	<b>114</b>	<b>514</b>	<b>20</b>	<b>19</b>	<b>1</b>	<b>—</b>	<b>—</b>	<b>—</b>	<b>—</b>	<b>—</b>	<b>—</b>	<b>—</b>	<b>—</b>
<b>54</b>	<b>Professional, scientific &amp; technical services . . . . .</b>	<b>78</b>	<b>338</b>	<b>1 565</b>	<b>25</b>	<b>19</b>	<b>4</b>	<b>2</b>	<b>—</b>	<b>—</b>	<b>—</b>	<b>—</b>	<b>—</b>	<b>—</b>	<b>—</b>
<b>55</b>	<b>Management of companies &amp; enterprises . . . . .</b>	<b>63</b>	<b>1 230</b>	<b>3 841</b>	<b>3</b>	<b>—</b>	<b>1</b>	<b>—</b>	<b>2</b>	<b>—</b>	<b>—</b>	<b>—</b>	<b>—</b>	<b>—</b>	<b>—</b>
<b>56</b>	<b>Admin, support, waste mgt, remediation services . . . . .</b>	<b>788</b>	<b>1 976</b>	<b>11 039</b>	<b>22</b>	<b>14</b>	<b>—</b>	<b>3</b>	<b>3</b>	<b>1</b>	<b>—</b>	<b>—</b>	<b>—</b>	<b>1</b>	<b>—</b>
561	Administrative & support services . . . . .	(F)	(D)	(D)	21	14	—	2	3	1	—	—	—	1	—
5613	Employment services . . . . .	(F)	(D)	(D)	3	—	—	—	2	—	—	—	—	1	—
56132	Temporary help services . . . . .	(F)	(D)	(D)	3	—	—	—	2	—	—	—	—	1	—
5617	Services to buildings & dwellings . . . . .	137	598	2 476	14	11	—	2	—	1	—	—	—	—	—
<b>62</b>	<b>Health care and social assistance . . . . .</b>	<b>822</b>	<b>4 100</b>	<b>14 513</b>	<b>53</b>	<b>22</b>	<b>14</b>	<b>10</b>	<b>3</b>	<b>—</b>	<b>4</b>	<b>—</b>	<b>—</b>	<b>—</b>	<b>—</b>
621	Ambulatory health care services . . . . .	248	1 637	6 578	34	14	9	8	3	—	—	—	—	—	—
622	Hospitals . . . . .	(C)	(D)	(D)	1	—	—	—	—	—	1	—	—	—	—
6221	General medical & surgical hospitals . . . . .	(C)	(D)	(D)	1	—	—	—	—	—	1	—	—	—	—
62211	General medical & surgical hospitals . . . . .	(C)	(D)	(D)	1	—	—	—	—	—	1	—	—	—	—
623	Nursing & residential care facilities . . . . .	347	1 438	5 749	3	—	—	—	—	—	3	—	—	—	—
6231	Nursing care facilities . . . . .	(C)	(D)	(D)	2	—	—	—	—	—	2	—	—	—	—
62311	Nursing care facilities . . . . .	(C)	(D)	(D)	2	—	—	—	—	—	2	—	—	—	—
6233	Community care facilities for the elderly . . . . .	(C)	(D)	(D)	1	—	—	—	—	—	1	—	—	—	—
62331	Community care facilities for the elderly . . . . .	(C)	(D)	(D)	1	—	—	—	—	—	1	—	—	—	—
<b>71</b>	<b>Arts, entertainment &amp; recreation . . . . .</b>	<b>(B)</b>	<b>(D)</b>	<b>(D)</b>	<b>4</b>	<b>3</b>	<b>—</b>	<b>—</b>	<b>—</b>	<b>1</b>	<b>—</b>	<b>—</b>	<b>—</b>	<b>—</b>	<b>—</b>
<b>72</b>	<b>Accommodation &amp; food services . . . . .</b>	<b>774</b>	<b>1 523</b>	<b>6 135</b>	<b>54</b>	<b>14</b>	<b>11</b>	<b>17</b>	<b>10</b>	<b>2</b>	<b>—</b>	<b>—</b>	<b>—</b>	<b>—</b>	<b>—</b>
722	Food services & drinking places . . . . .	(F)	(D)	(D)	52	14	11	15	10	2	—	—	—	—	—
7221	Full-service restaurants . . . . .	228	406	1 781	23	9	7	5	1	1	—	—	—	—	—
72211	Full-service restaurants . . . . .	228	406	1 781	23	9	7	5	1	1	—	—	—	—	—
722110	Full-service restaurants . . . . .	228	406	1 781	23	9	7	5	1	1	—	—	—	—	—
7222	Limited-service eating places . . . . .	514	1 058	4 129	27	4	3	10	9	1	—	—	—	—	—
72221	Limited-service eating places . . . . .	514	1 058	4 129	27	4	3	10	9	1	—	—	—	—	—
<b>81</b>	<b>Other services (except public administration) . . . . .</b>	<b>314</b>	<b>961</b>	<b>3 894</b>	<b>91</b>	<b>68</b>	<b>18</b>	<b>4</b>	<b>1</b>	<b>—</b>	<b>—</b>	<b>—</b>	<b>—</b>	<b>—</b>	<b>—</b>
813	Religious, grantmaking, civic, prof & like organizations . . . . .	209	495	2 033	57	43	9	4	1	—	—	—	—	—	—
8131	Religious organizations . . . . .	143	324	1 357	44	33	8	3	—	—	—	—	—	—	—
81311	Religious organizations . . . . .	143	324	1 357	44	33	8	3	—	—	—	—	—	—	—
813110	Religious organizations . . . . .	143	324	1 357	44	33	8	3	—	—	—	—	—	—	—
<b>99</b>	<b>Unclassified establishments . . . . .</b>	<b>19</b>	<b>32</b>	<b>204</b>	<b>12</b>	<b>11</b>	<b>—</b>	<b>1</b>	<b>—</b>	<b>—</b>	<b>—</b>	<b>—</b>	<b>—</b>	<b>—</b>	<b>—</b>

See footnotes at end of table.

**Table 6. Counties—Employees, Payroll, and Establishments by Industry: 2000—Con.**

[Excludes most government employees, railroad employees, and self-employed persons. Size class 1 to 4 includes establishments with payroll, but no employees, during mid-March pay period. (D) denotes figures withheld to avoid disclosing data for individual companies; the data are included in broader industry totals. Detailed industries with 100 or more employees are shown if industry was not a (D). For explanation of terms, abbreviations, and data reliability/comparability, see introductory text]

NAICS code	Industry	Number of employees for week including March 12	Payroll (\$1,000)		Total number of establishments	Number of establishments by employment-size class									
			First quarter	Annual		1 to 4	5 to 9	10 to 19	20 to 49	50 to 99	100 to 249	250 to 499	500 to 999	1,000 or more	
	<b>HAYWOOD</b>														
	<b>Total</b> .....	<b>4 539</b>	<b>27 668</b>	<b>114 831</b>	<b>381</b>	<b>237</b>	<b>64</b>	<b>42</b>	<b>24</b>	<b>6</b>	<b>5</b>	<b>2</b>	<b>1</b>	<b>-</b>	
<b>11</b>	<b>Forestry, fishing, hunting, and agriculture support</b> .....	<b>51</b>	<b>326</b>	<b>1 398</b>	<b>6</b>	<b>4</b>	<b>1</b>	<b>-</b>	<b>1</b>	<b>-</b>	<b>-</b>	<b>-</b>	<b>-</b>	<b>-</b>	
<b>22</b>	<b>Utilities</b> .....	<b>(B)</b>	<b>(D)</b>	<b>(D)</b>	<b>1</b>	<b>-</b>	<b>-</b>	<b>-</b>	<b>-</b>	<b>1</b>	<b>-</b>	<b>-</b>	<b>-</b>	<b>-</b>	
<b>23</b>	<b>Construction</b> .....	<b>104</b>	<b>538</b>	<b>2 352</b>	<b>33</b>	<b>23</b>	<b>7</b>	<b>3</b>	<b>-</b>	<b>-</b>	<b>-</b>	<b>-</b>	<b>-</b>	<b>-</b>	
<b>31-33</b>	<b>Manufacturing</b> .....	<b>1 822</b>	<b>14 549</b>	<b>59 743</b>	<b>20</b>	<b>6</b>	<b>2</b>	<b>5</b>	<b>3</b>	<b>1</b>	<b>-</b>	<b>2</b>	<b>1</b>	<b>-</b>	
326	Plastics & rubber products mfg .....	(G)	(D)	(D)	2	-	-	-	-	-	-	1	1	-	
3261	Plastics product mfg .....	(E)	(D)	(D)	1	-	-	-	-	-	-	1	-	-	
32612	Plastics pipe, pipe fitting, & unsupported profile shape mfg .....	(E)	(D)	(D)	1	-	-	-	-	-	-	1	-	-	
3262	Rubber product mfg .....	(F)	(D)	(D)	1	-	-	-	-	-	-	-	1	-	
32622	Rubber & plastics hoses & belting mfg .....	(F)	(D)	(D)	1	-	-	-	-	-	-	-	1	-	
333	Machinery mfg .....	482	3 039	10 984	4	1	-	-	2	-	-	1	-	-	
3331	Ag, construction & mining machinery mfg .....	(E)	(D)	(D)	3	1	-	-	1	-	-	1	-	-	
33311	Agricultural implement mfg .....	(E)	(D)	(D)	3	1	-	-	1	-	-	1	-	-	
<b>42</b>	<b>Wholesale trade</b> .....	<b>77</b>	<b>574</b>	<b>2 432</b>	<b>13</b>	<b>9</b>	<b>-</b>	<b>4</b>	<b>-</b>	<b>-</b>	<b>-</b>	<b>-</b>	<b>-</b>	<b>-</b>	
<b>44-45</b>	<b>Retail trade</b> .....	<b>732</b>	<b>3 031</b>	<b>13 106</b>	<b>90</b>	<b>53</b>	<b>20</b>	<b>9</b>	<b>5</b>	<b>2</b>	<b>1</b>	<b>-</b>	<b>-</b>	<b>-</b>	
441	Motor vehicle & parts dealers .....	105	762	3 025	17	11	4	-	2	-	-	-	-	-	
445	Food & beverage stores .....	171	541	2 324	17	13	1	-	1	2	-	-	-	-	
4451	Grocery stores .....	(C)	(D)	(D)	13	9	1	-	1	2	-	-	-	-	
44511	Grocery (except convenience) stores .....	158	513	2 209	11	7	1	-	1	2	-	-	-	-	
445110	Grocery (except convenience) stores .....	158	513	2 209	11	7	1	-	1	2	-	-	-	-	
447	Gasoline stations .....	126	402	1 758	15	4	6	4	1	-	-	-	-	-	
4471	Gasoline stations .....	126	402	1 758	15	4	6	4	1	-	-	-	-	-	
452	General merchandise stores .....	157	525	2 150	3	-	-	2	-	-	1	-	-	-	
4521	Department stores .....	(C)	(D)	(D)	1	-	-	-	-	-	1	-	-	-	
45211	Department stores .....	(C)	(D)	(D)	1	-	-	-	-	-	1	-	-	-	
<b>48-49</b>	<b>Transportation &amp; warehousing</b> .....	<b>210</b>	<b>1 443</b>	<b>5 717</b>	<b>22</b>	<b>15</b>	<b>2</b>	<b>2</b>	<b>2</b>	<b>-</b>	<b>1</b>	<b>-</b>	<b>-</b>	<b>-</b>	
484	Truck transportation .....	122	769	2 938	13	11	1	-	-	-	1	-	-	-	
4841	General freight trucking .....	(C)	(D)	(D)	7	6	-	-	-	-	1	-	-	-	
48412	General freight trucking, long-distance .....	(C)	(D)	(D)	5	4	-	-	-	-	1	-	-	-	
<b>51</b>	<b>Information</b> .....	<b>76</b>	<b>431</b>	<b>1 789</b>	<b>8</b>	<b>4</b>	<b>1</b>	<b>1</b>	<b>2</b>	<b>-</b>	<b>-</b>	<b>-</b>	<b>-</b>	<b>-</b>	
<b>52</b>	<b>Finance &amp; insurance</b> .....	<b>272</b>	<b>2 076</b>	<b>7 590</b>	<b>25</b>	<b>15</b>	<b>5</b>	<b>2</b>	<b>2</b>	<b>-</b>	<b>1</b>	<b>-</b>	<b>-</b>	<b>-</b>	
522	Credit intermediation & related activities .....	204	1 804	6 405	16	8	4	2	1	-	1	-	-	-	
5221	Depository credit intermediation .....	(C)	(D)	(D)	5	2	1	-	1	-	1	-	-	-	
52211	Commercial banking .....	(C)	(D)	(D)	5	2	1	-	1	-	1	-	-	-	
<b>53</b>	<b>Real estate &amp; rental &amp; leasing</b> .....	<b>36</b>	<b>108</b>	<b>463</b>	<b>11</b>	<b>8</b>	<b>2</b>	<b>1</b>	<b>-</b>	<b>-</b>	<b>-</b>	<b>-</b>	<b>-</b>	<b>-</b>	
<b>54</b>	<b>Professional, scientific &amp; technical services</b> .....	<b>50</b>	<b>257</b>	<b>1 254</b>	<b>16</b>	<b>11</b>	<b>5</b>	<b>-</b>	<b>-</b>	<b>-</b>	<b>-</b>	<b>-</b>	<b>-</b>	<b>-</b>	
<b>55</b>	<b>Management of companies &amp; enterprises</b> .....	<b>(A)</b>	<b>(D)</b>	<b>(D)</b>	<b>1</b>	<b>1</b>	<b>-</b>	<b>-</b>	<b>-</b>	<b>-</b>	<b>-</b>	<b>-</b>	<b>-</b>	<b>-</b>	
<b>56</b>	<b>Admin, support, waste mgt, remediation services</b> .....	<b>80</b>	<b>237</b>	<b>1 521</b>	<b>13</b>	<b>9</b>	<b>3</b>	<b>-</b>	<b>-</b>	<b>1</b>	<b>-</b>	<b>-</b>	<b>-</b>	<b>-</b>	
<b>61</b>	<b>Educational services</b> .....	<b>(A)</b>	<b>(D)</b>	<b>(D)</b>	<b>1</b>	<b>-</b>	<b>1</b>	<b>-</b>	<b>-</b>	<b>-</b>	<b>-</b>	<b>-</b>	<b>-</b>	<b>-</b>	
<b>62</b>	<b>Health care and social assistance</b> .....	<b>360</b>	<b>2 058</b>	<b>8 379</b>	<b>29</b>	<b>16</b>	<b>8</b>	<b>3</b>	<b>-</b>	<b>-</b>	<b>2</b>	<b>-</b>	<b>-</b>	<b>-</b>	
622	Hospitals .....	(C)	(D)	(D)	1	-	-	-	-	-	1	-	-	-	
6221	General medical & surgical hospitals .....	(C)	(D)	(D)	1	-	-	-	-	-	1	-	-	-	
62211	General medical & surgical hospitals .....	(C)	(D)	(D)	1	-	-	-	-	-	1	-	-	-	
623	Nursing & residential care facilities .....	(C)	(D)	(D)	1	-	-	-	-	-	1	-	-	-	
6231	Nursing care facilities .....	(C)	(D)	(D)	1	-	-	-	-	-	1	-	-	-	
62311	Nursing care facilities .....	(C)	(D)	(D)	1	-	-	-	-	-	1	-	-	-	
<b>71</b>	<b>Arts, entertainment &amp; recreation</b> .....	<b>54</b>	<b>74</b>	<b>359</b>	<b>4</b>	<b>2</b>	<b>-</b>	<b>-</b>	<b>2</b>	<b>-</b>	<b>-</b>	<b>-</b>	<b>-</b>	<b>-</b>	
<b>72</b>	<b>Accommodation &amp; food services</b> .....	<b>344</b>	<b>735</b>	<b>3 036</b>	<b>30</b>	<b>13</b>	<b>3</b>	<b>7</b>	<b>6</b>	<b>1</b>	<b>-</b>	<b>-</b>	<b>-</b>	<b>-</b>	
722	Food services & drinking places .....	312	660	2 661	23	9	2	5	6	1	-	-	-	-	
7222	Limited-service eating places .....	235	510	2 002	13	4	-	3	5	1	-	-	-	-	
72221	Limited-service eating places .....	235	510	2 002	13	4	-	3	5	1	-	-	-	-	
<b>81</b>	<b>Other services (except public administration)</b> .....	<b>200</b>	<b>597</b>	<b>2 418</b>	<b>51</b>	<b>42</b>	<b>3</b>	<b>5</b>	<b>1</b>	<b>-</b>	<b>-</b>	<b>-</b>	<b>-</b>	<b>-</b>	
813	Religious, grantmaking, civic, prof & like organizations .....	124	321	1 271	34	30	2	1	1	-	-	-	-	-	
8131	Religious organizations .....	113	283	1 116	28	24	2	1	1	-	-	-	-	-	
81311	Religious organizations .....	113	283	1 116	28	24	2	1	1	-	-	-	-	-	
813110	Religious organizations .....	113	283	1 116	28	24	2	1	1	-	-	-	-	-	
<b>99</b>	<b>Unclassified establishments</b> .....	<b>(A)</b>	<b>(D)</b>	<b>(D)</b>	<b>7</b>	<b>6</b>	<b>1</b>	<b>-</b>	<b>-</b>	<b>-</b>	<b>-</b>	<b>-</b>	<b>-</b>	<b>-</b>	

See footnotes at end of table.

**Table 6. Counties—Employees, Payroll, and Establishments by Industry: 2000—Con.**

[Excludes most government employees, railroad employees, and self-employed persons. Size class 1 to 4 includes establishments with payroll, but no employees, during mid-March pay period. (D) denotes figures withheld to avoid disclosing data for individual companies; the data are included in broader industry totals. Detailed industries with 100 or more employees are shown if industry was not a (D). For explanation of terms, abbreviations, and data reliability/comparability, see introductory text]

NAICS code	Industry	Number of employees for week including March 12	Payroll (\$1,000)		Total number of establishments	Number of establishments by employment-size class									
			First quarter	Annual		1 to 4	5 to 9	10 to 19	20 to 49	50 to 99	100 to 249	250 to 499	500 to 999	1,000 or more	
<b>HENDERSON</b>															
	<b>Total</b> .....	<b>8 067</b>	<b>41 451</b>	<b>190 216</b>	<b>529</b>	<b>312</b>	<b>96</b>	<b>57</b>	<b>41</b>	<b>9</b>	<b>9</b>	<b>4</b>	<b>-</b>	<b>1</b>	
<b>11</b>	<b>Forestry, fishing, hunting, and agriculture support</b> .....	<b>47</b>	<b>186</b>	<b>753</b>	<b>6</b>	<b>3</b>	<b>2</b>	<b>-</b>	<b>1</b>	<b>-</b>	<b>-</b>	<b>-</b>	<b>-</b>	<b>-</b>	
<b>23</b>	<b>Construction</b> .....	<b>251</b>	<b>834</b>	<b>3 874</b>	<b>51</b>	<b>33</b>	<b>13</b>	<b>3</b>	<b>2</b>	<b>-</b>	<b>-</b>	<b>-</b>	<b>-</b>	<b>-</b>	
235	Special trade contractors .....	174	517	2 513	33	21	9	1	2	-	-	-	-	-	
<b>31-33</b>	<b>Manufacturing</b> .....	<b>3 333</b>	<b>21 465</b>	<b>100 714</b>	<b>46</b>	<b>18</b>	<b>7</b>	<b>3</b>	<b>8</b>	<b>2</b>	<b>5</b>	<b>2</b>	<b>-</b>	<b>1</b>	
316	Leather & allied product mfg .....	(C)	(D)	(D)	1	-	-	-	-	-	1	-	-	-	
3162	Footwear mfg .....	(C)	(D)	(D)	1	-	-	-	-	-	1	-	-	-	
31621	Footwear mfg .....	(C)	(D)	(D)	1	-	-	-	-	-	1	-	-	-	
326	Plastics & rubber products mfg .....	(E)	(D)	(D)	1	-	-	-	-	-	-	1	-	-	
3262	Rubber product mfg .....	(E)	(D)	(D)	1	-	-	-	-	-	-	1	-	-	
32622	Rubber & plastics hoses & belting mfg .....	(E)	(D)	(D)	1	-	-	-	-	-	-	1	-	-	
332	Fabricated metal product mfg .....	1 929	12 574	59 766	13	3	3	1	1	2	1	1	-	1	
3323	Architectural & structural metals mfg .....	(C)	(D)	(D)	2	-	1	-	-	-	1	-	-	-	
33231	Plate work & fabricated structural prod mfg .....	(C)	(D)	(D)	1	-	-	-	-	-	1	-	-	-	
3325	Hardware mfg .....	(G)	(D)	(D)	1	-	-	-	-	-	-	-	-	1	
33251	Hardware mfg .....	(G)	(D)	(D)	1	-	-	-	-	-	-	-	-	1	
3326	Spring & wire product mfg .....	(E)	(D)	(D)	1	-	-	-	-	-	-	1	-	-	
33261	Spring & wire product mfg .....	(E)	(D)	(D)	1	-	-	-	-	-	-	1	-	-	
3327	Mach shops, turn prod, screw, nut, bolt mfg .....	155	1 300	7 455	8	3	2	1	1	1	-	-	-	-	
333	Machinery mfg .....	(C)	(D)	(D)	4	2	1	-	-	-	1	-	-	-	
3336	Engine, turbine & power transmsn equip mfg .....	(C)	(D)	(D)	1	-	-	-	-	-	1	-	-	-	
33361	Engine, turbine & power transmsn equip mfg .....	(C)	(D)	(D)	1	-	-	-	-	-	1	-	-	-	
336	Transportation equipment mfg .....	(E)	(D)	(D)	3	1	-	-	-	-	2	-	-	-	
3363	Motor vehicle parts mfg .....	(C)	(D)	(D)	1	-	-	-	-	-	1	-	-	-	
33632	MV electrical & electronic equipment mfg .....	(C)	(D)	(D)	1	-	-	-	-	-	1	-	-	-	
3365	Railroad rolling stock mfg .....	(C)	(D)	(D)	1	-	-	-	-	-	1	-	-	-	
33651	Railroad rolling stock mfg .....	(C)	(D)	(D)	1	-	-	-	-	-	1	-	-	-	
<b>42</b>	<b>Wholesale trade</b> .....	<b>185</b>	<b>815</b>	<b>3 443</b>	<b>21</b>	<b>12</b>	<b>4</b>	<b>1</b>	<b>4</b>	<b>-</b>	<b>-</b>	<b>-</b>	<b>-</b>	<b>-</b>	
<b>44-45</b>	<b>Retail trade</b> .....	<b>1 095</b>	<b>4 079</b>	<b>18 156</b>	<b>124</b>	<b>69</b>	<b>24</b>	<b>22</b>	<b>6</b>	<b>2</b>	<b>1</b>	<b>-</b>	<b>-</b>	<b>-</b>	
441	Motor vehicle & parts dealers .....	161	871	4 897	20	10	4	4	2	-	-	-	-	-	
445	Food & beverage stores .....	230	699	3 031	16	8	2	2	3	1	-	-	-	-	
4451	Grocery stores .....	(C)	(D)	(D)	14	7	1	2	3	1	-	-	-	-	
44511	Grocery (except convenience) stores .....	205	631	2 724	11	5	1	1	3	1	-	-	-	-	
445110	Grocery (except convenience) stores .....	205	631	2 724	11	5	1	1	3	1	-	-	-	-	
447	Gasoline stations .....	195	535	2 310	22	10	3	8	-	1	-	-	-	-	
4471	Gasoline stations .....	195	535	2 310	22	10	3	8	-	1	-	-	-	-	
44711	Gasoline stations with convenience stores .....	178	455	1 975	19	8	3	7	-	1	-	-	-	-	
447110	Gasoline stations with convenience stores .....	178	455	1 975	19	8	3	7	-	1	-	-	-	-	
452	General merchandise stores .....	223	900	3 439	8	3	3	1	-	-	1	-	-	-	
4521	Department stores .....	(C)	(D)	(D)	1	-	-	-	-	-	1	-	-	-	
45211	Department stores .....	(C)	(D)	(D)	1	-	-	-	-	-	1	-	-	-	
<b>48-49</b>	<b>Transportation &amp; warehousing</b> .....	<b>317</b>	<b>1 984</b>	<b>9 282</b>	<b>40</b>	<b>27</b>	<b>6</b>	<b>3</b>	<b>3</b>	<b>-</b>	<b>1</b>	<b>-</b>	<b>-</b>	<b>-</b>	
484	Truck transportation .....	301	1 930	8 982	35	23	6	2	3	-	1	-	-	-	
4841	General freight trucking .....	237	1 791	8 029	18	12	1	1	3	-	1	-	-	-	
48412	General freight trucking, long-distance .....	233	1 762	7 958	14	8	1	1	3	-	1	-	-	-	
<b>51</b>	<b>Information</b> .....	<b>68</b>	<b>361</b>	<b>1 470</b>	<b>8</b>	<b>3</b>	<b>2</b>	<b>3</b>	<b>-</b>	<b>-</b>	<b>-</b>	<b>-</b>	<b>-</b>	<b>-</b>	
<b>52</b>	<b>Finance &amp; insurance</b> .....	<b>253</b>	<b>1 785</b>	<b>7 669</b>	<b>38</b>	<b>25</b>	<b>8</b>	<b>2</b>	<b>2</b>	<b>1</b>	<b>-</b>	<b>-</b>	<b>-</b>	<b>-</b>	
522	Credit intermediation & related activities .....	212	1 500	6 190	23	12	6	2	2	1	-	-	-	-	
5221	Depository credit intermediation .....	(C)	(D)	(D)	17	6	6	2	2	1	-	-	-	-	
52211	Commercial banking .....	182	1 253	5 315	15	5	6	1	2	1	-	-	-	-	
522110	Commercial banking .....	182	1 253	5 315	15	5	6	1	2	1	-	-	-	-	
<b>53</b>	<b>Real estate &amp; rental &amp; leasing</b> .....	<b>26</b>	<b>99</b>	<b>355</b>	<b>9</b>	<b>6</b>	<b>3</b>	<b>-</b>	<b>-</b>	<b>-</b>	<b>-</b>	<b>-</b>	<b>-</b>	<b>-</b>	
<b>54</b>	<b>Professional, scientific &amp; technical services</b> .....	<b>97</b>	<b>291</b>	<b>1 071</b>	<b>24</b>	<b>19</b>	<b>3</b>	<b>1</b>	<b>1</b>	<b>-</b>	<b>-</b>	<b>-</b>	<b>-</b>	<b>-</b>	
<b>55</b>	<b>Management of companies &amp; enterprises</b> .....	<b>(A)</b>	<b>(D)</b>	<b>(D)</b>	<b>1</b>	<b>-</b>	<b>-</b>	<b>1</b>	<b>-</b>	<b>-</b>	<b>-</b>	<b>-</b>	<b>-</b>	<b>-</b>	
<b>56</b>	<b>Admin, support, waste mgt, remediation services</b> .....	<b>639</b>	<b>2 534</b>	<b>11 933</b>	<b>12</b>	<b>6</b>	<b>1</b>	<b>2</b>	<b>1</b>	<b>1</b>	<b>-</b>	<b>1</b>	<b>-</b>	<b>-</b>	
561	Administrative & support services .....	639	2 534	11 933	12	6	1	2	1	1	-	1	-	-	
5613	Employment services .....	608	2 432	11 232	4	-	-	1	1	1	-	1	-	-	
56132	Temporary help services .....	(F)	(D)	(D)	3	-	-	1	1	-	-	1	-	-	
<b>61</b>	<b>Educational services</b> .....	<b>(A)</b>	<b>(D)</b>	<b>(D)</b>	<b>3</b>	<b>2</b>	<b>1</b>	<b>-</b>	<b>-</b>	<b>-</b>	<b>-</b>	<b>-</b>	<b>-</b>	<b>-</b>	
<b>62</b>	<b>Health care and social assistance</b> .....	<b>534</b>	<b>2 612</b>	<b>11 685</b>	<b>38</b>	<b>22</b>	<b>6</b>	<b>5</b>	<b>2</b>	<b>1</b>	<b>2</b>	<b>-</b>	<b>-</b>	<b>-</b>	
621	Ambulatory health care services .....	167	1 008	4 687	24	15	4	3	1	1	-	-	-	-	
622	Hospitals .....	(C)	(D)	(D)	1	-	-	-	-	-	1	-	-	-	
6221	General medical & surgical hospitals .....	(C)	(D)	(D)	1	-	-	-	-	-	1	-	-	-	
62211	General medical & surgical hospitals .....	(C)	(D)	(D)	1	-	-	-	-	-	1	-	-	-	
623	Nursing & residential care facilities .....	(C)	(D)	(D)	4	3	-	-	-	-	1	-	-	-	
6231	Nursing care facilities .....	(C)	(D)	(D)	2	1	-	-	-	-	1	-	-	-	
62311	Nursing care facilities .....	(C)	(D)	(D)	2	1	-	-	-	-	1	-	-	-	
<b>71</b>	<b>Arts, entertainment &amp; recreation</b> .....	<b>(B)</b>	<b>(D)</b>	<b>(D)</b>	<b>4</b>	<b>2</b>	<b>1</b>	<b>1</b>	<b>-</b>	<b>-</b>	<b>-</b>	<b>-</b>	<b>-</b>	<b>-</b>	

See footnotes at end of table.



**Table 6. Counties—Employees, Payroll, and Establishments by Industry: 2000—Con.**

[Excludes most government employees, railroad employees, and self-employed persons. Size class 1 to 4 includes establishments with payroll, but no employees, during mid-March pay period. (D) denotes figures withheld to avoid disclosing data for individual companies; the data are included in broader industry totals. Detailed industries with 100 or more employees are shown if industry was not a (D). For explanation of terms, abbreviations, and data reliability/comparability, see introductory text]

NAICS code	Industry	Number of employees for week including March 12	Payroll (\$1,000)		Total number of establishments	Number of establishments by employment-size class								
			First quarter	Annual		1 to 4	5 to 9	10 to 19	20 to 49	50 to 99	100 to 249	250 to 499	500 to 999	1,000 or more
<b>HENDERSON—Con.</b>														
<b>72</b>	<b>Accommodation &amp; food services .....</b>	<b>606</b>	<b>1 119</b>	<b>5 132</b>	<b>39</b>	<b>14</b>	<b>5</b>	<b>8</b>	<b>10</b>	<b>2</b>	—	—	—	—
722	Food services & drinking places .....	575	1 055	4 840	30	8	3	7	10	2	—	—	—	—
7221	Full-service restaurants .....	(C)	(D)	(D)	14	5	2	4	2	1	—	—	—	—
72211	Full-service restaurants .....	(C)	(D)	(D)	14	5	2	4	2	1	—	—	—	—
7222	Limited-service eating places .....	363	677	3 110	14	2	—	3	8	1	—	—	—	—
72221	Limited-service eating places .....	363	677	3 110	14	2	—	3	8	1	—	—	—	—
<b>81</b>	<b>Other services (except public administration) .....</b>	<b>226</b>	<b>798</b>	<b>3 404</b>	<b>54</b>	<b>42</b>	<b>9</b>	<b>2</b>	<b>1</b>	—	—	—	—	—
813	Religious, grantmaking, civic, prof & like organizations .....	103	242	1 015	17	12	3	1	1	—	—	—	—	—
<b>95</b>	<b>Auxiliaries (exc corporate, subsidiary &amp; regional mgt) .....</b>	<b>(E)</b>	<b>(D)</b>	<b>(D)</b>	<b>1</b>	—	—	—	—	—	—	<b>1</b>	—	—
<b>99</b>	<b>Unclassified establishments .....</b>	<b>12</b>	<b>30</b>	<b>133</b>	<b>10</b>	<b>9</b>	<b>1</b>	—	—	—	—	—	—	—
<b>HENRY</b>														
	<b>Total .....</b>	<b>10 272</b>	<b>53 417</b>	<b>233 218</b>	<b>747</b>	<b>401</b>	<b>155</b>	<b>94</b>	<b>65</b>	<b>13</b>	<b>11</b>	<b>8</b>	—	—
<b>11</b>	<b>Forestry, fishing, hunting, and agriculture support .....</b>	<b>(C)</b>	<b>(D)</b>	<b>(D)</b>	<b>8</b>	<b>6</b>	—	<b>1</b>	—	—	<b>1</b>	—	—	—
113	Forestry and logging .....	(C)	(D)	(D)	6	4	—	1	—	—	1	—	—	—
1133	Logging .....	(C)	(D)	(D)	6	4	—	1	—	—	1	—	—	—
11331	Logging .....	(C)	(D)	(D)	6	4	—	1	—	—	1	—	—	—
<b>21</b>	<b>Mining .....</b>	<b>(B)</b>	<b>(D)</b>	<b>(D)</b>	<b>1</b>	—	—	—	—	<b>1</b>	—	—	—	—
<b>22</b>	<b>Utilities .....</b>	<b>(A)</b>	<b>(D)</b>	<b>(D)</b>	<b>1</b>	<b>1</b>	—	—	—	—	—	—	—	—
<b>23</b>	<b>Construction .....</b>	<b>400</b>	<b>2 199</b>	<b>10 713</b>	<b>72</b>	<b>52</b>	<b>10</b>	<b>4</b>	<b>5</b>	<b>1</b>	—	—	—	—
235	Special trade contractors .....	219	1 181	5 918	39	27	8	1	3	—	—	—	—	—
<b>31-33</b>	<b>Manufacturing .....</b>	<b>3 358</b>	<b>19 880</b>	<b>83 496</b>	<b>58</b>	<b>20</b>	<b>10</b>	<b>6</b>	<b>9</b>	<b>3</b>	<b>4</b>	<b>6</b>	—	—
311	Food mfg .....	(C)	(D)	(D)	6	4	—	—	1	—	1	—	—	—
3116	Animal slaughtering & processing .....	(C)	(D)	(D)	3	2	—	—	—	—	1	—	—	—
31161	Animal slaughtering & processing .....	(C)	(D)	(D)	3	2	—	—	—	—	1	—	—	—
321	Wood product mfg .....	366	2 084	8 530	9	3	2	1	2	—	—	1	—	—
3219	Other wood product mfg .....	(E)	(D)	(D)	5	2	1	—	1	—	—	1	—	—
32199	All other wood product mfg .....	(E)	(D)	(D)	2	1	—	—	—	—	—	1	—	—
326	Plastics & rubber products mfg .....	(F)	(D)	(D)	4	—	—	—	1	—	1	2	—	—
3261	Plastics product mfg .....	(C)	(D)	(D)	1	—	—	—	—	—	1	—	—	—
32619	Other plastics product mfg .....	(C)	(D)	(D)	1	—	—	—	—	—	1	—	—	—
3262	Rubber product mfg .....	(F)	(D)	(D)	3	—	—	—	1	—	—	2	—	—
32622	Rubber & plastics hoses & belting mfg .....	(E)	(D)	(D)	1	—	—	—	—	—	—	1	—	—
32629	Other rubber product mfg .....	(F)	(D)	(D)	2	—	—	—	1	—	—	1	—	—
327	Nonmetallic mineral product mfg .....	144	624	2 278	4	—	—	1	2	1	—	—	—	—
333	Machinery mfg .....	401	2 827	10 309	6	1	2	—	1	1	—	1	—	—
3332	Industrial machinery mfg .....	(E)	(D)	(D)	1	—	—	—	—	—	—	1	—	—
33321	Sawmill & woodworking machinery mfg .....	(E)	(D)	(D)	1	—	—	—	—	—	—	1	—	—
335	Electrical equip, appliance & component mfg .....	(E)	(D)	(D)	2	1	—	—	—	—	—	1	—	—
3353	Electrical equipment mfg .....	(E)	(D)	(D)	1	—	—	—	—	—	—	1	—	—
33531	Electrical equipment mfg .....	(E)	(D)	(D)	1	—	—	—	—	—	—	1	—	—
336	Transportation equipment mfg .....	(C)	(D)	(D)	1	—	—	—	—	—	1	—	—	—
3363	Motor vehicle parts mfg .....	(C)	(D)	(D)	1	—	—	—	—	—	1	—	—	—
33634	Motor vehicle brake system mfg .....	(C)	(D)	(D)	1	—	—	—	—	—	1	—	—	—
337	Furniture & related product mfg .....	(E)	(D)	(D)	2	1	—	—	—	—	—	1	—	—
3371	HH & institutional furniture & kitchen cabinet mfg .....	(E)	(D)	(D)	1	—	—	—	—	—	—	1	—	—
33712	Household & institutional furniture mfg .....	(E)	(D)	(D)	1	—	—	—	—	—	—	1	—	—
339	Miscellaneous mfg .....	(E)	(D)	(D)	5	3	—	—	—	1	1	—	—	—
3399	Other miscellaneous mfg .....	(E)	(D)	(D)	4	2	—	—	—	1	1	—	—	—
33999	All other misc mfg .....	(E)	(D)	(D)	3	1	—	—	—	1	1	—	—	—
<b>42</b>	<b>Wholesale trade .....</b>	<b>727</b>	<b>4 131</b>	<b>19 019</b>	<b>37</b>	<b>13</b>	<b>10</b>	<b>8</b>	<b>2</b>	<b>2</b>	<b>2</b>	—	—	—
421	Wholesale trade, durable goods .....	302	1 555	6 175	19	6	6	5	1	—	1	—	—	—
4218	Machinery, equipment & supplies whsle .....	197	1 196	4 601	7	1	3	2	—	—	1	—	—	—
42185	Service establishment equip & supplies whsle .....	(C)	(D)	(D)	1	—	—	—	—	—	1	—	—	—
422	Wholesale trade, nondurable goods .....	425	2 576	12 844	18	7	4	3	1	2	1	—	—	—
4224	Grocery & related product whsle .....	340	2 173	11 245	6	2	—	1	—	2	1	—	—	—
42242	Packaged frozen food whsle .....	(C)	(D)	(D)	1	—	—	—	—	—	1	—	—	—

See footnotes at end of table.

**Table 6. Counties—Employees, Payroll, and Establishments by Industry: 2000—Con.**

[Excludes most government employees, railroad employees, and self-employed persons. Size class 1 to 4 includes establishments with payroll, but no employees, during mid-March pay period. (D) denotes figures withheld to avoid disclosing data for individual companies; the data are included in broader industry totals. Detailed industries with 100 or more employees are shown if industry was not a (D). For explanation of terms, abbreviations, and data reliability/comparability, see introductory text]

NAICS code	Industry	Number of employees for week including March 12	Payroll (\$1,000)		Total number of establishments	Number of establishments by employment-size class								
			First quarter	Annual		1 to 4	5 to 9	10 to 19	20 to 49	50 to 99	100 to 249	250 to 499	500 to 999	1,000 or more
<b>HENRY—Con.</b>														
<b>44-45</b>	<b>Retail trade</b> .....	<b>1 451</b>	<b>6 038</b>	<b>26 092</b>	<b>156</b>	<b>75</b>	<b>46</b>	<b>26</b>	<b>8</b>	—	—	—	<b>1</b>	—
441	Motor vehicle & parts dealers .....	173	1 026	4 730	23	15	1	4	3	—	—	—	—	—
4411	Automobile dealers .....	119	821	3 780	13	8	1	1	3	—	—	—	—	—
44111	New car dealers .....	108	769	3 553	7	2	1	1	3	—	—	—	—	—
441110	New car dealers .....	108	769	3 553	7	2	1	1	3	—	—	—	—	—
444	Bldg material & garden equip & supp dealers .....	131	698	3 967	17	6	5	5	1	—	—	—	—	—
4441	Building material & supplies dealers .....	(C)	(D)	(D)	16	6	4	5	1	—	—	—	—	—
44419	Other building material dealers .....	101	595	3 528	11	3	3	4	1	—	—	—	—	—
444190	Other building material dealers .....	101	595	3 528	11	3	3	4	1	—	—	—	—	—
445	Food & beverage stores .....	202	635	2 632	22	8	10	1	3	—	—	—	—	—
4451	Grocery stores .....	170	558	2 309	15	6	5	1	3	—	—	—	—	—
44511	Grocery (except convenience) stores .....	138	471	1 932	9	4	1	1	3	—	—	—	—	—
445110	Grocery (except convenience) stores .....	138	471	1 932	9	4	1	1	3	—	—	—	—	—
452	General merchandise stores .....	466	1 846	7 405	13	7	5	—	—	—	—	—	<b>1</b>	—
4521	Department stores .....	(E)	(D)	(D)	1	—	—	—	—	—	—	—	—	<b>1</b>
45211	Department stores .....	(E)	(D)	(D)	1	—	—	—	—	—	—	—	—	<b>1</b>
<b>48-49</b>	<b>Transportation &amp; warehousing</b> .....	<b>335</b>	<b>2 366</b>	<b>9 572</b>	<b>36</b>	<b>22</b>	<b>5</b>	<b>2</b>	<b>6</b>	<b>1</b>	—	—	—	—
484	Truck transportation .....	234	1 479	6 216	30	20	4	2	3	1	—	—	—	—
4842	Specialized freight trucking .....	144	860	3 659	7	3	—	1	2	1	—	—	—	—
48423	Specialized freight (exc used) trucking, LDist .....	(C)	(D)	(D)	4	1	—	—	2	1	—	—	—	—
<b>51</b>	<b>Information</b> .....	<b>91</b>	<b>476</b>	<b>1 986</b>	<b>9</b>	<b>4</b>	—	<b>4</b>	<b>1</b>	—	—	—	—	—
<b>52</b>	<b>Finance &amp; insurance</b> .....	<b>322</b>	<b>2 253</b>	<b>8 584</b>	<b>42</b>	<b>29</b>	<b>5</b>	<b>4</b>	<b>3</b>	<b>1</b>	—	—	—	—
522	Credit intermediation & related activities .....	290	2 030	7 672	31	20	3	4	3	1	—	—	—	—
5221	Depository credit intermediation .....	(E)	(D)	(D)	19	10	1	4	3	1	—	—	—	—
52211	Commercial banking .....	216	1 391	5 380	15	8	1	3	2	1	—	—	—	—
522110	Commercial banking .....	216	1 391	5 380	15	8	1	3	2	1	—	—	—	—
<b>53</b>	<b>Real estate &amp; rental &amp; leasing</b> .....	<b>59</b>	<b>206</b>	<b>839</b>	<b>20</b>	<b>14</b>	<b>6</b>	—	—	—	—	—	—	—
<b>54</b>	<b>Professional, scientific &amp; technical services</b> .....	<b>239</b>	<b>1 410</b>	<b>6 034</b>	<b>37</b>	<b>20</b>	<b>10</b>	<b>6</b>	<b>1</b>	—	—	—	—	—
541	Professional, scientific & technical services .....	239	1 410	6 034	37	20	10	6	1	—	—	—	—	—
<b>55</b>	<b>Management of companies &amp; enterprises</b> .....	<b>(B)</b>	<b>(D)</b>	<b>(D)</b>	<b>3</b>	<b>1</b>	—	—	<b>1</b>	<b>1</b>	—	—	—	—
<b>56</b>	<b>Admin, support, waste mgt, remediation services</b> .....	<b>(C)</b>	<b>(D)</b>	<b>(D)</b>	<b>23</b>	<b>14</b>	<b>4</b>	<b>1</b>	<b>3</b>	<b>1</b>	—	—	—	—
561	Administrative & support services .....	(C)	(D)	(D)	22	14	3	1	3	1	—	—	—	—
5617	Services to buildings & dwellings .....	129	414	1 894	14	7	3	1	3	—	—	—	—	—
<b>61</b>	<b>Educational services</b> .....	<b>(A)</b>	<b>(D)</b>	<b>(D)</b>	<b>2</b>	<b>2</b>	—	—	—	—	—	—	—	—
<b>62</b>	<b>Health care and social assistance</b> .....	<b>1 269</b>	<b>7 261</b>	<b>33 160</b>	<b>71</b>	<b>32</b>	<b>18</b>	<b>12</b>	<b>5</b>	—	<b>3</b>	<b>1</b>	—	—
621	Ambulatory health care services .....	473	3 765	18 943	50	20	17	8	4	—	<b>1</b>	—	—	—
6211	Offices of physicians .....	175	1 706	9 478	18	6	5	5	2	—	—	—	—	—
62111	Offices of physicians .....	175	1 706	9 478	18	6	5	5	2	—	—	—	—	—
6214	Outpatient care centers .....	(C)	(D)	(D)	4	2	—	1	—	—	<b>1</b>	—	—	—
62142	Outpatient mental health, substance abuse ctrs .....	(C)	(D)	(D)	1	—	—	—	—	—	<b>1</b>	—	—	—
622	Hospitals .....	(E)	(D)	(D)	1	—	—	—	—	—	—	<b>1</b>	—	—
6221	General medical & surgical hospitals .....	(E)	(D)	(D)	1	—	—	—	—	—	—	<b>1</b>	—	—
62211	General medical & surgical hospitals .....	(E)	(D)	(D)	1	—	—	—	—	—	—	<b>1</b>	—	—
623	Nursing & residential care facilities .....	(E)	(D)	(D)	9	3	—	3	1	—	<b>2</b>	—	—	—
6231	Nursing care facilities .....	(E)	(D)	(D)	3	1	—	—	—	—	<b>2</b>	—	—	—
62311	Nursing care facilities .....	(E)	(D)	(D)	3	1	—	—	—	—	<b>2</b>	—	—	—
<b>71</b>	<b>Arts, entertainment &amp; recreation</b> .....	<b>101</b>	<b>357</b>	<b>1 775</b>	<b>15</b>	<b>8</b>	<b>5</b>	<b>1</b>	<b>1</b>	—	—	—	—	—
<b>72</b>	<b>Accommodation &amp; food services</b> .....	<b>866</b>	<b>1 625</b>	<b>7 398</b>	<b>63</b>	<b>23</b>	<b>9</b>	<b>12</b>	<b>17</b>	<b>2</b>	—	—	—	—
722	Food services & drinking places .....	807	1 455	6 524	54	17	8	12	15	2	—	—	—	—
7221	Full-service restaurants .....	356	643	2 988	30	9	6	8	7	—	—	—	—	—
72211	Full-service restaurants .....	356	643	2 988	30	9	6	8	7	—	—	—	—	—
722110	Full-service restaurants .....	356	643	2 988	30	9	6	8	7	—	—	—	—	—
7222	Limited-service eating places .....	436	782	3 420	18	3	1	4	8	2	—	—	—	—
72221	Limited-service eating places .....	436	782	3 420	18	3	1	4	8	2	—	—	—	—
722211	Limited-service restaurants .....	436	782	3 420	18	3	1	4	8	2	—	—	—	—
<b>81</b>	<b>Other services (except public administration)</b> .....	<b>474</b>	<b>1 410</b>	<b>6 130</b>	<b>88</b>	<b>63</b>	<b>16</b>	<b>7</b>	<b>1</b>	—	<b>1</b>	—	—	—
811	Repair & maintenance .....	113	562	2 432	31	23	5	3	—	—	—	—	—	—
812	Personal & laundry services .....	204	428	1 981	15	8	3	3	—	—	<b>1</b>	—	—	—
8121	Personal care services .....	153	205	831	5	1	3	—	—	—	<b>1</b>	—	—	—
81219	Other personal care services .....	(C)	(D)	(D)	1	—	—	—	—	—	<b>1</b>	—	—	—
813	Religious, grantmaking, civic, prof & like organizations .....	157	420	1 717	42	32	8	1	1	—	—	—	—	—
8131	Religious organizations .....	123	316	1 302	29	20	7	1	1	—	—	—	—	—
81311	Religious organizations .....	123	316	1 302	29	20	7	1	1	—	—	—	—	—
813110	Religious organizations .....	123	316	1 302	29	20	7	1	1	—	—	—	—	—
<b>95</b>	<b>Auxiliaries (exc corporate, subsidiary &amp; regional mgt)</b> .....	<b>(B)</b>	<b>(D)</b>	<b>(D)</b>	<b>2</b>	—	—	—	<b>2</b>	—	—	—	—	—
<b>99</b>	<b>Unclassified establishments</b> .....	<b>7</b>	<b>19</b>	<b>169</b>	<b>3</b>	<b>2</b>	<b>1</b>	—	—	—	—	—	—	—

See footnotes at end of table.

**Table 6. Counties—Employees, Payroll, and Establishments by Industry: 2000—Con.**

[Excludes most government employees, railroad employees, and self-employed persons. Size class 1 to 4 includes establishments with payroll, but no employees, during mid-March pay period. (D) denotes figures withheld to avoid disclosing data for individual companies; the data are included in broader industry totals. Detailed industries with 100 or more employees are shown if industry was not a (D). For explanation of terms, abbreviations, and data reliability/comparability, see introductory text]

NAICS code	Industry	Number of employees for week including March 12	Payroll (\$1,000)		Total number of establishments	Number of establishments by employment-size class								
			First quarter	Annual		1 to 4	5 to 9	10 to 19	20 to 49	50 to 99	100 to 249	250 to 499	500 to 999	1,000 or more
<b>HICKMAN</b>														
	<b>Total</b> .....	<b>2 338</b>	<b>12 418</b>	<b>48 906</b>	<b>307</b>	<b>189</b>	<b>57</b>	<b>38</b>	<b>17</b>	<b>1</b>	<b>5</b>			
21	Mining .....	(A)	(D)	(D)	1	-	-	1	-	-	-	-	-	-
22	Utilities .....	(B)	(D)	(D)	2	-	-	1	1	-	-	-	-	-
23	Construction .....	268	1 831	6 427	51	35	7	6	3	-	-	-	-	-
235	Special trade contractors .....	225	1 615	5 453	39	25	6	5	3	-	-	-	-	-
31-33	<b>Manufacturing</b> .....	<b>672</b>	<b>4 242</b>	<b>17 016</b>	<b>27</b>	<b>12</b>	<b>4</b>	<b>3</b>	<b>4</b>	<b>1</b>	<b>3</b>			
321	Wood product mfg .....	161	883	3 349	10	4	3	1	1	1	-	-	-	-
3211	Sawmills & wood preservation .....	112	516	2 162	5	2	2	-	-	1	-	-	-	-
32111	Sawmills & wood preservation .....	112	516	2 162	5	2	2	-	-	1	-	-	-	-
321113	Sawmills .....	112	516	2 162	5	2	2	-	-	1	-	-	-	-
326	Plastics & rubber products mfg .....	(C)	(D)	(D)	1	-	-	-	-	-	1	-	-	-
3261	Plastics product mfg .....	(C)	(D)	(D)	1	-	-	-	-	-	1	-	-	-
32611	Unsupported plastics film, sheet, & bag mfg ..	(C)	(D)	(D)	1	-	-	-	-	-	1	-	-	-
339	Miscellaneous mfg .....	292	2 219	8 962	3	-	-	-	1	-	2	-	-	-
3399	Other miscellaneous mfg .....	(E)	(D)	(D)	2	-	-	-	-	-	2	-	-	-
33995	Sign mfg .....	(C)	(D)	(D)	1	-	-	-	-	-	1	-	-	-
33999	All other misc mfg .....	(C)	(D)	(D)	1	-	-	-	-	-	1	-	-	-
42	Wholesale trade .....	48	289	1 221	10	5	3	2	-	-	-	-	-	-
44-45	<b>Retail trade</b> .....	<b>332</b>	<b>1 160</b>	<b>4 847</b>	<b>68</b>	<b>44</b>	<b>13</b>	<b>6</b>	<b>5</b>					
445	Food & beverage stores .....	132	421	1 691	13	5	1	3	4	-	-	-	-	-
4451	Grocery stores .....	132	421	1 691	13	5	1	3	4	-	-	-	-	-
44511	Grocery (except convenience) stores .....	(C)	(D)	(D)	11	4	-	3	4	-	-	-	-	-
48-49	<b>Transportation &amp; warehousing</b> .....	<b>50</b>	<b>373</b>	<b>1 302</b>	<b>11</b>	<b>8</b>		<b>3</b>						
51	Information .....	17	139	572	5	4	1	-	-	-	-	-	-	-
52	Finance & insurance .....	89	559	2 174	12	7	2	2	1	-	-	-	-	-
53	Real estate & rental & leasing .....	22	46	203	8	7	-	1	-	-	-	-	-	-
54	Professional, scientific & technical services .....	(B)	(D)	(D)	13	11	2	-	-	-	-	-	-	-
56	Admin, support, waste mgt, remediation services .....	24	90	387	11	10	1	-	-	-	-	-	-	-
62	<b>Health care and social assistance</b> .....	<b>414</b>	<b>2 018</b>	<b>8 130</b>	<b>31</b>	<b>13</b>	<b>10</b>	<b>5</b>	<b>1</b>		<b>2</b>			
622	Hospitals .....	(C)	(D)	(D)	1	-	-	-	-	-	1	-	-	-
6221	General medical & surgical hospitals .....	(C)	(D)	(D)	1	-	-	-	-	-	1	-	-	-
62211	General medical & surgical hospitals .....	(C)	(D)	(D)	1	-	-	-	-	-	1	-	-	-
623	Nursing & residential care facilities .....	(C)	(D)	(D)	1	-	-	-	-	-	1	-	-	-
6231	Nursing care facilities .....	(C)	(D)	(D)	1	-	-	-	-	-	1	-	-	-
62311	Nursing care facilities .....	(C)	(D)	(D)	1	-	-	-	-	-	1	-	-	-
624	Social assistance .....	125	521	2 122	14	3	8	2	1	-	-	-	-	-
71	Arts, entertainment & recreation .....	8	36	157	3	3	-	-	-	-	-	-	-	-
72	Accommodation & food services .....	(C)	(D)	(D)	21	11	5	4	1	-	-	-	-	-
722	Food services & drinking places .....	127	222	951	20	10	5	4	1	-	-	-	-	-
81	Other services (except public administration) .....	156	544	2 404	29	16	9	3	1	-	-	-	-	-
99	Unclassified establishments .....	(A)	(D)	(D)	4	3	-	1	-	-	-	-	-	-
<b>HOUSTON</b>														
	<b>Total</b> .....	<b>1 091</b>	<b>5 078</b>	<b>21 219</b>	<b>110</b>	<b>64</b>	<b>21</b>	<b>16</b>	<b>4</b>	<b>4</b>	<b>1</b>			
11	Forestry, fishing, hunting, and agriculture support .....	9	28	130	3	2	1	-	-	-	-	-	-	-
22	Utilities .....	(A)	(D)	(D)	1	-	-	1	-	-	-	-	-	-
23	Construction .....	67	299	1 182	17	13	3	-	1	-	-	-	-	-
31-33	<b>Manufacturing</b> .....	<b>306</b>	<b>1 482</b>	<b>6 219</b>	<b>10</b>	<b>2</b>		<b>4</b>	<b>2</b>	<b>2</b>				
42	Wholesale trade .....	10	28	119	4	3	1	-	-	-	-	-	-	-
44-45	<b>Retail trade</b> .....	<b>158</b>	<b>542</b>	<b>2 383</b>	<b>25</b>	<b>14</b>	<b>7</b>	<b>3</b>	<b>1</b>					
48-49	<b>Transportation &amp; warehousing</b> .....	<b>(A)</b>	<b>(D)</b>	<b>(D)</b>	<b>2</b>	<b>1</b>		<b>1</b>						
51	Information .....	(A)	(D)	(D)	1	-	-	1	-	-	-	-	-	-
52	Finance & insurance .....	27	154	764	7	5	1	1	-	-	-	-	-	-
53	Real estate & rental & leasing .....	(A)	(D)	(D)	2	2	-	-	-	-	-	-	-	-
54	Professional, scientific & technical services .....	(A)	(D)	(D)	3	3	-	-	-	-	-	-	-	-
56	Admin, support, waste mgt, remediation services .....	(B)	(D)	(D)	2	1	-	-	-	1	-	-	-	-
61	Educational services .....	(A)	(D)	(D)	1	1	-	-	-	-	-	-	-	-
62	<b>Health care and social assistance</b> .....	<b>296</b>	<b>1 640</b>	<b>6 782</b>	<b>13</b>	<b>4</b>	<b>4</b>	<b>3</b>		<b>1</b>	<b>1</b>			
623	Nursing & residential care facilities .....	(C)	(D)	(D)	1	-	-	-	-	-	1	-	-	-
6231	Nursing care facilities .....	(C)	(D)	(D)	1	-	-	-	-	-	1	-	-	-
62311	Nursing care facilities .....	(C)	(D)	(D)	1	-	-	-	-	-	1	-	-	-
72	Accommodation & food services .....	53	118	500	9	5	2	2	-	-	-	-	-	-

See footnotes at end of table.

**Table 6. Counties—Employees, Payroll, and Establishments by Industry: 2000—Con.**

[Excludes most government employees, railroad employees, and self-employed persons. Size class 1 to 4 includes establishments with payroll, but no employees, during mid-March pay period. (D) denotes figures withheld to avoid disclosing data for individual companies; the data are included in broader industry totals. Detailed industries with 100 or more employees are shown if industry was not a (D). For explanation of terms, abbreviations, and data reliability/comparability, see introductory text]

NAICS code	Industry	Number of employees for week including March 12	Payroll (\$1,000)		Total number of establishments	Number of establishments by employment-size class								
			First quarter	Annual		1 to 4	5 to 9	10 to 19	20 to 49	50 to 99	100 to 249	250 to 499	500 to 999	1,000 or more
<b>HOUSTON—Con.</b>														
81	<b>Other services (except public administration)</b>	23	67	265	9	7	2	—	—	—	—	—	—	—
99	<b>Unclassified establishments</b>	(A)	(D)	(D)	1	1	—	—	—	—	—	—	—	—
<b>HUMPHREYS</b>														
	<b>Total</b>	<b>4 675</b>	<b>42 325</b>	<b>156 181</b>	<b>320</b>	<b>150</b>	<b>79</b>	<b>49</b>	<b>24</b>	<b>9</b>	<b>8</b>	<b>—</b>	<b>1</b>	<b>—</b>
11	<b>Forestry, fishing, hunting, and agriculture support</b>	(A)	(D)	(D)	2	1	1	—	—	—	—	—	—	—
21	<b>Mining</b>	(A)	(D)	(D)	1	—	—	1	—	—	—	—	—	—
22	<b>Utilities</b>	(B)	(D)	(D)	1	—	—	—	1	—	—	—	—	—
23	<b>Construction</b>	531	4 226	18 019	30	10	8	4	6	1	1	—	—	—
234	Heavy construction	121	1 061	5 606	4	—	—	1	3	—	—	—	—	—
235	Special trade contractors	321	2 622	10 554	16	7	4	1	2	1	1	—	—	—
2359	Other special trade contractors	(C)	(D)	(D)	4	2	1	—	—	—	1	—	—	—
23599	All other special trade contractors	(C)	(D)	(D)	3	2	—	—	—	—	1	—	—	—
31-33	<b>Manufacturing</b>	2 017	28 706	98 415	28	8	2	6	3	3	5	—	1	—
316	Leather & allied product mfg	(C)	(D)	(D)	1	—	—	—	—	—	1	—	—	—
3162	Footwear mfg	(C)	(D)	(D)	1	—	—	—	—	—	1	—	—	—
31621	Footwear mfg	(C)	(D)	(D)	1	—	—	—	—	—	1	—	—	—
322	Paper mfg	(C)	(D)	(D)	1	—	—	—	—	—	1	—	—	—
3221	Pulp, paper & paperboard mills	(C)	(D)	(D)	1	—	—	—	—	—	1	—	—	—
32213	Paperboard mills	(C)	(D)	(D)	1	—	—	—	—	—	1	—	—	—
325	Chemical mfg	(F)	(D)	(D)	6	2	—	—	2	—	1	—	1	—
3251	Basic chemical mfg	(F)	(D)	(D)	5	2	—	—	1	—	1	—	1	—
32513	Synthetic dye & pigment mfg	(F)	(D)	(D)	1	—	—	—	—	—	—	—	—	—
32518	Other basic inorganic chemical mfg	(C)	(D)	(D)	1	—	—	—	—	—	1	—	—	—
326	Plastics & rubber products mfg	(E)	(D)	(D)	2	—	—	—	—	1	1	—	—	—
3261	Plastics product mfg	(C)	(D)	(D)	1	—	—	—	—	—	1	—	—	—
32619	Other plastics product mfg	(C)	(D)	(D)	1	—	—	—	—	—	1	—	—	—
331	Primary metal mfg	(C)	(D)	(D)	1	—	—	—	—	—	1	—	—	—
3313	Alumina & aluminum production & processing	(C)	(D)	(D)	1	—	—	—	—	—	1	—	—	—
33131	Alumina & aluminum production & processing	(C)	(D)	(D)	1	—	—	—	—	—	1	—	—	—
332	Fabricated metal product mfg	187	1 484	5 231	7	—	1	4	—	2	—	—	—	—
42	<b>Wholesale trade</b>	84	621	2 734	12	6	—	6	—	—	—	—	—	—
44-45	<b>Retail trade</b>	676	2 542	10 894	76	35	21	12	6	1	1	—	—	—
445	Food & beverage stores	200	555	2 420	18	5	6	4	2	1	—	—	—	—
4451	Grocery stores	179	511	2 228	13	2	5	3	2	1	—	—	—	—
44511	Grocery (except convenience) stores	160	496	2 126	10	2	2	3	2	1	—	—	—	—
445110	Grocery (except convenience) stores	160	496	2 126	10	2	2	3	2	1	—	—	—	—
447	Gasoline stations	135	417	1 509	14	5	5	1	3	—	—	—	—	—
4471	Gasoline stations	135	417	1 509	14	5	5	1	3	—	—	—	—	—
44711	Gasoline stations with convenience stores	120	369	1 313	10	2	4	1	3	—	—	—	—	—
447110	Gasoline stations with convenience stores	120	369	1 313	10	2	4	1	3	—	—	—	—	—
452	General merchandise stores	(C)	(D)	(D)	4	—	3	—	—	—	1	—	—	—
4521	Department stores	(C)	(D)	(D)	1	—	—	—	—	—	1	—	—	—
45211	Department stores	(C)	(D)	(D)	1	—	—	—	—	—	1	—	—	—
48-49	<b>Transportation &amp; warehousing</b>	161	1 100	5 025	17	7	6	3	—	1	—	—	—	—
484	Truck transportation	107	703	3 049	11	6	4	—	—	1	—	—	—	—
51	<b>Information</b>	35	172	705	6	3	2	1	—	—	—	—	—	—
52	<b>Finance &amp; insurance</b>	63	402	1 682	16	9	6	1	—	—	—	—	—	—
53	<b>Real estate &amp; rental &amp; leasing</b>	23	84	362	5	3	1	1	—	—	—	—	—	—
54	<b>Professional, scientific &amp; technical services</b>	58	327	1 416	11	6	3	2	—	—	—	—	—	—
56	<b>Admin, support, waste mgt, remediation services</b>	(B)	(D)	(D)	8	6	1	1	—	—	—	—	—	—
61	<b>Educational services</b>	(A)	(D)	(D)	1	—	—	1	—	—	—	—	—	—
62	<b>Health care and social assistance</b>	413	2 151	8 694	27	10	9	3	3	1	1	—	—	—
622	Hospitals	(C)	(D)	(D)	2	—	—	1	—	—	1	—	—	—
6221	General medical & surgical hospitals	(C)	(D)	(D)	2	—	—	1	—	—	1	—	—	—
62211	General medical & surgical hospitals	(C)	(D)	(D)	2	—	—	1	—	—	1	—	—	—
623	Nursing & residential care facilities	(C)	(D)	(D)	2	—	—	—	1	1	—	—	—	—
71	<b>Arts, entertainment &amp; recreation</b>	(B)	(D)	(D)	7	3	3	1	—	—	—	—	—	—
72	<b>Accommodation &amp; food services</b>	322	610	2 869	29	11	7	5	5	1	—	—	—	—
722	Food services & drinking places	250	431	2 023	19	6	4	4	4	1	—	—	—	—
7221	Full-service restaurants	166	277	1 341	13	6	1	3	2	1	—	—	—	—
72211	Full-service restaurants	166	277	1 341	13	6	1	3	2	1	—	—	—	—
722110	Full-service restaurants	166	277	1 341	13	6	1	3	2	1	—	—	—	—
81	<b>Other services (except public administration)</b>	113	409	1 629	37	27	9	1	—	—	—	—	—	—

See footnotes at end of table.

**Table 6. Counties—Employees, Payroll, and Establishments by Industry: 2000—Con.**

[Excludes most government employees, railroad employees, and self-employed persons. Size class 1 to 4 includes establishments with payroll, but no employees, during mid-March pay period. (D) denotes figures withheld to avoid disclosing data for individual companies; the data are included in broader industry totals. Detailed industries with 100 or more employees are shown if industry was not a (D). For explanation of terms, abbreviations, and data reliability/comparability, see introductory text]

NAICS code	Industry	Number of employees for week including March 12	Payroll (\$1,000)		Total number of establishments	Number of establishments by employment-size class									
			First quarter	Annual		1 to 4	5 to 9	10 to 19	20 to 49	50 to 99	100 to 249	250 to 499	500 to 999	1,000 or more	
<b>HUMPHREYS—Con.</b>															
95	<b>Auxiliaries (exc corporate, subsidiary &amp; regional mgt) .....</b>	(B)	(D)	(D)	1	—	—	—	—	1	—	—	—	—	
99	<b>Unclassified establishments .....</b>	1	2	70	5	5	—	—	—	—	—	—	—	—	
<b>JACKSON</b>															
	<b>Total .....</b>	1 603	8 753	36 077	109	74	14	9	5	2	4	1	—	—	
11	<b>Forestry, fishing, hunting, and agriculture support .....</b>	(A)	(D)	(D)	1	1	—	—	—	—	—	—	—	—	
22	<b>Utilities .....</b>	(A)	(D)	(D)	1	—	1	—	—	—	—	—	—	—	
23	<b>Construction .....</b>	95	410	2 127	16	8	4	3	1	—	—	—	—	—	
31-33	<b>Manufacturing .....</b>	905	5 098	20 661	7	2	—	—	—	2	2	1	—	—	
315	Apparel manufacturing .....	(C)	(D)	(D)	1	—	—	—	—	—	1	—	—	—	
3152	Cut & sew apparel mfg .....	(C)	(D)	(D)	1	—	—	—	—	—	1	—	—	—	
31523	Women's, girls' cut & sew apparel mfg .....	(C)	(D)	(D)	1	—	—	—	—	—	1	—	—	—	
331	Primary metal mfg .....	(E)	(D)	(D)	1	—	—	—	—	—	—	1	—	—	
3313	Alumina & aluminum production & processing ..	(E)	(D)	(D)	1	—	—	—	—	—	—	1	—	—	
33131	Alumina & aluminum production & processing .....	(E)	(D)	(D)	1	—	—	—	—	—	—	1	—	—	
336	Transportation equipment mfg .....	(C)	(D)	(D)	1	—	—	—	—	—	1	—	—	—	
3363	Motor vehicle parts mfg .....	(C)	(D)	(D)	1	—	—	—	—	—	1	—	—	—	
33639	Other motor vehicle parts mfg .....	(C)	(D)	(D)	1	—	—	—	—	—	1	—	—	—	
42	<b>Wholesale trade .....</b>	(A)	(D)	(D)	2	2	—	—	—	—	—	—	—	—	
44-45	<b>Retail trade .....</b>	139	370	1 567	33	25	5	1	2	—	—	—	—	—	
48-49	<b>Transportation &amp; warehousing .....</b>	4	16	138	4	4	—	—	—	—	—	—	—	—	
51	<b>Information .....</b>	(C)	(D)	(D)	2	1	—	—	—	—	1	—	—	—	
513	Broadcasting & telecommunications .....	(C)	(D)	(D)	2	1	—	—	—	—	1	—	—	—	
5133	Telecommunications .....	(C)	(D)	(D)	1	—	—	—	—	—	1	—	—	—	
51331	Wired telecommunications carriers .....	(C)	(D)	(D)	1	—	—	—	—	—	1	—	—	—	
52	<b>Finance &amp; insurance .....</b>	(B)	(D)	(D)	7	5	—	1	1	—	—	—	—	—	
53	<b>Real estate &amp; rental &amp; leasing .....</b>	(A)	(D)	(D)	3	3	—	—	—	—	—	—	—	—	
54	<b>Professional, scientific &amp; technical services .....</b>	10	43	144	6	6	—	—	—	—	—	—	—	—	
56	<b>Admin, support, waste mgt, remediation services .....</b>	(B)	(D)	(D)	5	4	—	1	—	—	—	—	—	—	
62	<b>Health care and social assistance .....</b>	163	585	2 575	6	1	2	2	—	1	—	—	—	—	
623	Nursing & residential care facilities .....	(C)	(D)	(D)	1	—	—	—	—	—	1	—	—	—	
6231	Nursing care facilities .....	(C)	(D)	(D)	1	—	—	—	—	—	1	—	—	—	
62311	Nursing care facilities .....	(C)	(D)	(D)	1	—	—	—	—	—	1	—	—	—	
71	<b>Arts, entertainment &amp; recreation .....</b>	(A)	(D)	(D)	1	1	—	—	—	—	—	—	—	—	
72	<b>Accommodation &amp; food services .....</b>	(B)	(D)	(D)	6	3	2	—	1	—	—	—	—	—	
81	<b>Other services (except public administration) .....</b>	25	90	357	9	8	—	1	—	—	—	—	—	—	
<b>JEFFERSON</b>															
	<b>Total .....</b>	10 636	55 133	230 021	649	364	120	71	54	22	11	5	2	—	
11	<b>Forestry, fishing, hunting, and agriculture support .....</b>	(A)	(D)	(D)	1	1	—	—	—	—	—	—	—	—	
21	<b>Mining .....</b>	(E)	(D)	(D)	6	—	2	1	—	2	1	—	—	—	
212	Mining (except oil & gas) .....	(E)	(D)	(D)	6	—	2	1	—	2	1	—	—	—	
2122	Metal ore mining .....	(E)	(D)	(D)	3	—	—	—	—	2	1	—	—	—	
21223	Copper, nickel, lead & zinc mining .....	(E)	(D)	(D)	3	—	—	—	—	2	1	—	—	—	
22	<b>Utilities .....</b>	(B)	(D)	(D)	1	—	—	—	—	1	—	—	—	—	
23	<b>Construction .....</b>	685	5 306	20 848	71	49	13	5	2	1	—	1	—	—	
233	Building, developing & general contracting .....	(C)	(D)	(D)	23	14	5	3	1	—	—	—	—	—	
234	Heavy construction .....	(E)	(D)	(D)	9	6	2	—	—	—	—	1	—	—	
2349	Other heavy construction .....	(E)	(D)	(D)	9	6	2	—	—	—	—	1	—	—	
23492	Pwr, communication transmsn line construction .....	(E)	(D)	(D)	1	—	—	—	—	—	—	1	—	—	
235	Special trade contractors .....	229	1 802	7 335	39	29	6	2	1	1	—	—	—	—	
2359	Other special trade contractors .....	118	1 123	4 374	12	9	1	1	—	1	—	—	—	—	

See footnotes at end of table.

**Table 6. Counties—Employees, Payroll, and Establishments by Industry: 2000—Con.**

[Excludes most government employees, railroad employees, and self-employed persons. Size class 1 to 4 includes establishments with payroll, but no employees, during mid-March pay period. (D) denotes figures withheld to avoid disclosing data for individual companies; the data are included in broader industry totals. Detailed industries with 100 or more employees are shown if industry was not a (D). For explanation of terms, abbreviations, and data reliability/comparability, see introductory text]

NAICS code	Industry	Number of employees for week including March 12	Payroll (\$1,000)		Total number of establishments	Number of establishments by employment-size class								
			First quarter	Annual		1 to 4	5 to 9	10 to 19	20 to 49	50 to 99	100 to 249	250 to 499	500 to 999	1,000 or more
<b>JEFFERSON—Con.</b>														
<b>31-33</b>	<b>Manufacturing</b>	<b>3 138</b>	<b>17 676</b>	<b>74 728</b>	<b>54</b>	<b>13</b>	<b>13</b>	<b>7</b>	<b>7</b>	<b>5</b>	<b>6</b>	<b>2</b>	<b>1</b>	<b>-</b>
311	Food mfg	(E)	(D)	(D)	3	-	-	1	-	1	1	-	-	-
3114	Fruit & veg preserving & specialty food mfg	(C)	(D)	(D)	1	-	-	-	-	-	1	-	-	-
31142	Fruit & veg canning, pickling & drying	(C)	(D)	(D)	1	-	-	-	-	-	1	-	-	-
313	Textile mills	(C)	(D)	(D)	2	-	1	-	-	-	1	-	-	-
3133	Textile, fabric finishing, fabric coating mills	(C)	(D)	(D)	2	-	1	-	-	-	1	-	-	-
31331	Textile & fabric finishing mills	(C)	(D)	(D)	2	-	1	-	-	-	1	-	-	-
316	Leather & allied product mfg	(F)	(D)	(D)	3	2	-	-	-	-	-	-	1	-
3169	Other leather & allied product mfg	(F)	(D)	(D)	2	1	-	-	-	-	-	-	1	-
31699	Other leather & allied product mfg	(F)	(D)	(D)	2	1	-	-	-	-	-	-	1	-
321	Wood product mfg	399	2 281	9 047	8	1	2	1	1	2	1	-	-	-
3219	Other wood product mfg	(E)	(D)	(D)	6	-	1	1	1	2	1	-	-	-
32191	Millwork	(C)	(D)	(D)	3	-	-	1	1	1	-	-	-	-
32199	All other wood product mfg	(E)	(D)	(D)	2	-	-	-	-	1	1	-	-	-
322	Paper mfg	(E)	(D)	(D)	1	-	-	-	-	-	-	1	-	-
3222	Converted paper product mfg	(E)	(D)	(D)	1	-	-	-	-	-	-	1	-	-
32223	Stationery product mfg	(E)	(D)	(D)	1	-	-	-	-	-	-	1	-	-
332	Fabricated metal product mfg	145	1 357	5 791	6	3	1	1	-	-	1	-	-	-
3324	Boiler, tank & shipping container mfg	(C)	(D)	(D)	1	-	-	-	-	-	1	-	-	-
33243	Light gauge metal container mfg	(C)	(D)	(D)	1	-	-	-	-	-	1	-	-	-
333	Machinery mfg	(C)	(D)	(D)	2	1	-	-	-	-	1	-	-	-
3332	Industrial machinery mfg	(C)	(D)	(D)	1	-	-	-	-	-	1	-	-	-
33329	Other industrial machinery mfg	(C)	(D)	(D)	1	-	-	-	-	-	1	-	-	-
336	Transportation equipment mfg	(C)	(D)	(D)	1	-	-	-	-	-	1	-	-	-
3366	Ship & boat building	(C)	(D)	(D)	1	-	-	-	-	-	1	-	-	-
33661	Ship & boat building	(C)	(D)	(D)	1	-	-	-	-	-	1	-	-	-
337	Furniture & related product mfg	451	2 165	9 898	8	1	3	2	1	-	-	1	-	-
3371	HH & institutional furniture & kitchen cabinet mfg	(E)	(D)	(D)	7	1	2	2	1	-	-	1	-	-
33712	Household & institutional furniture mfg	(E)	(D)	(D)	6	-	2	2	1	-	-	1	-	-
<b>42</b>	<b>Wholesale trade</b>	<b>329</b>	<b>3 423</b>	<b>11 798</b>	<b>37</b>	<b>16</b>	<b>9</b>	<b>7</b>	<b>5</b>	<b>-</b>	<b>-</b>	<b>-</b>	<b>-</b>	<b>-</b>
421	Wholesale trade, durable goods	246	2 873	9 538	29	13	8	5	3	-	-	-	-	-
<b>44-45</b>	<b>Retail trade</b>	<b>1 549</b>	<b>6 230</b>	<b>26 807</b>	<b>118</b>	<b>59</b>	<b>30</b>	<b>13</b>	<b>11</b>	<b>4</b>	<b>-</b>	<b>1</b>	<b>-</b>	<b>-</b>
441	Motor vehicle & parts dealers	116	661	3 185	14	8	1	3	2	-	-	-	-	-
445	Food & beverage stores	(E)	(D)	(D)	13	5	2	1	3	2	-	-	-	-
4451	Grocery stores	330	920	3 966	12	4	2	1	3	2	-	-	-	-
44511	Grocery (except convenience) stores	330	920	3 966	12	4	2	1	3	2	-	-	-	-
445110	Grocery (except convenience) stores	330	920	3 966	12	4	2	1	3	2	-	-	-	-
447	Gasoline stations	309	1 078	4 676	28	9	14	1	3	1	-	-	-	-
4471	Gasoline stations	309	1 078	4 676	28	9	14	1	3	1	-	-	-	-
44711	Gasoline stations with convenience stores	209	730	3 245	24	7	14	1	1	1	-	-	-	-
447110	Gasoline stations with convenience stores	209	730	3 245	24	7	14	1	1	1	-	-	-	-
44719	Other gasoline stations	100	348	1 431	4	2	-	-	2	-	-	-	-	-
447190	Other gasoline stations	100	348	1 431	4	2	-	-	2	-	-	-	-	-
452	General merchandise stores	430	1 815	6 924	8	2	4	-	1	-	-	1	-	-
4529	Other general merchandise stores	430	1 815	6 924	8	2	4	-	1	-	-	1	-	-
45291	Warehouse clubs & superstores	(E)	(D)	(D)	1	-	-	-	-	-	-	1	-	-
<b>48-49</b>	<b>Transportation &amp; warehousing</b>	<b>451</b>	<b>4 183</b>	<b>17 040</b>	<b>23</b>	<b>8</b>	<b>8</b>	<b>3</b>	<b>1</b>	<b>2</b>	<b>1</b>	<b>-</b>	<b>-</b>	<b>-</b>
484	Truck transportation	(E)	(D)	(D)	21	7	8	2	1	2	1	-	-	-
4841	General freight trucking	268	3 185	12 981	9	4	3	-	-	1	1	-	-	-
48412	General freight trucking, long-distance	268	3 185	12 981	9	4	3	-	-	1	1	-	-	-
4842	Specialized freight trucking	(C)	(D)	(D)	12	3	5	2	1	1	-	-	-	-
48422	Specialized freight (exc used) trucking, local	169	977	4 001	11	2	5	2	1	1	-	-	-	-
484220	Specialized freight (exc used) trucking, local	169	977	4 001	11	2	5	2	1	1	-	-	-	-
<b>51</b>	<b>Information</b>	<b>43</b>	<b>201</b>	<b>844</b>	<b>7</b>	<b>4</b>	<b>2</b>	<b>-</b>	<b>1</b>	<b>-</b>	<b>-</b>	<b>-</b>	<b>-</b>	<b>-</b>
<b>52</b>	<b>Finance &amp; insurance</b>	<b>152</b>	<b>1 034</b>	<b>4 957</b>	<b>39</b>	<b>31</b>	<b>4</b>	<b>2</b>	<b>2</b>	<b>-</b>	<b>-</b>	<b>-</b>	<b>-</b>	<b>-</b>
522	Credit intermediation & related activities	112	785	3 881	18	11	3	2	2	-	-	-	-	-
<b>53</b>	<b>Real estate &amp; rental &amp; leasing</b>	<b>46</b>	<b>172</b>	<b>836</b>	<b>19</b>	<b>18</b>	<b>-</b>	<b>-</b>	<b>1</b>	<b>-</b>	<b>-</b>	<b>-</b>	<b>-</b>	<b>-</b>
<b>54</b>	<b>Professional, scientific &amp; technical services</b>	<b>223</b>	<b>987</b>	<b>4 616</b>	<b>42</b>	<b>34</b>	<b>4</b>	<b>3</b>	<b>-</b>	<b>1</b>	<b>-</b>	<b>-</b>	<b>-</b>	<b>-</b>
541	Professional, scientific & technical services	223	987	4 616	42	34	4	3	-	1	-	-	-	-
5416	Management, sci & tech consulting services	(C)	(D)	(D)	4	2	1	-	-	1	-	-	-	-
54161	Management consulting services	(C)	(D)	(D)	4	2	1	-	-	1	-	-	-	-
<b>55</b>	<b>Management of companies &amp; enterprises</b>	<b>(B)</b>	<b>(D)</b>	<b>(D)</b>	<b>1</b>	<b>-</b>	<b>-</b>	<b>-</b>	<b>-</b>	<b>1</b>	<b>-</b>	<b>-</b>	<b>-</b>	<b>-</b>
<b>56</b>	<b>Admin, support, waste mgt, remediation services</b>	<b>347</b>	<b>1 039</b>	<b>4 914</b>	<b>16</b>	<b>10</b>	<b>3</b>	<b>1</b>	<b>1</b>	<b>-</b>	<b>-</b>	<b>1</b>	<b>-</b>	<b>-</b>
561	Administrative & support services	347	1 039	4 914	16	10	3	1	1	-	-	1	-	-
5613	Employment services	310	910	4 278	3	-	-	1	1	-	-	1	-	-
56132	Temporary help services	(E)	(D)	(D)	2	-	-	1	-	-	-	1	-	-
<b>61</b>	<b>Educational services</b>	<b>(F)</b>	<b>(D)</b>	<b>(D)</b>	<b>7</b>	<b>3</b>	<b>1</b>	<b>1</b>	<b>1</b>	<b>-</b>	<b>-</b>	<b>-</b>	<b>1</b>	<b>-</b>
611	Educational services	(F)	(D)	(D)	7	3	1	1	1	-	-	-	1	-
6113	Colleges, universities & professional schools	(F)	(D)	(D)	1	-	-	-	-	-	-	-	1	-
61131	Colleges, universities & professional schools	(F)	(D)	(D)	1	-	-	-	-	-	-	-	1	-

See footnotes at end of table.

**Table 6. Counties—Employees, Payroll, and Establishments by Industry: 2000—Con.**

[Excludes most government employees, railroad employees, and self-employed persons. Size class 1 to 4 includes establishments with payroll, but no employees, during mid-March pay period. (D) denotes figures withheld to avoid disclosing data for individual companies; the data are included in broader industry totals. Detailed industries with 100 or more employees are shown if industry was not a (D). For explanation of terms, abbreviations, and data reliability/comparability, see introductory text]

NAICS code	Industry	Number of employees for week including March 12	Payroll (\$1,000)		Total number of establishments	Number of establishments by employment-size class								
			First quarter	Annual		1 to 4	5 to 9	10 to 19	20 to 49	50 to 99	100 to 249	250 to 499	500 to 999	1,000 or more
<b>JEFFERSON—Con.</b>														
<b>62</b>	<b>Health care and social assistance</b> .....	<b>804</b>	<b>4 226</b>	<b>17 784</b>	<b>49</b>	<b>24</b>	<b>11</b>	<b>7</b>	<b>4</b>	—	<b>3</b>	—	—	—
621	Ambulatory health care services .....	157	1 377	6 224	31	19	7	4	1	—	—	—	—	—
622	Hospitals .....	(C)	(D)	(D)	2	1	—	—	—	—	1	—	—	—
6221	General medical & surgical hospitals .....	(C)	(D)	(D)	2	1	—	—	—	—	1	—	—	—
62211	General medical & surgical hospitals .....	(C)	(D)	(D)	2	1	—	—	—	—	1	—	—	—
623	Nursing & residential care facilities .....	301	1 110	4 615	4	1	—	—	1	—	2	—	—	—
6231	Nursing care facilities .....	(E)	(D)	(D)	2	—	—	—	—	—	2	—	—	—
62311	Nursing care facilities .....	(E)	(D)	(D)	2	—	—	—	—	—	2	—	—	—
624	Social assistance .....	(C)	(D)	(D)	12	3	4	3	2	—	—	—	—	—
<b>71</b>	<b>Arts, entertainment &amp; recreation</b> .....	<b>79</b>	<b>228</b>	<b>1 214</b>	<b>12</b>	<b>7</b>	<b>2</b>	<b>1</b>	<b>2</b>	—	—	—	—	—
<b>72</b>	<b>Accommodation &amp; food services</b> .....	<b>965</b>	<b>2 038</b>	<b>9 151</b>	<b>51</b>	<b>13</b>	<b>4</b>	<b>15</b>	<b>14</b>	<b>5</b>	—	—	—	—
722	Food services & drinking places .....	886	1 901	8 428	40	7	2	13	13	5	—	—	—	—
7221	Full-service restaurants .....	290	691	3 236	18	5	2	7	2	2	—	—	—	—
72211	Full-service restaurants .....	290	691	3 236	18	5	2	7	2	2	—	—	—	—
722110	Full-service restaurants .....	290	691	3 236	18	5	2	7	2	2	—	—	—	—
7222	Limited-service eating places .....	(E)	(D)	(D)	20	2	—	6	10	2	—	—	—	—
72221	Limited-service eating places .....	(E)	(D)	(D)	20	2	—	6	10	2	—	—	—	—
722211	Limited-service eating places .....	441	965	4 248	19	2	—	6	9	2	—	—	—	—
<b>81</b>	<b>Other services (except public administration)</b> .....	<b>357</b>	<b>1 032</b>	<b>4 298</b>	<b>88</b>	<b>67</b>	<b>14</b>	<b>5</b>	<b>2</b>	—	—	—	—	—
813	Religious, grantmaking, civic, prof & like organizations .....	239	523	2 137	49	36	8	3	2	—	—	—	—	—
8131	Religious organizations .....	215	458	1 871	41	29	7	3	2	—	—	—	—	—
81311	Religious organizations .....	215	458	1 871	41	29	7	3	2	—	—	—	—	—
813110	Religious organizations .....	215	458	1 871	41	29	7	3	2	—	—	—	—	—
<b>99</b>	<b>Unclassified establishments</b> .....	<b>8</b>	<b>18</b>	<b>86</b>	<b>7</b>	<b>7</b>	—	—	—	—	—	—	—	—
<b>JOHNSON</b>														
	<b>Total</b> .....	<b>2 658</b>	<b>13 468</b>	<b>56 816</b>	<b>245</b>	<b>148</b>	<b>47</b>	<b>24</b>	<b>14</b>	<b>9</b>	<b>2</b>	<b>1</b>	—	—
<b>11</b>	<b>Forestry, fishing, hunting, and agriculture support</b> .....	<b>3</b>	<b>4</b>	<b>34</b>	<b>3</b>	<b>3</b>	—	—	—	—	—	—	—	—
<b>22</b>	<b>Utilities</b> .....	<b>(B)</b>	<b>(D)</b>	<b>(D)</b>	<b>2</b>	—	<b>1</b>	—	<b>1</b>	—	—	—	—	—
<b>23</b>	<b>Construction</b> .....	<b>210</b>	<b>765</b>	<b>5 265</b>	<b>23</b>	<b>14</b>	<b>6</b>	<b>1</b>	<b>1</b>	—	<b>1</b>	—	—	—
234	Heavy construction .....	(C)	(D)	(D)	4	2	—	1	—	—	1	—	—	—
2341	Highway, street, bridge & tunnel construction ...	(C)	(D)	(D)	2	1	—	—	—	—	1	—	—	—
23411	Highway & street construction .....	(C)	(D)	(D)	2	1	—	—	—	—	1	—	—	—
<b>31-33</b>	<b>Manufacturing</b> .....	<b>903</b>	<b>5 398</b>	<b>21 395</b>	<b>23</b>	<b>8</b>	<b>2</b>	<b>3</b>	<b>4</b>	<b>5</b>	—	<b>1</b>	—	—
313	Textile mills .....	(E)	(D)	(D)	2	—	—	1	—	—	—	1	—	—
3131	Fiber, yarn & thread mills .....	(E)	(D)	(D)	1	—	—	—	—	—	—	1	—	—
31311	Fiber, yarn & thread mills .....	(E)	(D)	(D)	1	—	—	—	—	—	—	1	—	—
315	Apparel manufacturing .....	(C)	(D)	(D)	2	—	—	—	—	2	—	—	—	—
321	Wood product mfg .....	214	891	3 312	8	3	1	1	1	2	—	—	—	—
3211	Sawmills & wood preservation .....	(C)	(D)	(D)	4	2	—	—	1	1	—	—	—	—
32111	Sawmills & wood preservation .....	(C)	(D)	(D)	4	2	—	—	1	1	—	—	—	—
3219	Other wood product mfg .....	(C)	(D)	(D)	4	1	1	1	—	1	—	—	—	—
<b>42</b>	<b>Wholesale trade</b> .....	<b>(B)</b>	<b>(D)</b>	<b>(D)</b>	<b>2</b>	—	<b>1</b>	—	<b>1</b>	—	—	—	—	—
<b>44-45</b>	<b>Retail trade</b> .....	<b>491</b>	<b>1 731</b>	<b>7 373</b>	<b>62</b>	<b>33</b>	<b>14</b>	<b>10</b>	<b>4</b>	<b>1</b>	—	—	—	—
445	Food & beverage stores .....	172	473	1 895	9	4	1	1	2	1	—	—	—	—
4451	Grocery stores .....	172	473	1 895	9	4	1	1	2	1	—	—	—	—
44511	Grocery (except convenience) stores .....	149	431	1 681	5	2	—	—	2	1	—	—	—	—
445110	Grocery (except convenience) stores .....	149	431	1 681	5	2	—	—	2	1	—	—	—	—
<b>48-49</b>	<b>Transportation &amp; warehousing</b> .....	<b>(E)</b>	<b>(D)</b>	<b>(D)</b>	<b>9</b>	<b>6</b>	—	<b>2</b>	—	—	<b>1</b>	—	—	—
484	Truck transportation .....	(E)	(D)	(D)	7	4	—	2	—	—	1	—	—	—
4841	General freight trucking .....	(C)	(D)	(D)	5	3	—	1	—	—	1	—	—	—
48412	General freight trucking, long-distance .....	(C)	(D)	(D)	3	1	—	1	—	—	1	—	—	—
<b>51</b>	<b>Information</b> .....	<b>33</b>	<b>191</b>	<b>763</b>	<b>7</b>	<b>3</b>	<b>4</b>	—	—	—	—	—	—	—
<b>52</b>	<b>Finance &amp; insurance</b> .....	<b>85</b>	<b>471</b>	<b>2 317</b>	<b>14</b>	<b>10</b>	<b>2</b>	<b>1</b>	<b>1</b>	—	—	—	—	—
<b>53</b>	<b>Real estate &amp; rental &amp; leasing</b> .....	<b>22</b>	<b>44</b>	<b>188</b>	<b>10</b>	<b>9</b>	<b>1</b>	—	—	—	—	—	—	—
<b>54</b>	<b>Professional, scientific &amp; technical services</b> .....	<b>(B)</b>	<b>(D)</b>	<b>(D)</b>	<b>8</b>	<b>7</b>	—	<b>1</b>	—	—	—	—	—	—
<b>56</b>	<b>Admin. support, waste mgt, remediation services</b> .....	<b>4</b>	<b>12</b>	<b>70</b>	<b>4</b>	<b>4</b>	—	—	—	—	—	—	—	—
<b>61</b>	<b>Educational services</b> .....	<b>(A)</b>	<b>(D)</b>	<b>(D)</b>	<b>1</b>	<b>1</b>	—	—	—	—	—	—	—	—
<b>62</b>	<b>Health care and social assistance</b> .....	<b>162</b>	<b>982</b>	<b>3 843</b>	<b>17</b>	<b>7</b>	<b>7</b>	<b>2</b>	—	<b>1</b>	—	—	—	—
621	Ambulatory health care services .....	(C)	(D)	(D)	13	5	5	2	—	1	—	—	—	—
<b>71</b>	<b>Arts, entertainment &amp; recreation</b> .....	<b>(A)</b>	<b>(D)</b>	<b>(D)</b>	<b>2</b>	—	<b>1</b>	<b>1</b>	—	—	—	—	—	—
<b>72</b>	<b>Accommodation &amp; food services</b> .....	<b>207</b>	<b>377</b>	<b>1 622</b>	<b>19</b>	<b>8</b>	<b>5</b>	<b>3</b>	<b>2</b>	<b>1</b>	—	—	—	—
722	Food services & drinking places .....	(C)	(D)	(D)	17	7	4	3	2	1	—	—	—	—
7222	Limited-service eating places .....	169	327	1 331	8	—	4	1	2	1	—	—	—	—
72221	Limited-service eating places .....	169	327	1 331	8	—	4	1	2	1	—	—	—	—

See footnotes at end of table.

**Table 6. Counties—Employees, Payroll, and Establishments by Industry: 2000—Con.**

[Excludes most government employees, railroad employees, and self-employed persons. Size class 1 to 4 includes establishments with payroll, but no employees, during mid-March pay period. (D) denotes figures withheld to avoid disclosing data for individual companies; the data are included in broader industry totals. Detailed industries with 100 or more employees are shown if industry was not a (D). For explanation of terms, abbreviations, and data reliability/comparability, see introductory text]

NAICS code	Industry	Number of employees for week including March 12	Payroll (\$1,000)		Total number of establishments	Number of establishments by employment-size class									
			First quarter	Annual		1 to 4	5 to 9	10 to 19	20 to 49	50 to 99	100 to 249	250 to 499	500 to 999	1,000 or more	
<b>JOHNSON—Con.</b>															
81	Other services (except public administration) .....	64	186	792	36	33	3	-	-	-	-	-	-	-	
95	Auxiliaries (exc corporate, subsidiary & regional mgt) .....	(B)	(D)	(D)	1	-	-	-	-	1	-	-	-	-	
99	Unclassified establishments .....	(A)	(D)	(D)	2	2	-	-	-	-	-	-	-	-	
<b>KNOX</b>															
	<b>Total .....</b>	<b>187 198</b>	<b>1 264 028</b>	<b>5 243 492</b>	<b>11 174</b>	<b>5 440</b>	<b>2 214</b>	<b>1 549</b>	<b>1 259</b>	<b>402</b>	<b>227</b>	<b>63</b>	<b>15</b>	<b>5</b>	
11	Forestry, fishing, hunting, and agriculture support .....	35	204	801	6	4	1	-	1	-	-	-	-	-	
21	Mining .....	315	3 163	12 873	15	2	1	4	7	1	-	-	-	-	
212	Mining (except oil & gas) .....	260	2 443	9 185	9	-	-	2	6	1	-	-	-	-	
2123	Nonmetallic mineral mining & quarrying .....	(C)	(D)	(D)	7	-	-	2	5	-	-	-	-	-	
21231	Stone mining & quarrying .....	(C)	(D)	(D)	7	-	-	2	5	-	-	-	-	-	
22	Utilities .....	5	50	220	4	4	-	-	-	-	-	-	-	-	
23	Construction .....	12 225	85 428	374 840	893	448	178	119	103	27	13	4	1	-	
233	Building, developing & general contracting .....	3 542	25 633	115 795	318	177	69	40	20	6	4	2	-	-	
2332	Residential building construction .....	1 151	7 270	32 798	218	133	55	23	6	1	-	-	-	-	
23321	Single-family housing construction .....	1 106	6 985	29 827	210	130	50	23	6	1	-	-	-	-	
233210	Single-family housing construction .....	1 106	6 985	29 827	210	130	50	23	6	1	-	-	-	-	
2333	Nonresidential building construction .....	2 305	17 860	80 618	71	17	14	16	13	5	4	2	-	-	
23331	Mfg & industrial building construction .....	1 090	8 112	32 783	18	2	6	4	1	2	1	2	-	-	
233310	Mfg & industrial building construction .....	1 090	8 112	32 783	18	2	6	4	1	2	1	2	-	-	
23332	Commercial & institutional bldg construction .....	1 215	9 748	47 835	53	15	8	12	12	3	3	-	-	-	
233320	Commercial & institutional bldg construction .....	1 215	9 748	47 835	53	15	8	12	12	3	3	-	-	-	
234	Heavy construction .....	1 954	13 548	60 749	57	16	13	8	14	3	1	1	1	-	
2341	Highway, street, bridge & tunnel construction .....	306	1 919	10 564	18	5	4	5	2	2	-	-	-	-	
23411	Highway & street construction .....	306	1 919	10 564	18	5	4	5	2	2	-	-	-	-	
234110	Highway & street construction .....	306	1 919	10 564	18	5	4	5	2	2	-	-	-	-	
2349	Other heavy construction .....	1 648	11 629	50 185	39	11	9	3	12	1	1	1	1	-	
23492	Pwr, communication transmsn line construction .....	508	3 041	12 269	3	-	-	-	2	-	-	1	-	-	
234920	Pwr, communication transmsn line construction .....	508	3 041	12 269	3	-	-	-	2	-	-	1	-	-	
23499	All other heavy construction .....	1 050	8 053	35 536	28	8	6	3	8	1	1	-	1	-	
234990	All other heavy construction .....	1 050	8 053	35 536	28	8	6	3	8	1	1	-	1	-	
235	Special trade contractors .....	6 729	46 247	198 296	518	255	96	71	69	18	8	1	-	-	
2351	Plumbing, heating & AC contractor .....	1 980	15 263	60 499	137	70	22	22	13	7	2	1	-	-	
23511	Plumbing, heating & AC contractor .....	1 980	15 263	60 499	137	70	22	22	13	7	2	1	-	-	
235110	Plumbing, heating & AC contractor .....	1 980	15 263	60 499	137	70	22	22	13	7	2	1	-	-	
2352	Painting & wall covering contractors .....	290	1 818	7 835	38	18	10	5	5	-	-	-	-	-	
23521	Painting & wall covering contractors .....	290	1 818	7 835	38	18	10	5	5	-	-	-	-	-	
235210	Painting & wall covering contractors .....	290	1 818	7 835	38	18	10	5	5	-	-	-	-	-	
2353	Electrical contractors .....	1 336	8 999	40 491	74	30	12	8	18	3	3	-	-	-	
23531	Electrical contractors .....	1 336	8 999	40 491	74	30	12	8	18	3	3	-	-	-	
235310	Electrical contractors .....	1 336	8 999	40 491	74	30	12	8	18	3	3	-	-	-	
2354	Masonry, drywall, insulation, tile contractors .....	990	6 400	28 293	46	18	8	9	6	3	2	-	-	-	
23541	Masonry & stone contractors .....	152	764	3 289	16	8	5	2	-	1	-	-	-	-	
235410	Masonry & stone contractors .....	152	764	3 289	16	8	5	2	-	1	-	-	-	-	
23542	Drywall, acoustical & insulation contractors .....	790	5 359	23 633	23	6	2	6	5	2	2	-	-	-	
235420	Drywall, acoustical & insulation contractors .....	790	5 359	23 633	23	6	2	6	5	2	2	-	-	-	
2355	Carpentry & floor contractors .....	281	1 586	6 724	48	28	12	4	4	-	-	-	-	-	
23551	Carpentry contractors .....	201	1 162	5 125	37	24	8	2	3	-	-	-	-	-	
235510	Carpentry contractors .....	201	1 162	5 125	37	24	8	2	3	-	-	-	-	-	
2356	Roofing, siding, & sheet metal contractors .....	325	1 872	7 646	32	18	6	2	5	1	-	-	-	-	
23561	Roofing, siding, & sheet metal contractors .....	325	1 872	7 646	32	18	6	2	5	1	-	-	-	-	
235610	Roofing, siding, & sheet metal contractors .....	325	1 872	7 646	32	18	6	2	5	1	-	-	-	-	
2357	Concrete contractors .....	447	2 426	13 181	29	15	4	4	5	-	1	-	-	-	
23571	Concrete contractors .....	447	2 426	13 181	29	15	4	4	5	-	1	-	-	-	
235710	Concrete contractors .....	447	2 426	13 181	29	15	4	4	5	-	1	-	-	-	
2359	Other special trade contractors .....	1 080	7 883	33 627	114	58	22	17	13	4	-	-	-	-	
23593	Excavation contractors .....	156	890	3 934	38	27	6	4	1	-	-	-	-	-	
235930	Excavation contractors .....	156	890	3 934	38	27	6	4	1	-	-	-	-	-	
23594	Wrecking & demolition contractors .....	110	568	1 617	3	-	-	-	3	-	-	-	-	-	
235940	Wrecking & demolition contractors .....	110	568	1 617	3	-	-	-	3	-	-	-	-	-	
23595	Bldg equip & oth mach installation contractor .....	371	3 632	16 121	16	5	1	4	3	3	-	-	-	-	
235950	Bldg equip & oth mach installation contractor .....	371	3 632	16 121	16	5	1	4	3	3	-	-	-	-	
23599	All other special trade contractors .....	298	1 866	7 780	37	17	8	6	6	-	-	-	-	-	
235990	All other special trade contractors .....	298	1 866	7 780	37	17	8	6	6	-	-	-	-	-	
31-33	<b>Manufacturing .....</b>	<b>16 912</b>	<b>135 315</b>	<b>549 829</b>	<b>459</b>	<b>157</b>	<b>72</b>	<b>71</b>	<b>81</b>	<b>34</b>	<b>32</b>	<b>8</b>	<b>4</b>	<b>-</b>	

See footnotes at end of table.



**Table 6. Counties—Employees, Payroll, and Establishments by Industry: 2000—Con.**

[Excludes most government employees, railroad employees, and self-employed persons. Size class 1 to 4 includes establishments with payroll, but no employees, during mid-March pay period. (D) denotes figures withheld to avoid disclosing data for individual companies; the data are included in broader industry totals. Detailed industries with 100 or more employees are shown if industry was not a (D). For explanation of terms, abbreviations, and data reliability/comparability, see introductory text]

NAICS code	Industry	Number of employees for week including March 12	Payroll (\$1,000)		Total number of establishments	Number of establishments by employment-size class								
			First quarter	Annual		1 to 4	5 to 9	10 to 19	20 to 49	50 to 99	100 to 249	250 to 499	500 to 999	1,000 or more
<b>KNOX—Con.</b>														
<b>31-33 Manufacturing—Con.</b>														
311	Food mfg . . . . .	1 515	10 389	42 934	28	7	2	4	7	3	4	1	—	—
3112	Grain & oilseed milling . . . . .	(C)	(D)	(D)	1	—	—	—	—	—	1	—	—	—
31121	Flour milling & malt mfg . . . . .	(C)	(D)	(D)	1	—	—	—	—	—	1	—	—	—
3116	Animal slaughtering & processing . . . . .	299	1 513	6 821	6	3	—	1	1	—	1	—	—	—
31161	Animal slaughtering & processing . . . . .	299	1 513	6 821	6	3	—	1	1	—	1	—	—	—
3118	Bakeries & tortilla mfg . . . . .	501	2 913	12 777	12	3	1	2	2	3	1	—	—	—
31181	Bread & bakery product mfg . . . . .	501	2 913	12 777	12	3	1	2	2	3	1	—	—	—
311812	Commercial bakeries . . . . .	428	2 704	12 253	7	1	1	1	—	3	1	—	—	—
3119	Other food mfg . . . . .	(E)	(D)	(D)	5	1	—	—	2	—	1	1	—	—
31191	Snack food mfg . . . . .	(E)	(D)	(D)	1	—	—	—	—	—	—	1	—	—
31192	Coffee & tea mfg . . . . .	(C)	(D)	(D)	2	—	—	—	1	—	1	—	—	—
313	Textile mills . . . . .	121	625	2 646	8	1	2	2	3	—	—	—	—	—
314	Textile product mills . . . . .	208	1 362	5 977	11	6	1	1	1	2	—	—	—	—
3149	Other textile product mills . . . . .	177	1 226	5 455	7	3	1	1	—	2	—	—	—	—
315	Apparel manufacturing . . . . .	1 996	13 836	45 493	22	5	2	4	4	2	4	—	1	—
3152	Cut & sew apparel mfg . . . . .	1 944	13 654	44 709	19	4	2	3	3	2	4	—	1	—
31522	Men's, boys' cut & sew apparel mfg . . . . .	1 505	10 557	33 000	9	1	1	1	1	2	2	—	1	—
315223	Men's, boys' cut & sew shirt (exc work) mfg . . . . .	128	652	2 806	3	—	—	1	—	2	—	—	—	—
31529	Other cut & sew apparel mfg . . . . .	374	2 878	10 794	3	—	—	—	1	—	—	—	—	—
315299	All other cut & sew apparel mfg . . . . .	374	2 878	10 794	3	—	—	—	1	—	2	—	—	—
321	Wood product mfg . . . . .	378	2 224	10 286	13	4	2	2	4	—	1	—	—	—
3219	Other wood product mfg . . . . .	(E)	(D)	(D)	11	3	2	2	3	—	1	—	—	—
32199	All other wood product mfg . . . . .	254	1 615	8 043	5	1	—	1	2	—	1	—	—	—
322	Paper mfg . . . . .	663	5 919	22 187	12	—	3	1	4	—	4	—	—	—
3221	Pulp, paper & paperboard mills . . . . .	(C)	(D)	(D)	1	—	—	—	—	—	1	—	—	—
32212	Paper mills . . . . .	(C)	(D)	(D)	1	—	—	—	—	—	1	—	—	—
3222	Converted paper product mfg . . . . .	(F)	(D)	(D)	11	—	3	1	4	—	3	—	—	—
32221	Paperboard container mfg . . . . .	(E)	(D)	(D)	10	—	3	1	4	—	2	—	—	—
322211	Corrugated & solid fiber box mfg . . . . .	206	1 663	7 319	6	—	1	1	3	—	1	—	—	—
32222	Paper bag & coated & treated paper mfg . . . . .	(C)	(D)	(D)	1	—	—	—	—	—	1	—	—	—
323	Printing & related support activities . . . . .	1 060	7 122	30 414	77	36	14	9	14	3	1	—	—	—
3231	Printing & related support activities . . . . .	1 060	7 122	30 414	77	36	14	9	14	3	1	—	—	—
32311	Printing . . . . .	1 045	7 026	29 988	74	35	12	9	14	3	1	—	—	—
323110	Commercial lithographic printing . . . . .	345	2 265	10 004	32	12	6	7	7	—	—	—	—	—
323114	Quick printing . . . . .	108	434	1 883	19	14	2	1	2	—	—	—	—	—
323116	Manifold business form printing . . . . .	237	1 769	7 634	7	2	1	—	1	3	—	—	—	—
325	Chemical mfg . . . . .	638	8 196	29 073	12	2	3	2	3	—	1	1	—	—
3252	Resin, syn rubber, artf & syn fibers, fil mfg . . . . .	(E)	(D)	(D)	1	—	—	—	—	—	—	1	—	—
32521	Resin & synthetic rubber mfg . . . . .	(E)	(D)	(D)	1	—	—	—	—	—	—	1	—	—
3254	Pharmaceutical & medicine mfg . . . . .	(C)	(D)	(D)	2	—	1	—	—	—	1	—	—	—
32541	Pharmaceutical & medicine mfg . . . . .	(C)	(D)	(D)	2	—	1	—	—	—	1	—	—	—
326	Plastics & rubber products mfg . . . . .	878	5 739	22 684	18	2	5	—	5	3	3	—	—	—
3261	Plastics product mfg . . . . .	863	5 652	22 331	15	1	3	—	5	3	3	—	—	—
32612	Plastics pipe, pipe fitting, & unsupported profile shape mfg . . . . .	440	3 153	13 077	4	—	1	—	—	1	2	—	—	—
32619	Other plastics product mfg . . . . .	423	2 499	9 254	11	1	2	—	5	2	1	—	—	—
327	Nonmetallic mineral product mfg . . . . .	723	5 409	23 458	27	5	5	8	5	1	3	—	—	—
3271	Clay product & refractory mfg . . . . .	248	1 632	7 511	3	—	—	1	—	—	2	—	—	—
32711	Pottery, ceramics & plumbing fixture mfg . . . . .	(C)	(D)	(D)	1	—	—	—	—	—	1	—	—	—
32712	Clay building material & refractories mfg . . . . .	(C)	(D)	(D)	2	—	—	1	—	—	—	—	—	—
3273	Cement & concrete product mfg . . . . .	391	3 210	13 866	14	2	3	2	5	1	1	—	—	—
32731	Cement mfg . . . . .	(C)	(D)	(D)	1	—	—	—	—	—	1	—	—	—
32739	Other concrete product mfg . . . . .	136	769	3 272	7	1	1	2	2	1	—	—	—	—
327390	Other concrete product mfg . . . . .	136	769	3 272	7	1	1	2	2	1	—	—	—	—
331	Primary metal mfg . . . . .	(C)	(D)	(D)	3	1	—	1	—	—	1	—	—	—
3311	Iron & steel mills & ferroalloy mfg . . . . .	(C)	(D)	(D)	2	—	—	1	—	—	1	—	—	—
33111	Iron & steel mills & ferroalloy mfg . . . . .	(C)	(D)	(D)	2	—	—	1	—	—	1	—	—	—
332	Fabricated metal product mfg . . . . .	1 989	15 327	66 119	78	25	9	20	10	10	4	—	—	—
3322	Cutlery & handtool mfg . . . . .	(C)	(D)	(D)	3	1	—	—	—	1	1	—	—	—
33221	Cutlery & handtool mfg . . . . .	(C)	(D)	(D)	3	1	—	—	—	1	1	—	—	—
3323	Architectural & structural metals mfg . . . . .	733	6 179	27 874	24	7	1	5	4	7	—	—	—	—
33231	Plate work & fabricated structural prod mfg . . . . .	634	5 596	25 314	15	3	—	3	2	7	—	—	—	—
3324	Boiler, tank & shipping container mfg . . . . .	(C)	(D)	(D)	3	—	1	—	1	—	1	—	—	—
33241	Power boiler & heat exchanger mfg . . . . .	(C)	(D)	(D)	1	—	—	—	—	—	1	—	—	—
3327	Mach shops, turn prod, screw, nut, bolt mfg . . . . .	209	1 307	5 244	24	13	3	7	—	1	—	—	—	—
33271	Machine shops . . . . .	209	1 307	5 244	24	13	3	7	—	1	—	—	—	—
332710	Machine shops . . . . .	209	1 307	5 244	24	13	3	7	—	1	—	—	—	—
3328	Coating, engrave, heat treating & oth activity . . . . .	197	1 208	5 284	9	—	1	5	3	—	—	—	—	—
33281	Coating, engrave, heat treating & oth activity . . . . .	197	1 208	5 284	9	—	1	5	3	—	—	—	—	—
3329	Other fabricated metal product mfg . . . . .	442	2 881	12 301	12	3	2	2	2	1	2	—	—	—
33299	All other fabricated metal product mfg . . . . .	442	2 881	12 301	12	3	2	2	2	1	2	—	—	—
333	Machinery mfg . . . . .	610	5 047	20 150	26	7	4	5	8	1	1	—	—	—
3332	Industrial machinery mfg . . . . .	282	2 582	10 381	7	—	1	2	3	—	1	—	—	—
33329	Other industrial machinery mfg . . . . .	282	2 582	10 381	7	—	1	2	3	—	1	—	—	—
3339	Other general purpose machinery mfg . . . . .	122	932	4 186	5	2	1	1	—	1	—	—	—	—

See footnotes at end of table.

**Table 6. Counties—Employees, Payroll, and Establishments by Industry: 2000—Con.**

[Excludes most government employees, railroad employees, and self-employed persons. Size class 1 to 4 includes establishments with payroll, but no employees, during mid-March pay period. (D) denotes figures withheld to avoid disclosing data for individual companies; the data are included in broader industry totals. Detailed industries with 100 or more employees are shown if industry was not a (D). For explanation of terms, abbreviations, and data reliability/comparability, see introductory text]

NAICS code	Industry	Number of employees for week including March 12	Payroll (\$1,000)		Total number of establishments	Number of establishments by employment-size class									
			First quarter	Annual		1 to 4	5 to 9	10 to 19	20 to 49	50 to 99	100 to 249	250 to 499	500 to 999	1,000 or more	
<b>KNOX—Con.</b>															
<b>31-33 Manufacturing—Con.</b>															
334	Computer & electronic product mfg . . . . .	1 220	14 223	63 577	20	7	5	2	1	2	1	1	1	—	
3343	Audio & video equipment mfg . . . . .	(F)	(D)	(D)	1	—	—	—	—	—	—	—	—	1	
33431	Audio & video equipment mfg . . . . .	(F)	(D)	(D)	1	—	—	—	—	—	—	—	—	1	
3345	Nav. measuring, medical, control instruments mfg . . . . .	(F)	(D)	(D)	12	2	4	1	1	2	1	1	—	—	
33451	Nav. measuring, medical, control instruments mfg . . . . .	(F)	(D)	(D)	12	2	4	1	1	2	1	1	—	—	
334519	Other measuring & controlling device mfg . . . . .	129	2 182	7 819	4	—	2	—	—	2	—	—	—	—	
335	Electrical equip, appliance & component mfg . . . . .	243	1 986	7 854	9	3	1	1	2	2	—	—	—	—	
3353	Electrical equipment mfg . . . . .	106	1 185	4 597	4	1	1	—	1	1	—	—	—	—	
33531	Electrical equipment mfg . . . . .	106	1 185	4 597	4	1	1	—	1	1	—	—	—	—	
3359	Other electrical equipment & component mfg . . . . .	(C)	(D)	(D)	2	1	—	—	—	1	—	—	—	—	
336	Transportation equipment mfg . . . . .	2 848	24 296	99 685	23	7	3	1	3	1	2	5	1	—	
3363	Motor vehicle parts mfg . . . . .	1 571	13 866	54 397	15	5	1	1	2	1	2	3	—	—	
33631	Motor vehicle gas engine & engine parts mfg . . . . .	(E)	(D)	(D)	2	—	—	—	—	1	—	1	—	—	
33635	MV transmission & power train parts mfg . . . . .	(E)	(D)	(D)	3	1	—	—	—	—	1	—	—	—	
33636	Motor vehicle seating & interior trim mfg . . . . .	(E)	(D)	(D)	2	1	—	—	—	—	—	1	—	—	
33637	Motor vehicle metal stamping . . . . .	(C)	(D)	(D)	2	1	—	—	—	—	1	—	—	—	
3366	Ship & boat building . . . . .	(F)	(D)	(D)	2	—	—	—	—	—	—	1	1	—	
33661	Ship & boat building . . . . .	(F)	(D)	(D)	2	—	—	—	—	—	—	1	1	—	
3369	Other transportation equipment mfg . . . . .	(E)	(D)	(D)	1	—	—	—	—	—	—	1	—	—	
33699	Other transportation equipment mfg . . . . .	(E)	(D)	(D)	1	—	—	—	—	—	—	1	—	—	
337	Furniture & related product mfg . . . . .	494	2 427	10 111	24	9	5	2	6	—	2	—	—	—	
3371	HH & institutional furniture & kitchen cabinet mfg . . . . .	(E)	(D)	(D)	22	9	5	2	4	—	2	—	—	—	
33711	Wood kitchen cabinet & countertop mfg . . . . .	127	690	3 102	11	5	1	1	4	—	—	—	—	—	
337110	Wood kitchen cabinet & countertop mfg . . . . .	127	690	3 102	11	5	1	1	4	—	—	—	—	—	
33712	Household & institutional furniture mfg . . . . .	(E)	(D)	(D)	4	4	1	—	—	—	2	—	—	—	
337121	Upholstered household furniture mfg . . . . .	129	479	1 921	4	1	2	—	—	—	1	—	—	—	
337122	Nonupholstered wood household furniture mfg . . . . .	175	861	3 269	5	1	2	1	—	—	1	—	—	—	
339	Miscellaneous mfg . . . . .	938	6 396	26 456	40	26	4	6	1	2	—	—	1	—	
3391	Medical equipment & supplies mfg . . . . .	194	1 021	4 046	21	13	3	3	1	1	—	—	—	—	
33911	Medical equipment & supplies mfg . . . . .	194	1 021	4 046	21	13	3	3	1	1	—	—	—	—	
3399	Other miscellaneous mfg . . . . .	744	5 375	22 410	19	13	1	3	—	1	—	—	1	—	
33995	Sign mfg . . . . .	729	5 295	22 029	12	7	—	3	—	1	—	—	1	—	
339950	Sign mfg . . . . .	729	5 295	22 029	12	7	—	3	—	1	—	—	1	—	
<b>42</b>	<b>Wholesale trade . . . . .</b>	<b>13 315</b>	<b>138 369</b>	<b>568 442</b>	<b>954</b>	<b>461</b>	<b>175</b>	<b>138</b>	<b>132</b>	<b>29</b>	<b>17</b>	<b>1</b>	<b>1</b>	<b>—</b>	
421	Wholesale trade, durable goods . . . . .	9 353	106 437	420 679	699	344	134	90	98	21	11	—	1	—	
4211	Motor vehicle, motor vehicle pt & supply whsle . . . . .	982	7 725	34 033	71	35	13	6	12	4	1	—	—	—	
42111	Automobile & other motor vehicle whsle . . . . .	416	3 452	16 513	13	7	—	1	3	1	—	—	—	—	
421110	Automobile & other motor vehicle whsle . . . . .	416	3 452	16 513	13	7	—	1	3	1	—	—	—	—	
42112	Motor vehicle supplies & new parts whsle . . . . .	391	3 003	12 367	39	19	9	4	6	1	—	—	—	—	
421120	Motor vehicle supplies & new parts whsle . . . . .	391	3 003	12 367	39	19	9	4	6	1	—	—	—	—	
42113	Tire & tube whsle . . . . .	129	956	3 693	11	4	2	1	4	—	—	—	—	—	
421130	Tire & tube whsle . . . . .	129	956	3 693	11	4	2	1	4	—	—	—	—	—	
4212	Furniture & home furnishing whsle . . . . .	296	2 387	10 520	35	21	5	5	3	1	—	—	—	—	
42121	Furniture whsle . . . . .	184	1 602	7 014	20	13	2	2	2	1	—	—	—	—	
421210	Furniture whsle . . . . .	184	1 602	7 014	20	13	2	2	2	1	—	—	—	—	
42122	Home furnishing whsle . . . . .	112	785	3 506	15	8	3	3	1	—	—	—	—	—	
421220	Home furnishing whsle . . . . .	112	785	3 506	15	8	3	3	1	—	—	—	—	—	
4213	Lumber & other construction materials whsle . . . . .	590	5 149	23 245	43	21	8	7	4	2	1	—	—	—	
42131	Lumber, plywood, millwork & wood panel whsle . . . . .	406	3 476	16 431	19	8	3	3	3	1	1	—	—	—	
421310	Lumber, plywood, millwork & wood panel whsle . . . . .	406	3 476	16 431	19	8	3	3	3	1	1	—	—	—	
4214	Professional & commercial equip & supp whsle . . . . .	1 790	21 103	84 315	131	62	20	19	24	4	2	—	—	—	
42142	Office equipment whsle . . . . .	443	3 875	14 937	27	11	4	4	6	2	—	—	—	—	
421420	Office equipment whsle . . . . .	443	3 875	14 937	27	11	4	4	6	2	—	—	—	—	
42143	Computer & peripheral equip & software whsle . . . . .	554	7 821	30 091	41	19	5	6	9	1	1	—	—	—	
421430	Computer & peripheral equip & software whsle . . . . .	554	7 821	30 091	41	19	5	6	9	1	1	—	—	—	
42144	Other commercial equipment whsle . . . . .	184	1 831	6 984	13	2	5	3	2	1	—	—	—	—	
421440	Other commercial equipment whsle . . . . .	184	1 831	6 984	13	2	5	3	2	1	—	—	—	—	
42145	Medical, dental, hospital equip & supp whsle . . . . .	490	6 888	28 246	39	26	4	3	5	—	1	—	—	—	
421450	Medical, dental, hospital equip & supp whsle . . . . .	490	6 888	28 246	39	26	4	3	5	—	1	—	—	—	
4215	Metal & mineral (except petroleum) whsle . . . . .	725	10 919	46 785	41	16	8	7	7	2	1	—	—	—	
42151	Metal service centers & offices whsle . . . . .	677	9 970	43 048	32	12	4	6	7	2	1	—	—	—	
421510	Metal service centers & offices whsle . . . . .	677	9 970	43 048	32	12	4	6	7	2	1	—	—	—	
4216	Electrical goods whsle . . . . .	1 481	23 479	81 618	87	45	16	11	11	2	1	—	1	—	
42161	Elec equip, wiring supp, const material whsle . . . . .	(E)	(D)	(D)	45	23	9	5	7	1	—	—	—	—	
42162	Electric appliance, TV, radio set whsle . . . . .	(F)	(D)	(D)	8	4	2	—	1	—	—	—	1	—	
42169	Other electronic parts & equipment whsle . . . . .	348	7 730	20 539	34	18	5	6	4	—	1	—	—	—	
421690	Other electronic parts & equipment whsle . . . . .	348	7 730	20 539	34	18	5	6	4	—	1	—	—	—	
4217	Hardware, plumb & heating equip & sup whsle . . . . .	737	10 406	35 103	67	32	18	7	8	1	1	—	—	—	
42171	Hardware whsle . . . . .	121	1 161	5 705	16	5	8	2	1	—	—	—	—	—	
421710	Hardware whsle . . . . .	121	1 161	5 705	16	5	8	2	1	—	—	—	—	—	
42172	Plumbing & heating equipment & supplies whsle . . . . .	117	940	4 170	11	5	2	3	—	1	—	—	—	—	
421720	Plumbing & heating equipment & supplies whsle . . . . .	117	940	4 170	11	5	2	3	—	1	—	—	—	—	

See footnotes at end of table.

Table 6. Counties—Employees, Payroll, and Establishments by Industry: 2000—Con.

[Excludes most government employees, railroad employees, and self-employed persons. Size class 1 to 4 includes establishments with payroll, but no employees, during mid-March pay period. (D) denotes figures withheld to avoid disclosing data for individual companies; the data are included in broader industry totals. Detailed industries with 100 or more employees are shown if industry was not a (D). For explanation of terms, abbreviations, and data reliability/comparability, see introductory text]

NAICS code	Industry	Number of employees for week including March 12	Payroll (\$1,000)		Total number of establishments	Number of establishments by employment-size class										
			First quarter	Annual		1 to 4	5 to 9	10 to 19	20 to 49	50 to 99	100 to 249	250 to 499	500 to 999	1,000 or more		
<b>42</b>	<b>KNOX—Con.</b>															
	<b>Wholesale trade—Con.</b>															
421	Wholesale trade, durable goods—Con.															
4217	Hardware, plumb & heating equip & sup whsle—Con.															
42173	Warm air heating & AC equip & supplies whsle .....	465	8 053	24 221	35	18	8	2	6	—	1	—	—	—	—	
421730	Warm air heating & AC equip & supplies whsle .....	465	8 053	24 221	35	18	8	2	6	—	1	—	—	—	—	
4218	Machinery, equipment & supplies whsle .....	2 148	20 961	87 383	165	78	33	23	23	5	3	—	—	—	—	
42181	Const & mining (exc petroleum) equip whsle ..	405	5 138	17 935	18	8	4	2	2	1	1	—	—	—	—	
421810	Const & mining (exc petroleum) equip whsle ..	405	5 138	17 935	18	8	4	2	2	1	1	—	—	—	—	
42183	Industrial machinery & equipment whsle .....	899	8 673	39 233	89	42	18	12	15	2	—	—	—	—	—	
421830	Industrial machinery & equipment whsle ....	899	8 673	39 233	89	42	18	12	15	2	—	—	—	—	—	
42184	Industrial supplies whsle .....	471	3 948	17 388	35	15	7	6	5	2	—	—	—	—	—	
421840	Industrial supplies whsle .....	471	3 948	17 388	35	15	7	6	5	2	—	—	—	—	—	
42185	Service establishment equip & supplies whsle ..	318	2 754	11 137	16	10	2	2	—	—	2	—	—	—	—	
421850	Service establishment equip & supplies whsle ..	318	2 754	11 137	16	10	2	2	—	—	2	—	—	—	—	
4219	Miscellaneous durable goods whsle .....	604	4 308	17 677	59	34	13	5	6	—	1	—	—	—	—	
42191	Sporting & recreational goods & supply whsle ..	107	698	3 121	15	7	5	2	1	—	—	—	—	—	—	
421910	Sporting & recreational goods & supply whsle ..	107	698	3 121	15	7	5	2	1	—	—	—	—	—	—	
42193	Recyclable material whsle .....	184	1 184	4 981	14	5	3	2	4	—	—	—	—	—	—	
421930	Recyclable material whsle .....	184	1 184	4 981	14	5	3	2	4	—	—	—	—	—	—	
42199	Other miscellaneous durable goods whsle ....	242	1 922	7 339	16	12	2	1	—	—	1	—	—	—	—	
421990	Other miscellaneous durable goods whsle ....	242	1 922	7 339	16	12	2	1	—	—	1	—	—	—	—	
422	Wholesale trade, nondurable goods .....	3 962	31 932	147 763	255	117	41	48	34	8	6	1	—	—	—	
4221	Paper & paper product whsle .....	416	4 157	18 095	46	22	11	8	3	2	—	—	—	—	—	
42212	Stationery & office supplies whsle .....	273	2 488	11 333	27	11	8	4	3	1	—	—	—	—	—	
422120	Stationery & office supplies whsle .....	273	2 488	11 333	27	11	8	4	3	1	—	—	—	—	—	
4222	Drugs & druggists' sundries whsle .....	330	2 349	10 885	9	3	1	2	1	1	—	—	—	—	—	
42221	Drugs & druggists' sundries whsle .....	330	2 349	10 885	9	3	1	2	1	1	—	—	—	—	—	
422210	Drugs & druggists' sundries whsle .....	330	2 349	10 885	9	3	1	2	1	1	—	—	—	—	—	
4223	Apparel, piece goods & notions whsle .....	133	1 217	5 521	21	11	4	6	—	—	—	—	—	—	—	
42232	Men's & boys' clothing & furnishings whsle ...	102	704	3 121	10	2	3	5	—	—	—	—	—	—	—	
422320	Men's & boys' clothing & furnishings whsle ...	102	704	3 121	10	2	3	5	—	—	—	—	—	—	—	
4224	Grocery & related product whsle .....	1 255	11 417	48 577	58	20	8	10	15	2	3	—	—	—	—	
42242	Packaged frozen food whsle .....	268	1 884	8 408	9	2	1	4	1	—	1	—	—	—	—	
422420	Packaged frozen food whsle .....	268	1 884	8 408	9	2	1	4	1	—	1	—	—	—	—	
42245	Confectionery whsle .....	(C)	(D)	(D)	5	3	—	—	1	—	1	—	—	—	—	
42248	Fresh fruit & vegetable whsle .....	255	1 810	8 254	11	2	1	1	7	—	—	—	—	—	—	
422480	Fresh fruit & vegetable whsle .....	255	1 810	8 254	11	2	1	1	7	—	—	—	—	—	—	
42249	Other grocery & related products whsle ....	378	4 490	18 969	11	3	—	2	3	2	1	—	—	—	—	
422490	Other grocery & related products whsle ....	378	4 490	18 969	11	3	—	2	3	2	1	—	—	—	—	
4226	Chemical & allied products whsle .....	206	1 503	6 647	31	19	3	8	1	—	—	—	—	—	—	
42269	Other chemical & allied products whsle .....	142	1 084	4 896	21	12	2	7	—	—	—	—	—	—	—	
422690	Other chemical & allied products whsle .....	142	1 084	4 896	21	12	2	7	—	—	—	—	—	—	—	
4227	Petroleum & petroleum products whsle .....	147	1 495	6 167	22	11	4	6	1	—	—	—	—	—	—	
42271	Petroleum bulk stations & terminals .....	136	1 361	5 530	16	6	3	6	1	—	—	—	—	—	—	
422710	Petroleum bulk stations & terminals .....	136	1 361	5 530	16	6	3	6	1	—	—	—	—	—	—	
4228	Beer, wine, distilled alcoholic beverage whsle ..	453	4 078	23 116	9	1	—	—	5	2	1	—	—	—	—	
42281	Beer & ale whsle .....	295	2 257	13 271	3	—	—	—	—	2	1	—	—	—	—	
422810	Beer & ale whsle .....	295	2 257	13 271	3	—	—	—	—	2	1	—	—	—	—	
42282	Wine & distilled alcoholic beverage whsle ..	158	1 821	9 845	6	1	—	—	5	—	—	—	—	—	—	
422820	Wine & distilled alcoholic beverage whsle ..	158	1 821	9 845	6	1	—	—	5	—	—	—	—	—	—	
4229	Miscellaneous nondurable goods whsle .....	979	5 544	27 947	53	27	8	7	8	1	1	1	—	—	—	
42292	Book, periodical & newspaper whsle .....	313	1 654	11 159	10	6	—	1	2	—	1	—	—	—	—	
422920	Book, periodical & newspaper whsle .....	313	1 654	11 159	10	6	—	1	2	—	1	—	—	—	—	
42293	Flower, nursery stock, florists' supplies whsle ..	134	834	3 159	8	2	2	—	4	—	—	—	—	—	—	
422930	Flower, nursery stock, florists' supplies whsle ..	134	834	3 159	8	2	2	—	4	—	—	—	—	—	—	
42294	Tobacco & tobacco product whsle .....	284	1 662	6 838	7	4	—	2	—	—	—	1	—	—	—	
422940	Tobacco & tobacco product whsle .....	284	1 662	6 838	7	4	—	2	—	—	—	1	—	—	—	
42299	Other miscellaneous nondurable goods whsle ..	180	977	4 925	20	13	3	1	2	1	—	—	—	—	—	
422990	Other miscellaneous nondurable goods whsle ..	180	977	4 925	20	13	3	1	2	1	—	—	—	—	—	
<b>44-45</b>	<b>Retail trade .....</b>	<b>28 636</b>	<b>134 931</b>	<b>572 315</b>	<b>1 912</b>	<b>755</b>	<b>512</b>	<b>343</b>	<b>187</b>	<b>64</b>	<b>44</b>	<b>7</b>	<b>—</b>	<b>—</b>	<b>—</b>	
441	Motor vehicle & parts dealers .....	3 596	28 999	127 018	223	94	45	41	27	7	9	—	—	—	—	
4411	Automobile dealers .....	2 230	19 991	88 315	88	43	13	6	11	7	8	—	—	—	—	
44111	New car dealers .....	2 026	18 404	82 232	39	7	3	4	10	7	8	—	—	—	—	
441110	New car dealers .....	2 026	18 404	82 232	39	7	3	4	10	7	8	—	—	—	—	
44112	Used car dealers .....	204	1 587	6 083	49	36	10	2	1	—	—	—	—	—	—	
441120	Used car dealers .....	204	1 587	6 083	49	36	10	2	1	—	—	—	—	—	—	
4412	Other motor vehicle dealers .....	327	2 854	12 610	22	8	5	5	3	—	1	—	—	—	—	
44121	Recreational vehicle dealers .....	160	1 938	7 937	7	3	1	1	1	—	1	—	—	—	—	
441210	Recreational vehicle dealers .....	160	1 938	7 937	7	3	1	1	1	—	1	—	—	—	—	
44122	Motorcycle & boat & other MV dealers .....	167	916	4 673	15	5	4	4	2	—	—	—	—	—	—	
4413	Automotive parts, accessories & tire stores .....	1 039	6 154	26 093	113	43	27	30	13	—	—	—	—	—	—	
44131	Automotive parts, accessories & tire stores ..	692	3 858	15 789	79	33	22	17	7	—	—	—	—	—	—	
441310	Automotive parts, accessories & tire stores ..	692	3 858	15 789	79	33	22	17	7	—	—	—	—	—	—	
44132	Tire dealers .....	347	2 296	10 304	34	10	5	13	6	—	—	—	—	—	—	
441320	Tire dealers .....	347	2 296	10 304	34	10	5	13	6	—	—	—	—	—	—	

See footnotes at end of table.

**Table 6. Counties—Employees, Payroll, and Establishments by Industry: 2000—Con.**

[Excludes most government employees, railroad employees, and self-employed persons. Size class 1 to 4 includes establishments with payroll, but no employees, during mid-March pay period. (D) denotes figures withheld to avoid disclosing data for individual companies; the data are included in broader industry totals. Detailed industries with 100 or more employees are shown if industry was not a (D). For explanation of terms, abbreviations, and data reliability/comparability, see introductory text]

NAICS code	Industry	Number of employees for week including March 12	Payroll (\$1,000)		Total number of establishments	Number of establishments by employment-size class								
			First quarter	Annual		1 to 4	5 to 9	10 to 19	20 to 49	50 to 99	100 to 249	250 to 499	500 to 999	1,000 or more
<b>KNOX—Con.</b>														
<b>44-45 Retail trade—Con.</b>														
442	Furniture & home furnishing stores	1 149	7 079	28 986	110	43	25	20	20	2	-	-	-	-
4421	Furniture stores	608	3 885	15 586	57	19	17	11	8	2	-	-	-	-
44211	Furniture stores	608	3 885	15 586	57	19	17	11	8	2	-	-	-	-
442110	Furniture stores	608	3 885	15 586	57	19	17	11	8	2	-	-	-	-
4422	Home furnishings stores	541	3 194	13 400	53	24	8	9	12	-	-	-	-	-
44221	Floor covering stores	195	1 810	7 636	21	12	2	3	4	-	-	-	-	-
442210	Floor covering stores	195	1 810	7 636	21	12	2	3	4	-	-	-	-	-
44229	Other home furnishings stores	346	1 384	5 764	32	12	6	6	8	-	-	-	-	-
442299	All other home furnishings stores	319	1 297	5 413	29	10	6	6	7	-	-	-	-	-
443	Electronics & appliance stores	819	4 514	20 049	78	36	21	12	5	3	1	-	-	-
4431	Electronics & appliance stores	819	4 514	20 049	78	36	21	12	5	3	1	-	-	-
44311	Appliance, TV & all other electronics stores	554	2 782	12 399	50	24	15	5	3	2	1	-	-	-
443111	Household appliance stores	117	593	3 760	21	13	4	3	1	-	-	-	-	-
443112	Radio, television & other electronics stores	437	2 189	8 639	29	11	11	2	2	2	1	-	-	-
44312	Computer & software stores	(C)	(D)	(D)	24	12	6	3	2	1	-	-	-	-
444	Bldg material & garden equip & supp dealers	2 711	18 507	75 729	145	42	30	42	22	3	6	-	-	-
4441	Building material & supplies dealers	2 399	17 107	69 664	114	29	25	33	18	3	6	-	-	-
44411	Home centers	(F)	(D)	(D)	6	-	-	-	1	-	5	-	-	-
44419	Other building material dealers	1 349	11 175	46 313	84	21	13	29	17	3	1	-	-	-
444190	Other building material dealers	1 349	11 175	46 313	84	21	13	29	17	3	1	-	-	-
4442	Lawn & garden equip & supplies stores	312	1 400	6 065	31	13	5	9	4	-	-	-	-	-
44422	Nursery & garden centers	289	1 335	5 789	26	10	4	8	4	-	-	-	-	-
444220	Nursery & garden centers	289	1 335	5 789	26	10	4	8	4	-	-	-	-	-
445	Food & beverage stores	5 064	16 853	70 021	210	97	40	17	20	22	14	-	-	-
4451	Grocery stores	4 622	15 138	62 785	119	39	18	8	18	22	14	-	-	-
44511	Grocery (except convenience) stores	4 485	14 771	61 937	89	24	6	5	18	22	14	-	-	-
445110	Grocery (except convenience) stores	4 485	14 771	61 937	89	24	6	5	18	22	14	-	-	-
44512	Convenience stores	137	367	1 448	30	15	12	3	-	-	-	-	-	-
445120	Convenience stores	137	367	1 448	30	15	12	3	-	-	-	-	-	-
4452	Specialty food stores	226	788	3 539	45	29	10	4	2	-	-	-	-	-
44529	Other specialty food stores	149	627	2 686	26	15	6	4	1	-	-	-	-	-
4453	Beer, wine & liquor stores	216	927	3 697	46	29	12	5	-	-	-	-	-	-
44531	Beer, wine & liquor stores	216	927	3 697	46	29	12	5	-	-	-	-	-	-
445310	Beer, wine & liquor stores	216	927	3 697	46	29	12	5	-	-	-	-	-	-
446	Health & personal care stores	2 074	10 551	44 524	136	49	25	40	17	4	-	1	-	-
4461	Health & personal care stores	2 074	10 551	44 524	136	49	25	40	17	4	-	1	-	-
44611	Pharmacies & drug stores	1 721	9 108	38 349	72	11	10	29	17	4	-	1	-	-
446110	Pharmacies & drug stores	1 721	9 108	38 349	72	11	10	29	17	4	-	1	-	-
44613	Optical goods stores	165	867	3 512	24	11	7	6	-	-	-	-	-	-
446130	Optical goods stores	165	867	3 512	24	11	7	6	-	-	-	-	-	-
447	Gasoline stations	1 798	6 629	27 022	222	64	113	31	11	3	-	-	-	-
4471	Gasoline stations	1 798	6 629	27 022	222	64	113	31	11	3	-	-	-	-
44711	Gasoline stations with convenience stores	1 272	4 612	19 152	184	44	107	28	5	-	-	-	-	-
447110	Gasoline stations with convenience stores	1 272	4 612	19 152	184	44	107	28	5	-	-	-	-	-
44719	Other gasoline stations	526	2 017	7 870	38	20	6	3	6	3	-	-	-	-
447190	Other gasoline stations	526	2 017	7 870	38	20	6	3	6	3	-	-	-	-
448	Clothing & clothing accessories stores	2 681	8 773	37 099	282	107	88	60	22	3	2	-	-	-
4481	Clothing stores	2 001	5 754	24 822	167	51	51	42	18	3	2	-	-	-
44811	Men's clothing stores	156	846	3 684	17	5	2	9	1	-	-	-	-	-
448110	Men's clothing stores	156	846	3 684	17	5	2	9	1	-	-	-	-	-
44812	Women's clothing stores	567	1 577	7 030	70	24	28	16	1	1	-	-	-	-
448120	Women's clothing stores	567	1 577	7 030	70	24	28	16	1	1	-	-	-	-
44813	Children's & infants' clothing stores	143	388	1 652	14	3	5	5	1	-	-	-	-	-
448130	Children's & infants' clothing stores	143	388	1 652	14	3	5	5	1	-	-	-	-	-
44814	Family clothing stores	888	2 252	9 490	31	2	3	11	11	2	2	-	-	-
448140	Family clothing stores	888	2 252	9 490	31	2	3	11	11	2	2	-	-	-
44819	Other clothing stores	193	558	2 438	27	14	9	1	3	-	-	-	-	-
448190	Other clothing stores	193	558	2 438	27	14	9	1	3	-	-	-	-	-
4482	Shoe stores	338	1 115	4 336	59	30	19	9	1	-	-	-	-	-
44821	Shoe stores	338	1 115	4 336	59	30	19	9	1	-	-	-	-	-
448210	Shoe stores	338	1 115	4 336	59	30	19	9	1	-	-	-	-	-
4483	Jewelry, luggage & leather goods stores	342	1 904	7 941	56	26	18	9	3	-	-	-	-	-
44831	Jewelry stores	327	1 852	7 697	52	23	17	9	3	-	-	-	-	-
448310	Jewelry stores	327	1 852	7 697	52	23	17	9	3	-	-	-	-	-
451	Sporting goods, hobby, book & music stores	1 359	4 647	18 729	134	52	36	28	15	3	-	-	-	-
4511	Sporting goods, hobby, musical instrument stores	868	3 171	12 887	86	33	24	17	10	2	-	-	-	-
45111	Sporting goods stores	263	1 081	3 944	35	17	10	6	2	-	-	-	-	-
451110	Sporting goods stores	263	1 081	3 944	35	17	10	6	2	-	-	-	-	-
45112	Hobby, toy & game stores	309	896	4 092	25	6	9	4	6	-	-	-	-	-
451120	Hobby, toy & game stores	309	896	4 092	25	6	9	4	6	-	-	-	-	-
45113	Sewing, needlework & piece goods stores	179	558	2 300	10	4	1	2	1	2	-	-	-	-
451130	Sewing, needlework & piece goods stores	179	558	2 300	10	4	1	2	1	2	-	-	-	-
45114	Musical instrument & supplies stores	117	636	2 551	16	6	4	5	1	-	-	-	-	-
451140	Musical instrument & supplies stores	117	636	2 551	16	6	4	5	1	-	-	-	-	-
4512	Book, periodical & music stores	491	1 476	5 842	48	19	12	11	5	1	-	-	-	-
45121	Book stores & news dealers	356	1 024	4 130	31	13	6	8	3	1	-	-	-	-
45122	Prerecorded tape, CD & record stores	135	452	1 712	17	6	6	3	2	-	-	-	-	-
451220	Prerecorded tape, CD & record stores	135	452	1 712	17	6	6	3	2	-	-	-	-	-

See footnotes at end of table.

## Table 6. Counties—Employees, Payroll, and Establishments by Industry: 2000—Con.

[Excludes most government employees, railroad employees, and self-employed persons. Size class 1 to 4 includes establishments with payroll, but no employees, during mid-March pay period. (D) denotes figures withheld to avoid disclosing data for individual companies; the data are included in broader industry totals. Detailed industries with 100 or more employees are shown if industry was not a (D). For explanation of terms, abbreviations, and data reliability/comparability, see introductory text]

NAICS code	Industry	Number of employees for week including March 12	Payroll (\$1,000)		Total number of establishments	Number of establishments by employment-size class									
			First quarter	Annual		1 to 4	5 to 9	10 to 19	20 to 49	50 to 99	100 to 249	250 to 499	500 to 999	1,000 or more	
<b>KNOX—Con.</b>															
<b>44-45</b>	<b>Retail trade—Con.</b>														
452	General merchandise stores .....	4 902	17 729	77 011	75	16	18	9	3	13	11	5	—	—	
4521	Department stores .....	4 286	15 716	68 133	28	1	—	—	—	12	10	5	—	—	
45211	Department stores .....	4 286	15 716	68 133	28	1	—	—	—	12	10	5	—	—	
452110	Department stores .....	4 286	15 716	68 133	28	1	—	—	—	12	10	5	—	—	
4529	Other general merchandise stores .....	616	2 013	8 878	47	15	18	9	3	1	1	—	—	—	
45291	Warehouse clubs & superstores .....	(C)	(D)	(D)	1	—	—	—	—	—	1	—	—	—	
45299	All other general merchandise stores .....	(E)	(D)	(D)	46	15	18	9	3	1	—	—	—	—	
453	Miscellaneous store retailers .....	1 653	6 367	26 987	226	113	58	34	20	1	—	—	—	—	
4531	Florists .....	161	508	2 025	30	16	9	3	2	—	—	—	—	—	
45311	Florists .....	161	508	2 025	30	16	9	3	2	—	—	—	—	—	
453110	Florists .....	161	508	2 025	30	16	9	3	2	—	—	—	—	—	
4532	Office supplies, stationery & gift stores .....	630	2 084	8 753	73	33	17	13	10	—	—	—	—	—	
45321	Office supplies & stationery stores .....	283	1 300	5 237	19	4	5	2	8	—	—	—	—	—	
453210	Office supplies & stationery stores .....	283	1 300	5 237	19	4	5	2	8	—	—	—	—	—	
45322	Gift, novelty & souvenir stores .....	347	784	3 516	54	29	12	11	2	—	—	—	—	—	
453220	Gift, novelty & souvenir stores .....	347	784	3 516	54	29	12	11	2	—	—	—	—	—	
4533	Used merchandise stores .....	203	853	2 677	30	20	4	2	4	—	—	—	—	—	
45331	Used merchandise stores .....	203	853	2 677	30	20	4	2	4	—	—	—	—	—	
453310	Used merchandise stores .....	203	853	2 677	30	20	4	2	4	—	—	—	—	—	
4539	Other miscellaneous store retailers .....	659	2 922	13 532	93	44	28	16	4	1	—	—	—	—	
45391	Pet & pet supplies stores .....	199	506	2 048	21	9	4	5	3	—	—	—	—	—	
453910	Pet & pet supplies stores .....	199	506	2 048	21	9	4	5	3	—	—	—	—	—	
45393	Manufactured (mobile) home dealers .....	127	1 240	5 835	14	3	5	5	1	—	—	—	—	—	
453930	Manufactured (mobile) home dealers .....	127	1 240	5 835	14	3	5	5	1	—	—	—	—	—	
45399	All other miscellaneous store retailers .....	294	998	4 903	51	29	16	5	—	1	—	—	—	—	
453998	All other misc store retailers (exc tobacco) .....	237	829	4 210	35	17	13	4	—	1	—	—	—	—	
454	Nonstore retailers .....	830	4 283	19 140	71	42	13	9	5	—	1	1	—	—	
4541	Electronic shopping & mail-order houses .....	497	2 335	11 144	15	5	5	3	—	1	1	—	—	—	
45411	Electronic shopping & mail-order houses .....	497	2 335	11 144	15	5	5	3	—	1	1	—	—	—	
454110	Electronic shopping & mail-order houses .....	497	2 335	11 144	15	5	5	3	—	1	1	—	—	—	
4542	Vending machine operators .....	128	658	2 755	26	20	3	1	2	—	—	—	—	—	
45421	Vending machine operators .....	128	658	2 755	26	20	3	1	2	—	—	—	—	—	
454210	Vending machine operators .....	128	658	2 755	26	20	3	1	2	—	—	—	—	—	
4543	Direct selling establishments .....	205	1 290	5 241	30	17	5	5	3	—	—	—	—	—	
45439	Other direct selling establishments .....	137	789	3 353	23	15	3	3	2	—	—	—	—	—	
454390	Other direct selling establishments .....	137	789	3 353	23	15	3	3	2	—	—	—	—	—	
<b>48-49</b>	<b>Transportation &amp; warehousing .....</b>														
481	Air transportation .....	291	802	3 312	8	3	1	1	2	—	1	—	—	—	
4811	Scheduled air transportation .....	(E)	(D)	(D)	5	—	1	1	2	—	1	—	—	—	
48111	Scheduled air transportation .....	(E)	(D)	(D)	5	—	1	1	2	—	1	—	—	—	
484	Truck transportation .....	3 691	32 370	134 011	165	80	20	17	30	9	7	2	—	—	
4841	General freight trucking .....	3 015	27 588	114 219	103	48	9	8	21	9	6	2	—	—	
48411	General freight trucking, local .....	135	1 139	4 793	19	13	2	1	3	—	—	—	—	—	
484110	General freight trucking, local .....	135	1 139	4 793	19	13	2	1	3	—	—	—	—	—	
48412	General freight trucking, long-distance .....	2 880	26 449	109 426	84	35	7	7	18	9	6	2	—	—	
484121	General freight trucking, long-distance, TL .....	1 621	13 914	56 722	61	29	7	7	10	3	4	1	—	—	
484122	General freight trucking, long-distance, LTL .....	1 259	12 535	52 704	23	6	—	—	8	6	2	1	—	—	
4842	Specialized freight trucking .....	676	4 782	19 792	62	32	11	9	9	—	1	—	—	—	
48421	Used household & office goods moving .....	204	1 267	4 723	12	5	1	1	5	—	—	—	—	—	
484210	Used household & office goods moving .....	204	1 267	4 723	12	5	1	1	5	—	—	—	—	—	
48422	Specialized freight (exc used) trucking, local .....	190	1 059	4 532	29	17	5	5	2	—	—	—	—	—	
484220	Specialized freight (exc used) trucking, local .....	190	1 059	4 532	29	17	5	5	2	—	—	—	—	—	
48423	Specialized freight (exc used) trucking, LDist .....	282	2 456	10 537	21	10	5	3	2	—	1	—	—	—	
484230	Specialized freight (exc used) trucking, LDist .....	282	2 456	10 537	21	10	5	3	2	—	1	—	—	—	
485	Transit & ground passenger transportation .....	711	2 966	12 475	75	49	15	5	3	2	1	—	—	—	
4851	Urban transit systems .....	(C)	(D)	(D)	1	—	—	—	—	—	1	—	—	—	
48511	Urban transit systems .....	(C)	(D)	(D)	1	—	—	—	—	—	1	—	—	—	
4854	School & employee bus transportation .....	256	587	2 153	57	39	14	2	2	—	—	—	—	—	
48541	School & employee bus transportation .....	256	587	2 153	57	39	14	2	2	—	—	—	—	—	
485410	School & employee bus transportation .....	256	587	2 153	57	39	14	2	2	—	—	—	—	—	
488	Transportation support activities .....	169	1 090	5 344	34	23	6	5	—	—	—	—	—	—	
492	Couriers & messengers .....	270	1 610	7 484	11	7	—	2	1	—	1	—	—	—	
4921	Couriers .....	(E)	(D)	(D)	6	3	—	1	1	—	1	—	—	—	
49211	Couriers .....	(E)	(D)	(D)	6	3	—	1	1	—	1	—	—	—	
493	Warehousing & storage .....	(C)	(D)	(D)	17	11	4	1	—	1	—	—	—	—	
4931	Warehousing & storage .....	(C)	(D)	(D)	17	11	4	1	—	1	—	—	—	—	
49311	General warehousing & storage .....	(C)	(D)	(D)	15	9	4	1	—	1	—	—	—	—	
<b>51</b>	<b>Information .....</b>														
511	Publishing industries .....	938	8 600	34 867	50	27	11	6	5	—	—	1	—	—	
5111	Newspaper, periodical, book, database publishers .....	848	7 071	29 164	33	17	8	3	4	—	—	—	1	—	
51111	Newspaper publishers .....	(F)	(D)	(D)	8	2	1	2	2	—	—	—	1	—	
512	Motion picture & sound recording industries .....	629	4 326	21 123	28	7	6	1	12	1	1	—	—	—	
5121	Motion picture & video industries .....	620	4 180	20 839	24	3	6	1	12	1	1	—	—	—	
51211	Motion picture & video production .....	219	3 305	17 270	8	2	3	—	2	—	1	—	—	—	
512110	Motion picture & video production .....	219	3 305	17 270	8	2	3	—	2	—	1	—	—	—	
51213	Motion picture & video exhibition .....	379	675	2 821	12	—	—	—	1	10	1	—	—	—	
512131	Motion picture theaters (except drive-ins) .....	379	675	2 821	12	—	—	—	1	10	1	—	—	—	

See footnotes at end of table.

**Table 6. Counties—Employees, Payroll, and Establishments by Industry: 2000—Con.**

[Excludes most government employees, railroad employees, and self-employed persons. Size class 1 to 4 includes establishments with payroll, but no employees, during mid-March pay period. (D) denotes figures withheld to avoid disclosing data for individual companies; the data are included in broader industry totals. Detailed industries with 100 or more employees are shown if industry was not a (D). For explanation of terms, abbreviations, and data reliability/comparability, see introductory text]

NAICS code	Industry	Number of employees for week including March 12	Payroll (\$1,000)		Total number of establishments	Number of establishments by employment-size class								
			First quarter	Annual		1 to 4	5 to 9	10 to 19	20 to 49	50 to 99	100 to 249	250 to 499	500 to 999	1,000 or more
<b>KNOX—Con.</b>														
<b>51 Information—Con.</b>														
513	Broadcasting & telecommunications .....	3 496	34 090	133 924	128	59	15	23	15	4	9	3	-	-
5131	Radio & television broadcasting .....	(F)	(D)	(D)	28	7	3	7	5	1	5	-	-	-
51311	Radio broadcasting .....	(E)	(D)	(D)	20	5	3	6	3	1	2	-	-	-
51312	Television broadcasting .....	412	3 970	16 205	8	2	-	1	2	-	3	-	-	-
513120	Television broadcasting .....	412	3 970	16 205	8	2	-	1	2	-	3	-	-	-
5132	Cable networks & program distribution .....	(F)	(D)	(D)	5	2	-	1	-	-	1	1	-	-
51321	Cable networks .....	(E)	(D)	(D)	1	-	-	-	-	-	1	1	-	-
51322	Cable & other program distribution .....	(C)	(D)	(D)	4	2	-	1	-	-	1	-	-	-
5133	Telecommunications .....	2 066	19 074	76 864	95	50	12	15	10	3	3	2	-	-
51331	Wired telecommunications carriers .....	1 405	14 244	55 678	59	27	8	12	5	3	3	1	-	-
513310	Wired telecommunications carriers .....	1 405	14 244	55 678	59	27	8	12	5	3	3	1	-	-
51332	Wireless telecom carriers (exc satellite) .....	655	4 766	20 881	32	19	4	3	5	-	-	1	-	-
513321	Paging .....	139	997	4 282	15	10	1	2	2	-	-	-	-	-
513322	Cellular & other wireless telecommunications .....	516	3 769	16 599	17	9	3	1	3	-	-	1	-	-
514	Information & data processing services .....	115	697	3 045	27	20	4	2	1	-	-	-	-	-
<b>52 Finance &amp; insurance .....</b>														
<b>7 741 75 954 299 206 756 424 176 90 44 13 4 5 - -</b>														
522	Credit intermediation & related activities .....	4 008	33 361	131 711	339	132	118	59	20	4	4	2	-	-
5221	Depository credit intermediation .....	2 533	20 680	79 788	163	38	63	45	11	2	3	1	-	-
52211	Commercial banking .....	1 724	15 279	56 751	107	24	45	27	7	1	2	1	-	-
522110	Commercial banking .....	1 724	15 279	56 751	107	24	45	27	7	1	2	1	-	-
52212	Savings institutions .....	(E)	(D)	(D)	15	1	2	10	1	-	1	-	-	-
52213	Credit unions .....	(E)	(D)	(D)	41	13	16	8	3	1	-	-	-	-
5222	Nondepository credit intermediation .....	1 313	11 695	47 944	134	64	45	13	8	2	1	1	-	-
52222	Sales financing .....	381	3 562	14 257	18	10	4	-	3	-	-	1	-	-
522220	Sales financing .....	381	3 562	14 257	18	10	4	-	3	-	-	1	-	-
52229	Other nondepository credit intermediation .....	932	8 133	33 687	116	54	41	13	5	2	1	-	-	-
522291	Consumer lending .....	273	2 303	10 479	43	22	-	18	2	-	1	-	-	-
522292	Real estate credit .....	520	4 744	19 004	46	16	14	10	4	1	1	-	-	-
522298	All oth nondepository credit intermediation .....	139	1 086	4 204	27	16	9	1	1	-	-	-	-	-
5223	Activities related to credit intermediation .....	162	986	3 979	42	30	10	1	1	-	-	-	-	-
523	Security, commodity contracts & like activity .....	(F)	(D)	(D)	92	64	7	8	9	4	-	-	-	-
5231	Scrtly & comdty contracts intermed & brokerage .....	(F)	(D)	(D)	46	29	5	3	6	3	-	-	-	-
52312	Securities brokerage .....	519	11 618	38 153	44	28	4	3	6	3	-	-	-	-
523120	Securities brokerage .....	519	11 618	38 153	44	28	4	3	6	3	-	-	-	-
5239	Other financial investment activities .....	303	2 378	12 103	46	35	2	5	3	1	-	-	-	-
52391	Miscellaneous intermediation .....	(C)	(D)	(D)	7	5	-	1	-	1	-	-	-	-
524	Insurance carriers & related activities .....	2 901	28 448	116 616	323	226	51	23	15	5	-	3	-	-
5241	Insurance carriers .....	1 975	20 065	77 970	95	50	15	13	11	3	-	3	-	-
52411	Direct life, health, medical insurance carriers .....	1 658	16 141	62 812	45	17	6	9	9	1	-	3	-	-
524113	Direct life insurance carriers .....	507	5 193	18 260	36	15	6	7	7	1	-	-	-	-
524114	Direct health & medical insurance carriers .....	1 151	10 948	44 552	9	2	-	2	2	-	-	3	-	-
52412	Other direct insurance carriers .....	(E)	(D)	(D)	49	32	9	4	2	2	-	-	-	-
524126	Direct property & casualty insurance carriers .....	300	3 744	14 576	44	29	7	4	2	2	-	-	-	-
5242	Agencies & other insurance related activities .....	926	8 383	38 646	228	176	36	10	4	2	-	-	-	-
52421	Insurance agencies & brokerages .....	795	7 303	34 037	202	158	30	10	2	2	-	-	-	-
524210	Insurance agencies & brokerages .....	795	7 303	34 037	202	158	30	10	2	2	-	-	-	-
52429	Other insurance related activities .....	131	1 080	4 609	26	18	6	-	2	-	-	-	-	-
<b>53 Real estate &amp; rental &amp; leasing .....</b>														
<b>2 927 20 682 83 612 462 305 93 39 18 3 4 - -</b>														
531	Real estate .....	1 584	11 973	46 199	325	243	55	17	7	1	2	-	-	-
5311	Lessors of real estate .....	663	6 525	21 502	143	107	25	7	3	-	1	-	-	-
53111	Lessors of residential buildings & dwellings .....	386	4 415	12 006	60	36	17	5	1	-	1	-	-	-
531110	Lessors of residential buildings & dwellings .....	386	4 415	12 006	60	36	17	5	1	-	1	-	-	-
53112	Lessors of nonres bldg (exc miniwarehouses) .....	195	1 678	7 444	50	40	6	2	2	-	-	-	-	-
531120	Lessors of nonres bldg (exc miniwarehouses) .....	195	1 678	7 444	50	40	6	2	2	-	-	-	-	-
5312	Offices of real estate agents & brokers .....	394	1 989	9 859	99	77	15	4	2	1	-	-	-	-
53121	Offices of real estate agents & brokers .....	394	1 989	9 859	99	77	15	4	2	1	-	-	-	-
531210	Offices of real estate agents & brokers .....	394	1 989	9 859	99	77	15	4	2	1	-	-	-	-
5313	Activities related to real estate .....	527	3 459	14 838	83	59	15	6	2	-	1	-	-	-
53131	Real estate property managers .....	410	2 419	10 419	45	27	11	5	1	-	-	-	-	-
531311	Residential property managers .....	301	1 762	7 527	35	24	7	3	-	-	1	-	-	-
531312	Nonresidential property managers .....	109	657	2 892	10	3	4	2	1	-	-	-	-	-
532	Rental & leasing services .....	1 318	8 598	36 615	133	60	37	21	11	2	2	-	-	-
5321	Automotive equipment rental & leasing .....	321	2 222	9 235	26	14	5	3	3	-	1	-	-	-
53212	Truck, utility trailer & RV rental & leasing .....	251	1 989	7 917	21	13	3	2	2	-	1	-	-	-
532120	Truck, utility trailer & RV rental & leasing .....	251	1 989	7 917	21	13	3	2	2	-	1	-	-	-
5322	Consumer goods rental .....	383	1 441	6 060	55	23	20	10	2	-	-	-	-	-
53223	Video tape & disc rental .....	206	506	2 011	30	12	6	-	-	-	-	-	-	-
532230	Video tape & disc rental .....	206	506	2 011	30	12	6	-	-	-	-	-	-	-
53229	Other consumer goods rental .....	116	716	3 044	15	6	5	3	1	-	-	-	-	-
5324	Commercial, industrial equip rental & leasing .....	527	4 352	18 197	39	19	6	6	5	2	1	-	-	-
53241	Const, trans, mining equip rental & leasing .....	193	1 439	5 678	14	6	2	3	2	1	-	-	-	-
53249	Oth commercial, industrial equip rental, lease .....	304	2 716	11 628	18	9	2	2	3	1	1	-	-	-
532490	Oth commercial, industrial equip rental, lease .....	304	2 716	11 628	18	9	2	2	3	1	1	-	-	-

See footnotes at end of table.

**Table 6. Counties—Employees, Payroll, and Establishments by Industry: 2000—Con.**

[Excludes most government employees, railroad employees, and self-employed persons. Size class 1 to 4 includes establishments with payroll, but no employees, during mid-March pay period. (D) denotes figures withheld to avoid disclosing data for individual companies; the data are included in broader industry totals. Detailed industries with 100 or more employees are shown if industry was not a (D). For explanation of terms, abbreviations, and data reliability/comparability, see introductory text]

NAICS code	Industry	Number of employees for week including March 12	Payroll (\$1,000)		Total number of establishments	Number of establishments by employment-size class								
			First quarter	Annual		1 to 4	5 to 9	10 to 19	20 to 49	50 to 99	100 to 249	250 to 499	500 to 999	1,000 or more
<b>KNOX—Con.</b>														
<b>54</b>	<b>Professional, scientific &amp; technical services</b>	<b>10 516</b>	<b>93 887</b>	<b>410 482</b>	<b>1 086</b>	<b>665</b>	<b>177</b>	<b>127</b>	<b>89</b>	<b>15</b>	<b>10</b>	<b>2</b>	<b>1</b>	<b>—</b>
541	Professional, scientific & technical services	10 516	93 887	410 482	1 086	665	177	127	89	15	10	2	1	—
5411	Legal services	1 769	15 715	71 862	268	164	50	29	23	2	—	—	—	—
54111	Offices of lawyers	1 668	15 014	69 019	246	150	45	26	23	2	—	—	—	—
541110	Offices of lawyers	1 668	15 014	69 019	246	150	45	26	23	2	—	—	—	—
54119	Other legal services	101	701	2 843	22	14	5	3	—	—	—	—	—	—
5412	Accounting, tax prep, bookkeep, payroll services	1 560	10 505	47 182	158	104	22	17	11	2	1	1	—	—
54121	Accounting, tax prep, bookkeep, payroll services	1 560	10 505	47 182	158	104	22	17	11	2	1	1	—	—
541211	Offices of certified public accountants	682	6 579	32 709	98	63	15	13	5	2	—	—	—	—
541213	Tax preparation services	227	576	1 418	10	7	1	—	—	—	—	—	—	—
541214	Payroll services	119	1 228	5 824	7	1	1	3	2	—	—	—	—	—
541219	Other accounting services	532	2 122	7 231	43	33	5	1	3	—	—	—	—	—
5413	Architectural, engineering & related services	2 914	33 975	141 186	208	103	38	30	29	3	4	1	—	—
54131	Architectural services	497	4 325	21 179	46	16	12	9	8	1	—	—	—	—
541310	Architectural services	497	4 325	21 179	46	16	12	9	8	1	—	—	—	—
54133	Engineering services	2 150	27 779	111 373	120	62	16	16	20	1	4	1	—	—
541330	Engineering services	2 150	27 779	111 373	120	62	16	16	20	1	4	1	—	—
54138	Testing laboratories	135	1 284	5 960	10	3	3	3	—	—	—	—	—	—
541380	Testing laboratories	135	1 284	5 960	10	3	3	3	—	—	—	—	—	—
5414	Specialized design services	162	1 173	5 024	33	25	4	2	2	—	—	—	—	—
54143	Graphic design services	114	938	3 979	20	15	2	1	2	—	—	—	—	—
541430	Graphic design services	114	938	3 979	20	15	2	1	2	—	—	—	—	—
5415	Computer systems design & related services	633	7 260	33 691	107	75	15	11	4	2	—	—	—	—
54151	Computer systems design & related services	633	7 260	33 691	107	75	15	11	4	2	—	—	—	—
541511	Custom computer programming services	297	3 489	17 632	51	34	9	5	3	—	—	—	—	—
541512	Computer systems design services	231	3 109	13 003	31	22	3	4	—	—	—	—	—	—
5416	Management, sci & tech consulting services	1 400	13 761	60 204	132	91	14	14	5	3	—	—	—	—
54161	Management consulting services	900	8 223	34 907	93	67	7	11	2	4	2	—	—	—
541611	Admin & gen management consulting services	381	3 545	16 073	45	32	4	6	—	3	—	—	—	—
541613	Marketing consulting services	269	2 079	6 041	16	10	1	2	1	1	—	—	—	—
541614	Process, phys dist & log consulting services	165	1 960	9 327	7	5	—	1	—	—	—	—	—	—
54162	Environmental consulting services	450	5 222	23 834	19	9	3	2	3	1	1	—	—	—
541620	Environmental consulting services	450	5 222	23 834	19	9	3	2	3	1	1	—	—	—
5417	Scientific R&D services	106	1 197	4 031	14	9	2	2	1	—	—	—	—	—
54171	R&D in physical, engineering & life sciences	(C)	(D)	(D)	13	8	2	2	1	—	—	—	—	—
5418	Advertising & related services	1 351	7 923	35 253	67	41	11	4	7	1	2	—	1	—
54181	Advertising agencies	178	1 718	8 448	27	16	7	2	2	—	—	—	—	—
541810	Advertising agencies	178	1 718	8 448	27	16	7	2	2	—	—	—	—	—
54182	Public relations agencies	236	2 062	10 616	6	2	—	2	1	—	—	—	—	—
541820	Public relations agencies	236	2 062	10 616	6	2	—	2	1	—	—	—	—	—
54184	Media representatives	241	2 107	8 513	5	1	1	—	2	—	—	—	—	—
541840	Media representatives	241	2 107	8 513	5	1	1	—	2	—	—	—	—	—
54185	Display advertising	586	1 298	4 676	5	3	—	—	—	—	—	—	1	—
541850	Display advertising	586	1 298	4 676	5	3	—	—	—	—	—	—	1	—
54189	Other services related to advertising	103	692	2 767	18	13	3	—	2	—	—	—	—	—
541890	Other services related to advertising	103	692	2 767	18	13	3	—	2	—	—	—	—	—
5419	Oth professional, scientific, technical services	621	2 378	12 049	99	53	21	18	7	—	—	—	—	—
54194	Veterinary services	422	1 734	8 426	46	16	12	12	6	—	—	—	—	—
541940	Veterinary services	422	1 734	8 426	46	16	12	12	6	—	—	—	—	—
<b>55</b>	<b>Management of companies &amp; enterprises</b>	<b>6 772</b>	<b>83 379</b>	<b>310 292</b>	<b>87</b>	<b>24</b>	<b>6</b>	<b>13</b>	<b>17</b>	<b>12</b>	<b>4</b>	<b>8</b>	<b>3</b>	<b>—</b>
551	Management of companies & enterprises	6 772	83 379	310 292	87	24	6	13	17	12	4	8	3	—
5511	Management of companies & enterprises	6 772	83 379	310 292	87	24	6	13	17	12	4	8	3	—
55111	Management of companies & enterprises	6 772	83 379	310 292	87	24	6	13	17	12	4	8	3	—
551112	Offices of other holding companies	587	12 657	36 981	10	6	—	1	1	—	—	—	—	—
551114	Corp, subsidiary & regional managing offices	6 185	70 722	273 311	77	18	6	12	16	11	4	7	3	—
<b>56</b>	<b>Admin, support, waste mgt, remediation services</b>	<b>14 595</b>	<b>62 178</b>	<b>272 939</b>	<b>589</b>	<b>285</b>	<b>104</b>	<b>78</b>	<b>56</b>	<b>34</b>	<b>19</b>	<b>11</b>	<b>2</b>	<b>—</b>
561	Administrative & support services	13 928	57 772	252 820	568	275	101	76	54	31	19	10	2	—
5611	Office administrative services	488	4 043	20 197	46	21	11	6	7	1	—	—	—	—
56111	Office administrative services	488	4 043	20 197	46	21	11	6	7	1	—	—	—	—
561110	Office administrative services	488	4 043	20 197	46	21	11	6	7	1	—	—	—	—
5612	Facilities support services	(E)	(D)	(D)	7	4	2	—	—	—	—	—	1	—
56121	Facilities support services	(E)	(D)	(D)	7	4	2	—	—	—	—	—	1	—
5613	Employment services	5 157	21 922	90 663	68	15	10	5	9	15	10	3	1	—
56132	Temporary help services	4 975	20 192	82 538	52	9	6	2	7	14	10	3	1	—
561320	Temporary help services	4 975	20 192	82 538	52	9	6	2	7	14	10	3	1	—
56133	Employee leasing services	117	1 367	6 241	6	1	1	2	1	—	—	—	—	—
561330	Employee leasing services	117	1 367	6 241	6	1	1	2	1	—	—	—	—	—
5614	Business support services	1 600	7 475	30 626	72	33	14	12	7	2	3	1	—	—
56142	Telephone call centers	603	1 699	7 032	14	7	1	2	1	—	3	—	—	—
56143	Business service centers	177	870	3 615	20	9	3	6	2	—	—	—	—	—
561439	Oth business service centers (incl copy shops)	158	824	3 396	13	3	2	6	2	—	—	—	—	—
56144	Collection agencies	643	3 571	13 928	13	2	5	2	1	2	—	—	—	—
561440	Collection agencies	643	3 571	13 928	13	2	5	2	1	2	—	—	—	—
5615	Travel arrangement & reservation services	633	3 323	13 235	39	22	6	4	5	1	—	1	—	—
56151	Travel agencies	(C)	(D)	(D)	27	16	5	3	3	—	—	—	—	—
56159	Oth travel arrangement & reservation services	(E)	(D)	(D)	8	2	1	1	2	1	—	1	—	—

See footnotes at end of table.

**Table 6. Counties—Employees, Payroll, and Establishments by Industry: 2000—Con.**

[Excludes most government employees, railroad employees, and self-employed persons. Size class 1 to 4 includes establishments with payroll, but no employees, during mid-March pay period. (D) denotes figures withheld to avoid disclosing data for individual companies; the data are included in broader industry totals. Detailed industries with 100 or more employees are shown if industry was not a (D). For explanation of terms, abbreviations, and data reliability/comparability, see introductory text]

NAICS code	Industry	Number of employees for week including March 12	Payroll (\$1,000)		Total number of establishments	Number of establishments by employment-size class									
			First quarter	Annual		1 to 4	5 to 9	10 to 19	20 to 49	50 to 99	100 to 249	250 to 499	500 to 999	1,000 or more	
<b>KNOX—Con.</b>															
<b>56</b>	<b>Admin, support, waste mgmt, remediation services—Con.</b>														
561	Administrative & support services—Con.														
5616	Investigation & security services	1 154	4 899	20 795	42	20	4	4	7	5	1	1	—	—	
56161	Investigation, guard & armored car services	864	3 241	14 028	20	9	2	—	4	3	1	1	—	—	
561612	Security guards & patrol services	759	2 463	10 453	13	5	2	—	1	3	1	—	—	—	
56162	Security systems services	290	1 658	6 767	22	11	2	4	3	2	—	—	—	—	
5617	Services to buildings & dwellings	3 717	12 122	57 337	259	139	47	42	17	7	4	3	—	—	
56171	Exterminating & pest control services	338	2 197	9 850	25	9	6	5	4	1	—	—	—	—	
561710	Exterminating & pest control services	338	2 197	9 850	25	9	6	5	4	1	—	—	—	—	
56172	Janitorial services	2 131	5 069	24 477	101	49	15	19	7	5	4	2	—	—	
561720	Janitorial services	2 131	5 069	24 477	101	49	15	19	7	5	4	2	—	—	
56173	Landscaping services	1 082	4 047	19 668	109	67	22	14	4	1	—	1	—	—	
561730	Landscaping services	1 082	4 047	19 668	109	67	22	14	4	1	—	1	—	—	
56174	Carpet & upholstery cleaning services	113	477	2 012	17	11	2	2	2	—	—	—	—	—	
561740	Carpet & upholstery cleaning services	113	477	2 012	17	11	2	2	2	—	—	—	—	—	
5619	Other support services	(F)	(D)	(D)	35	21	7	3	2	—	1	—	1	—	
56199	All other support services	814	1 264	5 128	28	18	6	1	—	1	—	1	—	—	
561990	All other support services	814	1 264	5 128	28	18	6	1	—	1	—	1	—	—	
562	Waste management & remediation services	667	4 406	20 119	21	10	3	2	2	3	—	1	—	—	
5621	Waste collection	389	2 396	9 959	7	3	1	1	—	1	—	1	—	—	
56211	Waste collection	389	2 396	9 959	7	3	1	1	—	1	—	1	—	—	
5629	Remediation & oth waste management services	237	1 613	8 399	9	5	—	1	1	2	—	—	—	—	
56291	Remediation services	147	1 203	6 414	5	2	—	1	1	1	—	—	—	—	
562910	Remediation services	147	1 203	6 414	5	2	—	1	1	1	—	—	—	—	
<b>61</b>	<b>Educational services</b>	<b>2 191</b>	<b>9 428</b>	<b>37 633</b>	<b>85</b>	<b>45</b>	<b>9</b>	<b>10</b>	<b>9</b>	<b>7</b>	<b>3</b>	<b>2</b>	<b>—</b>	<b>—</b>	
611	Educational services	2 191	9 428	37 633	85	45	9	10	9	7	3	2	—	—	
6111	Elementary & secondary schools	887	4 455	18 017	26	6	4	5	6	2	3	—	—	—	
61111	Elementary & secondary schools	887	4 455	18 017	26	6	4	5	6	2	3	—	—	—	
611110	Elementary & secondary schools	887	4 455	18 017	26	6	4	5	6	2	3	—	—	—	
6112	Junior colleges	156	882	3 941	4	—	—	2	—	2	—	—	—	—	
61121	Junior colleges	156	882	3 941	4	—	—	2	—	2	—	—	—	—	
611210	Junior colleges	156	882	3 941	4	—	—	2	—	2	—	—	—	—	
6113	Colleges, universities & professional schools	(F)	(D)	(D)	2	—	—	—	—	1	—	1	—	—	
61131	Colleges, universities & professional schools	(F)	(D)	(D)	2	—	—	—	—	1	—	1	—	—	
6115	Technical & trade schools	293	1 737	4 910	8	4	2	1	—	—	—	1	—	—	
61151	Technical & trade schools	293	1 737	4 910	8	4	2	1	—	—	—	1	—	—	
6116	Other schools & instruction	239	708	3 694	35	26	3	2	3	1	—	—	—	—	
<b>62</b>	<b>Health care and social assistance</b>	<b>28 250</b>	<b>227 462</b>	<b>946 973</b>	<b>1 098</b>	<b>467</b>	<b>275</b>	<b>163</b>	<b>129</b>	<b>32</b>	<b>21</b>	<b>4</b>	<b>2</b>	<b>5</b>	
621	Ambulatory health care services	9 668	104 203	483 714	801	357	214	106	90	23	10	1	—	—	
6211	Offices of physicians	4 976	70 785	339 202	368	163	71	59	61	10	3	1	—	—	
62111	Offices of physicians	4 976	70 785	339 202	368	163	71	59	61	10	3	1	—	—	
621111	Offices of physicians (exc mental health)	4 912	70 064	335 881	343	142	68	58	61	10	3	1	—	—	
6212	Offices of dentists	1 095	7 657	36 347	188	67	100	21	—	—	—	—	—	—	
62121	Offices of dentists	1 095	7 657	36 347	188	67	100	21	—	—	—	—	—	—	
621210	Offices of dentists	1 095	7 657	36 347	188	67	100	21	—	—	—	—	—	—	
6213	Offices of other health practitioners	677	4 480	19 907	139	96	26	12	4	1	—	—	—	—	
62131	Offices of chiropractors	175	943	4 167	39	30	5	3	—	1	—	—	—	—	
621310	Offices of chiropractors	175	943	4 167	39	30	5	3	—	1	—	—	—	—	
62132	Offices of optometrists	113	650	2 968	23	12	7	4	—	—	—	—	—	—	
621320	Offices of optometrists	113	650	2 968	23	12	7	4	—	—	—	—	—	—	
62134	Offices of PT, OT, speech therapy & audiology	250	2 017	8 490	26	12	6	4	4	—	—	—	—	—	
621340	Offices of PT, OT, speech therapy & audiology	250	2 017	8 490	26	12	6	4	4	—	—	—	—	—	
6214	Outpatient care centers	1 032	7 124	28 886	45	12	8	8	12	2	3	—	—	—	
62142	Outpatient mental health, substance abuse ctrs	401	2 526	10 615	13	2	2	3	3	1	2	—	—	—	
621420	Outpatient mental health, substance abuse ctrs	401	2 526	10 615	13	2	2	3	3	1	2	—	—	—	
62149	Other outpatient care centers	607	4 492	17 857	29	9	5	4	9	1	1	—	—	—	
621493	Freestanding ambulatory surgery, emergency ctr	153	828	3 464	6	—	2	—	4	—	—	—	—	—	
621498	All other outpatient care centers	343	2 522	10 175	17	9	2	—	4	1	1	—	—	—	
6215	Medical & diagnostic laboratories	255	3 548	17 121	14	5	4	2	—	3	—	—	—	—	
62151	Medical & diagnostic laboratories	255	3 548	17 121	14	5	4	2	—	3	—	—	—	—	
621511	Medical laboratories	166	2 490	11 111	9	4	2	1	—	2	—	—	—	—	
6216	Home health care services	909	5 303	20 638	27	6	3	2	10	4	2	—	—	—	
62161	Home health care services	909	5 303	20 638	27	6	3	2	10	4	2	—	—	—	
621610	Home health care services	909	5 303	20 638	27	6	3	2	10	4	2	—	—	—	
6219	Other ambulatory health care services	724	5 306	21 613	20	8	2	2	3	3	2	—	—	—	
62191	Ambulance services	(F)	(D)	(D)	9	2	1	1	1	2	—	—	—	—	
62199	All other ambulatory health care services	(C)	(D)	(D)	11	6	1	1	2	1	—	—	—	—	
621991	Blood & organ banks	143	1 019	4 262	4	2	—	—	1	1	—	—	—	—	
622	Hospitals	(J)	(D)	(D)	8	1	—	—	—	—	—	—	2	5	
6221	General medical & surgical hospitals	12 141	97 284	357 497	6	—	—	—	—	—	—	—	1	5	
62211	General medical & surgical hospitals	12 141	97 284	357 497	6	—	—	—	—	—	—	—	1	5	
622110	General medical & surgical hospitals	12 141	97 284	357 497	6	—	—	—	—	—	—	—	1	5	
6222	Psychiatric & substance abuse hospitals	(F)	(D)	(D)	2	1	—	—	—	—	—	—	—	—	
62221	Psychiatric & substance abuse hospitals	(F)	(D)	(D)	2	1	—	—	—	—	—	—	—	—	

See footnotes at end of table.



**Table 6. Counties—Employees, Payroll, and Establishments by Industry: 2000—Con.**

[Excludes most government employees, railroad employees, and self-employed persons. Size class 1 to 4 includes establishments with payroll, but no employees, during mid-March pay period. (D) denotes figures withheld to avoid disclosing data for individual companies; the data are included in broader industry totals. Detailed industries with 100 or more employees are shown if industry was not a (D). For explanation of terms, abbreviations, and data reliability/comparability, see introductory text]

NAICS code	Industry	Number of employees for week including March 12	Payroll (\$1,000)		Total number of establishments	Number of establishments by employment-size class									
			First quarter	Annual		1 to 4	5 to 9	10 to 19	20 to 49	50 to 99	100 to 249	250 to 499	500 to 999	1,000 or more	
<b>KNOX—Con.</b>															
<b>62 Health care and social assistance—Con.</b>															
623	Nursing & residential care facilities	3 319	14 196	58 246	80	25	18	12	10	4	8	3	—	—	
6231	Nursing care facilities	1 957	9 072	36 411	13	—	1	—	2	2	6	2	—	—	
62311	Nursing care facilities	1 957	9 072	36 411	13	—	1	—	2	2	6	2	—	—	
623110	Nursing care facilities	1 957	9 072	36 411	13	—	1	—	2	2	6	2	—	—	
6232	Residential mental retardation, health facil	607	2 113	8 793	36	18	8	5	2	1	2	—	—	—	
62321	Residential mental retardation facilities	188	692	3 144	27	17	6	2	1	1	—	—	—	—	
623210	Residential mental retardation facilities	188	692	3 144	27	17	6	2	1	1	—	—	—	—	
62322	Residential mental health, subst abuse facil	419	1 421	5 649	9	1	2	3	1	—	2	—	—	—	
623220	Residential mental health, subst abuse facil	419	1 421	5 649	9	1	2	3	1	—	2	—	—	—	
6233	Community care facilities for the elderly	574	2 365	10 394	15	3	3	3	5	—	—	1	—	—	
62331	Community care facilities for the elderly	574	2 365	10 394	15	3	3	3	5	—	—	1	—	—	
6239	Other residential care facilities	181	646	2 648	16	4	6	4	1	1	—	—	—	—	
62399	Other residential care facilities	181	646	2 648	16	4	6	4	1	1	—	—	—	—	
623990	Other residential care facilities	181	646	2 648	16	4	6	4	1	1	—	—	—	—	
624	Social assistance	(H)	(D)	(D)	209	84	43	45	29	5	3	—	—	—	
6241	Individual & family services	954	3 521	14 172	63	29	13	7	8	4	2	—	—	—	
62411	Child & youth services	100	587	2 450	15	8	2	4	1	—	—	—	—	—	
624110	Child & youth services	100	587	2 450	15	8	2	4	1	—	—	—	—	—	
62412	Services for elderly & disabled persons	271	904	3 798	16	7	5	—	2	1	1	—	—	—	
624120	Services for elderly & disabled persons	271	904	3 798	16	7	5	—	2	1	1	—	—	—	
62419	Other individual & family services	583	2 030	7 924	32	14	6	3	5	3	1	—	—	—	
624190	Other individual & family services	583	2 030	7 924	32	14	6	3	5	3	1	—	—	—	
6242	Community, emergency & other relief services	(C)	(D)	(D)	11	2	4	2	3	—	—	—	—	—	
6243	Vocational rehabilitation services	204	908	3 507	19	11	3	3	1	1	—	—	—	—	
62431	Vocational rehabilitation services	204	908	3 507	19	11	3	3	1	1	—	—	—	—	
624310	Vocational rehabilitation services	204	908	3 507	19	11	3	3	1	1	—	—	—	—	
6244	Child day care services	1 280	3 228	13 331	116	42	23	33	17	—	1	—	—	—	
62441	Child day care services	1 280	3 228	13 331	116	42	23	33	17	—	1	—	—	—	
624410	Child day care services	1 280	3 228	13 331	116	42	23	33	17	—	1	—	—	—	
71	<b>Arts, entertainment &amp; recreation</b>	<b>2 027</b>	<b>7 530</b>	<b>30 870</b>	<b>148</b>	<b>83</b>	<b>20</b>	<b>14</b>	<b>20</b>	<b>8</b>	<b>3</b>	—	—	—	
711	Performing arts, spectator sports & related industries	336	1 701	6 957	40	24	9	4	2	—	1	—	—	—	
7111	Performing arts companies	(C)	(D)	(D)	17	9	5	2	—	—	1	—	—	—	
71113	Musical groups & artists	156	564	1 915	5	2	2	—	—	—	1	—	—	—	
711130	Musical groups & artists	156	564	1 915	5	2	2	—	—	—	1	—	—	—	
712	Museums, historical sites & like institutions	241	997	4 146	10	4	3	—	2	—	1	—	—	—	
7121	Museums, historical sites & like institutions	241	997	4 146	10	4	3	—	2	—	1	—	—	—	
71213	Zoos & botanical gardens	(C)	(D)	(D)	2	—	—	—	1	—	1	—	—	—	
713	Amusement, gambling & recreation industries	1 450	4 832	19 767	98	55	8	10	16	8	1	—	—	—	
7139	Other amusement & recreation industries	1 393	4 689	19 125	91	49	8	10	15	8	1	—	—	—	
71391	Golf courses & country clubs	581	2 433	10 017	13	1	—	2	4	5	1	—	—	—	
713910	Golf courses & country clubs	581	2 433	10 017	13	1	—	2	4	5	1	—	—	—	
71394	Fitness & recreational sports centers	586	1 443	5 494	48	30	3	4	8	3	—	—	—	—	
713940	Fitness & recreational sports centers	586	1 443	5 494	48	30	3	4	8	3	—	—	—	—	
71399	All other amusement & recreation industries	115	461	1 981	18	13	3	—	2	—	—	—	—	—	
713990	All other amusement & recreation industries	115	461	1 981	18	13	3	—	2	—	—	—	—	—	
72	<b>Accommodation &amp; food services</b>	<b>19 067</b>	<b>49 962</b>	<b>212 306</b>	<b>742</b>	<b>184</b>	<b>95</b>	<b>147</b>	<b>204</b>	<b>86</b>	<b>22</b>	<b>4</b>	—	—	
721	Accommodation	1 499	5 210	23 606	88	27	12	25	18	3	3	—	—	—	
7211	Traveler accommodation	(G)	(D)	(D)	80	20	11	25	18	3	3	—	—	—	
72111	Hotels (exc casino hotels) & motels	1 477	5 131	23 108	77	18	10	25	18	3	3	—	—	—	
721110	Hotels (exc casino hotels) & motels	1 477	5 131	23 108	77	18	10	25	18	3	3	—	—	—	
722	Food services & drinking places	17 568	44 752	188 700	654	157	83	122	186	83	19	4	—	—	
7221	Full-service restaurants	9 506	25 281	107 173	261	67	34	23	56	64	15	2	—	—	
72211	Full-service restaurants	9 506	25 281	107 173	261	67	34	23	56	64	15	2	—	—	
722110	Full-service restaurants	9 506	25 281	107 173	261	67	34	23	56	64	15	2	—	—	
7222	Limited-service eating places	6 826	15 888	67 362	326	58	36	89	123	16	3	1	—	—	
72221	Limited-service eating places	6 826	15 888	67 362	326	58	36	89	123	16	3	1	—	—	
722211	Limited-service restaurants	6 122	14 361	60 506	279	45	27	73	118	12	3	1	—	—	
722212	Cafeterias	240	665	2 808	8	1	—	2	4	1	—	—	—	—	
722213	Snack & nonalcoholic beverage bars	464	862	4 048	39	12	9	14	1	3	—	—	—	—	
7223	Special food services	756	2 143	9 405	36	17	6	6	5	1	—	1	—	—	
72231	Food service contractors	642	1 806	7 652	21	8	3	5	3	1	—	1	—	—	
722310	Food service contractors	642	1 806	7 652	21	8	3	5	3	1	—	1	—	—	
7224	Drinking places (alcoholic beverages)	480	1 440	4 760	31	15	7	4	2	2	1	—	—	—	
72241	Drinking places (alcoholic beverages)	480	1 440	4 760	31	15	7	4	2	2	1	—	—	—	
722410	Drinking places (alcoholic beverages)	480	1 440	4 760	31	15	7	4	2	2	1	—	—	—	
81	<b>Other services (except public administration)</b>	<b>10 117</b>	<b>38 993</b>	<b>164 091</b>	<b>1 194</b>	<b>722</b>	<b>231</b>	<b>126</b>	<b>87</b>	<b>19</b>	<b>7</b>	<b>2</b>	—	—	
811	Repair & maintenance	1 704	9 988	41 683	313	199	66	31	16	1	—	—	—	—	
8111	Automotive repair & maintenance	1 100	5 776	23 425	206	122	52	24	7	1	—	—	—	—	
81111	Automotive mechanical & electrical R&M	482	2 725	11 333	131	90	31	10	—	—	—	—	—	—	
811111	General automotive repair	331	1 757	7 244	95	67	—	6	—	—	—	—	—	—	
81112	Automotive body, paint, interior & glass repair	220	1 582	6 299	38	18	15	3	2	—	—	—	—	—	
811121	Automotive body, paint & interior R&M	179	1 270	5 110	29	14	10	3	2	—	—	—	—	—	
81119	Other automotive R&M	398	1 469	5 793	37	14	6	11	5	1	—	—	—	—	
811192	Car washes	261	955	3 487	22	10	2	4	5	1	—	—	—	—	
8112	Electronic & precision equipment R&M	271	2 208	9 404	38	27	3	2	6	—	—	—	—	—	
81121	Electronic & precision equipment R&M	271	2 208	9 404	38	27	3	2	6	—	—	—	—	—	

See footnotes at end of table.

**Table 6. Counties—Employees, Payroll, and Establishments by Industry: 2000—Con.**

[Excludes most government employees, railroad employees, and self-employed persons. Size class 1 to 4 includes establishments with payroll, but no employees, during mid-March pay period. (D) denotes figures withheld to avoid disclosing data for individual companies; the data are included in broader industry totals. Detailed industries with 100 or more employees are shown if industry was not a (D). For explanation of terms, abbreviations, and data reliability/comparability, see introductory text]

NAICS code	Industry	Number of employees for week including March 12	Payroll (\$1,000)		Total number of establishments	Number of establishments by employment-size class									
			First quarter	Annual		1 to 4	5 to 9	10 to 19	20 to 49	50 to 99	100 to 249	250 to 499	500 to 999	1,000 or more	
<b>KNOX—Con.</b>															
<b>81</b>	<b>Other services (except public administration)—Con.</b>														
811	Repair & maintenance—Con.														
8113	Commercial equipment (exc auto & elec)														
81131	R&M	176	1 224	5 399	29	18	6	3	2	—	—	—	—	—	
811310	Commercial equipment (exc auto & elec)														
	R&M	176	1 224	5 399	29	18	6	3	2	—	—	—	—	—	
8114	Personal & household goods R&M	157	780	3 455	40	32	5	2	1	—	—	—	—	—	
81141	Home, garden equipment & appliance														
	R&M	104	603	2 717	15	10	2	2	1	—	—	—	—	—	
812	Personal & laundry services	2 633	10 586	44 941	336	216	50	39	23	6	2	—	—	—	
8121	Personal care services	1 036	3 967	16 956	145	88	24	21	9	3	—	—	—	—	
81211	Hair, nail & skin care services	872	3 704	15 776	126	75	23	18	8	2	—	—	—	—	
812112	Beauty salons	829	3 555	15 156	117	69	21	17	8	2	—	—	—	—	
81219	Other personal care services	164	263	1 180	19	13	1	3	1	1	—	—	—	—	
8122	Death care services	351	1 493	7 271	29	13	4	6	5	1	—	—	—	—	
81221	Funeral homes	194	951	4 966	16	5	3	4	4	—	—	—	—	—	
812210	Funeral homes	194	951	4 966	16	5	3	4	4	—	—	—	—	—	
81222	Cemeteries & crematories	157	542	2 305	13	8	1	2	1	1	—	—	—	—	
812220	Cemeteries & crematories	157	542	2 305	13	8	1	2	1	1	—	—	—	—	
8123	Drycleaning & laundry services	970	3 936	16 431	53	24	10	6	9	2	2	—	—	—	
81232	Drycleaning & laundry services (exc coin-op)	526	1 848	7 558	34	16	7	3	6	1	1	—	—	—	
812320	Drycleaning & laundry services (exc coin-op)	526	1 848	7 558	34	16	7	3	6	1	1	—	—	—	
81233	Linen & uniform supply	406	1 977	8 415	8	—	—	3	3	1	—	—	—	—	
812331	Linen supply	238	1 023	4 389	3	—	—	—	2	—	1	—	—	—	
812332	Industrial launderers	168	954	4 026	5	—	—	3	1	1	—	—	—	—	
8129	Other personal services	276	1 190	4 283	109	91	12	6	—	—	—	—	—	—	
813	Religious, grantmaking, civic, prof & like organizations	5 780	18 419	77 467	545	307	115	56	48	12	5	2	—	—	
8131	Religious organizations	4 526	12 302	51 144	371	188	85	43	38	11	5	1	—	—	
81311	Religious organizations	4 526	12 302	51 144	371	188	85	43	38	11	5	1	—	—	
813110	Religious organizations	4 526	12 302	51 144	371	188	85	43	38	11	5	1	—	—	
8132	Grantmaking & giving services	189	1 151	4 895	26	14	5	5	2	—	—	—	—	—	
81321	Grantmaking & giving services	189	1 151	4 895	26	14	5	5	2	—	—	—	—	—	
8133	Social advocacy organizations	101	463	1 844	18	13	2	2	1	—	—	—	—	—	
81331	Social advocacy organizations	101	463	1 844	18	13	2	2	1	—	—	—	—	—	
8134	Civic & social organizations	308	1 294	6 005	41	26	8	1	5	1	—	—	—	—	
81341	Civic & social organizations	308	1 294	6 005	41	26	8	1	5	1	—	—	—	—	
813410	Civic & social organizations	308	1 294	6 005	41	26	8	1	5	1	—	—	—	—	
8139	Business, labor, political, like organizations	656	3 209	13 579	89	66	15	5	2	—	—	1	—	—	
81391	Business associations	107	916	3 732	19	14	3	1	1	—	—	—	—	—	
813910	Business associations	107	916	3 732	19	14	3	1	1	—	—	—	—	—	
81393	Labor unions & similar labor organizations	157	503	2 048	31	20	7	3	1	—	—	—	—	—	
813930	Labor unions & similar labor organizations	157	503	2 048	31	20	7	3	1	—	—	—	—	—	
81394	Political organizations	(E)	(D)	(D)	2	1	—	—	—	—	—	1	—	—	
<b>95</b>	<b>Auxiliaries (exc corporate, subsidiary &amp; regional mgt)</b>	<b>994</b>	<b>9 041</b>	<b>33 338</b>	<b>28</b>	<b>12</b>	<b>2</b>	<b>4</b>	<b>5</b>	<b>1</b>	<b>4</b>	—	—	—	
<b>99</b>	<b>Unclassified establishments</b>	<b>113</b>	<b>472</b>	<b>2 782</b>	<b>108</b>	<b>103</b>	<b>4</b>	—	<b>1</b>	—	—	—	—	—	
<b>LAKE</b>															
	<b>Total</b>	<b>682</b>	<b>2 784</b>	<b>11 665</b>	<b>94</b>	<b>60</b>	<b>19</b>	<b>7</b>	<b>5</b>	<b>3</b>	—	—	—	—	
<b>11</b>	<b>Forestry, fishing, hunting, and agriculture support</b>	(A)	(D)	(D)	2	1	—	1	—	—	—	—	—	—	
<b>21</b>	<b>Mining</b>	(A)	(D)	(D)	1	1	—	—	—	—	—	—	—	—	
<b>22</b>	<b>Utilities</b>	(A)	(D)	(D)	1	—	1	—	—	—	—	—	—	—	
<b>23</b>	<b>Construction</b>	8	22	97	4	3	1	—	—	—	—	—	—	—	
<b>31-33</b>	<b>Manufacturing</b>	(B)	(D)	(D)	1	—	—	—	—	1	—	—	—	—	
<b>42</b>	<b>Wholesale trade</b>	(B)	(D)	(D)	7	3	4	—	—	—	—	—	—	—	
<b>44-45</b>	<b>Retail trade</b>	164	540	2 394	21	12	3	4	2	—	—	—	—	—	
<b>48-49</b>	<b>Transportation &amp; warehousing</b>	14	33	125	3	2	1	—	—	—	—	—	—	—	
<b>51</b>	<b>Information</b>	(A)	(D)	(D)	1	—	1	—	—	—	—	—	—	—	
<b>52</b>	<b>Finance &amp; insurance</b>	(B)	(D)	(D)	6	4	2	—	—	—	—	—	—	—	
<b>53</b>	<b>Real estate &amp; rental &amp; leasing</b>	(A)	(D)	(D)	4	4	—	—	—	—	—	—	—	—	
<b>54</b>	<b>Professional, scientific &amp; technical services</b>	11	26	100	4	4	—	—	—	—	—	—	—	—	
<b>62</b>	<b>Health care and social assistance</b>	116	587	2 335	6	3	1	1	—	1	—	—	—	—	
<b>71</b>	<b>Arts, entertainment &amp; recreation</b>	(A)	(D)	(D)	2	1	1	—	—	—	—	—	—	—	
<b>72</b>	<b>Accommodation &amp; food services</b>	179	345	1 620	14	6	3	1	3	1	—	—	—	—	
<b>81</b>	<b>Other services (except public administration)</b>	33	52	220	16	15	1	—	—	—	—	—	—	—	
<b>99</b>	<b>Unclassified establishments</b>	(A)	(D)	(D)	1	1	—	—	—	—	—	—	—	—	

See footnotes at end of table.

**Table 6. Counties—Employees, Payroll, and Establishments by Industry: 2000—Con.**

[Excludes most government employees, railroad employees, and self-employed persons. Size class 1 to 4 includes establishments with payroll, but no employees, during mid-March pay period. (D) denotes figures withheld to avoid disclosing data for individual companies; the data are included in broader industry totals. Detailed industries with 100 or more employees are shown if industry was not a (D). For explanation of terms, abbreviations, and data reliability/comparability, see introductory text]

NAICS code	Industry	Number of employees for week including March 12	Payroll (\$1,000)		Total number of establishments	Number of establishments by employment-size class								
			First quarter	Annual		1 to 4	5 to 9	10 to 19	20 to 49	50 to 99	100 to 249	250 to 499	500 to 999	1,000 or more
<b>LAUDERDALE</b>														
	<b>Total</b> .....	<b>6 656</b>	<b>39 029</b>	<b>161 282</b>	<b>389</b>	<b>229</b>	<b>72</b>	<b>46</b>	<b>19</b>	<b>12</b>	<b>6</b>	<b>2</b>	<b>3</b>	<b>-</b>
11	Forestry, fishing, hunting, and agriculture support .....	(A)	(D)	(D)	2	1	1	-	-	-	-	-	-	-
22	Utilities .....	(B)	(D)	(D)	1	-	-	-	1	-	-	-	-	-
23	Construction .....	279	969	4 127	37	21	8	4	3	1	-	-	-	-
235	Special trade contractors .....	202	750	3 274	24	15	3	2	3	1	-	-	-	-
2354	Masonry, drywall, insulation, tile contractors .....	131	530	2 076	6	2	-	1	2	1	-	-	-	-
23541	Masonry & stone contractors .....	131	530	2 076	6	2	-	1	2	1	-	-	-	-
235410	Masonry & stone contractors .....	131	530	2 076	6	2	-	1	2	1	-	-	-	-
31-33	<b>Manufacturing</b> .....	<b>3 170</b>	<b>21 751</b>	<b>87 047</b>	<b>19</b>	<b>2</b>	<b>4</b>	<b>1</b>	<b>3</b>	<b>4</b>	<b>1</b>	<b>1</b>	<b>3</b>	<b>-</b>
321	Wood product mfg .....	(F)	(D)	(D)	4	-	1	-	1	1	-	-	1	-
3219	Other wood product mfg .....	(F)	(D)	(D)	2	-	1	-	-	-	-	-	1	-
32191	Millwork .....	(F)	(D)	(D)	1	-	-	-	-	-	-	-	1	-
322	Paper mfg .....	(C)	(D)	(D)	2	-	-	-	-	2	-	-	-	-
3222	Converted paper product mfg .....	(C)	(D)	(D)	2	-	-	-	-	2	-	-	-	-
32221	Paperboard container mfg .....	(C)	(D)	(D)	2	-	-	-	-	2	-	-	-	-
326	Plastics & rubber products mfg .....	(G)	(D)	(D)	2	-	-	-	-	-	-	-	2	-
3261	Plastics product mfg .....	(G)	(D)	(D)	2	-	-	-	-	-	-	-	2	-
32619	Other plastics product mfg .....	(G)	(D)	(D)	2	-	-	-	-	-	-	-	2	-
335	Electrical equip, appliance & component mfg .....	(E)	(D)	(D)	1	-	-	-	-	-	-	1	-	-
3353	Electrical equipment mfg .....	(E)	(D)	(D)	1	-	-	-	-	-	-	1	-	-
33531	Electrical equipment mfg .....	(E)	(D)	(D)	1	-	-	-	-	-	-	1	-	-
337	Furniture & related product mfg .....	(C)	(D)	(D)	1	-	-	-	-	-	1	-	-	-
3372	Office furniture (including fixtures) mfg .....	(C)	(D)	(D)	1	-	-	-	-	1	-	-	-	-
33721	Office furniture (including fixtures) mfg .....	(C)	(D)	(D)	1	-	-	-	-	1	-	-	-	-
42	<b>Wholesale trade</b> .....	<b>525</b>	<b>4 583</b>	<b>18 767</b>	<b>24</b>	<b>12</b>	<b>4</b>	<b>4</b>	<b>2</b>	<b>1</b>	-	<b>1</b>	-	-
421	Wholesale trade, durable goods .....	453	4 064	16 548	17	8	4	2	1	1	-	1	-	-
4218	Machinery, equipment & supplies whse .....	376	3 568	14 481	10	4	3	1	1	-	-	1	-	-
42181	Const & mining (exc petroleum) equip whse .....	(E)	(D)	(D)	2	-	1	-	-	-	-	1	-	-
44-45	<b>Retail trade</b> .....	<b>799</b>	<b>2 977</b>	<b>12 707</b>	<b>98</b>	<b>57</b>	<b>21</b>	<b>15</b>	<b>3</b>	<b>1</b>	<b>1</b>	<b>1</b>	<b>-</b>	<b>-</b>
445	Food & beverage stores .....	115	360	1 619	15	11	-	3	-	1	-	-	-	-
4451	Grocery stores .....	115	360	1 619	15	11	-	3	-	1	-	-	-	-
447	Gasoline stations .....	147	498	1 866	18	6	6	5	1	-	-	-	-	-
4471	Gasoline stations .....	147	498	1 866	18	6	6	5	1	-	-	-	-	-
44711	Gasoline stations with convenience stores .....	(C)	(D)	(D)	12	2	5	5	-	-	-	-	-	-
452	General merchandise stores .....	243	755	3 291	6	2	2	1	-	-	1	-	-	-
4529	Other general merchandise stores .....	243	755	3 291	6	2	2	1	-	-	1	-	-	-
45291	Warehouse clubs & superstores .....	(C)	(D)	(D)	1	-	-	-	-	-	1	-	-	-
48-49	<b>Transportation &amp; warehousing</b> .....	<b>102</b>	<b>570</b>	<b>2 002</b>	<b>24</b>	<b>18</b>	<b>4</b>	<b>1</b>	<b>1</b>	<b>-</b>	<b>-</b>	<b>-</b>	<b>-</b>	<b>-</b>
484	Truck transportation .....	(C)	(D)	(D)	23	17	4	1	1	-	-	-	-	-
51	<b>Information</b> .....	<b>151</b>	<b>1 013</b>	<b>4 672</b>	<b>7</b>	<b>3</b>	<b>1</b>	<b>2</b>	<b>-</b>	<b>-</b>	<b>1</b>	<b>-</b>	<b>-</b>	<b>-</b>
511	Publishing industries .....	(C)	(D)	(D)	3	1	-	1	-	-	1	-	-	-
5111	Newspaper, periodical, book, database publishers .....	(C)	(D)	(D)	3	1	-	1	-	-	1	-	-	-
51119	Other publishers .....	(C)	(D)	(D)	1	-	-	-	-	-	1	-	-	-
52	<b>Finance &amp; insurance</b> .....	<b>211</b>	<b>1 458</b>	<b>5 786</b>	<b>27</b>	<b>14</b>	<b>7</b>	<b>5</b>	<b>-</b>	<b>1</b>	<b>-</b>	<b>-</b>	<b>-</b>	<b>-</b>
522	Credit intermediation & related activities .....	186	1 335	5 273	20	8	7	4	-	1	-	-	-	-
5221	Depository credit intermediation .....	166	1 174	4 652	14	3	6	4	-	1	-	-	-	-
52211	Commercial banking .....	166	1 174	4 652	14	3	6	4	-	1	-	-	-	-
522110	Commercial banking .....	166	1 174	4 652	14	3	6	4	-	1	-	-	-	-
53	<b>Real estate &amp; rental &amp; leasing</b> .....	<b>32</b>	<b>111</b>	<b>524</b>	<b>12</b>	<b>10</b>	<b>1</b>	<b>1</b>	<b>-</b>	<b>-</b>	<b>-</b>	<b>-</b>	<b>-</b>	<b>-</b>
54	<b>Professional, scientific &amp; technical services</b> .....	<b>(B)</b>	<b>(D)</b>	<b>(D)</b>	<b>17</b>	<b>15</b>	<b>1</b>	<b>1</b>	<b>-</b>	<b>-</b>	<b>-</b>	<b>-</b>	<b>-</b>	<b>-</b>
55	<b>Management of companies &amp; enterprises</b> .....	<b>(A)</b>	<b>(D)</b>	<b>(D)</b>	<b>2</b>	<b>2</b>	<b>-</b>	<b>-</b>	<b>-</b>	<b>-</b>	<b>-</b>	<b>-</b>	<b>-</b>	<b>-</b>
56	<b>Admin, support, waste mgt, remediation services</b> .....	<b>72</b>	<b>208</b>	<b>1 155</b>	<b>7</b>	<b>4</b>	<b>2</b>	<b>-</b>	<b>-</b>	<b>1</b>	<b>-</b>	<b>-</b>	<b>-</b>	<b>-</b>
62	<b>Health care and social assistance</b> .....	<b>496</b>	<b>2 447</b>	<b>10 507</b>	<b>23</b>	<b>10</b>	<b>6</b>	<b>3</b>	<b>1</b>	<b>1</b>	<b>2</b>	<b>-</b>	<b>-</b>	<b>-</b>
622	Hospitals .....	(C)	(D)	(D)	1	-	-	-	-	-	1	-	-	-
6221	General medical & surgical hospitals .....	(C)	(D)	(D)	1	-	-	-	-	-	1	-	-	-
62211	General medical & surgical hospitals .....	(C)	(D)	(D)	1	-	-	-	-	-	1	-	-	-
623	Nursing & residential care facilities .....	(C)	(D)	(D)	3	1	-	-	-	1	1	-	-	-
6231	Nursing care facilities .....	(C)	(D)	(D)	2	-	-	-	-	1	1	-	-	-
62311	Nursing care facilities .....	(C)	(D)	(D)	2	-	-	-	-	1	1	-	-	-
71	<b>Arts, entertainment &amp; recreation</b> .....	<b>(B)</b>	<b>(D)</b>	<b>(D)</b>	<b>2</b>	<b>1</b>	<b>-</b>	<b>-</b>	<b>1</b>	<b>-</b>	<b>-</b>	<b>-</b>	<b>-</b>	<b>-</b>
72	<b>Accommodation &amp; food services</b> .....	<b>279</b>	<b>465</b>	<b>1 887</b>	<b>23</b>	<b>12</b>	<b>2</b>	<b>4</b>	<b>3</b>	<b>2</b>	<b>-</b>	<b>-</b>	<b>-</b>	<b>-</b>
722	Food services & drinking places .....	268	440	1 773	20	10	1	4	3	2	-	-	-	-
7222	Limited-service eating places .....	219	371	1 550	11	4	1	1	3	2	-	-	-	-
72221	Limited-service eating places .....	219	371	1 550	11	4	1	1	3	2	-	-	-	-
81	<b>Other services (except public administration)</b> .....	<b>223</b>	<b>763</b>	<b>3 224</b>	<b>52</b>	<b>36</b>	<b>10</b>	<b>5</b>	<b>1</b>	<b>-</b>	<b>-</b>	<b>-</b>	<b>-</b>	<b>-</b>

See footnotes at end of table.

**Table 6. Counties—Employees, Payroll, and Establishments by Industry: 2000—Con.**

[Excludes most government employees, railroad employees, and self-employed persons. Size class 1 to 4 includes establishments with payroll, but no employees, during mid-March pay period. (D) denotes figures withheld to avoid disclosing data for individual companies; the data are included in broader industry totals. Detailed industries with 100 or more employees are shown if industry was not a (D). For explanation of terms, abbreviations, and data reliability/comparability, see introductory text]

NAICS code	Industry	Number of employees for week including March 12	Payroll (\$1,000)		Total number of establishments	Number of establishments by employment-size class								
			First quarter	Annual		1 to 4	5 to 9	10 to 19	20 to 49	50 to 99	100 to 249	250 to 499	500 to 999	1,000 or more
<b>LAUDERDALE—Con.</b>														
95	Auxiliaries (exc corporate, subsidiary & regional mgt) .....	(C)	(D)	(D)	1	—	—	—	—	—	1	—	—	—
99	Unclassified establishments .....	6	13	142	11	11	—	—	—	—	—	—	—	—
<b>LAWRENCE</b>														
	<b>Total .....</b>	<b>11 851</b>	<b>62 051</b>	<b>247 362</b>	<b>800</b>	<b>452</b>	<b>166</b>	<b>98</b>	<b>47</b>	<b>20</b>	<b>11</b>	<b>3</b>	<b>2</b>	<b>1</b>
11	Forestry, fishing, hunting, and agriculture support .....	39	213	878	7	3	3	1	—	—	—	—	—	—
21	Mining .....	(A)	(D)	(D)	1	—	—	1	—	—	—	—	—	—
22	Utilities .....	(A)	(D)	(D)	1	—	—	—	—	—	—	—	—	—
23	Construction .....	434	2 638	11 955	68	53	6	5	2	2	—	—	—	—
233	Building, developing & general contracting .....	(C)	(D)	(D)	20	15	2	2	—	1	—	—	—	—
235	Special trade contractors .....	231	1 324	5 681	42	34	4	2	1	1	—	—	—	—
31-33	<b>Manufacturing .....</b>	<b>4 697</b>	<b>29 506</b>	<b>113 363</b>	<b>54</b>	<b>15</b>	<b>11</b>	<b>7</b>	<b>7</b>	<b>4</b>	<b>6</b>	<b>2</b>	<b>1</b>	<b>1</b>
315	Apparel manufacturing .....	455	1 759	6 582	4	—	1	—	—	1	2	—	—	—
3152	Cut & sew apparel mfg .....	455	1 759	6 582	4	—	1	—	—	1	2	—	—	—
31521	Cut & sew apparel contractors .....	(C)	(D)	(D)	3	—	1	—	—	1	1	—	—	—
31522	Men's, boys' cut & sew apparel mfg .....	(C)	(D)	(D)	1	—	—	—	—	—	1	—	—	—
322	Paper mfg .....	(E)	(D)	(D)	2	—	—	—	—	—	1	1	—	—
3222	Converted paper product mfg .....	(E)	(D)	(D)	2	—	—	—	—	—	1	1	—	—
32221	Paperboard container mfg .....	(E)	(D)	(D)	2	—	—	—	—	—	1	1	—	—
327	Nonmetallic mineral product mfg .....	874	5 699	24 292	6	1	—	3	1	—	—	—	1	—
3272	Glass & glass product mfg .....	(F)	(D)	(D)	1	—	—	—	—	—	—	—	1	—
32721	Glass & glass product mfg .....	(F)	(D)	(D)	1	—	—	—	—	—	—	—	1	—
332	Fabricated metal product mfg .....	659	4 105	15 616	18	8	2	2	2	1	3	—	—	—
3321	Forging & stamping .....	341	1 846	6 690	4	—	—	—	1	1	2	—	—	—
33211	Forging & stamping .....	341	1 846	6 690	4	—	—	—	1	1	2	—	—	—
332116	Metal stamping .....	341	1 846	6 690	4	—	—	—	1	1	2	—	—	—
3324	Boiler, tank & shipping container mfg .....	(C)	(D)	(D)	1	—	—	—	—	—	1	—	—	—
33241	Power boiler & heat exchanger mfg .....	(C)	(D)	(D)	1	—	—	—	—	—	1	—	—	—
333	Machinery mfg .....	(G)	(D)	(D)	6	1	2	—	2	—	—	—	—	1
3331	Ag, construction & mining machinery mfg .....	(G)	(D)	(D)	1	—	—	—	—	—	—	—	—	1
33311	Agricultural implement mfg .....	(G)	(D)	(D)	1	—	—	—	—	—	—	—	—	1
336	Transportation equipment mfg .....	(E)	(D)	(D)	1	—	—	—	—	—	—	1	—	—
3363	Motor vehicle parts mfg .....	(E)	(D)	(D)	1	—	—	—	—	—	—	1	—	—
33639	Other motor vehicle parts mfg .....	(E)	(D)	(D)	1	—	—	—	—	—	—	1	—	—
339	Miscellaneous mfg .....	(C)	(D)	(D)	5	2	1	—	1	1	—	—	—	—
3399	Other miscellaneous mfg .....	(C)	(D)	(D)	5	2	1	—	1	1	—	—	—	—
33999	All other misc .....	(C)	(D)	(D)	2	—	—	—	1	1	—	—	—	—
42	<b>Wholesale trade .....</b>	<b>320</b>	<b>2 352</b>	<b>10 067</b>	<b>38</b>	<b>17</b>	<b>10</b>	<b>6</b>	<b>5</b>	—	—	—	—	—
421	Wholesale trade, durable goods .....	217	1 417	6 539	24	9	7	5	3	—	—	—	—	—
422	Wholesale trade, nondurable goods .....	103	935	3 528	14	8	3	1	2	—	—	—	—	—
44-45	<b>Retail trade .....</b>	<b>1 808</b>	<b>7 334</b>	<b>30 093</b>	<b>209</b>	<b>114</b>	<b>53</b>	<b>28</b>	<b>8</b>	<b>4</b>	<b>1</b>	<b>1</b>	—	—
441	Motor vehicle & parts dealers .....	296	1 713	6 941	39	22	12	2	1	2	—	—	—	—
4411	Automobile dealers .....	191	1 215	4 882	16	10	3	—	1	2	—	—	—	—
44111	New car dealers .....	166	1 113	4 486	5	—	2	—	1	2	—	—	—	—
441110	New car dealers .....	166	1 113	4 486	5	—	2	—	1	2	—	—	—	—
442	Furniture & home furnishing stores .....	115	543	2 286	12	6	3	2	—	1	—	—	—	—
4421	Furniture stores .....	104	518	2 192	7	2	2	2	—	1	—	—	—	—
44211	Furniture stores .....	104	518	2 192	7	2	2	2	—	1	—	—	—	—
442110	Furniture stores .....	104	518	2 192	7	2	2	2	—	1	—	—	—	—
444	Bldg material & garden equip & supp dealers .....	174	894	3 628	19	10	1	5	3	—	—	—	—	—
4441	Building material & supplies dealers .....	114	660	2 620	13	7	1	3	2	—	—	—	—	—
44419	Other building material dealers .....	106	630	2 495	10	4	1	3	2	—	—	—	—	—
444190	Other building material dealers .....	106	630	2 495	10	4	1	3	2	—	—	—	—	—
445	Food & beverage stores .....	238	833	3 639	29	19	5	2	2	—	1	—	—	—
4451	Grocery stores .....	221	778	3 421	22	13	4	2	2	—	1	—	—	—
44511	Grocery (except convenience) stores .....	216	766	3 324	17	8	4	2	2	—	1	—	—	—
445110	Grocery (except convenience) stores .....	216	766	3 324	17	8	4	2	2	—	1	—	—	—
447	Gasoline stations .....	196	452	1 967	33	14	12	6	1	—	—	—	—	—
4471	Gasoline stations .....	196	452	1 967	33	14	12	6	1	—	—	—	—	—
44711	Gasoline stations with convenience stores .....	169	382	1 683	25	7	12	5	1	—	—	—	—	—
447110	Gasoline stations with convenience stores .....	169	382	1 683	25	7	12	5	1	—	—	—	—	—
452	General merchandise stores .....	493	1 727	6 814	12	4	3	3	—	1	—	1	—	—
4529	Other general merchandise stores .....	(E)	(D)	(D)	11	4	3	3	—	—	—	1	—	—
45291	Warehouse clubs & superstores .....	(E)	(D)	(D)	1	—	—	—	—	—	—	1	—	—
48-49	<b>Transportation &amp; warehousing .....</b>	<b>606</b>	<b>3 721</b>	<b>14 967</b>	<b>38</b>	<b>22</b>	<b>6</b>	<b>4</b>	<b>2</b>	<b>3</b>	<b>1</b>	—	—	—
484	Truck transportation .....	(F)	(D)	(D)	33	19	5	4	2	2	1	—	—	—
4841	General freight trucking .....	482	3 047	12 311	27	14	5	3	2	2	1	—	—	—
48412	General freight trucking, long-distance .....	434	2 742	11 029	19	10	3	1	2	2	1	—	—	—
51	<b>Information .....</b>	<b>131</b>	<b>687</b>	<b>2 973</b>	<b>11</b>	<b>3</b>	<b>3</b>	<b>3</b>	<b>2</b>	—	—	—	—	—

See footnotes at end of table.

**Table 6. Counties—Employees, Payroll, and Establishments by Industry: 2000—Con.**

[Excludes most government employees, railroad employees, and self-employed persons. Size class 1 to 4 includes establishments with payroll, but no employees, during mid-March pay period. (D) denotes figures withheld to avoid disclosing data for individual companies; the data are included in broader industry totals. Detailed industries with 100 or more employees are shown if industry was not a (D). For explanation of terms, abbreviations, and data reliability/comparability, see introductory text]

NAICS code	Industry	Number of employees for week including March 12	Payroll (\$1,000)		Total number of establishments	Number of establishments by employment-size class								
			First quarter	Annual		1 to 4	5 to 9	10 to 19	20 to 49	50 to 99	100 to 249	250 to 499	500 to 999	1,000 or more
<b>LAWRENCE—Con.</b>														
<b>52</b>	<b>Finance &amp; insurance</b> .....	<b>278</b>	<b>1 884</b>	<b>7 998</b>	<b>48</b>	<b>27</b>	<b>11</b>	<b>7</b>	<b>3</b>	—	—	—	—	—
522	Credit intermediation & related activities .....	(C)	(D)	(D)	28	12	9	5	2	—	—	—	—	—
5221	Depository credit intermediation .....	(C)	(D)	(D)	15	2	6	5	2	—	—	—	—	—
52211	Commercial banking .....	140	871	3 462	13	2	5	4	2	—	—	—	—	—
522110	Commercial banking .....	140	871	3 462	13	2	5	4	2	—	—	—	—	—
<b>53</b>	<b>Real estate &amp; rental &amp; leasing</b> .....	<b>69</b>	<b>256</b>	<b>1 057</b>	<b>25</b>	<b>19</b>	<b>5</b>	<b>1</b>	—	—	—	—	—	—
<b>54</b>	<b>Professional, scientific &amp; technical services</b> .....	<b>146</b>	<b>552</b>	<b>2 480</b>	<b>43</b>	<b>33</b>	<b>8</b>	<b>1</b>	<b>1</b>	—	—	—	—	—
541	Professional, scientific & technical services .....	146	552	2 480	43	33	8	1	1	—	—	—	—	—
<b>55</b>	<b>Management of companies &amp; enterprises</b> .....	<b>(B)</b>	<b>(D)</b>	<b>(D)</b>	<b>4</b>	<b>2</b>	—	<b>2</b>	—	—	—	—	—	—
<b>56</b>	<b>Admin, support, waste mgt, remediation services</b> .....	<b>516</b>	<b>1 574</b>	<b>6 139</b>	<b>24</b>	<b>12</b>	<b>4</b>	<b>3</b>	<b>1</b>	<b>3</b>	<b>1</b>	—	—	—
561	Administrative & support services .....	(F)	(D)	(D)	23	11	4	3	1	3	1	—	—	—
5613	Employment services .....	433	1 301	4 807	5	—	—	—	1	3	1	—	—	—
56131	Employment placement agencies .....	(C)	(D)	(D)	2	—	—	—	1	—	1	—	—	—
56132	Temporary help services .....	(C)	(D)	(D)	3	—	—	—	—	3	—	—	—	—
<b>61</b>	<b>Educational services</b> .....	<b>56</b>	<b>92</b>	<b>378</b>	<b>3</b>	—	<b>1</b>	—	<b>2</b>	—	—	—	—	—
<b>62</b>	<b>Health care and social assistance</b> .....	<b>878</b>	<b>4 672</b>	<b>19 384</b>	<b>78</b>	<b>43</b>	<b>20</b>	<b>7</b>	<b>5</b>	<b>1</b>	<b>2</b>	—	—	—
621	Ambulatory health care services .....	244	1 404	6 320	51	32	12	5	2	—	—	—	—	—
622	Hospitals .....	(C)	(D)	(D)	1	—	—	—	—	—	1	—	—	—
6221	General medical & surgical hospitals .....	(C)	(D)	(D)	1	—	—	—	—	—	1	—	—	—
62211	General medical & surgical hospitals .....	(C)	(D)	(D)	1	—	—	—	—	—	1	—	—	—
623	Nursing & residential care facilities .....	288	1 184	4 691	6	1	1	—	2	1	1	—	—	—
6231	Nursing care facilities .....	(E)	(D)	(D)	3	—	—	—	1	1	1	—	—	—
62311	Nursing care facilities .....	(E)	(D)	(D)	3	—	—	—	1	1	1	—	—	—
624	Social assistance .....	(C)	(D)	(D)	20	10	7	2	1	—	—	—	—	—
<b>71</b>	<b>Arts, entertainment &amp; recreation</b> .....	<b>38</b>	<b>89</b>	<b>471</b>	<b>7</b>	<b>4</b>	<b>1</b>	<b>2</b>	—	—	—	—	—	—
<b>72</b>	<b>Accommodation &amp; food services</b> .....	<b>747</b>	<b>1 603</b>	<b>6 396</b>	<b>48</b>	<b>13</b>	<b>7</b>	<b>16</b>	<b>9</b>	<b>3</b>	—	—	—	—
722	Food services & drinking places .....	679	1 448	5 707	39	8	7	13	8	3	—	—	—	—
7221	Full-service restaurants .....	(C)	(D)	(D)	16	4	3	6	2	1	—	—	—	—
72211	Full-service restaurants .....	(C)	(D)	(D)	16	4	3	6	2	1	—	—	—	—
7222	Limited-service eating places .....	444	970	3 827	21	3	3	7	6	2	—	—	—	—
72221	Limited-service eating places .....	444	970	3 827	21	3	3	7	6	2	—	—	—	—
722211	Limited-service restaurants .....	444	970	3 827	21	3	3	7	6	2	—	—	—	—
<b>81</b>	<b>Other services (except public administration)</b> .....	<b>291</b>	<b>894</b>	<b>3 789</b>	<b>83</b>	<b>62</b>	<b>17</b>	<b>4</b>	—	—	—	—	—	—
813	Religious, grantmaking, civic, prof & like organizations .....	156	366	1 484	42	32	7	3	—	—	—	—	—	—
8131	Religious organizations .....	119	269	1 083	32	24	6	2	—	—	—	—	—	—
81311	Religious organizations .....	119	269	1 083	32	24	6	2	—	—	—	—	—	—
813110	Religious organizations .....	119	269	1 083	32	24	6	2	—	—	—	—	—	—
<b>95</b>	<b>Auxiliaries (exc corporate, subsidiary &amp; regional mgt)</b> .....	<b>(F)</b>	<b>(D)</b>	<b>(D)</b>	<b>1</b>	—	—	—	—	—	—	—	<b>1</b>	—
<b>99</b>	<b>Unclassified establishments</b> .....	<b>11</b>	<b>45</b>	<b>206</b>	<b>9</b>	<b>9</b>	—	—	—	—	—	—	—	—
<b>LEWIS</b>														
	<b>Total</b> .....	<b>2 039</b>	<b>9 783</b>	<b>39 924</b>	<b>215</b>	<b>119</b>	<b>43</b>	<b>32</b>	<b>16</b>	<b>3</b>	<b>1</b>	<b>1</b>	—	—
<b>11</b>	<b>Forestry, fishing, hunting, and agriculture support</b> .....	<b>60</b>	<b>277</b>	<b>1 143</b>	<b>12</b>	<b>8</b>	—	<b>4</b>	—	—	—	—	—	—
<b>22</b>	<b>Utilities</b> .....	<b>(B)</b>	<b>(D)</b>	<b>(D)</b>	<b>3</b>	<b>1</b>	—	<b>2</b>	—	—	—	—	—	—
<b>23</b>	<b>Construction</b> .....	<b>65</b>	<b>330</b>	<b>1 277</b>	<b>14</b>	<b>8</b>	<b>4</b>	<b>1</b>	<b>1</b>	—	—	—	—	—
<b>31-33</b>	<b>Manufacturing</b> .....	<b>607</b>	<b>4 451</b>	<b>17 171</b>	<b>20</b>	<b>9</b>	<b>2</b>	<b>3</b>	<b>5</b>	—	—	<b>1</b>	—	—
321	Wood product mfg .....	131	714	3 010	6	2	—	1	3	—	—	—	—	—
326	Plastics & rubber products mfg .....	(E)	(D)	(D)	2	—	—	—	1	—	—	1	—	—
3262	Rubber product mfg .....	(E)	(D)	(D)	1	—	—	—	—	—	—	1	—	—
32622	Rubber & plastics hoses & belting mfg .....	(E)	(D)	(D)	1	—	—	—	—	—	—	1	—	—
<b>42</b>	<b>Wholesale trade</b> .....	<b>67</b>	<b>344</b>	<b>1 400</b>	<b>7</b>	<b>3</b>	<b>2</b>	<b>1</b>	<b>1</b>	—	—	—	—	—
<b>44-45</b>	<b>Retail trade</b> .....	<b>386</b>	<b>1 332</b>	<b>6 270</b>	<b>54</b>	<b>31</b>	<b>11</b>	<b>9</b>	<b>2</b>	<b>1</b>	—	—	—	—
452	General merchandise stores .....	106	353	1 543	6	3	2	—	—	1	—	—	—	—
<b>48-49</b>	<b>Transportation &amp; warehousing</b> .....	<b>17</b>	<b>74</b>	<b>365</b>	<b>6</b>	<b>5</b>	<b>1</b>	—	—	—	—	—	—	—
<b>51</b>	<b>Information</b> .....	<b>22</b>	<b>119</b>	<b>493</b>	<b>3</b>	—	<b>2</b>	<b>1</b>	—	—	—	—	—	—
<b>52</b>	<b>Finance &amp; insurance</b> .....	<b>37</b>	<b>180</b>	<b>574</b>	<b>9</b>	<b>7</b>	<b>1</b>	—	<b>1</b>	—	—	—	—	—
<b>53</b>	<b>Real estate &amp; rental &amp; leasing</b> .....	<b>11</b>	<b>46</b>	<b>143</b>	<b>7</b>	<b>6</b>	<b>1</b>	—	—	—	—	—	—	—
<b>54</b>	<b>Professional, scientific &amp; technical services</b> .....	<b>(B)</b>	<b>(D)</b>	<b>(D)</b>	<b>12</b>	<b>9</b>	<b>2</b>	<b>1</b>	—	—	—	—	—	—
<b>56</b>	<b>Admin, support, waste mgt, remediation services</b> .....	<b>26</b>	<b>123</b>	<b>575</b>	<b>7</b>	<b>4</b>	<b>3</b>	—	—	—	—	—	—	—
<b>61</b>	<b>Educational services</b> .....	<b>(A)</b>	<b>(D)</b>	<b>(D)</b>	<b>2</b>	<b>2</b>	—	—	—	—	—	—	—	—

See footnotes at end of table.

**Table 6. Counties—Employees, Payroll, and Establishments by Industry: 2000—Con.**

[Excludes most government employees, railroad employees, and self-employed persons. Size class 1 to 4 includes establishments with payroll, but no employees, during mid-March pay period. (D) denotes figures withheld to avoid disclosing data for individual companies; the data are included in broader industry totals. Detailed industries with 100 or more employees are shown if industry was not a (D). For explanation of terms, abbreviations, and data reliability/comparability, see introductory text]

NAICS code	Industry	Number of employees for week including March 12	Payroll (\$1,000)		Total number of establishments	Number of establishments by employment-size class									
			First quarter	Annual		1 to 4	5 to 9	10 to 19	20 to 49	50 to 99	100 to 249	250 to 499	500 to 999	1,000 or more	
<b>LEWIS—Con.</b>															
<b>62</b>	<b>Health care and social assistance</b> .....	<b>377</b>	<b>1 456</b>	<b>5 981</b>	<b>21</b>	<b>6</b>	<b>6</b>	<b>4</b>	<b>3</b>	<b>1</b>	<b>1</b>				
623	Nursing & residential care facilities .....	203	692	3 027	3	—	—	—	1	1	1				
6231	Nursing care facilities .....	(C)	(D)	(D)	1	—	—	—	—	—	1				
62311	Nursing care facilities .....	(C)	(D)	(D)	1	—	—	—	—	—	1				
<b>71</b>	<b>Arts, entertainment &amp; recreation</b> .....	<b>(A)</b>	<b>(D)</b>	<b>(D)</b>	<b>3</b>	<b>3</b>	<b>—</b>	<b>—</b>	<b>—</b>	<b>—</b>	<b>—</b>				
<b>72</b>	<b>Accommodation &amp; food services</b> .....	<b>209</b>	<b>407</b>	<b>1 743</b>	<b>15</b>	<b>3</b>	<b>4</b>	<b>4</b>	<b>3</b>	<b>1</b>					
722	Food services & drinking places .....	(C)	(D)	(D)	13	3	3	3	3	1					
7222	Limited-service eating places .....	137	281	1 059	7	1	1	2	2	1					
72221	Limited-service eating places .....	137	281	1 059	7	1	1	2	2	1					
<b>81</b>	<b>Other services (except public administration)</b> .....	<b>79</b>	<b>260</b>	<b>1 115</b>	<b>18</b>	<b>12</b>	<b>4</b>	<b>2</b>	<b>—</b>	<b>—</b>	<b>—</b>	<b>—</b>	<b>—</b>	<b>—</b>	
<b>99</b>	<b>Unclassified establishments</b> .....	<b>(A)</b>	<b>(D)</b>	<b>(D)</b>	<b>2</b>	<b>2</b>	<b>—</b>	<b>—</b>	<b>—</b>	<b>—</b>	<b>—</b>	<b>—</b>	<b>—</b>	<b>—</b>	
<b>LINCOLN</b>															
	<b>Total</b> .....	<b>7 282</b>	<b>39 413</b>	<b>168 957</b>	<b>637</b>	<b>382</b>	<b>129</b>	<b>68</b>	<b>37</b>	<b>13</b>	<b>5</b>	<b>2</b>	<b>—</b>	<b>1</b>	
<b>11</b>	<b>Forestry, fishing, hunting, and agriculture support</b> .....	<b>(A)</b>	<b>(D)</b>	<b>(D)</b>	<b>4</b>	<b>4</b>	<b>—</b>	<b>—</b>	<b>—</b>	<b>—</b>	<b>—</b>	<b>—</b>	<b>—</b>	<b>—</b>	
<b>21</b>	<b>Mining</b> .....	<b>(A)</b>	<b>(D)</b>	<b>(D)</b>	<b>2</b>	<b>1</b>	<b>—</b>	<b>1</b>	<b>—</b>	<b>—</b>	<b>—</b>	<b>—</b>	<b>—</b>	<b>—</b>	
<b>23</b>	<b>Construction</b> .....	<b>318</b>	<b>1 474</b>	<b>7 029</b>	<b>72</b>	<b>49</b>	<b>15</b>	<b>5</b>	<b>3</b>	<b>—</b>	<b>—</b>	<b>—</b>	<b>—</b>	<b>—</b>	
235	Special trade contractors .....	143	439	2 012	42	30	9	3	—	—	—	—	—	—	
<b>31-33</b>	<b>Manufacturing</b> .....	<b>2 927</b>	<b>20 140</b>	<b>88 968</b>	<b>51</b>	<b>17</b>	<b>6</b>	<b>10</b>	<b>7</b>	<b>5</b>	<b>5</b>	<b>—</b>	<b>—</b>	<b>1</b>	
311	Food mfg .....	(C)	(D)	(D)	1	—	—	—	—	—	1				
3119	Other food mfg .....	(C)	(D)	(D)	1	—	—	—	—	—	1				
31191	Snack food mfg .....	(C)	(D)	(D)	1	—	—	—	—	—	1				
315	Apparel manufacturing .....	(C)	(D)	(D)	2	1	—	—	—	—	1				
3152	Cut & sew apparel mfg .....	(C)	(D)	(D)	1	—	—	—	—	—	1				
31521	Cut & sew apparel contractors .....	(C)	(D)	(D)	1	—	—	—	—	—	1				
321	Wood product mfg .....	133	615	2 647	9	3	—	3	3	—	—	—	—	—	
326	Plastics & rubber products mfg .....	(C)	(D)	(D)	2	—	1	—	—	—	1				
3261	Plastics product mfg .....	(C)	(D)	(D)	1	—	—	—	—	—	1				
32619	Other plastics product mfg .....	(C)	(D)	(D)	1	—	—	—	—	—	1				
331	Primary metal mfg .....	(E)	(D)	(D)	4	1	—	—	—	1	2				
3313	Alumina & aluminum production & processing ..	(C)	(D)	(D)	2	1	—	—	—	—	1				
33131	Alumina & aluminum production & processing .....	(C)	(D)	(D)	2	1	—	—	—	—	1				
3314	Nonferrous (exc alum) production & processing ..	(E)	(D)	(D)	2	—	—	—	—	1	1				
33149	Other nonferrous roll, draw, extruding, alloying .....	(C)	(D)	(D)	1	—	—	—	—	—	1				
332	Fabricated metal product mfg .....	146	469	1 594	12	5	2	3	1	1	—	—	—	—	
333	Machinery mfg .....	(G)	(D)	(D)	4	—	—	1	1	1	—	—	—	1	
3334	HVAC & commercial refrigeration equipment mfg .....	(G)	(D)	(D)	1	—	—	—	—	—	—	—	—	1	
33341	HVAC & commercial refrigeration equipment mfg .....	(G)	(D)	(D)	1	—	—	—	—	—	—	—	—	1	
<b>42</b>	<b>Wholesale trade</b> .....	<b>167</b>	<b>664</b>	<b>2 734</b>	<b>26</b>	<b>15</b>	<b>4</b>	<b>4</b>	<b>3</b>	<b>—</b>	<b>—</b>	<b>—</b>	<b>—</b>	<b>—</b>	
422	Wholesale trade, nondurable goods .....	117	315	1 151	13	6	2	2	3	—	—	—	—	—	
<b>44-45</b>	<b>Retail trade</b> .....	<b>1 460</b>	<b>5 537</b>	<b>22 922</b>	<b>141</b>	<b>74</b>	<b>38</b>	<b>18</b>	<b>8</b>	<b>2</b>	<b>—</b>	<b>1</b>	<b>—</b>	<b>—</b>	
441	Motor vehicle & parts dealers .....	223	1 266	5 384	23	7	8	5	3	—	—	—	—	—	
4411	Automobile dealers .....	136	888	3 779	10	4	1	2	3	—	—	—	—	—	
44111	New car dealers .....	115	847	3 592	5	1	—	1	3	—	—	—	—	—	
441110	New car dealers .....	115	847	3 592	5	1	—	1	3	—	—	—	—	—	
444	Bldg material & garden equip & supp dealers .....	112	601	2 396	9	3	1	4	1	—	—	—	—	—	
445	Food & beverage stores .....	216	530	2 344	21	12	4	3	1	1	—	—	—	—	
4451	Grocery stores .....	211	521	2 310	17	8	4	3	1	1	—	—	—	—	
44511	Grocery (except convenience) stores .....	195	492	2 207	14	6	4	2	1	1	—	—	—	—	
445110	Grocery (except convenience) stores .....	195	492	2 207	14	6	4	2	1	1	—	—	—	—	
452	General merchandise stores .....	(E)	(D)	(D)	6	—	4	1	—	—	—	1	—	—	
4529	Other general merchandise stores .....	(E)	(D)	(D)	6	—	4	1	—	—	—	1	—	—	
45291	Warehouse clubs & superstores .....	(E)	(D)	(D)	1	—	—	—	—	—	—	1	—	—	
<b>48-49</b>	<b>Transportation &amp; warehousing</b> .....	<b>126</b>	<b>854</b>	<b>3 549</b>	<b>19</b>	<b>14</b>	<b>3</b>	<b>1</b>	<b>1</b>	<b>—</b>	<b>—</b>	<b>—</b>	<b>—</b>	<b>—</b>	
484	Truck transportation .....	102	714	2 892	15	11	3	—	1	—	—	—	—	—	
<b>51</b>	<b>Information</b> .....	<b>124</b>	<b>633</b>	<b>2 665</b>	<b>13</b>	<b>4</b>	<b>2</b>	<b>5</b>	<b>2</b>	<b>—</b>	<b>—</b>	<b>—</b>	<b>—</b>	<b>—</b>	
<b>52</b>	<b>Finance &amp; insurance</b> .....	<b>185</b>	<b>1 532</b>	<b>6 205</b>	<b>28</b>	<b>17</b>	<b>6</b>	<b>4</b>	<b>—</b>	<b>1</b>	<b>—</b>	<b>—</b>	<b>—</b>	<b>—</b>	
522	Credit intermediation & related activities .....	147	1 285	5 069	14	6	3	4	—	1	—	—	—	—	
5221	Depository credit intermediation .....	(C)	(D)	(D)	10	2	3	4	—	1	—	—	—	—	
52211	Commercial banking .....	124	1 119	4 428	9	2	3	3	—	1	—	—	—	—	
522110	Commercial banking .....	124	1 119	4 428	9	2	3	3	—	1	—	—	—	—	
<b>53</b>	<b>Real estate &amp; rental &amp; leasing</b> .....	<b>148</b>	<b>773</b>	<b>2 831</b>	<b>26</b>	<b>18</b>	<b>6</b>	<b>1</b>	<b>—</b>	<b>1</b>	<b>—</b>	<b>—</b>	<b>—</b>	<b>—</b>	
532	Rental & leasing services .....	(C)	(D)	(D)	12	7	3	1	—	1	—	—	—	—	

See footnotes at end of table.

**Table 6. Counties—Employees, Payroll, and Establishments by Industry: 2000—Con.**

[Excludes most government employees, railroad employees, and self-employed persons. Size class 1 to 4 includes establishments with payroll, but no employees, during mid-March pay period. (D) denotes figures withheld to avoid disclosing data for individual companies; the data are included in broader industry totals. Detailed industries with 100 or more employees are shown if industry was not a (D). For explanation of terms, abbreviations, and data reliability/comparability, see introductory text]

NAICS code	Industry	Number of employees for week including March 12	Payroll (\$1,000)		Total number of establishments	Number of establishments by employment-size class								
			First quarter	Annual		1 to 4	5 to 9	10 to 19	20 to 49	50 to 99	100 to 249	250 to 499	500 to 999	1,000 or more
<b>LINCOLN—Con.</b>														
<b>54</b>	<b>Professional, scientific &amp; technical services</b>	<b>164</b>	<b>1 097</b>	<b>4 114</b>	<b>39</b>	<b>31</b>	<b>6</b>	<b>—</b>	<b>2</b>	<b>—</b>	<b>—</b>	<b>—</b>	<b>—</b>	<b>—</b>
541	Professional, scientific & technical services	164	1 097	4 114	39	31	6	—	2	—	—	—	—	—
<b>55</b>	<b>Management of companies &amp; enterprises</b>	<b>(B)</b>	<b>(D)</b>	<b>(D)</b>	<b>1</b>	<b>—</b>	<b>—</b>	<b>—</b>	<b>—</b>	<b>1</b>	<b>—</b>	<b>—</b>	<b>—</b>	<b>—</b>
<b>56</b>	<b>Admin, support, waste mgt, remediation services</b>	<b>72</b>	<b>395</b>	<b>2 026</b>	<b>20</b>	<b>15</b>	<b>3</b>	<b>2</b>	<b>—</b>	<b>—</b>	<b>—</b>	<b>—</b>	<b>—</b>	<b>—</b>
<b>61</b>	<b>Educational services</b>	<b>(A)</b>	<b>(D)</b>	<b>(D)</b>	<b>5</b>	<b>5</b>	<b>—</b>	<b>—</b>	<b>—</b>	<b>—</b>	<b>—</b>	<b>—</b>	<b>—</b>	<b>—</b>
<b>62</b>	<b>Health care and social assistance</b>	<b>776</b>	<b>4 089</b>	<b>16 353</b>	<b>61</b>	<b>37</b>	<b>14</b>	<b>5</b>	<b>1</b>	<b>3</b>	<b>—</b>	<b>1</b>	<b>—</b>	<b>—</b>
621	Ambulatory health care services	192	1 197	5 098	26	16	6	2	1	1	—	—	—	—
6211	Offices of physicians	113	664	3 128	10	5	2	2	—	1	—	—	—	—
62111	Offices of physicians	113	664	3 128	10	5	2	2	—	1	—	—	—	—
622	Hospitals	(E)	(D)	(D)	1	—	—	—	—	—	—	1	—	—
6221	General medical & surgical hospitals	(E)	(D)	(D)	1	—	—	—	—	—	—	1	—	—
62211	General medical & surgical hospitals	(E)	(D)	(D)	1	—	—	—	—	—	—	1	—	—
624	Social assistance	204	692	2 845	25	15	6	3	—	1	—	—	—	—
6241	Individual & family services	(C)	(D)	(D)	6	1	2	2	—	1	—	—	—	—
62412	Services for elderly & disabled persons	(C)	(D)	(D)	5	1	2	1	—	1	—	—	—	—
<b>71</b>	<b>Arts, entertainment &amp; recreation</b>	<b>(B)</b>	<b>(D)</b>	<b>(D)</b>	<b>5</b>	<b>4</b>	<b>—</b>	<b>1</b>	<b>—</b>	<b>—</b>	<b>—</b>	<b>—</b>	<b>—</b>	<b>—</b>
<b>72</b>	<b>Accommodation &amp; food services</b>	<b>452</b>	<b>913</b>	<b>3 874</b>	<b>43</b>	<b>16</b>	<b>12</b>	<b>5</b>	<b>10</b>	<b>—</b>	<b>—</b>	<b>—</b>	<b>—</b>	<b>—</b>
722	Food services & drinking places	408	822	3 474	39	14	11	5	9	—	—	—	—	—
7222	Limited-service eating places	303	640	2 667	18	4	2	3	9	—	—	—	—	—
72221	Limited-service eating places	303	640	2 667	18	4	2	3	9	—	—	—	—	—
<b>81</b>	<b>Other services (except public administration)</b>	<b>251</b>	<b>814</b>	<b>3 576</b>	<b>72</b>	<b>52</b>	<b>14</b>	<b>6</b>	<b>—</b>	<b>—</b>	<b>—</b>	<b>—</b>	<b>—</b>	<b>—</b>
813	Religious, grantmaking, civic, prof & like organizations	112	247	1 072	32	22	8	2	—	—	—	—	—	—
<b>99</b>	<b>Unclassified establishments</b>	<b>12</b>	<b>25</b>	<b>261</b>	<b>9</b>	<b>9</b>	<b>—</b>	<b>—</b>	<b>—</b>	<b>—</b>	<b>—</b>	<b>—</b>	<b>—</b>	<b>—</b>
<b>LOUDON</b>														
	<b>Total</b>	<b>10 362</b>	<b>62 508</b>	<b>261 380</b>	<b>743</b>	<b>403</b>	<b>149</b>	<b>98</b>	<b>55</b>	<b>20</b>	<b>12</b>	<b>5</b>	<b>1</b>	<b>—</b>
<b>11</b>	<b>Forestry, fishing, hunting, and agriculture support</b>	<b>(A)</b>	<b>(D)</b>	<b>(D)</b>	<b>2</b>	<b>2</b>	<b>—</b>	<b>—</b>	<b>—</b>	<b>—</b>	<b>—</b>	<b>—</b>	<b>—</b>	<b>—</b>
<b>21</b>	<b>Mining</b>	<b>(A)</b>	<b>(D)</b>	<b>(D)</b>	<b>1</b>	<b>—</b>	<b>—</b>	<b>1</b>	<b>—</b>	<b>—</b>	<b>—</b>	<b>—</b>	<b>—</b>	<b>—</b>
<b>22</b>	<b>Utilities</b>	<b>36</b>	<b>354</b>	<b>1 486</b>	<b>3</b>	<b>—</b>	<b>1</b>	<b>2</b>	<b>—</b>	<b>—</b>	<b>—</b>	<b>—</b>	<b>—</b>	<b>—</b>
<b>23</b>	<b>Construction</b>	<b>518</b>	<b>2 660</b>	<b>11 954</b>	<b>84</b>	<b>54</b>	<b>15</b>	<b>9</b>	<b>5</b>	<b>1</b>	<b>—</b>	<b>—</b>	<b>—</b>	<b>—</b>
233	Building, developing & general contracting	230	1 352	5 578	34	24	5	2	2	1	—	—	—	—
2332	Residential building construction	(C)	(D)	(D)	29	21	5	1	1	1	—	—	—	—
23321	Single-family housing construction	182	1 092	4 308	28	20	5	1	1	1	—	—	—	—
233210	Single-family housing construction	182	1 092	4 308	28	20	5	1	1	1	—	—	—	—
235	Special trade contractors	228	1 086	5 085	42	26	8	6	2	—	—	—	—	—
<b>31-33</b>	<b>Manufacturing</b>	<b>3 273</b>	<b>27 070</b>	<b>111 226</b>	<b>49</b>	<b>14</b>	<b>9</b>	<b>4</b>	<b>6</b>	<b>6</b>	<b>7</b>	<b>2</b>	<b>1</b>	<b>—</b>
311	Food mfg	412	3 959	16 025	4	1	—	—	—	1	2	—	—	—
3112	Grain & oilseed milling	(C)	(D)	(D)	2	1	—	—	—	—	1	—	—	—
31122	Starch & vegetable fats & oils mfg	(C)	(D)	(D)	1	—	—	—	—	—	1	—	—	—
3116	Animal slaughtering & processing	(C)	(D)	(D)	2	—	—	—	—	1	1	—	—	—
31161	Animal slaughtering & processing	(C)	(D)	(D)	2	—	—	—	—	1	1	—	—	—
315	Apparel manufacturing	(C)	(D)	(D)	1	—	—	—	—	—	1	—	—	—
3151	Apparel knitting mills	(C)	(D)	(D)	1	—	—	—	—	—	1	—	—	—
31511	Hosiery & sock mills	(C)	(D)	(D)	1	—	—	—	—	—	1	—	—	—
322	Paper mfg	(E)	(D)	(D)	1	—	—	—	—	—	—	1	—	—
3221	Pulp, paper & paperboard mills	(E)	(D)	(D)	1	—	—	—	—	—	—	1	—	—
32212	Paper mills	(E)	(D)	(D)	1	—	—	—	—	—	—	1	—	—
326	Plastics & rubber products mfg	(E)	(D)	(D)	2	—	—	—	—	1	1	—	—	—
3261	Plastics product mfg	(E)	(D)	(D)	2	—	—	—	—	1	1	—	—	—
32611	Unsupported plastics film, sheet, & bag mfg	(C)	(D)	(D)	1	—	—	—	—	—	1	—	—	—
327	Nonmetallic mineral product mfg	243	2 092	8 120	4	—	1	1	1	—	1	—	—	—
3273	Cement & concrete product mfg	(C)	(D)	(D)	3	—	1	1	—	—	1	—	—	—
32739	Other concrete product mfg	(C)	(D)	(D)	2	—	1	—	—	—	1	—	—	—
331	Primary metal mfg	(C)	(D)	(D)	2	—	—	—	—	2	—	—	—	—
332	Fabricated metal product mfg	529	4 614	17 921	10	3	2	2	2	—	—	1	—	—
3325	Hardware mfg	(E)	(D)	(D)	1	—	—	—	—	—	—	1	—	—
33251	Hardware mfg	(E)	(D)	(D)	1	—	—	—	—	—	—	1	—	—
333	Machinery mfg	(C)	(D)	(D)	3	2	—	—	—	—	1	—	—	—
3335	Metalworking machinery mfg	(C)	(D)	(D)	2	1	—	—	—	—	1	—	—	—
33351	Metalworking machinery mfg	(C)	(D)	(D)	2	1	—	—	—	—	1	—	—	—
336	Transportation equipment mfg	(F)	(D)	(D)	4	—	1	1	—	—	1	—	1	—
3363	Motor vehicle parts mfg	(F)	(D)	(D)	2	—	—	1	—	—	—	—	1	—
33639	Other motor vehicle parts mfg	(F)	(D)	(D)	1	—	—	—	—	—	—	—	1	—
3366	Ship & boat building	(C)	(D)	(D)	1	—	—	—	—	—	1	—	—	—
33661	Ship & boat building	(C)	(D)	(D)	1	—	—	—	—	—	1	—	—	—
339	Miscellaneous mfg	103	350	1 400	4	—	2	—	1	1	—	—	—	—

See footnotes at end of table.

**Table 6. Counties—Employees, Payroll, and Establishments by Industry: 2000—Con.**

[Excludes most government employees, railroad employees, and self-employed persons. Size class 1 to 4 includes establishments with payroll, but no employees, during mid-March pay period. (D) denotes figures withheld to avoid disclosing data for individual companies; the data are included in broader industry totals. Detailed industries with 100 or more employees are shown if industry was not a (D). For explanation of terms, abbreviations, and data reliability/comparability, see introductory text]

NAICS code	Industry	Number of employees for week including March 12	Payroll (\$1,000)		Total number of establishments	Number of establishments by employment-size class									
			First quarter	Annual		1 to 4	5 to 9	10 to 19	20 to 49	50 to 99	100 to 249	250 to 499	500 to 999	1,000 or more	
<b>LOUDON—Con.</b>															
<b>42</b>	<b>Wholesale trade</b> .....	<b>608</b>	<b>5 279</b>	<b>23 940</b>	<b>37</b>	<b>22</b>	<b>6</b>	<b>5</b>	<b>3</b>	—	—	<b>1</b>	—	—	
421	Wholesale trade, durable goods .....	564	4 900	22 488	30	17	6	4	2	—	—	1	—	—	
4218	Machinery, equipment & supplies whse .....	(E)	(D)	(D)	10	5	3	1	—	—	—	1	—	—	
42182	Farm & garden machinery & equipment whse .....	(E)	(D)	(D)	2	—	1	—	—	—	—	1	—	—	
<b>44-45</b>	<b>Retail trade</b> .....	<b>1 678</b>	<b>6 604</b>	<b>26 816</b>	<b>131</b>	<b>61</b>	<b>31</b>	<b>21</b>	<b>13</b>	<b>4</b>	—	<b>1</b>	—	—	
441	Motor vehicle & parts dealers .....	261	1 543	6 233	32	17	5	7	3	—	—	—	—	—	
4411	Automobile dealers .....	143	995	4 003	12	5	2	2	3	—	—	—	—	—	
44111	New car dealers .....	123	918	3 691	6	1	—	2	3	—	—	—	—	—	
441110	New car dealers .....	123	918	3 691	6	1	—	2	3	—	—	—	—	—	
445	Food & beverage stores .....	376	1 024	4 185	20	6	5	5	1	3	—	—	—	—	
4451	Grocery stores .....	(E)	(D)	(D)	19	5	5	5	1	3	—	—	—	—	
44511	Grocery (except convenience) stores .....	319	863	3 450	12	3	2	3	1	3	—	—	—	—	
445110	Grocery (except convenience) stores .....	319	863	3 450	12	3	2	3	1	3	—	—	—	—	
447	Gasoline stations .....	243	860	3 758	23	6	12	2	2	1	—	—	—	—	
4471	Gasoline stations .....	243	860	3 758	23	6	12	2	2	1	—	—	—	—	
44711	Gasoline stations with convenience stores .....	119	391	1 633	17	3	11	2	1	—	—	—	—	—	
447110	Gasoline stations with convenience stores .....	119	391	1 633	17	3	11	2	1	—	—	—	—	—	
44719	Other gasoline stations .....	124	469	2 125	6	3	1	—	1	1	—	—	—	—	
447190	Other gasoline stations .....	124	469	2 125	6	3	1	—	1	1	—	—	—	—	
452	General merchandise stores .....	451	1 762	6 980	9	2	3	3	—	—	—	1	—	—	
4521	Department stores .....	(E)	(D)	(D)	1	—	—	—	—	—	—	1	—	—	
45211	Department stores .....	(E)	(D)	(D)	1	—	—	—	—	—	—	1	—	—	
<b>48-49</b>	<b>Transportation &amp; warehousing</b> .....	<b>940</b>	<b>6 227</b>	<b>25 732</b>	<b>43</b>	<b>22</b>	<b>11</b>	<b>2</b>	<b>3</b>	<b>3</b>	<b>1</b>	<b>1</b>	—	—	
484	Truck transportation .....	(F)	(D)	(D)	27	15	5	2	1	3	—	1	—	—	
4841	General freight trucking .....	(E)	(D)	(D)	16	9	3	1	—	2	—	1	—	—	
48412	General freight trucking, long-distance .....	440	3 393	14 975	14	8	3	—	—	2	—	1	—	—	
484121	General freight trucking, long-distance, TL .....	440	3 393	14 975	14	8	3	—	—	2	—	1	—	—	
4842	Specialized freight trucking .....	(C)	(D)	(D)	11	6	2	1	1	1	—	—	—	—	
48423	Specialized freight (exc used) trucking, LDist .....	(C)	(D)	(D)	5	3	—	—	1	1	—	—	—	—	
493	Warehousing & storage .....	(E)	(D)	(D)	3	—	1	—	1	—	1	—	—	—	
4931	Warehousing & storage .....	(E)	(D)	(D)	3	—	1	—	1	—	1	—	—	—	
49311	General warehousing & storage .....	(E)	(D)	(D)	3	—	1	—	1	—	1	—	—	—	
<b>51</b>	<b>Information</b> .....	<b>67</b>	<b>435</b>	<b>1 609</b>	<b>12</b>	<b>7</b>	<b>3</b>	<b>1</b>	<b>1</b>	—	—	—	—	—	
<b>52</b>	<b>Finance &amp; insurance</b> .....	<b>264</b>	<b>1 810</b>	<b>7 969</b>	<b>44</b>	<b>25</b>	<b>12</b>	<b>5</b>	<b>1</b>	<b>1</b>	—	—	—	—	
522	Credit intermediation & related activities .....	226	1 583	6 974	31	15	9	5	1	1	—	—	—	—	
5221	Depository credit intermediation .....	207	1 416	6 319	23	7	9	5	1	1	—	—	—	—	
52211	Commercial banking .....	177	1 252	5 639	16	3	7	4	1	1	—	—	—	—	
522110	Commercial banking .....	177	1 252	5 639	16	3	7	4	1	1	—	—	—	—	
<b>53</b>	<b>Real estate &amp; rental &amp; leasing</b> .....	<b>53</b>	<b>201</b>	<b>1 159</b>	<b>23</b>	<b>21</b>	<b>1</b>	<b>1</b>	—	—	—	—	—	—	
<b>54</b>	<b>Professional, scientific &amp; technical services</b> .....	<b>187</b>	<b>935</b>	<b>4 007</b>	<b>49</b>	<b>40</b>	<b>4</b>	<b>2</b>	<b>3</b>	—	—	—	—	—	
541	Professional, scientific & technical services .....	187	935	4 007	49	40	4	2	3	—	—	—	—	—	
<b>55</b>	<b>Management of companies &amp; enterprises</b> .....	<b>(A)</b>	<b>(D)</b>	<b>(D)</b>	<b>1</b>	—	<b>1</b>	—	—	—	—	—	—	—	
<b>56</b>	<b>Admin, support, waste mgt, remediation services</b> .....	<b>275</b>	<b>875</b>	<b>4 053</b>	<b>30</b>	<b>16</b>	<b>6</b>	<b>4</b>	<b>3</b>	<b>1</b>	—	—	—	—	
561	Administrative & support services .....	249	664	3 132	27	15	5	3	3	1	—	—	—	—	
5617	Services to buildings & dwellings .....	169	535	2 527	22	12	4	3	3	—	—	—	—	—	
<b>61</b>	<b>Educational services</b> .....	<b>3</b>	<b>16</b>	<b>75</b>	<b>3</b>	<b>3</b>	—	—	—	—	—	—	—	—	
<b>62</b>	<b>Health care and social assistance</b> .....	<b>967</b>	<b>5 502</b>	<b>22 079</b>	<b>65</b>	<b>29</b>	<b>19</b>	<b>11</b>	<b>1</b>	<b>2</b>	<b>3</b>	—	—	—	
621	Ambulatory health care services .....	230	2 057	8 359	36	16	13	6	1	—	—	—	—	—	
622	Hospitals .....	(C)	(D)	(D)	1	—	—	—	—	—	1	—	—	—	
6221	General medical & surgical hospitals .....	(C)	(D)	(D)	1	—	—	—	—	—	1	—	—	—	
62211	General medical & surgical hospitals .....	(C)	(D)	(D)	1	—	—	—	—	—	1	—	—	—	
623	Nursing & residential care facilities .....	364	1 617	6 222	15	7	3	2	—	1	2	—	—	—	
6231	Nursing care facilities .....	(E)	(D)	(D)	2	—	—	—	—	—	2	—	—	—	
62311	Nursing care facilities .....	(E)	(D)	(D)	2	—	—	—	—	—	2	—	—	—	
624	Social assistance .....	(C)	(D)	(D)	13	6	3	3	—	1	—	—	—	—	
6241	Individual & family services .....	(C)	(D)	(D)	3	1	—	1	—	1	—	—	—	—	
<b>71</b>	<b>Arts, entertainment &amp; recreation</b> .....	<b>39</b>	<b>103</b>	<b>528</b>	<b>6</b>	<b>3</b>	<b>1</b>	<b>2</b>	—	—	—	—	—	—	
<b>72</b>	<b>Accommodation &amp; food services</b> .....	<b>808</b>	<b>1 902</b>	<b>8 155</b>	<b>62</b>	<b>21</b>	<b>10</b>	<b>18</b>	<b>11</b>	<b>2</b>	—	—	—	—	
722	Food services & drinking places .....	713	1 708	7 318	48	15	7	13	11	2	—	—	—	—	
7221	Full-service restaurants .....	330	802	3 432	22	8	4	6	2	2	—	—	—	—	
72211	Full-service restaurants .....	330	802	3 432	22	8	4	6	2	2	—	—	—	—	
722110	Full-service restaurants .....	330	802	3 432	22	8	4	6	2	2	—	—	—	—	
7222	Limited-service eating places .....	(E)	(D)	(D)	24	6	3	6	9	—	—	—	—	—	
72221	Limited-service eating places .....	(E)	(D)	(D)	24	6	3	6	9	—	—	—	—	—	
722211	Limited-service restaurants .....	361	877	3 760	23	5	3	6	9	—	—	—	—	—	

See footnotes at end of table.



**Table 6. Counties—Employees, Payroll, and Establishments by Industry: 2000—Con.**

[Excludes most government employees, railroad employees, and self-employed persons. Size class 1 to 4 includes establishments with payroll, but no employees, during mid-March pay period. (D) denotes figures withheld to avoid disclosing data for individual companies; the data are included in broader industry totals. Detailed industries with 100 or more employees are shown if industry was not a (D). For explanation of terms, abbreviations, and data reliability/comparability, see introductory text]

NAICS code	Industry	Number of employees for week including March 12	Payroll (\$1,000)		Total number of establishments	Number of establishments by employment-size class								
			First quarter	Annual		1 to 4	5 to 9	10 to 19	20 to 49	50 to 99	100 to 249	250 to 499	500 to 999	1,000 or more
<b>LOUDON—Con.</b>														
<b>81</b>	<b>Other services (except public administration)</b>	<b>564</b>	<b>2 152</b>	<b>8 920</b>	<b>89</b>	<b>58</b>	<b>18</b>	<b>8</b>	<b>4</b>	—	<b>1</b>	—	—	—
812	Personal & laundry services	126	511	2 148	19	10	4	3	2	—	—	—	—	—
813	Religious, grantmaking, civic, prof & like organizations	345	1 203	5 099	52	37	10	3	1	—	<b>1</b>	—	—	—
8131	Religious organizations	170	530	1 959	40	30	6	3	1	—	—	—	—	—
81311	Religious organizations	170	530	1 959	40	30	6	3	1	—	—	—	—	—
813110	Religious organizations	170	530	1 959	40	30	6	3	1	—	—	—	—	—
8139	Business, labor, political, like organizations	170	651	3 051	9	4	4	—	—	—	<b>1</b>	—	—	—
81399	Oth similar organizations (exc business, prof, labor, pol)	(C)	(D)	(D)	2	1	—	—	—	—	<b>1</b>	—	—	—
<b>95</b>	<b>Auxiliaries (exc corporate, subsidiary &amp; regional mgt)</b>	<b>(A)</b>	<b>(D)</b>	<b>(D)</b>	<b>2</b>	<b>1</b>	—	<b>1</b>	—	—	—	—	—	—
<b>99</b>	<b>Unclassified establishments</b>	<b>42</b>	<b>61</b>	<b>252</b>	<b>7</b>	<b>4</b>	<b>1</b>	<b>1</b>	<b>1</b>	—	—	—	—	—
<b>MCMINN</b>														
	<b>Total</b>	<b>17 189</b>	<b>111 193</b>	<b>455 865</b>	<b>939</b>	<b>476</b>	<b>197</b>	<b>126</b>	<b>90</b>	<b>27</b>	<b>12</b>	<b>6</b>	<b>3</b>	<b>2</b>
<b>11</b>	<b>Forestry, fishing, hunting, and agriculture support</b>	<b>50</b>	<b>380</b>	<b>1 848</b>	<b>9</b>	<b>4</b>	<b>4</b>	<b>1</b>	—	—	—	—	—	—
<b>21</b>	<b>Mining</b>	<b>(A)</b>	<b>(D)</b>	<b>(D)</b>	<b>1</b>	—	—	<b>1</b>	—	—	—	—	—	—
<b>23</b>	<b>Construction</b>	<b>731</b>	<b>4 375</b>	<b>21 034</b>	<b>63</b>	<b>30</b>	<b>11</b>	<b>12</b>	<b>8</b>	<b>1</b>	<b>1</b>	—	—	—
233	Building, developing & general contracting	186	1 068	5 531	18	7	4	4	3	—	—	—	—	—
2333	Nonresidential building construction	119	761	4 039	7	1	1	3	2	—	—	—	—	—
234	Heavy construction	302	2 085	10 436	9	1	3	1	2	<b>1</b>	<b>1</b>	—	—	—
2349	Other heavy construction	(E)	(D)	(D)	7	1	2	1	1	<b>1</b>	<b>1</b>	—	—	—
23499	All other heavy construction	(C)	(D)	(D)	3	—	1	—	—	<b>1</b>	<b>1</b>	—	—	—
235	Special trade contractors	243	1 222	5 067	36	22	4	7	3	—	—	—	—	—
<b>31-33</b>	<b>Manufacturing</b>	<b>8 136</b>	<b>69 942</b>	<b>281 665</b>	<b>70</b>	<b>19</b>	<b>9</b>	<b>10</b>	<b>8</b>	<b>9</b>	<b>6</b>	<b>4</b>	<b>3</b>	<b>2</b>
311	Food mfg	(G)	(D)	(D)	4	2	—	—	—	—	—	—	—	1
3115	Dairy product mfg	(G)	(D)	(D)	1	—	—	—	—	—	—	—	—	1
31151	Dairy product (exc frozen) mfg	(G)	(D)	(D)	1	—	—	—	—	—	—	—	—	1
315	Apparel manufacturing	566	2 655	10 844	5	—	—	2	—	<b>1</b>	<b>1</b>	<b>1</b>	—	—
3151	Apparel knitting mills	(E)	(D)	(D)	4	—	—	2	—	<b>1</b>	—	<b>1</b>	—	—
31511	Hosiery & sock mills	(E)	(D)	(D)	3	—	—	1	—	<b>1</b>	—	<b>1</b>	—	—
3152	Cut & sew apparel mfg	(C)	(D)	(D)	1	—	—	—	—	—	<b>1</b>	—	—	—
31521	Cut & sew apparel contractors	(C)	(D)	(D)	1	—	—	—	—	—	<b>1</b>	—	—	—
322	Paper mfg	(G)	(D)	(D)	1	—	—	—	—	—	—	—	—	1
3221	Pulp, paper & paperboard mills	(G)	(D)	(D)	1	—	—	—	—	—	—	—	—	1
32212	Paper mills	(G)	(D)	(D)	1	—	—	—	—	—	—	—	—	1
325	Chemical mfg	204	2 018	8 520	4	1	—	1	1	—	<b>1</b>	—	—	—
3251	Basic chemical mfg	(C)	(D)	(D)	2	—	—	1	—	—	<b>1</b>	—	—	—
32513	Synthetic dye & pigment mfg	(C)	(D)	(D)	1	—	—	—	—	—	<b>1</b>	—	—	—
326	Plastics & rubber products mfg	1 005	8 065	30 859	5	—	—	1	2	—	<b>1</b>	—	<b>1</b>	—
3261	Plastics product mfg	(F)	(D)	(D)	3	—	—	—	1	—	<b>1</b>	—	<b>1</b>	—
32615	Foam product (exc polystyrene) mfg	(F)	(D)	(D)	1	—	—	—	—	—	—	—	<b>1</b>	—
32619	Other plastics product mfg	(C)	(D)	(D)	2	—	—	—	1	—	<b>1</b>	—	—	—
327	Nonmetallic mineral product mfg	(C)	(D)	(D)	1	—	—	—	—	—	<b>1</b>	—	—	—
3272	Glass & glass product mfg	(C)	(D)	(D)	1	—	—	—	—	—	<b>1</b>	—	—	—
32721	Glass & glass product mfg	(C)	(D)	(D)	1	—	—	—	—	—	<b>1</b>	—	—	—
332	Fabricated metal product mfg	745	6 493	27 500	11	4	3	1	1	<b>1</b>	—	—	<b>1</b>	—
3326	Spring & wire product mfg	(F)	(D)	(D)	1	—	—	—	—	—	—	—	—	1
33261	Spring & wire product mfg	(F)	(D)	(D)	1	—	—	—	—	—	—	—	—	1
333	Machinery mfg	279	1 879	7 054	7	1	1	1	1	<b>3</b>	—	—	—	—
3331	Ag, construction & mining machinery mfg	(C)	(D)	(D)	3	—	—	1	1	<b>1</b>	—	—	—	—
33311	Agricultural implement mfg	(C)	(D)	(D)	3	—	—	1	1	<b>1</b>	—	—	—	—
3339	Other general purpose machinery mfg	(C)	(D)	(D)	2	—	—	—	—	—	<b>2</b>	—	—	—
33399	All other general purpose machinery mfg	(C)	(D)	(D)	2	—	—	—	—	—	<b>2</b>	—	—	—
335	Electrical equip, appliance & component mfg	998	6 349	24 328	3	—	—	—	—	—	<b>1</b>	<b>2</b>	—	—
3352	Household appliance mfg	(C)	(D)	(D)	1	—	—	—	—	—	<b>1</b>	—	—	—
33522	Major appliance mfg	(C)	(D)	(D)	1	—	—	—	—	—	<b>1</b>	—	—	—
3353	Electrical equipment mfg	(E)	(D)	(D)	1	—	—	—	—	—	—	<b>1</b>	—	—
33531	Electrical equipment mfg	(E)	(D)	(D)	1	—	—	—	—	—	—	<b>1</b>	—	—
3359	Other electrical equipment & component mfg	(E)	(D)	(D)	1	—	—	—	—	—	—	<b>1</b>	—	—
33593	Wiring device mfg	(E)	(D)	(D)	1	—	—	—	—	—	—	<b>1</b>	—	—
336	Transportation equipment mfg	(E)	(D)	(D)	2	1	—	—	—	—	—	<b>1</b>	—	—
3362	Motor vehicle body & trailer mfg	(E)	(D)	(D)	1	—	—	—	—	—	—	<b>1</b>	—	—
33621	Motor vehicle body & trailer mfg	(E)	(D)	(D)	1	—	—	—	—	—	—	<b>1</b>	—	—
337	Furniture & related product mfg	974	4 853	20 489	13	6	2	—	1	<b>2</b>	<b>1</b>	—	<b>1</b>	—
3371	HH & institutional furniture & kitchen cabinet mfg	(F)	(D)	(D)	11	5	1	—	1	<b>2</b>	<b>1</b>	—	<b>1</b>	—
33712	Household & institutional furniture mfg	948	4 740	19 968	6	1	—	—	1	<b>2</b>	<b>1</b>	—	<b>1</b>	—
339	Miscellaneous mfg	(C)	(D)	(D)	3	1	—	—	—	<b>1</b>	—	—	—	—
3391	Medical equipment & supplies mfg	(C)	(D)	(D)	2	—	—	—	1	—	<b>1</b>	—	—	—
33911	Medical equipment & supplies mfg	(C)	(D)	(D)	2	—	—	—	1	—	<b>1</b>	—	—	—

See footnotes at end of table.

**Table 6. Counties—Employees, Payroll, and Establishments by Industry: 2000—Con.**

[Excludes most government employees, railroad employees, and self-employed persons. Size class 1 to 4 includes establishments with payroll, but no employees, during mid-March pay period. (D) denotes figures withheld to avoid disclosing data for individual companies; the data are included in broader industry totals. Detailed industries with 100 or more employees are shown if industry was not a (D). For explanation of terms, abbreviations, and data reliability/comparability, see introductory text]

NAICS code	Industry	Number of employees for week including March 12	Payroll (\$1,000)		Total number of establishments	Number of establishments by employment-size class								
			First quarter	Annual		1 to 4	5 to 9	10 to 19	20 to 49	50 to 99	100 to 249	250 to 499	500 to 999	1,000 or more
<b>MCMINN—Con.</b>														
<b>42</b>	<b>Wholesale trade</b> .....	<b>297</b>	<b>1 807</b>	<b>7 649</b>	<b>39</b>	<b>25</b>	<b>5</b>	<b>5</b>	<b>4</b>	—	—	—	—	—
421	Wholesale trade, durable goods .....	171	910	4 015	26	18	4	2	2	—	—	—	—	—
422	Wholesale trade, nondurable goods .....	126	897	3 634	13	7	1	3	2	—	—	—	—	—
<b>44-45</b>	<b>Retail trade</b> .....	<b>2 263</b>	<b>9 023</b>	<b>37 010</b>	<b>220</b>	<b>111</b>	<b>56</b>	<b>29</b>	<b>17</b>	<b>5</b>	<b>2</b>	—	—	—
441	Motor vehicle & parts dealers .....	252	1 891	6 683	30	16	7	4	3	—	—	—	—	—
4411	Automobile dealers .....	175	1 578	5 377	16	9	2	2	3	—	—	—	—	—
44111	New car dealers .....	130	1 374	4 570	6	2	—	1	3	—	—	—	—	—
441110	New car dealers .....	130	1 374	4 570	6	2	—	1	3	—	—	—	—	—
444	Bldg material & garden equip & supp dealers .....	335	1 500	6 812	25	10	6	3	5	1	—	—	—	—
4441	Building material & supplies dealers .....	269	1 117	5 086	19	7	5	2	4	1	—	—	—	—
44419	Other building material dealers .....	105	530	2 591	8	2	2	1	3	—	—	—	—	—
444190	Other building material dealers .....	105	530	2 591	8	2	2	1	3	—	—	—	—	—
445	Food & beverage stores .....	387	1 022	4 570	16	7	1	3	2	2	1	—	—	—
4451	Grocery stores .....	(E)	(D)	(D)	12	4	—	3	2	2	1	—	—	—
44511	Grocery (except convenience) stores .....	361	945	4 175	11	4	—	2	2	2	1	—	—	—
445110	Grocery (except convenience) stores .....	361	945	4 175	11	4	—	2	2	2	1	—	—	—
446	Health & personal care stores .....	143	558	2 244	17	9	—	6	2	—	—	—	—	—
4461	Health & personal care stores .....	143	558	2 244	17	9	—	6	2	—	—	—	—	—
44611	Pharmacies & drug stores .....	124	492	1 958	12	5	—	5	2	—	—	—	—	—
446110	Pharmacies & drug stores .....	124	492	1 958	12	5	—	5	2	—	—	—	—	—
447	Gasoline stations .....	286	862	3 477	45	17	23	4	1	—	—	—	—	—
4471	Gasoline stations .....	286	862	3 477	45	17	23	4	1	—	—	—	—	—
44711	Gasoline stations with convenience stores .....	229	732	3 039	39	14	21	4	—	—	—	—	—	—
447110	Gasoline stations with convenience stores .....	229	732	3 039	39	14	21	4	—	—	—	—	—	—
448	Clothing & clothing accessories stores .....	120	359	1 583	18	12	4	—	2	—	—	—	—	—
452	General merchandise stores .....	452	1 698	6 926	11	2	4	1	1	2	1	—	—	—
4521	Department stores .....	383	1 507	6 082	3	—	—	—	—	2	1	—	—	—
45211	Department stores .....	383	1 507	6 082	3	—	—	—	—	2	1	—	—	—
452110	Department stores .....	383	1 507	6 082	3	—	—	—	—	2	1	—	—	—
453	Miscellaneous store retailers .....	110	321	1 345	22	15	4	2	1	—	—	—	—	—
<b>48-49</b>	<b>Transportation &amp; warehousing</b> .....	<b>154</b>	<b>1 036</b>	<b>4 370</b>	<b>17</b>	<b>13</b>	<b>1</b>	—	<b>2</b>	<b>1</b>	—	—	—	—
484	Truck transportation .....	(C)	(D)	(D)	15	11	1	—	2	1	—	—	—	—
4841	General freight trucking .....	121	847	3 601	9	6	1	—	1	1	—	—	—	—
48412	General freight trucking, long-distance .....	(C)	(D)	(D)	5	3	—	—	1	1	—	—	—	—
<b>51</b>	<b>Information</b> .....	<b>181</b>	<b>1 104</b>	<b>4 214</b>	<b>12</b>	<b>4</b>	<b>5</b>	<b>1</b>	<b>1</b>	<b>1</b>	—	—	—	—
<b>52</b>	<b>Finance &amp; insurance</b> .....	<b>524</b>	<b>3 870</b>	<b>15 417</b>	<b>71</b>	<b>42</b>	<b>15</b>	<b>7</b>	<b>6</b>	<b>1</b>	—	—	—	—
522	Credit intermediation & related activities .....	434	3 154	12 703	47	23	12	5	6	1	—	—	—	—
5221	Depository credit intermediation .....	(E)	(D)	(D)	27	9	7	5	5	1	—	—	—	—
52211	Commercial banking .....	255	1 826	7 060	19	5	5	5	3	1	—	—	—	—
522110	Commercial banking .....	255	1 826	7 060	19	5	5	5	3	1	—	—	—	—
<b>53</b>	<b>Real estate &amp; rental &amp; leasing</b> .....	<b>139</b>	<b>532</b>	<b>2 245</b>	<b>29</b>	<b>19</b>	<b>6</b>	<b>3</b>	<b>1</b>	—	—	—	—	—
<b>54</b>	<b>Professional, scientific &amp; technical services</b> .....	<b>222</b>	<b>1 038</b>	<b>4 472</b>	<b>50</b>	<b>34</b>	<b>10</b>	<b>4</b>	<b>2</b>	—	—	—	—	—
541	Professional, scientific & technical services .....	222	1 038	4 472	50	34	10	4	2	—	—	—	—	—
<b>55</b>	<b>Management of companies &amp; enterprises</b> .....	<b>(B)</b>	<b>(D)</b>	<b>(D)</b>	<b>2</b>	—	—	<b>1</b>	—	<b>1</b>	—	—	—	—
<b>56</b>	<b>Admin, support, waste mgt, remediation services</b> .....	<b>577</b>	<b>1 847</b>	<b>9 883</b>	<b>25</b>	<b>8</b>	<b>9</b>	<b>3</b>	<b>3</b>	—	<b>2</b>	—	—	—
561	Administrative & support services .....	(F)	(D)	(D)	22	7	8	2	3	—	2	—	—	—
5613	Employment services .....	431	1 048	6 513	5	1	—	—	2	—	2	—	—	—
56132	Temporary help services .....	431	1 048	6 513	5	1	—	—	2	—	2	—	—	—
561320	Temporary help services .....	431	1 048	6 513	5	1	—	—	2	—	2	—	—	—
<b>61</b>	<b>Educational services</b> .....	<b>(C)</b>	<b>(D)</b>	<b>(D)</b>	<b>6</b>	<b>5</b>	—	—	—	<b>1</b>	—	—	—	—
611	Educational services .....	(C)	(D)	(D)	6	5	—	—	—	1	—	—	—	—
<b>62</b>	<b>Health care and social assistance</b> .....	<b>1 723</b>	<b>10 005</b>	<b>39 647</b>	<b>99</b>	<b>34</b>	<b>37</b>	<b>17</b>	<b>4</b>	<b>4</b>	<b>1</b>	<b>2</b>	—	—
621	Ambulatory health care services .....	600	3 840	15 689	75	29	28	13	4	1	—	—	—	—
6211	Offices of physicians .....	305	2 094	8 127	39	16	13	8	1	1	—	—	—	—
62111	Offices of physicians .....	305	2 094	8 127	39	16	13	8	1	1	—	—	—	—
622	Hospitals .....	(F)	(D)	(D)	2	—	—	—	—	—	—	2	—	—
6221	General medical & surgical hospitals .....	(F)	(D)	(D)	2	—	—	—	—	—	—	2	—	—
62211	General medical & surgical hospitals .....	(F)	(D)	(D)	2	—	—	—	—	—	—	2	—	—
623	Nursing & residential care facilities .....	330	1 419	5 142	7	—	1	3	—	2	1	—	—	—
6231	Nursing care facilities .....	279	1 189	4 748	3	—	—	—	—	2	1	—	—	—
62311	Nursing care facilities .....	279	1 189	4 748	3	—	—	—	—	2	1	—	—	—
623110	Nursing care facilities .....	279	1 189	4 748	3	—	—	—	—	2	1	—	—	—
624	Social assistance .....	(C)	(D)	(D)	15	5	8	1	—	1	—	—	—	—
6241	Individual & family services .....	(C)	(D)	(D)	9	3	4	1	—	1	—	—	—	—
62412	Services for elderly & disabled persons .....	(C)	(D)	(D)	2	—	1	—	—	1	—	—	—	—
<b>71</b>	<b>Arts, entertainment &amp; recreation</b> .....	<b>83</b>	<b>244</b>	<b>1 103</b>	<b>13</b>	<b>6</b>	<b>4</b>	<b>2</b>	<b>1</b>	—	—	—	—	—

See footnotes at end of table.

**Table 6. Counties—Employees, Payroll, and Establishments by Industry: 2000—Con.**

[Excludes most government employees, railroad employees, and self-employed persons. Size class 1 to 4 includes establishments with payroll, but no employees, during mid-March pay period. (D) denotes figures withheld to avoid disclosing data for individual companies; the data are included in broader industry totals. Detailed industries with 100 or more employees are shown if industry was not a (D). For explanation of terms, abbreviations, and data reliability/comparability, see introductory text]

NAICS code	Industry	Number of employees for week including March 12	Payroll (\$1,000)		Total number of establishments	Number of establishments by employment-size class								
			First quarter	Annual		1 to 4	5 to 9	10 to 19	20 to 49	50 to 99	100 to 249	250 to 499	500 to 999	1,000 or more
<b>MCMINN—Con.</b>														
<b>72</b>	<b>Accommodation &amp; food services</b>	<b>1 316</b>	<b>2 721</b>	<b>11 524</b>	<b>80</b>	<b>26</b>	<b>5</b>	<b>17</b>	<b>29</b>	<b>3</b>	—	—	—	—
721	Accommodation	129	277	1 181	14	5	3	4	2	—	—	—	—	—
7211	Traveler accommodation	(C)	(D)	(D)	13	4	3	4	2	—	—	—	—	—
72111	Hotels (exc casino hotels) & motels	(C)	(D)	(D)	12	3	3	4	2	—	—	—	—	—
722	Food services & drinking places	1 187	2 444	10 343	66	21	2	13	27	3	—	—	—	—
7221	Full-service restaurants	423	915	3 690	25	9	1	7	6	2	—	—	—	—
72211	Full-service restaurants	423	915	3 690	25	9	1	7	6	2	—	—	—	—
722110	Full-service restaurants	423	915	3 690	25	9	1	7	6	2	—	—	—	—
7222	Limited-service eating places	741	1 486	6 390	36	8	1	5	21	1	—	—	—	—
72221	Limited-service eating places	741	1 486	6 390	36	8	1	5	21	1	—	—	—	—
<b>81</b>	<b>Other services (except public administration)</b>	<b>556</b>	<b>1 589</b>	<b>6 556</b>	<b>122</b>	<b>87</b>	<b>20</b>	<b>12</b>	<b>3</b>	—	—	—	—	—
812	Personal & laundry services	114	366	1 612	24	14	6	4	—	—	—	—	—	—
813	Religious, grantmaking, civic, prof & like organizations	356	829	3 323	77	59	9	6	3	—	—	—	—	—
8131	Religious organizations	268	636	2 519	61	48	7	4	2	—	—	—	—	—
81311	Religious organizations	268	636	2 519	61	48	7	4	2	—	—	—	—	—
813110	Religious organizations	268	636	2 519	61	48	7	4	2	—	—	—	—	—
<b>95</b>	<b>Auxiliaries (exc corporate, subsidiary &amp; regional mgt)</b>	<b>(B)</b>	<b>(D)</b>	<b>(D)</b>	<b>2</b>	<b>1</b>	—	—	<b>1</b>	—	—	—	—	—
<b>99</b>	<b>Unclassified establishments</b>	<b>16</b>	<b>43</b>	<b>306</b>	<b>9</b>	<b>8</b>	—	<b>1</b>	—	—	—	—	—	—
<b>MCNAIRY</b>														
	<b>Total</b>	<b>9 209</b>	<b>49 837</b>	<b>219 067</b>	<b>453</b>	<b>283</b>	<b>81</b>	<b>44</b>	<b>21</b>	<b>8</b>	<b>8</b>	<b>3</b>	<b>4</b>	<b>1</b>
<b>11</b>	<b>Forestry, fishing, hunting, and agriculture support</b>	<b>27</b>	<b>92</b>	<b>509</b>	<b>11</b>	<b>10</b>	<b>1</b>	—	—	—	—	—	—	—
<b>22</b>	<b>Utilities</b>	<b>(B)</b>	<b>(D)</b>	<b>(D)</b>	<b>1</b>	—	—	—	—	<b>1</b>	—	—	—	—
<b>23</b>	<b>Construction</b>	<b>456</b>	<b>1 617</b>	<b>7 372</b>	<b>42</b>	<b>27</b>	<b>12</b>	<b>2</b>	—	—	<b>1</b>	—	—	—
234	Heavy construction	(E)	(D)	(D)	4	3	—	—	—	—	—	1	—	—
2341	Highway, street, bridge & tunnel construction	(E)	(D)	(D)	1	—	—	—	—	—	—	1	—	—
23411	Highway & street construction	(E)	(D)	(D)	1	—	—	—	—	—	—	1	—	—
235	Special trade contractors	123	428	2 034	27	17	9	1	—	—	—	—	—	—
<b>31-33</b>	<b>Manufacturing</b>	<b>2 558</b>	<b>17 090</b>	<b>73 940</b>	<b>45</b>	<b>14</b>	<b>6</b>	<b>9</b>	<b>6</b>	<b>5</b>	<b>2</b>	<b>2</b>	<b>1</b>	—
315	Apparel manufacturing	140	499	2 021	4	1	—	—	2	1	—	—	—	—
3152	Cut & sew apparel mfg	140	499	2 021	4	1	—	—	2	1	—	—	—	—
321	Wood product mfg	142	674	2 118	10	1	2	5	2	—	—	—	—	—
326	Plastics & rubber products mfg	(F)	(D)	(D)	2	1	—	—	—	—	—	—	1	—
3261	Plastics product mfg	(F)	(D)	(D)	2	1	—	—	—	—	—	—	1	—
32619	Other plastics product mfg	(F)	(D)	(D)	1	—	—	—	—	—	—	—	1	—
331	Primary metal mfg	(C)	(D)	(D)	3	1	—	—	—	1	1	—	—	—
3315	Foundries	(C)	(D)	(D)	1	—	—	—	—	—	1	—	—	—
33152	Nonferrous metal foundries	(C)	(D)	(D)	1	—	—	—	—	—	1	—	—	—
332	Fabricated metal product mfg	115	521	2 695	9	2	3	3	—	1	—	—	—	—
335	Electrical equip, appliance & component mfg	(F)	(D)	(D)	2	—	—	—	—	—	1	1	—	—
3352	Household appliance mfg	(C)	(D)	(D)	1	—	—	—	—	—	1	—	—	—
33522	Major appliance mfg	(C)	(D)	(D)	1	—	—	—	—	—	1	—	—	—
3353	Electrical equipment mfg	(E)	(D)	(D)	1	—	—	—	—	—	—	1	—	—
33531	Electrical equipment mfg	(E)	(D)	(D)	1	—	—	—	—	—	—	1	—	—
336	Transportation equipment mfg	(E)	(D)	(D)	3	—	1	—	—	1	—	1	—	—
3363	Motor vehicle parts mfg	(E)	(D)	(D)	3	—	1	—	—	1	—	1	—	—
33632	MV electrical & electronic equipment mfg	(E)	(D)	(D)	1	—	—	—	—	—	—	1	—	—
<b>42</b>	<b>Wholesale trade</b>	<b>322</b>	<b>1 312</b>	<b>4 888</b>	<b>19</b>	<b>10</b>	<b>6</b>	<b>2</b>	—	—	<b>1</b>	—	—	—
422	Wholesale trade, nondurable goods	(E)	(D)	(D)	7	4	1	1	—	—	1	—	—	—
4223	Apparel, piece goods & notions whsle	(C)	(D)	(D)	1	—	—	—	—	—	1	—	—	—
42232	Men's & boys' clothing & furnishings whsle	(C)	(D)	(D)	1	—	—	—	—	—	1	—	—	—
<b>44-45</b>	<b>Retail trade</b>	<b>810</b>	<b>2 951</b>	<b>12 727</b>	<b>106</b>	<b>76</b>	<b>18</b>	<b>5</b>	<b>5</b>	<b>1</b>	<b>1</b>	—	—	—
445	Food & beverage stores	132	431	1 860	17	10	3	2	2	—	—	—	—	—
4451	Grocery stores	(C)	(D)	(D)	15	8	3	2	2	—	—	—	—	—
44511	Grocery (except convenience) stores	125	374	1 552	10	3	3	2	2	—	—	—	—	—
445110	Grocery (except convenience) stores	125	374	1 552	10	3	3	2	2	—	—	—	—	—
447	Gasoline stations	222	672	3 034	15	7	4	—	3	1	—	—	—	—
4471	Gasoline stations	222	672	3 034	15	7	4	—	3	1	—	—	—	—
44711	Gasoline stations with convenience stores	191	615	2 795	12	5	4	—	2	1	—	—	—	—
447110	Gasoline stations with convenience stores	191	615	2 795	12	5	4	—	2	1	—	—	—	—
452	General merchandise stores	(C)	(D)	(D)	5	2	2	—	—	—	1	—	—	—
4521	Department stores	(C)	(D)	(D)	1	—	—	—	—	—	1	—	—	—
45211	Department stores	(C)	(D)	(D)	1	—	—	—	—	—	1	—	—	—
<b>48-49</b>	<b>Transportation &amp; warehousing</b>	<b>141</b>	<b>922</b>	<b>3 569</b>	<b>18</b>	<b>10</b>	<b>4</b>	<b>1</b>	<b>3</b>	—	—	—	—	—
484	Truck transportation	(C)	(D)	(D)	16	8	4	1	3	—	—	—	—	—
4841	General freight trucking	(C)	(D)	(D)	13	5	4	1	3	—	—	—	—	—
<b>51</b>	<b>Information</b>	<b>38</b>	<b>287</b>	<b>1 219</b>	<b>7</b>	<b>4</b>	<b>1</b>	<b>2</b>	—	—	—	—	—	—

See footnotes at end of table.

**Table 6. Counties—Employees, Payroll, and Establishments by Industry: 2000—Con.**

[Excludes most government employees, railroad employees, and self-employed persons. Size class 1 to 4 includes establishments with payroll, but no employees, during mid-March pay period. (D) denotes figures withheld to avoid disclosing data for individual companies; the data are included in broader industry totals. Detailed industries with 100 or more employees are shown if industry was not a (D). For explanation of terms, abbreviations, and data reliability/comparability, see introductory text]

NAICS code	Industry	Number of employees for week including March 12	Payroll (\$1,000)		Total number of establishments	Number of establishments by employment-size class								
			First quarter	Annual		1 to 4	5 to 9	10 to 19	20 to 49	50 to 99	100 to 249	250 to 499	500 to 999	1,000 or more
<b>MCNAIRY—Con.</b>														
<b>52</b>	<b>Finance &amp; insurance</b> .....	<b>143</b>	<b>909</b>	<b>3 014</b>	<b>33</b>	<b>26</b>	<b>3</b>	<b>1</b>	<b>3</b>	—	—	—	—	—
522	Credit intermediation & related activities .....	119	748	2 395	21	15	2	1	3	—	—	—	—	—
5221	Depository credit intermediation .....	(C)	(D)	(D)	13	7	2	1	3	—	—	—	—	—
52211	Commercial banking .....	107	700	2 099	11	5	2	1	3	—	—	—	—	—
522110	Commercial banking .....	107	700	2 099	11	5	2	1	3	—	—	—	—	—
<b>53</b>	<b>Real estate &amp; rental &amp; leasing</b> .....	<b>51</b>	<b>332</b>	<b>1 349</b>	<b>12</b>	<b>8</b>	<b>2</b>	<b>2</b>	—	—	—	—	—	—
<b>54</b>	<b>Professional, scientific &amp; technical services</b> .....	<b>37</b>	<b>171</b>	<b>795</b>	<b>14</b>	<b>12</b>	<b>2</b>	—	—	—	—	—	—	—
<b>55</b>	<b>Management of companies &amp; enterprises</b> .....	<b>(A)</b>	<b>(D)</b>	<b>(D)</b>	<b>1</b>	<b>1</b>	—	—	—	—	—	—	—	—
<b>56</b>	<b>Admin. support, waste mgt, remediation services</b> .....	<b>3 324</b>	<b>19 491</b>	<b>89 787</b>	<b>16</b>	<b>8</b>	<b>1</b>	<b>2</b>	—	—	<b>1</b>	—	<b>3</b>	<b>1</b>
561	Administrative & support services .....	3 324	19 491	89 787	16	8	1	2	—	—	1	—	3	1
5611	Office administrative services .....	(F)	(D)	(D)	1	—	—	—	—	—	—	—	1	—
56111	Office administrative services .....	(F)	(D)	(D)	1	—	—	—	—	—	—	—	1	—
5613	Employment services .....	(H)	(D)	(D)	4	—	—	—	—	—	1	—	2	1
56133	Employee leasing services .....	(H)	(D)	(D)	4	—	—	—	—	—	1	—	2	1
<b>62</b>	<b>Health care and social assistance</b> .....	<b>660</b>	<b>2 886</b>	<b>12 026</b>	<b>32</b>	<b>14</b>	<b>9</b>	<b>5</b>	<b>1</b>	—	<b>3</b>	—	—	—
621	Ambulatory health care services .....	137	702	2 989	22	8	9	5	—	—	—	—	—	—
622	Hospitals .....	(C)	(D)	(D)	1	—	—	—	—	—	1	—	—	—
6221	General medical & surgical hospitals .....	(C)	(D)	(D)	1	—	—	—	—	—	1	—	—	—
62211	General medical & surgical hospitals .....	(C)	(D)	(D)	1	—	—	—	—	—	1	—	—	—
623	Nursing & residential care facilities .....	(E)	(D)	(D)	2	—	—	—	—	—	2	—	—	—
6231	Nursing care facilities .....	(E)	(D)	(D)	2	—	—	—	—	—	2	—	—	—
62311	Nursing care facilities .....	(E)	(D)	(D)	2	—	—	—	—	—	2	—	—	—
<b>71</b>	<b>Arts, entertainment &amp; recreation</b> .....	<b>(B)</b>	<b>(D)</b>	<b>(D)</b>	<b>4</b>	<b>2</b>	—	<b>2</b>	—	—	—	—	—	—
<b>72</b>	<b>Accommodation &amp; food services</b> .....	<b>333</b>	<b>519</b>	<b>2 255</b>	<b>31</b>	<b>14</b>	<b>8</b>	<b>5</b>	<b>3</b>	<b>1</b>	—	—	—	—
722	Food services & drinking places .....	316	479	2 065	26	10	7	5	3	1	—	—	—	—
7222	Limited-service eating places .....	239	371	1 553	16	6	3	4	2	1	—	—	—	—
72221	Limited-service eating places .....	239	371	1 553	16	6	3	4	2	1	—	—	—	—
722211	Limited-service restaurants .....	228	360	1 506	13	4	2	4	2	1	—	—	—	—
<b>81</b>	<b>Other services (except public administration)</b> .....	<b>207</b>	<b>606</b>	<b>2 653</b>	<b>55</b>	<b>41</b>	<b>8</b>	<b>6</b>	—	—	—	—	—	—
813	Religious, grantmaking, civic, prof & like organizations .....	150	383	1 643	31	20	6	5	—	—	—	—	—	—
8131	Religious organizations .....	126	298	1 297	25	16	5	4	—	—	—	—	—	—
81311	Religious organizations .....	126	298	1 297	25	16	5	4	—	—	—	—	—	—
813110	Religious organizations .....	126	298	1 297	25	16	5	4	—	—	—	—	—	—
<b>99</b>	<b>Unclassified establishments</b> .....	<b>6</b>	<b>19</b>	<b>71</b>	<b>6</b>	<b>6</b>	—	—	—	—	—	—	—	—
<b>MACON</b>														
	<b>Total</b> .....	<b>4 075</b>	<b>17 851</b>	<b>73 178</b>	<b>308</b>	<b>179</b>	<b>59</b>	<b>33</b>	<b>20</b>	<b>7</b>	<b>8</b>	<b>2</b>	—	—
<b>11</b>	<b>Forestry, fishing, hunting, and agriculture support</b> .....	<b>(A)</b>	<b>(D)</b>	<b>(D)</b>	<b>3</b>	<b>2</b>	—	<b>1</b>	—	—	—	—	—	—
<b>22</b>	<b>Utilities</b> .....	<b>(B)</b>	<b>(D)</b>	<b>(D)</b>	<b>1</b>	—	—	—	—	<b>1</b>	—	—	—	—
<b>23</b>	<b>Construction</b> .....	<b>143</b>	<b>466</b>	<b>1 995</b>	<b>35</b>	<b>26</b>	<b>5</b>	<b>4</b>	—	—	—	—	—	—
<b>31-33</b>	<b>Manufacturing</b> .....	<b>1 528</b>	<b>7 116</b>	<b>29 727</b>	<b>34</b>	<b>11</b>	<b>2</b>	<b>6</b>	<b>8</b>	—	<b>6</b>	<b>1</b>	—	—
315	Apparel manufacturing .....	454	1 289	5 593	5	1	—	—	1	—	3	—	—	—
3152	Cut & sew apparel mfg .....	454	1 289	5 593	5	1	—	—	1	—	3	—	—	—
31521	Cut & sew apparel contractors .....	(E)	(D)	(D)	4	—	—	—	1	—	3	—	—	—
321	Wood product mfg .....	391	2 442	9 351	14	5	—	3	5	—	1	—	—	—
3211	Sawmills & wood preservation .....	129	1 106	3 190	7	3	—	—	4	—	—	—	—	—
32111	Sawmills & wood preservation .....	129	1 106	3 190	7	3	—	—	4	—	—	—	—	—
321113	Sawmills .....	129	1 106	3 190	7	3	—	—	4	—	—	—	—	—
3219	Other wood product mfg .....	262	1 336	6 161	7	2	—	3	1	—	1	—	—	—
32191	Millwork .....	(C)	(D)	(D)	1	—	—	—	—	—	1	—	—	—
322	Paper mfg .....	(E)	(D)	(D)	1	—	—	—	—	—	—	—	—	—
3222	Converted paper product mfg .....	(E)	(D)	(D)	1	—	—	—	—	—	—	—	1	—
32223	Stationery product mfg .....	(E)	(D)	(D)	1	—	—	—	—	—	—	—	1	—
326	Plastics & rubber products mfg .....	(C)	(D)	(D)	1	—	—	—	—	—	1	—	—	—
3261	Plastics product mfg .....	(C)	(D)	(D)	1	—	—	—	—	—	1	—	—	—
32619	Other plastics product mfg .....	(C)	(D)	(D)	1	—	—	—	—	—	1	—	—	—
336	Transportation equipment mfg .....	(C)	(D)	(D)	1	—	—	—	—	—	1	—	—	—
3363	Motor vehicle parts mfg .....	(C)	(D)	(D)	1	—	—	—	—	—	1	—	—	—
33639	Other motor vehicle parts mfg .....	(C)	(D)	(D)	1	—	—	—	—	—	1	—	—	—
<b>42</b>	<b>Wholesale trade</b> .....	<b>51</b>	<b>322</b>	<b>1 307</b>	<b>12</b>	<b>8</b>	<b>4</b>	—	—	—	—	—	—	—
<b>44-45</b>	<b>Retail trade</b> .....	<b>903</b>	<b>2 761</b>	<b>11 491</b>	<b>71</b>	<b>38</b>	<b>19</b>	<b>7</b>	<b>5</b>	<b>1</b>	—	<b>1</b>	—	—
445	Food & beverage stores .....	170	451	1 716	9	2	1	2	3	1	—	—	—	—
4451	Grocery stores .....	170	451	1 716	9	2	1	2	3	1	—	—	—	—
44511	Grocery (except convenience) stores .....	(C)	(D)	(D)	7	2	—	1	3	1	—	—	—	—
452	General merchandise stores .....	446	1 125	5 004	7	1	4	1	—	—	—	—	1	—
4521	Department stores .....	(E)	(D)	(D)	1	—	—	—	—	—	—	—	1	—
45211	Department stores .....	(E)	(D)	(D)	1	—	—	—	—	—	—	—	1	—

See footnotes at end of table.

**Table 6. Counties—Employees, Payroll, and Establishments by Industry: 2000—Con.**

[Excludes most government employees, railroad employees, and self-employed persons. Size class 1 to 4 includes establishments with payroll, but no employees, during mid-March pay period. (D) denotes figures withheld to avoid disclosing data for individual companies; the data are included in broader industry totals. Detailed industries with 100 or more employees are shown if industry was not a (D). For explanation of terms, abbreviations, and data reliability/comparability, see introductory text]

NAICS code	Industry	Number of employees for week including March 12	Payroll (\$1,000)		Total number of establishments	Number of establishments by employment-size class								
			First quarter	Annual		1 to 4	5 to 9	10 to 19	20 to 49	50 to 99	100 to 249	250 to 499	500 to 999	1,000 or more
<b>MACON—Con.</b>														
48-49	Transportation & warehousing .....	64	497	2 246	13	9	2	1	1	—	—	—	—	—
51	Information .....	(C)	(D)	(D)	5	2	1	1	—	1	—	—	—	—
52	Finance & insurance .....	182	1 180	4 459	16	8	4	2	—	2	—	—	—	—
522	Credit intermediation & related activities .....	169	1 121	4 229	11	4	3	2	—	2	—	—	—	—
5221	Depository credit intermediation .....	(C)	(D)	(D)	8	1	3	2	—	2	—	—	—	—
52211	Commercial banking .....	(C)	(D)	(D)	8	1	3	2	—	2	—	—	—	—
53	Real estate & rental & leasing .....	27	66	317	10	8	1	1	—	—	—	—	—	—
54	Professional, scientific & technical services .....	54	207	895	18	13	4	1	—	—	—	—	—	—
56	Admin. support, waste mgt, remediation services .....	109	477	1 845	14	10	2	1	—	1	—	—	—	—
561	Administrative & support services .....	(C)	(D)	(D)	12	9	1	1	—	1	—	—	—	—
62	Health care and social assistance .....	474	2 057	8 304	29	14	6	5	2	—	2	—	—	—
622	Hospitals .....	(C)	(D)	(D)	1	—	—	—	—	—	1	—	—	—
6221	General medical & surgical hospitals .....	(C)	(D)	(D)	1	—	—	—	—	—	1	—	—	—
62211	General medical & surgical hospitals .....	(C)	(D)	(D)	1	—	—	—	—	—	1	—	—	—
623	Nursing & residential care facilities .....	(C)	(D)	(D)	2	—	—	—	1	—	1	—	—	—
6231	Nursing care facilities .....	(C)	(D)	(D)	2	—	—	—	1	—	1	—	—	—
62311	Nursing care facilities .....	(C)	(D)	(D)	2	—	—	—	1	—	1	—	—	—
71	Arts, entertainment & recreation .....	12	38	161	3	2	1	—	—	—	—	—	—	—
72	Accommodation & food services .....	259	404	1 657	21	10	3	3	4	1	—	—	—	—
722	Food services & drinking places .....	(E)	(D)	(D)	19	9	2	3	4	1	—	—	—	—
7222	Limited-service eating places .....	176	274	1 127	8	3	—	1	3	1	—	—	—	—
72221	Limited-service eating places .....	176	274	1 127	8	3	—	1	3	1	—	—	—	—
81	Other services (except public administration) .....	70	294	1 240	23	18	5	—	—	—	—	—	—	—
<b>MADISON</b>														
	<b>Total .....</b>	<b>53 253</b>	<b>339 632</b>	<b>1 418 498</b>	<b>2 621</b>	<b>1 169</b>	<b>596</b>	<b>373</b>	<b>304</b>	<b>90</b>	<b>58</b>	<b>21</b>	<b>6</b>	<b>4</b>
11	Forestry, fishing, hunting, and agriculture support .....	19	85	383	4	1	3	—	—	—	—	—	—	—
21	Mining .....	(B)	(D)	(D)	3	1	1	—	1	—	—	—	—	—
22	Utilities .....	(B)	(D)	(D)	2	1	—	—	1	—	—	—	—	—
23	Construction .....	3 520	32 339	134 222	251	135	51	30	22	6	5	2	—	—
233	Building, developing & general contracting .....	757	6 868	28 701	74	42	16	9	5	1	1	—	—	—
2332	Residential building construction .....	(C)	(D)	(D)	49	33	12	4	—	—	—	—	—	—
23321	Single-family housing construction .....	203	950	4 368	48	32	12	4	—	—	—	—	—	—
233210	Single-family housing construction .....	203	950	4 368	48	32	12	4	—	—	—	—	—	—
2333	Nonresidential building construction .....	541	5 682	23 464	22	7	3	5	5	1	1	—	—	—
23331	Mfg & industrial building construction .....	(E)	(D)	(D)	3	1	1	—	—	—	1	—	—	—
23332	Commercial & institutional bldg construction ..	(E)	(D)	(D)	19	6	2	5	5	1	—	—	—	—
234	Heavy construction .....	393	6 734	27 647	17	9	2	2	3	—	—	1	—	—
2341	Highway, street, bridge & tunnel construction ...	(E)	(D)	(D)	4	1	1	—	1	—	—	1	—	—
23412	Bridge & tunnel construction .....	(E)	(D)	(D)	2	—	—	—	1	—	—	1	—	—
235	Special trade contractors .....	2 370	18 737	77 874	160	84	33	19	14	5	4	1	—	—
2351	Plumbing, heating & AC contractor .....	807	7 154	27 957	36	12	9	6	4	3	2	—	—	—
23511	Plumbing, heating & AC contractor .....	807	7 154	27 957	36	12	9	6	4	3	2	—	—	—
235110	Plumbing, heating & AC contractor .....	807	7 154	27 957	36	12	9	6	4	3	2	—	—	—
2353	Electrical contractors .....	310	2 325	11 165	23	13	2	5	2	—	1	—	—	—
23531	Electrical contractors .....	310	2 325	11 165	23	13	2	5	2	—	1	—	—	—
235310	Electrical contractors .....	310	2 325	11 165	23	13	2	5	2	—	1	—	—	—
2354	Masonry, drywall, insulation, tile contractors ....	221	1 178	6 547	17	10	5	—	1	—	1	—	—	—
23542	Drywall, acoustical & insulation contractors ...	(C)	(D)	(D)	5	2	1	—	1	—	1	—	—	—
2356	Roofing, siding, & sheet metal contractors .....	153	669	2 926	12	6	3	1	1	1	—	—	—	—
23561	Roofing, siding, & sheet metal contractors ...	153	669	2 926	12	6	3	1	1	1	—	—	—	—
235610	Roofing, siding, & sheet metal contractors ...	153	669	2 926	12	6	3	1	1	1	—	—	—	—
2357	Concrete contractors .....	102	533	2 168	8	4	1	1	2	—	—	—	—	—
23571	Concrete contractors .....	102	533	2 168	8	4	1	1	2	—	—	—	—	—
235710	Concrete contractors .....	102	533	2 168	8	4	1	1	2	—	—	—	—	—
2359	Other special trade contractors .....	650	6 314	24 831	31	16	7	3	3	1	—	1	—	—
23595	Bldg equip & oth mach installation contractor .	(E)	(D)	(D)	4	2	—	—	—	1	—	1	—	—
23599	All other special trade contractors .....	100	409	2 025	13	9	2	—	2	—	—	—	—	—
235990	All other special trade contractors .....	100	409	2 025	13	9	2	—	2	—	—	—	—	—

See footnotes at end of table.

**Table 6. Counties—Employees, Payroll, and Establishments by Industry: 2000—Con.**

[Excludes most government employees, railroad employees, and self-employed persons. Size class 1 to 4 includes establishments with payroll, but no employees, during mid-March pay period. (D) denotes figures withheld to avoid disclosing data for individual companies; the data are included in broader industry totals. Detailed industries with 100 or more employees are shown if industry was not a (D). For explanation of terms, abbreviations, and data reliability/comparability, see introductory text]

NAICS code	Industry	Number of employees for week including March 12	Payroll (\$1,000)		Total number of establishments	Number of establishments by employment-size class									
			First quarter	Annual		1 to 4	5 to 9	10 to 19	20 to 49	50 to 99	100 to 249	250 to 499	500 to 999	1,000 or more	
<b>MADISON—Con.</b>															
<b>31-33</b>	<b>Manufacturing</b>	<b>13 104</b>	<b>112 416</b>	<b>440 577</b>	<b>133</b>	<b>32</b>	<b>27</b>	<b>15</b>	<b>17</b>	<b>11</b>	<b>17</b>	<b>7</b>	<b>4</b>	<b>3</b>	
311	Food mfg	2 011	20 977	80 540	8	1	1	1	1	1	1	1	1	1	
3112	Grain & oilseed milling	(C)	(D)	(D)	1	—	—	—	—	—	—	—	—	—	
31121	Flour milling & malt mfg	(C)	(D)	(D)	1	—	—	—	—	—	—	—	—	—	
3114	Fruit & veg preserving & specialty food mfg	(F)	(D)	(D)	1	—	—	—	—	—	—	—	—	—	
31141	Frozen food mfg	(F)	(D)	(D)	1	—	—	—	—	—	—	—	—	—	
3119	Other food mfg	(G)	(D)	(D)	2	1	—	—	—	—	—	—	—	—	
31191	Snack food mfg	(G)	(D)	(D)	1	—	—	—	—	—	—	—	—	—	
313	Textile mills	(C)	(D)	(D)	1	—	—	—	—	—	—	—	—	—	
3133	Textile, fabric finishing, fabric coating mills	(C)	(D)	(D)	1	—	—	—	—	—	—	—	—	—	
31331	Textile & fabric finishing mills	(C)	(D)	(D)	1	—	—	—	—	—	—	—	—	—	
315	Apparel manufacturing	(C)	(D)	(D)	3	2	—	—	—	—	—	—	—	—	
3159	Apparel accessories & other apparel mfg	(C)	(D)	(D)	2	1	—	—	—	—	—	—	—	—	
31599	Apparel accessories & other apparel mfg	(C)	(D)	(D)	2	1	—	—	—	—	—	—	—	—	
321	Wood product mfg	631	4 074	17 817	12	6	2	1	2	—	—	—	—	—	
3219	Other wood product mfg	(F)	(D)	(D)	10	6	1	1	1	—	—	—	—	—	
32191	Millwork	(F)	(D)	(D)	1	—	—	—	—	—	—	—	—	—	
322	Paper mfg	1 057	8 181	33 566	8	—	1	2	—	2	1	2	—	—	
3222	Converted paper product mfg	1 057	8 181	33 566	8	—	1	2	—	2	1	2	—	—	
32221	Paperboard container mfg	(F)	(D)	(D)	6	—	1	2	—	1	1	1	—	—	
32222	Paper bag & coated & treated paper mfg	(F)	(D)	(D)	2	—	—	—	—	—	—	—	—	—	
323	Printing & related support activities	136	835	3 362	15	6	6	1	2	—	—	—	—	—	
3231	Printing & related support activities	136	835	3 362	15	6	6	1	2	—	—	—	—	—	
32311	Printing	136	835	3 362	15	6	6	1	2	—	—	—	—	—	
325	Chemical mfg	298	2 759	10 195	7	—	2	1	1	3	—	—	—	—	
3255	Paint, coating & adhesive mfg	160	1 452	5 514	3	—	—	1	—	2	—	—	—	—	
32551	Paint & coating mfg	(C)	(D)	(D)	2	—	—	1	—	1	—	—	—	—	
3259	Other chemical product & preparation mfg	(C)	(D)	(D)	3	—	1	—	1	1	—	—	—	—	
32599	All other chemical product & preparation mfg	(C)	(D)	(D)	3	—	1	—	1	1	—	—	—	—	
326	Plastics & rubber products mfg	477	3 515	13 816	8	—	1	2	2	1	2	—	—	—	
3261	Plastics product mfg	(E)	(D)	(D)	7	—	1	1	2	1	2	—	—	—	
32616	Plastics bottle mfg	(C)	(D)	(D)	1	—	—	—	—	—	—	—	—	—	
32619	Other plastics product mfg	143	825	3 038	3	—	—	1	—	1	—	—	—	—	
327	Nonmetallic mineral product mfg	712	4 787	18 167	9	—	2	—	3	—	4	—	—	—	
3271	Clay product & refractory mfg	(C)	(D)	(D)	1	—	—	—	—	—	1	—	—	—	
32712	Clay building material & refractories mfg	(C)	(D)	(D)	1	—	—	—	—	—	1	—	—	—	
3272	Glass & glass product mfg	(C)	(D)	(D)	1	—	—	—	—	—	1	—	—	—	
32721	Glass & glass product mfg	(C)	(D)	(D)	1	—	—	—	—	—	1	—	—	—	
3273	Cement & concrete product mfg	(E)	(D)	(D)	7	—	2	—	3	—	2	—	—	—	
32732	Ready-mix concrete mfg	333	1 403	5 680	3	—	—	—	1	—	2	—	—	—	
327320	Ready-mix concrete mfg	333	1 403	5 680	3	—	—	—	1	—	2	—	—	—	
331	Primary metal mfg	1 029	9 855	44 558	5	—	1	—	—	—	2	2	—	—	
3311	Iron & steel mills & ferroalloy mfg	(E)	(D)	(D)	2	—	1	—	—	—	—	1	—	—	
33111	Iron & steel mills & ferroalloy mfg	(E)	(D)	(D)	2	—	1	—	—	—	—	1	—	—	
3313	Alumina & aluminum production & processing	(F)	(D)	(D)	2	—	—	—	—	—	1	1	—	—	
33131	Alumina & aluminum production & processing	(F)	(D)	(D)	2	—	—	—	—	—	1	1	—	—	
3315	Foundries	(C)	(D)	(D)	1	—	—	—	—	—	1	—	—	—	
33152	Nonferrous metal foundries	(C)	(D)	(D)	1	—	—	—	—	—	1	—	—	—	
332	Fabricated metal product mfg	1 379	9 633	48 343	25	6	3	7	3	2	2	2	—	—	
3323	Architectural & structural metals mfg	423	2 734	16 446	7	2	2	1	—	1	—	1	—	—	
33231	Plate work & fabricated structural prod mfg	(C)	(D)	(D)	3	—	1	1	—	1	—	—	—	—	
33232	Ornamental & architectural metal prod mfg	(E)	(D)	(D)	4	2	1	—	—	—	—	1	—	—	
3326	Spring & wire product mfg	(C)	(D)	(D)	1	—	—	—	—	—	1	—	—	—	
33261	Spring & wire product mfg	(C)	(D)	(D)	1	—	—	—	—	—	1	—	—	—	
3327	Mach shops, turn prod, screw, nut, bolt mfg	272	2 460	10 782	9	2	—	3	3	—	1	—	—	—	
33271	Machine shops	(C)	(D)	(D)	8	2	—	3	2	—	1	—	—	—	
3329	Other fabricated metal product mfg	(E)	(D)	(D)	2	1	—	—	—	—	—	—	—	—	
33291	Metal valve mfg	(E)	(D)	(D)	1	—	—	—	—	—	—	—	—	—	
333	Machinery mfg	3 347	32 382	107 247	9	2	—	—	2	2	—	—	1	2	
3331	Ag, construction & mining machinery mfg	(G)	(D)	(D)	2	—	—	—	1	—	—	—	—	1	
33311	Agricultural implement mfg	(G)	(D)	(D)	2	—	—	—	1	—	—	—	—	1	
3339	Other general purpose machinery mfg	(G)	(D)	(D)	4	1	—	—	—	1	—	—	1	1	
33391	Pump & compressor mfg	(F)	(D)	(D)	2	—	—	—	—	1	—	—	—	—	
33399	All other general purpose machinery mfg	(G)	(D)	(D)	2	1	—	—	—	—	—	—	—	—	
335	Electrical equip, appliance & component mfg	(F)	(D)	(D)	3	—	1	—	—	—	1	—	1	—	
3352	Household appliance mfg	(F)	(D)	(D)	1	—	—	—	—	—	—	—	1	—	
33522	Major appliance mfg	(F)	(D)	(D)	1	—	—	—	—	—	—	—	1	—	
3359	Other electrical equipment & component mfg	(C)	(D)	(D)	1	—	—	—	—	—	1	—	—	—	
33592	Communication & energy wire & cable mfg	(C)	(D)	(D)	1	—	—	—	—	—	1	—	—	—	
336	Transportation equipment mfg	(F)	(D)	(D)	5	2	1	—	—	—	1	1	—	—	
3363	Motor vehicle parts mfg	(E)	(D)	(D)	4	2	1	—	—	—	—	1	—	—	
33639	Other motor vehicle parts mfg	(E)	(D)	(D)	2	1	—	—	—	—	—	—	—	—	
3365	Railroad rolling stock mfg	(C)	(D)	(D)	1	—	—	—	—	—	1	—	—	—	
33651	Railroad rolling stock mfg	(C)	(D)	(D)	1	—	—	—	—	—	1	—	—	—	

See footnotes at end of table.

**Table 6. Counties—Employees, Payroll, and Establishments by Industry: 2000—Con.**

[Excludes most government employees, railroad employees, and self-employed persons. Size class 1 to 4 includes establishments with payroll, but no employees, during mid-March pay period. (D) denotes figures withheld to avoid disclosing data for individual companies; the data are included in broader industry totals. Detailed industries with 100 or more employees are shown if industry was not a (D). For explanation of terms, abbreviations, and data reliability/comparability, see introductory text]

NAICS code	Industry	Number of employees for week including March 12	Payroll (\$1,000)		Total number of establishments	Number of establishments by employment-size class																				
			First quarter	Annual		1 to 4	5 to 9	10 to 19	20 to 49	50 to 99	100 to 249	250 to 499	500 to 999	1,000 or more												
<b>MADISON—Con.</b>																										
<b>31-33 Manufacturing—Con.</b>																										
337	Furniture & related product mfg	(C)	(D)	(D)	5	2	1	—	1	—	1	—	—	—	—	—	—									
3372	Office furniture (including fixtures) mfg	(C)	(D)	(D)	2	—	—	—	1	—	1	—	—	—	—	—	—									
33721	Office furniture (including fixtures) mfg	(C)	(D)	(D)	2	—	—	—	1	—	1	—	—	—	—	—	—									
<b>42</b>	<b>Wholesale trade</b>	<b>2 190</b>	<b>16 727</b>	<b>70 292</b>	<b>168</b>	<b>59</b>	<b>32</b>	<b>42</b>	<b>27</b>	<b>8</b>	—	—	—	—	—	—										
421	Wholesale trade, durable goods	1 437	10 929	45 604	126	46	26	31	19	4	—	—	—	—	—	—										
4211	Motor vehicle, motor vehicle pt & supply whsle	269	1 826	7 803	16	6	3	3	3	1	—	—	—	—	—	—										
42112	Motor vehicle supplies & new parts whsle	152	841	3 410	7	3	1	1	1	1	—	—	—	—	—	—										
421120	Motor vehicle supplies & new parts whsle	152	841	3 410	7	3	1	1	1	1	—	—	—	—	—	—										
4213	Lumber & other construction materials whsle	106	868	3 158	9	5	1	1	1	1	—	—	—	—	—	—										
42131	Lumber, plywood, millwork & wood panel whsle	(C)	(D)	(D)	8	4	1	1	1	1	—	—	—	—	—	—										
4214	Professional & commercial equip & supp whsle	108	880	3 994	10	5	—	2	3	—	—	—	—	—	—	—										
4215	Metal & mineral (except petroleum) whsle	174	1 475	6 601	8	—	1	3	3	1	—	—	—	—	—	—										
42151	Metal service centers & offices whsle	174	1 475	6 601	8	—	1	3	3	1	—	—	—	—	—	—										
421510	Metal service centers & offices whsle	174	1 475	6 601	8	—	1	3	3	1	—	—	—	—	—	—										
4217	Hardware, plumb & heating equip & sup whsle	167	1 088	4 568	14	6	3	2	2	1	—	—	—	—	—	—										
42171	Hardware whsle	119	734	3 079	8	4	1	1	1	1	—	—	—	—	—	—										
421710	Hardware whsle	119	734	3 079	8	4	1	1	1	1	—	—	—	—	—	—										
4218	Machinery, equipment & supplies whsle	285	2 302	9 603	41	17	10	13	1	—	—	—	—	—	—	—										
42183	Industrial machinery & equipment whsle	108	894	4 106	16	9	1	5	1	—	—	—	—	—	—	—										
421830	Industrial machinery & equipment whsle	108	894	4 106	16	9	1	5	1	—	—	—	—	—	—	—										
4219	Miscellaneous durable goods whsle	184	1 088	4 455	12	1	3	4	4	—	—	—	—	—	—	—										
42193	Recyclable material whsle	130	776	3 089	6	—	1	1	4	—	—	—	—	—	—	—										
421930	Recyclable material whsle	130	776	3 089	6	—	1	1	4	—	—	—	—	—	—	—										
422	Wholesale trade, nondurable goods	753	5 798	24 688	42	13	6	11	8	4	—	—	—	—	—	—										
4224	Grocery & related product whsle	322	2 231	8 940	11	1	2	3	3	2	—	—	—	—	—	—										
42249	Other grocery & related products whsle	(C)	(D)	(D)	3	1	—	—	1	1	—	—	—	—	—	—										
4229	Miscellaneous nondurable goods whsle	165	1 565	6 466	10	4	—	3	2	1	—	—	—	—	—	—										
42292	Book, periodical & newspaper whsle	110	1 237	5 208	4	1	—	1	1	1	—	—	—	—	—	—										
422920	Book, periodical & newspaper whsle	110	1 237	5 208	4	1	—	1	1	1	—	—	—	—	—	—										
<b>44-45</b>	<b>Retail trade</b>	<b>7 437</b>	<b>31 186</b>	<b>128 551</b>	<b>534</b>	<b>210</b>	<b>164</b>	<b>90</b>	<b>46</b>	<b>9</b>	<b>13</b>	<b>1</b>	<b>1</b>	—	—	—										
441	Motor vehicle & parts dealers	714	5 085	22 200	60	25	14	11	6	4	—	—	—	—	—	—										
4411	Automobile dealers	460	3 632	16 245	27	12	4	3	4	4	—	—	—	—	—	—										
44111	New car dealers	385	3 125	13 703	9	—	—	1	4	4	—	—	—	—	—	—										
441110	New car dealers	385	3 125	13 703	9	—	—	1	4	4	—	—	—	—	—	—										
4413	Automotive parts, accessories & tire stores	(C)	(D)	(D)	31	12	10	7	2	—	—	—	—	—	—	—										
44131	Automotive parts, accessories & tire stores	(C)	(D)	(D)	17	8	4	4	1	—	—	—	—	—	—	—										
44132	Tire dealers	115	733	3 157	14	4	6	3	1	—	—	—	—	—	—	—										
441320	Tire dealers	115	733	3 157	14	4	6	3	1	—	—	—	—	—	—	—										
442	Furniture & home furnishing stores	233	1 181	4 916	27	11	6	6	4	—	—	—	—	—	—	—										
4421	Furniture stores	133	653	2 523	13	5	2	4	2	—	—	—	—	—	—	—										
44211	Furniture stores	133	653	2 523	13	5	2	4	2	—	—	—	—	—	—	—										
442110	Furniture stores	133	653	2 523	13	5	2	4	2	—	—	—	—	—	—	—										
4422	Home furnishings stores	100	528	2 393	14	6	4	2	2	—	—	—	—	—	—	—										
443	Electronics & appliance stores	181	1 003	3 884	23	8	10	3	2	—	—	—	—	—	—	—										
4431	Electronics & appliance stores	181	1 003	3 884	23	8	10	3	2	—	—	—	—	—	—	—										
44311	Appliance, TV & all other electronics stores	135	688	2 661	15	5	6	2	2	—	—	—	—	—	—	—										
443112	Radio, television & other electronics stores	109	591	2 285	9	2	3	2	2	—	—	—	—	—	—	—										
444	Bldg material & garden equip & supp dealers	790	5 119	19 612	44	10	14	11	7	—	2	—	—	—	—	—										
4441	Building material & supplies dealers	730	4 815	18 253	38	8	14	8	6	—	2	—	—	—	—	—										
44411	Home centers	(E)	(D)	(D)	3	—	—	—	1	—	2	—	—	—	—	—										
44419	Other building material dealers	340	2 577	9 832	29	4	13	8	4	—	—	—	—	—	—	—										
444190	Other building material dealers	340	2 577	9 832	29	4	13	8	4	—	—	—	—	—	—	—										
445	Food & beverage stores	1 120	2 876	11 935	42	13	14	7	3	2	2	1	—	—	—	—										
4451	Grocery stores	1 005	2 391	10 065	23	7	3	6	2	2	2	1	—	—	—	—										
44511	Grocery (except convenience) stores	989	2 337	9 929	19	5	1	6	2	2	2	1	—	—	—	—										
445110	Grocery (except convenience) stores	989	2 337	9 929	19	5	1	6	2	2	2	1	—	—	—	—										
446	Health & personal care stores	320	1 645	7 280	41	21	11	5	3	1	—	—	—	—	—	—										
4461	Health & personal care stores	320	1 645	7 280	41	21	11	5	3	1	—	—	—	—	—	—										
44611	Pharmacies & drug stores	215	1 202	5 435	21	9	6	3	2	1	—	—	—	—	—	—										
446110	Pharmacies & drug stores	215	1 202	5 435	21	9	6	3	2	1	—	—	—	—	—	—										
447	Gasoline stations	618	2 032	8 272	67	19	28	17	2	—	1	—	—	—	—	—										
4471	Gasoline stations	618	2 032	8 272	67	19	28	17	2	—	1	—	—	—	—	—										
44711	Gasoline stations with convenience stores	408	1 404	5 670	52	11	25	14	2	—	—	—	—	—	—	—										
447110	Gasoline stations with convenience stores	408	1 404	5 670	52	11	25	14	2	—	—	—	—	—	—	—										
44719	Other gasoline stations	210	628	2 602	15	8	3	3	—	—	1	—	—	—	—	—										
447190	Other gasoline stations	210	628	2 602	15	8	3	3	—	—	1	—	—	—	—	—										
448	Clothing & clothing accessories stores	963	2 816	11 466	84	29	34	14	5	—	2	—	—	—	—	—										
4481	Clothing stores	713	2 010	8 150	51	22	14	9	4	—	2	—	—	—	—	—										
44812	Women's clothing stores	197	357	1 595	23	10	5	7	1	—	—	—	—	—	—	—										
448120	Women's clothing stores	197	357	1 595	23	10	5	7	1	—	—	—	—	—	—	—										
44814	Family clothing stores	417	1 287	4 959	8	1	2	—	3	—	2	—	—	—	—	—										
448140	Family clothing stores	417	1 287	4 959	8	1	2	—	3	—	2	—	—	—	—	—										
4482	Shoe stores	160	433	1 763	22	6	12	3	1	—	—	—	—	—	—	—										
44821	Shoe stores	160	433	1 763	22	6	12	3	1	—	—	—	—	—	—	—										
448210	Shoe stores	160	433	1 763	22	6	12	3	1	—	—	—	—	—	—	—										

See footnotes at end of table.

**Table 6. Counties—Employees, Payroll, and Establishments by Industry: 2000—Con.**

[Excludes most government employees, railroad employees, and self-employed persons. Size class 1 to 4 includes establishments with payroll, but no employees, during mid-March pay period. (D) denotes figures withheld to avoid disclosing data for individual companies; the data are included in broader industry totals. Detailed industries with 100 or more employees are shown if industry was not a (D). For explanation of terms, abbreviations, and data reliability/comparability, see introductory text]

NAICS code	Industry	Number of employees for week including March 12	Payroll (\$1,000)		Total number of establishments	Number of establishments by employment-size class									
			First quarter	Annual		1 to 4	5 to 9	10 to 19	20 to 49	50 to 99	100 to 249	250 to 499	500 to 999	1,000 or more	
<b>MADISON—Con.</b>															
<b>44-45 Retail trade—Con.</b>															
451	Sporting goods, hobby, book & music stores . . . . .	315	973	4 295	38	16	14	3	5	—	—	—	—	—	
4511	Sporting goods, hobby, musical instrument stores . . . . .	181	622	2 632	24	12	8	1	3	—	—	—	—	—	
4512	Book, periodical & music stores . . . . .	134	351	1 663	14	4	6	2	2	—	—	—	—	—	
45121	Book stores & news dealers . . . . .	104	278	1 334	9	2	4	1	2	—	—	—	—	—	
451211	Book stores . . . . .	104	278	1 334	9	2	4	1	2	—	—	—	—	—	
452	General merchandise stores . . . . .	1 665	6 364	25 326	24	2	7	6	1	1	6	—	1	—	
4521	Department stores . . . . .	779	2 685	11 474	5	—	—	—	—	—	5	—	—	—	
45211	Department stores . . . . .	779	2 685	11 474	5	—	—	—	—	—	5	—	—	—	
452110	Department stores . . . . .	779	2 685	11 474	5	—	—	—	—	—	5	—	—	—	
4529	Other general merchandise stores . . . . .	886	3 679	13 852	19	2	7	6	1	1	1	—	1	—	
45291	Warehouse clubs & superstores . . . . .	(F)	(D)	(D)	2	—	—	—	—	—	1	—	1	—	
45299	All other general merchandise stores . . . . .	(C)	(D)	(D)	17	2	7	6	1	1	—	—	—	—	
453	Miscellaneous store retailers . . . . .	381	1 511	7 031	67	44	11	6	6	—	—	—	—	—	
4532	Office supplies, stationery & gift stores . . . . .	151	492	2 009	19	11	4	—	4	—	—	—	—	—	
4539	Other miscellaneous store retailers . . . . .	143	782	3 888	26	17	3	4	2	—	—	—	—	—	
454	Nonstore retailers . . . . .	137	581	2 334	17	12	1	1	2	1	—	—	—	—	
<b>48-49 Transportation &amp; warehousing . . . . .</b>															
484	Truck transportation . . . . .	1 185	10 201	43 007	70	27	15	8	14	5	1	—	—	—	
4841	General freight trucking . . . . .	1 083	9 701	40 724	53	18	10	7	12	5	1	—	—	—	
48412	General freight trucking, long-distance . . . . .	1 029	9 298	38 928	45	13	8	7	11	5	1	—	—	—	
484121	General freight trucking, long-distance, TL . . . . .	499	4 366	17 625	31	12	5	6	5	3	—	—	—	—	
484122	General freight trucking, long-distance, LTL . . . . .	530	4 932	21 303	14	1	3	1	6	2	1	—	—	—	
4842	Specialized freight trucking . . . . .	102	500	2 283	17	9	5	1	2	—	—	—	—	—	
488	Transportation support activities . . . . .	117	552	1 992	6	4	—	1	—	1	—	—	—	—	
492	Couriers & messengers . . . . .	137	616	2 812	8	4	—	1	2	1	—	—	—	—	
<b>51 Information . . . . .</b>															
511	Publishing industries . . . . .	(C)	(D)	(D)	5	3	1	—	—	—	1	—	—	—	
5111	Newspaper, periodical, book, database publishers . . . . .	(C)	(D)	(D)	5	3	1	—	—	—	1	—	—	—	
51111	Newspaper publishers . . . . .	(C)	(D)	(D)	2	1	—	—	—	—	1	—	—	—	
513	Broadcasting & telecommunications . . . . .	517	4 221	17 218	26	10	3	3	7	3	—	—	—	—	
5131	Radio & television broadcasting . . . . .	145	1 022	3 398	8	2	1	2	2	1	—	—	—	—	
5132	Cable networks & program distribution . . . . .	107	829	4 310	4	1	—	—	3	—	—	—	—	—	
5133	Telecommunications . . . . .	265	2 370	9 510	14	7	2	1	2	2	—	—	—	—	
51331	Wired telecommunications carriers . . . . .	(C)	(D)	(D)	9	5	—	1	1	2	—	—	—	—	
<b>52 Finance &amp; insurance . . . . .</b>															
522	Credit intermediation & related activities . . . . .	676	5 074	20 706	101	57	28	10	4	2	—	—	—	—	
5221	Depository credit intermediation . . . . .	473	3 552	14 579	50	21	16	8	3	2	—	—	—	—	
52211	Commercial banking . . . . .	396	3 148	12 890	38	14	13	7	2	2	—	—	—	—	
522110	Commercial banking . . . . .	396	3 148	12 890	38	14	13	7	2	2	—	—	—	—	
5222	Nondepository credit intermediation . . . . .	189	1 462	5 830	45	31	11	2	1	—	—	—	—	—	
52229	Other nondepository credit intermediation . . . . .	161	1 227	4 949	37	26	8	2	1	—	—	—	—	—	
524	Insurance carriers & related activities . . . . .	395	3 486	14 300	68	54	6	3	4	1	—	—	—	—	
5241	Insurance carriers . . . . .	248	2 545	10 281	18	10	2	1	4	1	—	—	—	—	
52411	Direct life, health, medical insurance carriers . . . . .	(C)	(D)	(D)	11	3	2	1	4	1	—	—	—	—	
5242	Agencies & other insurance related activities . . . . .	147	941	4 019	50	44	4	2	—	—	—	—	—	—	
52421	Insurance agencies & brokerages . . . . .	131	838	3 591	45	40	3	2	—	—	—	—	—	—	
524210	Insurance agencies & brokerages . . . . .	131	838	3 591	45	40	3	2	—	—	—	—	—	—	
<b>53 Real estate &amp; rental &amp; leasing . . . . .</b>															
531	Real estate . . . . .	202	1 080	4 443	61	45	12	4	—	—	—	—	—	—	
532	Rental & leasing services . . . . .	280	1 395	5 971	32	14	14	2	—	2	—	—	—	—	
5322	Consumer goods rental . . . . .	225	1 050	4 306	17	5	8	2	—	2	—	—	—	—	
53229	Other consumer goods rental . . . . .	126	799	3 264	8	—	6	1	—	1	—	—	—	—	
<b>54 Professional, scientific &amp; technical services . . . . .</b>															
541	Professional, scientific & technical services . . . . .	1 115	7 896	35 721	156	97	28	17	11	2	1	—	—	—	
5411	Legal services . . . . .	357	2 866	12 992	47	29	9	3	5	1	—	—	—	—	
54111	Offices of lawyers . . . . .	357	2 866	12 992	47	29	9	3	5	1	—	—	—	—	
541110	Offices of lawyers . . . . .	357	2 866	12 992	47	29	9	3	5	1	—	—	—	—	
5412	Accounting, tax prep, bookkeep, payroll services . . . . .	247	1 018	3 761	29	19	5	3	1	—	1	—	—	—	
54121	Accounting, tax prep, bookkeep, payroll services . . . . .	247	1 018	3 761	29	19	5	3	1	—	1	—	—	—	
541211	Offices of certified public accountants . . . . .	114	715	3 095	21	13	4	3	1	—	—	—	—	—	
5413	Architectural, engineering & related services . . . . .	202	1 835	8 801	24	11	6	5	1	1	—	—	—	—	
<b>55 Management of companies &amp; enterprises . . . . .</b>															
551	Management of companies & enterprises . . . . .	327	3 680	13 568	13	7	2	1	1	1	1	—	—	—	
5511	Management of companies & enterprises . . . . .	327	3 680	13 568	13	7	2	1	1	1	1	—	—	—	
55111	Management of companies & enterprises . . . . .	327	3 680	13 568	13	7	2	1	1	1	1	—	—	—	

See footnotes at end of table.



**Table 6. Counties—Employees, Payroll, and Establishments by Industry: 2000—Con.**

[Excludes most government employees, railroad employees, and self-employed persons. Size class 1 to 4 includes establishments with payroll, but no employees, during mid-March pay period. (D) denotes figures withheld to avoid disclosing data for individual companies; the data are included in broader industry totals. Detailed industries with 100 or more employees are shown if industry was not a (D). For explanation of terms, abbreviations, and data reliability/comparability, see introductory text]

NAICS code	Industry	Number of employees for week including March 12	Payroll (\$1,000)		Total number of establishments	Number of establishments by employment-size class								
			First quarter	Annual		1 to 4	5 to 9	10 to 19	20 to 49	50 to 99	100 to 249	250 to 499	500 to 999	1,000 or more
<b>MADISON—Con.</b>														
<b>56</b>	<b>Admin. support, waste mgmt, remediation services</b>	<b>5 023</b>	<b>17 954</b>	<b>76 180</b>	<b>130</b>	<b>54</b>	<b>32</b>	<b>9</b>	<b>17</b>	<b>4</b>	<b>7</b>	<b>6</b>	<b>1</b>	<b>-</b>
561	Administrative & support services	4 968	17 560	74 710	127	53	32	8	16	4	7	6	1	-
5613	Employment services	3 280	10 098	41 225	27	6	2	1	4	3	6	4	1	-
56131	Employment placement agencies	1 019	2 675	9 663	6	1	-	1	1	-	1	2	-	-
561310	Employment placement agencies	1 019	2 675	9 663	6	1	-	1	1	-	1	2	-	-
56132	Temporary help services	2 206	7 197	30 457	16	2	1	-	2	3	5	2	1	-
561320	Temporary help services	2 206	7 197	30 457	16	2	1	-	2	3	5	2	1	-
5616	Investigation & security services	527	1 609	6 408	12	5	4	-	2	-	-	1	-	-
56161	Investigation, guard & armored car services	(E)	(D)	(D)	5	3	-	-	1	-	-	1	-	-
5617	Services to buildings & dwellings	763	4 260	20 345	50	21	15	4	9	-	-	1	-	-
56171	Exterminating & pest control services	(C)	(D)	(D)	10	2	3	4	1	-	-	-	-	-
56172	Janitorial services	496	3 119	15 180	18	10	3	-	4	-	-	1	-	-
561720	Janitorial services	496	3 119	15 180	18	10	3	-	4	-	-	1	-	-
56173	Landscaping services	154	505	2 514	20	9	7	-	4	-	-	-	-	-
561730	Landscaping services	154	505	2 514	20	9	7	-	4	-	-	-	-	-
5619	Other support services	281	733	3 244	10	3	4	-	1	1	1	-	-	-
56191	Packaging & labeling services	(C)	(D)	(D)	2	-	-	-	1	1	-	-	-	-
56199	All other support services	(C)	(D)	(D)	8	3	4	-	-	-	1	-	-	-
<b>61</b>	<b>Educational services</b>	<b>1 289</b>	<b>7 164</b>	<b>29 077</b>	<b>18</b>	<b>5</b>	<b>4</b>	<b>2</b>	<b>2</b>	<b>1</b>	<b>2</b>	<b>2</b>	<b>-</b>	<b>-</b>
611	Educational services	1 289	7 164	29 077	18	5	4	2	2	1	2	2	-	-
6111	Elementary & secondary schools	252	1 362	5 627	3	-	-	-	1	1	1	-	-	-
61111	Elementary & secondary schools	252	1 362	5 627	3	-	-	-	1	1	1	-	-	-
611110	Elementary & secondary schools	252	1 362	5 627	3	-	-	-	1	1	1	-	-	-
6113	Colleges, universities & professional schools	932	5 427	21 898	3	-	-	-	-	-	1	2	-	-
61131	Colleges, universities & professional schools	932	5 427	21 898	3	-	-	-	-	-	1	2	-	-
611310	Colleges, universities & professional schools	932	5 427	21 898	3	-	-	-	-	-	1	2	-	-
<b>62</b>	<b>Health care and social assistance</b>	<b>8 011</b>	<b>59 287</b>	<b>277 451</b>	<b>254</b>	<b>90</b>	<b>68</b>	<b>43</b>	<b>32</b>	<b>12</b>	<b>5</b>	<b>3</b>	<b>-</b>	<b>1</b>
621	Ambulatory health care services	2 504	29 211	149 604	167	64	43	33	18	6	2	1	-	-
6211	Offices of physicians	1 678	23 663	125 127	75	25	15	16	14	2	2	1	-	-
62111	Offices of physicians	1 678	23 663	125 127	75	25	15	16	14	2	2	1	-	-
6212	Offices of dentists	290	2 291	11 704	43	18	15	9	1	-	-	-	-	-
62121	Offices of dentists	290	2 291	11 704	43	18	15	9	1	-	-	-	-	-
621210	Offices of dentists	290	2 291	11 704	43	18	15	9	1	-	-	-	-	-
6213	Offices of other health practitioners	122	1 024	4 066	28	17	7	4	-	-	-	-	-	-
6214	Outpatient care centers	182	999	3 744	10	1	5	1	1	2	-	-	-	-
62149	Other outpatient care centers	112	723	2 618	6	-	3	1	1	1	-	-	-	-
6216	Home health care services	116	594	2 340	5	1	1	1	1	1	-	-	-	-
62161	Home health care services	116	594	2 340	5	1	1	1	1	1	-	-	-	-
621610	Home health care services	116	594	2 340	5	1	1	1	1	1	-	-	-	-
622	Hospitals	(H)	(D)	(D)	4	-	1	-	-	-	1	1	-	1
6221	General medical & surgical hospitals	(H)	(D)	(D)	2	-	-	-	-	-	-	1	-	1
62211	General medical & surgical hospitals	(H)	(D)	(D)	2	-	-	-	-	-	-	1	-	1
6222	Psychiatric & substance abuse hospitals	(C)	(D)	(D)	2	-	1	-	-	-	1	-	-	-
62221	Psychiatric & substance abuse hospitals	(C)	(D)	(D)	2	-	1	-	-	-	1	-	-	-
623	Nursing & residential care facilities	1 272	4 970	20 674	33	4	8	3	10	5	2	1	-	-
6231	Nursing care facilities	318	1 236	5 065	4	-	-	1	-	2	1	-	-	-
62311	Nursing care facilities	318	1 236	5 065	4	-	-	1	-	2	1	-	-	-
623110	Nursing care facilities	318	1 236	5 065	4	-	-	1	-	2	1	-	-	-
6232	Residential mental retardation, health facil	362	1 791	8 296	13	3	6	1	2	-	-	1	-	-
62322	Residential mental health, subst abuse facil	(E)	(D)	(D)	2	-	-	1	-	-	-	1	-	-
6233	Community care facilities for the elderly	499	1 471	5 292	12	1	-	1	7	2	1	-	-	-
62331	Community care facilities for the elderly	499	1 471	5 292	12	1	-	1	7	2	1	-	-	-
624	Social assistance	(E)	(D)	(D)	50	22	16	7	4	1	-	-	-	-
6244	Child day care services	(C)	(D)	(D)	30	11	12	6	1	-	-	-	-	-
62441	Child day care services	(C)	(D)	(D)	30	11	12	6	1	-	-	-	-	-
<b>71</b>	<b>Arts, entertainment &amp; recreation</b>	<b>340</b>	<b>1 062</b>	<b>4 639</b>	<b>34</b>	<b>20</b>	<b>4</b>	<b>5</b>	<b>3</b>	<b>2</b>	<b>-</b>	<b>-</b>	<b>-</b>	<b>-</b>
713	Amusement, gambling & recreation industries	(E)	(D)	(D)	24	13	3	4	2	2	-	-	-	-
7139	Other amusement & recreation industries	(E)	(D)	(D)	22	11	3	4	2	2	-	-	-	-
71391	Golf courses & country clubs	101	423	2 048	4	1	-	2	-	1	-	-	-	-
713910	Golf courses & country clubs	101	423	2 048	4	1	-	2	-	1	-	-	-	-
71394	Fitness & recreational sports centers	(C)	(D)	(D)	9	5	-	2	1	1	-	-	-	-
<b>72</b>	<b>Accommodation &amp; food services</b>	<b>4 152</b>	<b>10 154</b>	<b>42 161</b>	<b>182</b>	<b>43</b>	<b>18</b>	<b>40</b>	<b>64</b>	<b>14</b>	<b>3</b>	<b>-</b>	<b>-</b>	<b>-</b>
721	Accommodation	563	1 481	6 303	29	9	2	6	9	3	-	-	-	-
7211	Traveler accommodation	(F)	(D)	(D)	28	8	2	6	9	3	-	-	-	-
72111	Hotels (exc casino hotels) & motels	(F)	(D)	(D)	28	8	2	6	9	3	-	-	-	-
722	Food services & drinking places	3 589	8 673	35 858	153	34	16	34	55	11	3	-	-	-
7221	Full-service restaurants	1 623	4 436	18 125	53	9	7	14	12	8	3	-	-	-
72211	Full-service restaurants	1 623	4 436	18 125	53	9	7	14	12	8	3	-	-	-
722110	Full-service restaurants	1 623	4 436	18 125	53	9	7	14	12	8	3	-	-	-
7222	Limited-service eating places	1 795	3 881	15 918	83	14	8	18	40	3	-	-	-	-
72221	Limited-service eating places	1 795	3 881	15 918	83	14	8	18	40	3	-	-	-	-
722211	Limited-service restaurants	1 583	3 361	13 867	72	13	7	15	34	3	-	-	-	-
722213	Snack & nonalcoholic beverage bars	127	290	1 075	7	1	-	2	4	-	-	-	-	-

See footnotes at end of table.

**Table 6. Counties—Employees, Payroll, and Establishments by Industry: 2000—Con.**

[Excludes most government employees, railroad employees, and self-employed persons. Size class 1 to 4 includes establishments with payroll, but no employees, during mid-March pay period. (D) denotes figures withheld to avoid disclosing data for individual companies; the data are included in broader industry totals. Detailed industries with 100 or more employees are shown if industry was not a (D). For explanation of terms, abbreviations, and data reliability/comparability, see introductory text]

NAICS code	Industry	Number of employees for week including March 12	Payroll (\$1,000)		Total number of establishments	Number of establishments by employment-size class									
			First quarter	Annual		1 to 4	5 to 9	10 to 19	20 to 49	50 to 99	100 to 249	250 to 499	500 to 999	1,000 or more	
<b>MADISON—Con.</b>															
<b>81</b>	<b>Other services (except public administration)</b>	<b>2 509</b>	<b>8 657</b>	<b>36 926</b>	<b>297</b>	<b>154</b>	<b>73</b>	<b>40</b>	<b>24</b>	<b>4</b>	<b>2</b>	—	—	—	
811	Repair & maintenance	451	2 730	12 235	90	50	28	9	3	—	—	—	—	—	
8111	Automotive repair & maintenance	303	1 951	8 351	61	33	21	5	2	—	—	—	—	—	
81111	Automotive mechanical & electrical R&M	167	1 039	4 532	36	20	13	3	—	—	—	—	—	—	
811111	General automotive repair	105	713	3 059	23	13	8	2	—	—	—	—	—	—	
81112	Automotive body, paint, interior & glass repair	110	811	3 432	17	8	6	1	2	—	—	—	—	—	
812	Personal & laundry services	615	2 189	9 047	69	37	13	10	8	1	—	—	—	—	
8121	Personal care services	214	542	2 275	30	18	5	4	3	—	—	—	—	—	
81211	Hair, nail & skin care services	117	423	1 770	20	14	1	4	1	—	—	—	—	—	
8122	Death care services	102	380	1 831	12	7	—	3	2	—	—	—	—	—	
8123	Drycleaning & laundry services	239	1 000	3 921	18	6	6	3	2	1	—	—	—	—	
81232	Drycleaning & laundry services (exc coin-op)	(C)	(D)	(D)	13	2	6	3	2	—	—	—	—	—	
813	Religious, grantmaking, civic, prof & like organizations	1 443	3 738	15 644	138	67	32	21	13	3	2	—	—	—	
8131	Religious organizations	1 271	3 087	12 964	104	43	29	15	12	3	2	—	—	—	
81311	Religious organizations	1 271	3 087	12 964	104	43	29	15	12	3	2	—	—	—	
813110	Religious organizations	1 271	3 087	12 964	104	43	29	15	12	3	2	—	—	—	
<b>95</b>	<b>Auxiliaries (exc corporate, subsidiary &amp; regional mgt)</b>	<b>85</b>	<b>531</b>	<b>2 074</b>	<b>6</b>	<b>3</b>	<b>1</b>	<b>1</b>	—	<b>1</b>	—	—	—	—	
<b>99</b>	<b>Unclassified establishments</b>	<b>61</b>	<b>129</b>	<b>712</b>	<b>26</b>	<b>21</b>	<b>4</b>	<b>1</b>	—	—	—	—	—	—	
<b>MARION</b>															
	<b>Total</b>	<b>5 395</b>	<b>27 205</b>	<b>114 568</b>	<b>434</b>	<b>244</b>	<b>84</b>	<b>53</b>	<b>33</b>	<b>11</b>	<b>7</b>	<b>2</b>	—	—	
11	Forestry, fishing, hunting, and agriculture support	(A)	(D)	(D)	2	2	—	—	—	—	—	—	—	—	
21	Mining	(B)	(D)	(D)	3	—	2	1	—	—	—	—	—	—	
22	Utilities	(B)	(D)	(D)	2	1	—	—	1	—	—	—	—	—	
23	Construction	173	744	3 098	30	20	6	1	3	—	—	—	—	—	
235	Special trade contractors	134	581	2 241	18	10	4	1	3	—	—	—	—	—	
<b>31-33</b>	<b>Manufacturing</b>	<b>1 672</b>	<b>10 855</b>	<b>45 450</b>	<b>25</b>	<b>9</b>	—	<b>3</b>	<b>3</b>	<b>5</b>	<b>4</b>	<b>1</b>	—	—	
313	Textile mills	(F)	(D)	(D)	2	—	—	—	—	—	1	1	—	—	
3131	Fiber, yarn & thread mills	(F)	(D)	(D)	2	—	—	—	—	—	1	1	—	—	
31311	Fiber, yarn & thread mills	(F)	(D)	(D)	2	—	—	—	—	—	1	1	—	—	
315	Apparel manufacturing	(C)	(D)	(D)	5	3	—	—	—	2	—	—	—	—	
321	Wood product mfg	101	393	1 589	5	2	—	1	1	—	—	—	—	—	
322	Paper mfg	(C)	(D)	(D)	1	—	—	—	—	—	1	—	—	—	
3222	Converted paper product mfg	(C)	(D)	(D)	1	—	—	—	—	—	1	—	—	—	
32221	Paperboard container mfg	(C)	(D)	(D)	1	—	—	—	—	—	1	—	—	—	
326	Plastics & rubber products mfg	(C)	(D)	(D)	1	—	—	—	—	—	1	—	—	—	
3261	Plastics product mfg	(C)	(D)	(D)	1	—	—	—	—	—	1	—	—	—	
32619	Other plastics product mfg	(C)	(D)	(D)	1	—	—	—	—	—	1	—	—	—	
331	Primary metal mfg	(C)	(D)	(D)	1	—	—	—	—	—	1	—	—	—	
3315	Foundries	(C)	(D)	(D)	1	—	—	—	—	—	1	—	—	—	
33151	Ferrous metal foundries	(C)	(D)	(D)	1	—	—	—	—	—	1	—	—	—	
<b>42</b>	<b>Wholesale trade</b>	<b>69</b>	<b>518</b>	<b>2 540</b>	<b>12</b>	<b>5</b>	<b>4</b>	<b>3</b>	—	—	—	—	—	—	
<b>44-45</b>	<b>Retail trade</b>	<b>1 153</b>	<b>4 471</b>	<b>19 222</b>	<b>113</b>	<b>63</b>	<b>28</b>	<b>14</b>	<b>5</b>	<b>2</b>	—	<b>1</b>	—	—	
441	Motor vehicle & parts dealers	114	644	2 906	13	8	3	—	2	—	—	—	—	—	
445	Food & beverage stores	243	643	2 780	16	11	—	1	2	2	—	—	—	—	
4451	Grocery stores	234	623	2 698	11	6	—	1	2	2	—	—	—	—	
44511	Grocery (except convenience) stores	223	595	2 578	7	2	—	1	2	2	—	—	—	—	
445110	Grocery (except convenience) stores	223	595	2 578	7	2	—	1	2	2	—	—	—	—	
452	General merchandise stores	399	1 642	6 352	10	6	2	1	—	—	—	1	—	—	
4521	Department stores	(E)	(D)	(D)	1	—	—	—	—	—	—	1	—	—	
45211	Department stores	(E)	(D)	(D)	1	—	—	—	—	—	—	1	—	—	
<b>48-49</b>	<b>Transportation &amp; warehousing</b>	<b>323</b>	<b>1 895</b>	<b>8 854</b>	<b>31</b>	<b>19</b>	<b>4</b>	<b>2</b>	<b>4</b>	<b>2</b>	—	—	—	—	
484	Truck transportation	(C)	(D)	(D)	22	12	4	2	4	—	—	—	—	—	
4841	General freight trucking	108	583	2 904	10	4	2	1	3	—	—	—	—	—	
<b>51</b>	<b>Information</b>	<b>52</b>	<b>333</b>	<b>1 299</b>	<b>5</b>	<b>2</b>	<b>1</b>	<b>1</b>	<b>1</b>	—	—	—	—	—	
<b>52</b>	<b>Finance &amp; insurance</b>	<b>147</b>	<b>893</b>	<b>3 840</b>	<b>31</b>	<b>18</b>	<b>6</b>	<b>6</b>	<b>1</b>	—	—	—	—	—	
522	Credit intermediation & related activities	121	773	3 320	20	9	5	5	1	—	—	—	—	—	
<b>53</b>	<b>Real estate &amp; rental &amp; leasing</b>	<b>41</b>	<b>155</b>	<b>624</b>	<b>7</b>	<b>5</b>	<b>1</b>	—	<b>1</b>	—	—	—	—	—	
<b>54</b>	<b>Professional, scientific &amp; technical services</b>	<b>123</b>	<b>575</b>	<b>2 876</b>	<b>26</b>	<b>19</b>	<b>5</b>	<b>1</b>	<b>1</b>	—	—	—	—	—	
541	Professional, scientific & technical services	123	575	2 876	26	19	5	1	1	—	—	—	—	—	
<b>55</b>	<b>Management of companies &amp; enterprises</b>	<b>(B)</b>	<b>(D)</b>	<b>(D)</b>	<b>5</b>	<b>4</b>	—	<b>1</b>	—	—	—	—	—	—	

See footnotes at end of table.

**Table 6. Counties—Employees, Payroll, and Establishments by Industry: 2000—Con.**

[Excludes most government employees, railroad employees, and self-employed persons. Size class 1 to 4 includes establishments with payroll, but no employees, during mid-March pay period. (D) denotes figures withheld to avoid disclosing data for individual companies; the data are included in broader industry totals. Detailed industries with 100 or more employees are shown if industry was not a (D). For explanation of terms, abbreviations, and data reliability/comparability, see introductory text]

NAICS code	Industry	Number of employees for week including March 12	Payroll (\$1,000)		Total number of establishments	Number of establishments by employment-size class								
			First quarter	Annual		1 to 4	5 to 9	10 to 19	20 to 49	50 to 99	100 to 249	250 to 499	500 to 999	1,000 or more
<b>MARION—Con.</b>														
<b>56</b>	<b>Admin, support, waste mgmt, remediation services</b>	<b>151</b>	<b>567</b>	<b>1 516</b>	<b>11</b>	<b>7</b>	<b>2</b>	<b>—</b>	<b>1</b>	<b>—</b>	<b>1</b>	<b>—</b>	<b>—</b>	<b>—</b>
561	Administrative & support services	(C)	(D)	(D)	10	6	2	—	1	—	1	—	—	—
5613	Employment services	(C)	(D)	(D)	1	—	—	—	—	—	1	—	—	—
56132	Temporary help services	(C)	(D)	(D)	1	—	—	—	—	—	1	—	—	—
<b>62</b>	<b>Health care and social assistance</b>	<b>585</b>	<b>3 157</b>	<b>12 581</b>	<b>41</b>	<b>19</b>	<b>12</b>	<b>8</b>	<b>—</b>	<b>—</b>	<b>2</b>	<b>—</b>	<b>—</b>	<b>—</b>
621	Ambulatory health care services	143	928	3 843	26	13	8	5	—	—	—	—	—	—
622	Hospitals	(C)	(D)	(D)	1	—	—	—	—	—	1	—	—	—
6221	General medical & surgical hospitals	(C)	(D)	(D)	1	—	—	—	—	—	1	—	—	—
62211	General medical & surgical hospitals	(C)	(D)	(D)	1	—	—	—	—	—	1	—	—	—
623	Nursing & residential care facilities	(C)	(D)	(D)	4	2	1	—	—	—	1	—	—	—
6231	Nursing care facilities	(C)	(D)	(D)	1	—	—	—	—	—	1	—	—	—
62311	Nursing care facilities	(C)	(D)	(D)	1	—	—	—	—	—	1	—	—	—
<b>71</b>	<b>Arts, entertainment &amp; recreation</b>	<b>(A)</b>	<b>(D)</b>	<b>(D)</b>	<b>2</b>	<b>2</b>	<b>—</b>	<b>—</b>	<b>—</b>	<b>—</b>	<b>—</b>	<b>—</b>	<b>—</b>	<b>—</b>
<b>72</b>	<b>Accommodation &amp; food services</b>	<b>606</b>	<b>1 268</b>	<b>5 303</b>	<b>38</b>	<b>12</b>	<b>5</b>	<b>8</b>	<b>11</b>	<b>2</b>	<b>—</b>	<b>—</b>	<b>—</b>	<b>—</b>
722	Food services & drinking places	528	1 102	4 610	32	12	4	3	11	2	—	—	—	—
7221	Full-service restaurants	180	365	1 624	15	9	2	—	3	1	—	—	—	—
72211	Full-service restaurants	180	365	1 624	15	9	2	—	3	1	—	—	—	—
722110	Full-service restaurants	180	365	1 624	15	9	2	—	3	1	—	—	—	—
7222	Limited-service eating places	348	737	2 986	17	3	2	3	8	1	—	—	—	—
72221	Limited-service eating places	348	737	2 986	17	3	2	3	8	1	—	—	—	—
722211	Limited-service restaurants	348	737	2 986	17	3	2	3	8	1	—	—	—	—
<b>81</b>	<b>Other services (except public administration)</b>	<b>183</b>	<b>728</b>	<b>2 814</b>	<b>41</b>	<b>29</b>	<b>7</b>	<b>4</b>	<b>1</b>	<b>—</b>	<b>—</b>	<b>—</b>	<b>—</b>	<b>—</b>
<b>99</b>	<b>Unclassified establishments</b>	<b>18</b>	<b>46</b>	<b>198</b>	<b>9</b>	<b>8</b>	<b>1</b>	<b>—</b>	<b>—</b>	<b>—</b>	<b>—</b>	<b>—</b>	<b>—</b>	<b>—</b>
<b>MARSHALL</b>														
	<b>Total</b>	<b>11 510</b>	<b>70 102</b>	<b>288 566</b>	<b>499</b>	<b>262</b>	<b>101</b>	<b>59</b>	<b>46</b>	<b>14</b>	<b>9</b>	<b>3</b>	<b>4</b>	<b>1</b>
<b>11</b>	<b>Forestry, fishing, hunting, and agriculture support</b>	<b>(A)</b>	<b>(D)</b>	<b>(D)</b>	<b>2</b>	<b>2</b>	<b>—</b>	<b>—</b>	<b>—</b>	<b>—</b>	<b>—</b>	<b>—</b>	<b>—</b>	<b>—</b>
<b>21</b>	<b>Mining</b>	<b>(B)</b>	<b>(D)</b>	<b>(D)</b>	<b>2</b>	<b>—</b>	<b>1</b>	<b>1</b>	<b>—</b>	<b>—</b>	<b>—</b>	<b>—</b>	<b>—</b>	<b>—</b>
<b>22</b>	<b>Utilities</b>	<b>(B)</b>	<b>(D)</b>	<b>(D)</b>	<b>1</b>	<b>—</b>	<b>—</b>	<b>—</b>	<b>1</b>	<b>—</b>	<b>—</b>	<b>—</b>	<b>—</b>	<b>—</b>
<b>23</b>	<b>Construction</b>	<b>338</b>	<b>2 186</b>	<b>8 159</b>	<b>35</b>	<b>19</b>	<b>7</b>	<b>5</b>	<b>2</b>	<b>2</b>	<b>—</b>	<b>—</b>	<b>—</b>	<b>—</b>
235	Special trade contractors	238	1 437	6 144	21	13	2	3	1	2	—	—	—	—
2351	Plumbing, heating & AC contractor	126	728	2 993	5	2	—	1	1	1	—	—	—	—
23511	Plumbing, heating & AC contractor	126	728	2 993	5	2	—	1	1	1	—	—	—	—
235110	Plumbing, heating & AC contractor	126	728	2 993	5	2	—	1	1	1	—	—	—	—
<b>31-33</b>	<b>Manufacturing</b>	<b>7 124</b>	<b>50 443</b>	<b>210 309</b>	<b>49</b>	<b>9</b>	<b>8</b>	<b>7</b>	<b>9</b>	<b>4</b>	<b>5</b>	<b>2</b>	<b>4</b>	<b>1</b>
316	Leather & allied product mfg	(C)	(D)	(D)	1	—	—	—	—	—	1	—	—	—
3162	Footwear mfg	(C)	(D)	(D)	1	—	—	—	—	—	1	—	—	—
31621	Footwear mfg	(C)	(D)	(D)	1	—	—	—	—	—	1	—	—	—
322	Paper mfg	158	1 325	6 008	4	1	—	—	2	1	—	—	—	—
3222	Converted paper product mfg	158	1 325	6 008	4	1	—	—	2	1	—	—	—	—
32221	Paperboard container mfg	158	1 325	6 008	4	1	—	—	2	1	—	—	—	—
323	Printing & related support activities	(C)	(D)	(D)	1	—	—	—	—	—	1	—	—	—
3231	Printing & related support activities	(C)	(D)	(D)	1	—	—	—	—	—	1	—	—	—
32311	Printing	(C)	(D)	(D)	1	—	—	—	—	—	1	—	—	—
325	Chemical mfg	(G)	(D)	(D)	2	—	—	—	1	—	—	—	1	—
3256	Soap, cleaners & toilet preparation mfg	(F)	(D)	(D)	1	—	—	—	—	—	—	—	1	—
32562	Toilet preparation mfg	(F)	(D)	(D)	1	—	—	—	—	—	—	—	1	—
326	Plastics & rubber products mfg	961	6 765	29 220	6	—	—	1	3	1	—	—	1	—
3261	Plastics product mfg	(F)	(D)	(D)	5	—	—	1	2	1	—	—	1	—
32619	Other plastics product mfg	(F)	(D)	(D)	1	—	—	—	—	—	—	—	1	—
331	Primary metal mfg	(F)	(D)	(D)	2	—	—	—	—	—	1	—	1	—
3315	Foundries	(F)	(D)	(D)	2	—	—	—	—	—	1	—	1	—
33152	Nonferrous metal foundries	(F)	(D)	(D)	2	—	—	—	—	—	1	—	1	—
332	Fabricated metal product mfg	334	1 682	6 934	11	2	6	1	—	1	—	—	—	—
3327	Mach shops, turn prod, screw, nut, bolt mfg	106	794	3 007	5	—	4	—	—	1	—	—	—	—
3328	Coating, engrave, heat treating & oth activity	(C)	(D)	(D)	1	—	—	—	—	—	1	—	—	—
33281	Coating, engrave, heat treating & oth activity	(C)	(D)	(D)	1	—	—	—	—	—	1	—	—	—
333	Machinery mfg	(G)	(D)	(D)	3	—	—	1	—	1	—	—	—	1
3334	HVAC & commercial refrigeration equipment mfg	(G)	(D)	(D)	2	—	—	—	—	—	1	—	—	1
33341	HVAC & commercial refrigeration equipment mfg	(G)	(D)	(D)	2	—	—	—	—	—	1	—	—	1
334	Computer & electronic product mfg	(E)	(D)	(D)	2	—	1	—	—	—	—	1	—	—
3344	Semiconductor & oth electronic component mfg	(E)	(D)	(D)	2	—	1	—	—	—	—	1	—	—
33441	Semiconductor & oth electronic component mfg	(E)	(D)	(D)	2	—	1	—	—	—	—	1	—	—
336	Transportation equipment mfg	(E)	(D)	(D)	2	—	—	1	—	—	—	1	—	—
3363	Motor vehicle parts mfg	(E)	(D)	(D)	2	—	—	1	—	—	—	1	—	—
33636	Motor vehicle seating & interior trim mfg	(E)	(D)	(D)	1	—	—	—	—	—	—	1	—	—

See footnotes at end of table.

**Table 6. Counties—Employees, Payroll, and Establishments by Industry: 2000—Con.**

[Excludes most government employees, railroad employees, and self-employed persons. Size class 1 to 4 includes establishments with payroll, but no employees, during mid-March pay period. (D) denotes figures withheld to avoid disclosing data for individual companies; the data are included in broader industry totals. Detailed industries with 100 or more employees are shown if industry was not a (D). For explanation of terms, abbreviations, and data reliability/comparability, see introductory text]

NAICS code	Industry	Number of employees for week including March 12	Payroll (\$1,000)		Total number of establishments	Number of establishments by employment-size class								
			First quarter	Annual		1 to 4	5 to 9	10 to 19	20 to 49	50 to 99	100 to 249	250 to 499	500 to 999	1,000 or more
<b>MARSHALL—Con.</b>														
<b>31-33</b>	<b>Manufacturing—Con.</b>													
339	Miscellaneous mfg .....	864	4 708	18 833	4	—	—	—	2	—	1	—	1	—
3399	Other miscellaneous mfg .....	864	4 708	18 833	4	—	—	—	2	—	1	—	1	—
33994	Office supplies (exc paper) mfg .....	(F)	(D)	(D)	3	—	—	—	1	—	1	—	1	—
<b>42</b>	<b>Wholesale trade .....</b>	<b>120</b>	<b>774</b>	<b>3 045</b>	<b>13</b>	<b>6</b>	<b>4</b>	<b>1</b>	<b>2</b>	—	—	—	—	—
<b>44-45</b>	<b>Retail trade .....</b>	<b>1 196</b>	<b>4 510</b>	<b>18 809</b>	<b>117</b>	<b>61</b>	<b>26</b>	<b>17</b>	<b>9</b>	<b>3</b>	<b>1</b>	—	—	—
441	Motor vehicle & parts dealers .....	132	761	3 585	16	9	3	2	2	—	—	—	—	—
444	Bldg material & garden equip & supp dealers .....	124	593	2 294	16	6	7	2	1	—	—	—	—	—
445	Food & beverage stores .....	297	883	3 613	18	8	3	3	2	2	—	—	—	—
4451	Grocery stores .....	(E)	(D)	(D)	16	6	3	3	2	2	—	—	—	—
44511	Grocery (except convenience) stores .....	281	842	3 440	12	4	1	3	2	2	—	—	—	—
445110	Grocery (except convenience) stores .....	281	842	3 440	12	4	1	3	2	2	—	—	—	—
447	Gasoline stations .....	247	764	3 191	24	13	5	3	2	1	—	—	—	—
4471	Gasoline stations .....	247	764	3 191	24	13	5	3	2	1	—	—	—	—
44711	Gasoline stations with convenience stores .....	(C)	(D)	(D)	21	11	5	3	2	—	—	—	—	—
452	General merchandise stores .....	176	599	2 380	6	3	1	1	—	—	1	—	—	—
4521	Department stores .....	(C)	(D)	(D)	1	—	—	—	—	—	1	—	—	—
45211	Department stores .....	(C)	(D)	(D)	1	—	—	—	—	—	1	—	—	—
<b>48-49</b>	<b>Transportation &amp; warehousing .....</b>	<b>153</b>	<b>1 142</b>	<b>4 900</b>	<b>21</b>	<b>13</b>	<b>3</b>	<b>1</b>	<b>4</b>	—	—	—	—	—
484	Truck transportation .....	(C)	(D)	(D)	18	11	3	1	3	—	—	—	—	—
<b>51</b>	<b>Information .....</b>	<b>75</b>	<b>638</b>	<b>2 640</b>	<b>8</b>	<b>4</b>	<b>3</b>	—	<b>1</b>	—	—	—	—	—
<b>52</b>	<b>Finance &amp; insurance .....</b>	<b>197</b>	<b>1 367</b>	<b>5 527</b>	<b>27</b>	<b>15</b>	<b>7</b>	<b>3</b>	<b>2</b>	—	—	—	—	—
522	Credit intermediation & related activities .....	164	1 176	4 721	18	8	6	2	2	—	—	—	—	—
5221	Depository credit intermediation .....	(C)	(D)	(D)	12	2	6	2	2	—	—	—	—	—
52211	Commercial banking .....	138	1 028	4 144	10	2	4	2	2	—	—	—	—	—
522110	Commercial banking .....	138	1 028	4 144	10	2	4	2	2	—	—	—	—	—
<b>53</b>	<b>Real estate &amp; rental &amp; leasing .....</b>	<b>65</b>	<b>281</b>	<b>1 065</b>	<b>21</b>	<b>16</b>	<b>4</b>	<b>1</b>	—	—	—	—	—	—
<b>54</b>	<b>Professional, scientific &amp; technical services .....</b>	<b>103</b>	<b>535</b>	<b>2 126</b>	<b>25</b>	<b>17</b>	<b>5</b>	<b>3</b>	—	—	—	—	—	—
541	Professional, scientific & technical services .....	103	535	2 126	25	17	5	3	—	—	—	—	—	—
<b>55</b>	<b>Management of companies &amp; enterprises .....</b>	<b>(A)</b>	<b>(D)</b>	<b>(D)</b>	<b>2</b>	<b>2</b>	—	—	—	—	—	—	—	—
<b>56</b>	<b>Admin, support, waste mgt, remediation services .....</b>	<b>697</b>	<b>2 944</b>	<b>9 852</b>	<b>17</b>	<b>10</b>	<b>1</b>	<b>1</b>	—	<b>2</b>	<b>2</b>	<b>1</b>	—	—
561	Administrative & support services .....	(F)	(D)	(D)	14	10	—	1	—	1	1	1	—	—
5613	Employment services .....	487	1 694	4 848	3	—	—	—	—	1	1	1	—	—
56131	Employment placement agencies .....	(C)	(D)	(D)	1	—	—	—	—	—	1	—	—	—
56132	Temporary help services .....	(E)	(D)	(D)	2	—	—	—	—	1	—	1	—	—
562	Waste management & remediation services .....	(C)	(D)	(D)	3	—	1	—	—	1	1	—	—	—
5621	Waste collection .....	(C)	(D)	(D)	1	—	—	—	—	—	1	—	—	—
56211	Waste collection .....	(C)	(D)	(D)	1	—	—	—	—	—	1	—	—	—
<b>62</b>	<b>Health care and social assistance .....</b>	<b>610</b>	<b>2 729</b>	<b>11 728</b>	<b>53</b>	<b>26</b>	<b>13</b>	<b>8</b>	<b>3</b>	<b>2</b>	<b>1</b>	—	—	—
621	Ambulatory health care services .....	154	706	3 292	25	14	7	3	1	—	—	—	—	—
623	Nursing & residential care facilities .....	(C)	(D)	(D)	5	2	—	—	1	1	1	—	—	—
6231	Nursing care facilities .....	(C)	(D)	(D)	2	—	—	—	—	1	1	—	—	—
62311	Nursing care facilities .....	(C)	(D)	(D)	2	—	—	—	—	1	1	—	—	—
624	Social assistance .....	164	391	1 535	22	10	6	5	1	—	—	—	—	—
<b>71</b>	<b>Arts, entertainment &amp; recreation .....</b>	<b>(A)</b>	<b>(D)</b>	<b>(D)</b>	<b>3</b>	<b>2</b>	<b>1</b>	—	—	—	—	—	—	—
<b>72</b>	<b>Accommodation &amp; food services .....</b>	<b>460</b>	<b>866</b>	<b>3 647</b>	<b>33</b>	<b>13</b>	<b>3</b>	<b>6</b>	<b>10</b>	<b>1</b>	—	—	—	—
722	Food services & drinking places .....	400	751	3 190	26	10	2	4	9	1	—	—	—	—
7221	Full-service restaurants .....	(C)	(D)	(D)	10	6	—	1	3	—	—	—	—	—
72211	Full-service restaurants .....	(C)	(D)	(D)	10	6	—	1	3	—	—	—	—	—
7222	Limited-service eating places .....	270	478	2 125	14	3	1	3	6	1	—	—	—	—
72221	Limited-service eating places .....	270	478	2 125	14	3	1	3	6	1	—	—	—	—
<b>81</b>	<b>Other services (except public administration) .....</b>	<b>261</b>	<b>927</b>	<b>3 626</b>	<b>61</b>	<b>39</b>	<b>15</b>	<b>5</b>	<b>2</b>	—	—	—	—	—
813	Religious, grantmaking, civic, prof & like organizations .....	159	478	1 961	35	23	7	3	2	—	—	—	—	—
<b>95</b>	<b>Auxiliaries (exc corporate, subsidiary &amp; regional mgt) .....</b>	<b>(B)</b>	<b>(D)</b>	<b>(D)</b>	<b>1</b>	—	—	—	<b>1</b>	—	—	—	—	—
<b>99</b>	<b>Unclassified establishments .....</b>	<b>13</b>	<b>43</b>	<b>154</b>	<b>8</b>	<b>8</b>	—	—	—	—	—	—	—	—

See footnotes at end of table.

**Table 6. Counties—Employees, Payroll, and Establishments by Industry: 2000—Con.**

[Excludes most government employees, railroad employees, and self-employed persons. Size class 1 to 4 includes establishments with payroll, but no employees, during mid-March pay period. (D) denotes figures withheld to avoid disclosing data for individual companies; the data are included in broader industry totals. Detailed industries with 100 or more employees are shown if industry was not a (D). For explanation of terms, abbreviations, and data reliability/comparability, see introductory text]

NAICS code	Industry	Number of employees for week including March 12	Payroll (\$1,000)		Total number of establishments	Number of establishments by employment-size class								
			First quarter	Annual		1 to 4	5 to 9	10 to 19	20 to 49	50 to 99	100 to 249	250 to 499	500 to 999	1,000 or more
	<b>MAURY</b>													
	<b>Total</b> .....	<b>30 012</b>	<b>307 871</b>	<b>1 113 403</b>	<b>1 500</b>	<b>752</b>	<b>338</b>	<b>192</b>	<b>132</b>	<b>53</b>	<b>25</b>	<b>4</b>	<b>2</b>	<b>2</b>
11	<b>Forestry, fishing, hunting, and agriculture support</b> .....	<b>(B)</b>	<b>(D)</b>	<b>(D)</b>	<b>4</b>	<b>3</b>	—	—	<b>1</b>	—	—	—	—	—
21	<b>Mining</b> .....	<b>88</b>	<b>711</b>	<b>3 023</b>	<b>6</b>	<b>1</b>	<b>2</b>	<b>1</b>	<b>2</b>	—	—	—	—	—
22	<b>Utilities</b> .....	<b>(B)</b>	<b>(D)</b>	<b>(D)</b>	<b>2</b>	—	—	<b>2</b>	—	—	—	—	—	—
23	<b>Construction</b> .....	<b>1 207</b>	<b>8 296</b>	<b>32 615</b>	<b>133</b>	<b>77</b>	<b>23</b>	<b>14</b>	<b>15</b>	<b>3</b>	<b>1</b>	—	—	—
233	Building, developing & general contracting .....	354	1 863	8 139	39	25	5	6	1	1	1	—	—	—
2332	Residential building construction .....	208	1 127	4 743	28	19	2	5	1	1	—	—	—	—
23321	Single-family housing construction .....	(C)	(D)	(D)	27	19	2	5	1	—	—	—	—	—
2333	Nonresidential building construction .....	(C)	(D)	(D)	10	6	2	1	—	—	1	—	—	—
23331	Mfg & industrial building construction .....	120	584	2 622	6	3	2	—	—	—	1	—	—	—
233310	Mfg & industrial building construction .....	120	584	2 622	6	3	2	—	—	—	1	—	—	—
234	Heavy construction .....	200	1 323	5 326	14	4	4	2	3	1	—	—	—	—
2349	Other heavy construction .....	138	1 086	3 967	9	1	4	2	1	1	—	—	—	—
235	Special trade contractors .....	653	5 110	19 150	80	48	14	6	11	1	—	—	—	—
2351	Plumbing, heating & AC contractor .....	148	1 197	5 027	12	6	2	1	2	1	—	—	—	—
23511	Plumbing, heating & AC contractor .....	148	1 197	5 027	12	6	2	1	2	1	—	—	—	—
235110	Plumbing, heating & AC contractor .....	148	1 197	5 027	12	6	2	1	2	1	—	—	—	—
2354	Masonry, drywall, insulation, tile contractors .....	138	1 034	3 661	11	4	2	3	2	—	—	—	—	—
2359	Other special trade contractors .....	199	1 846	6 927	21	14	1	1	5	—	—	—	—	—
31-33	<b>Manufacturing</b> .....	<b>11 393</b>	<b>199 393</b>	<b>662 872</b>	<b>80</b>	<b>22</b>	<b>16</b>	<b>10</b>	<b>12</b>	<b>10</b>	<b>7</b>	<b>1</b>	<b>1</b>	<b>1</b>
314	Textile product mills .....	(C)	(D)	(D)	3	2	—	—	—	—	1	—	—	—
3149	Other textile product mills .....	(C)	(D)	(D)	3	2	—	—	—	—	1	—	—	—
31499	All other textile product mills .....	(C)	(D)	(D)	3	2	—	—	—	—	1	—	—	—
315	Apparel manufacturing .....	323	1 068	4 216	6	2	1	—	—	1	2	—	—	—
3152	Cut & sew apparel mfg .....	(E)	(D)	(D)	5	1	1	—	—	1	2	—	—	—
31521	Cut & sew apparel contractors .....	(C)	(D)	(D)	2	1	—	—	—	—	1	—	—	—
31522	Men's, boys' cut & sew apparel mfg .....	(C)	(D)	(D)	2	—	—	—	—	1	1	—	—	—
322	Paper mfg .....	179	1 404	5 153	3	—	—	—	1	2	—	—	—	—
3222	Converted paper product mfg .....	179	1 404	5 153	3	—	—	—	1	2	—	—	—	—
32221	Paperboard container mfg .....	(C)	(D)	(D)	2	—	—	—	1	1	—	—	—	—
325	Chemical mfg .....	(C)	(D)	(D)	4	1	—	1	1	—	1	—	—	—
3251	Basic chemical mfg .....	(C)	(D)	(D)	2	—	—	1	—	—	1	—	—	—
32519	Other basic organic chemical mfg .....	(C)	(D)	(D)	1	—	—	—	—	—	1	—	—	—
326	Plastics & rubber products mfg .....	1 121	6 916	26 541	9	2	2	2	—	1	1	—	1	—
3261	Plastics product mfg .....	1 121	6 916	26 541	9	2	2	2	—	1	1	—	1	—
32619	Other plastics product mfg .....	(G)	(D)	(D)	5	2	1	—	—	—	1	—	1	—
327	Nonmetallic mineral product mfg .....	173	1 156	4 957	7	1	2	1	2	1	—	—	—	—
331	Primary metal mfg .....	(C)	(D)	(D)	2	—	—	—	—	1	1	—	—	—
3313	Alumina & aluminum production & processing ..	(C)	(D)	(D)	2	—	—	—	—	1	1	—	—	—
33131	Alumina & aluminum production & processing .....	(C)	(D)	(D)	2	—	—	—	—	1	1	—	—	—
332	Fabricated metal product mfg .....	359	2 835	11 475	10	3	1	—	3	2	1	—	—	—
3321	Forging & stamping .....	(C)	(D)	(D)	2	1	—	—	—	—	1	—	—	—
33211	Forging & stamping .....	(C)	(D)	(D)	2	1	—	—	—	—	1	—	—	—
333	Machinery mfg .....	207	1 864	6 986	10	1	4	2	2	1	—	—	—	—
3339	Other general purpose machinery mfg .....	133	740	2 809	3	—	—	1	1	1	—	—	—	—
335	Electrical equip, appliance & component mfg .....	(E)	(D)	(D)	2	1	—	—	—	—	—	1	—	—
3359	Other electrical equipment & component mfg ...	(E)	(D)	(D)	2	1	—	—	—	—	—	1	—	—
33599	All oth electrical equipment & component mfg .....	(E)	(D)	(D)	2	1	—	—	—	—	—	1	—	—
336	Transportation equipment mfg .....	(I)	(D)	(D)	2	—	—	—	—	1	—	—	—	1
3361	Motor vehicle mfg .....	(I)	(D)	(D)	1	—	—	—	—	—	—	—	—	1
33611	Automobile & light duty motor vehicle mfg ....	(I)	(D)	(D)	1	—	—	—	—	—	—	—	—	1
42	<b>Wholesale trade</b> .....	<b>708</b>	<b>5 877</b>	<b>23 089</b>	<b>64</b>	<b>30</b>	<b>14</b>	<b>11</b>	<b>6</b>	<b>3</b>	—	—	—	—
421	Wholesale trade, durable goods .....	471	4 001	14 907	47	23	11	8	2	3	—	—	—	—
4211	Motor vehicle, motor vehicle pt & supply whsle .	107	721	2 971	5	2	2	—	—	1	—	—	—	—
4218	Machinery, equipment & supplies whsle .....	160	1 336	5 080	14	5	3	4	1	1	—	—	—	—
4219	Miscellaneous durable goods whsle .....	125	1 139	4 033	9	2	3	2	1	1	—	—	—	—
422	Wholesale trade, nondurable goods .....	237	1 876	8 182	17	7	3	3	4	—	—	—	—	—
4224	Grocery & related product whsle .....	107	935	3 863	5	1	2	—	2	—	—	—	—	—

See footnotes at end of table.

**Table 6. Counties—Employees, Payroll, and Establishments by Industry: 2000—Con.**

[Excludes most government employees, railroad employees, and self-employed persons. Size class 1 to 4 includes establishments with payroll, but no employees, during mid-March pay period. (D) denotes figures withheld to avoid disclosing data for individual companies; the data are included in broader industry totals. Detailed industries with 100 or more employees are shown if industry was not a (D). For explanation of terms, abbreviations, and data reliability/comparability, see introductory text]

NAICS code	Industry	Number of employees for week including March 12	Payroll (\$1,000)		Total number of establishments	Number of establishments by employment-size class								
			First quarter	Annual		1 to 4	5 to 9	10 to 19	20 to 49	50 to 99	100 to 249	250 to 499	500 to 999	1,000 or more
<b>MAURY—Con.</b>														
<b>44-45</b>	<b>Retail trade</b>	<b>3 368</b>	<b>14 349</b>	<b>61 618</b>	<b>308</b>	<b>136</b>	<b>89</b>	<b>50</b>	<b>21</b>	<b>8</b>	<b>3</b>	<b>1</b>		
441	Motor vehicle & parts dealers	460	2 989	13 426	44	19	10	10	2	3				
4411	Automobile dealers	250	1 963	8 939	15	8	2		2	3				
44111	New car dealers	220	1 770	8 237	5				2	3				
441110	New car dealers	220	1 770	8 237	5				2	3				
4413	Automotive parts, accessories & tire stores	170	804	3 556	24	9	8	7						
444	Bldg material & garden equip & supp dealers	328	1 731	6 916	28	11	9	5	2		1			
4441	Building material & supplies dealers	253	1 436	5 671	21	8	8	3	1		1			
44411	Home centers	(C)	(D)	(D)	1						1			
44419	Other building material dealers	100	691	2 688	14	6	5	3						
444190	Other building material dealers	100	691	2 688	14	6	5	3						
445	Food & beverage stores	729	2 420	10 560	37	20	3	2	8	3	1			
4451	Grocery stores	701	2 360	10 301	26	11	2	1	8	3	1			
44511	Grocery (except convenience) stores	685	2 337	10 164	22	8	2		8	3	1			
445110	Grocery (except convenience) stores	685	2 337	10 164	22	8	2		8	3	1			
446	Health & personal care stores	154	926	4 304	20	8	7	3	2					
4461	Health & personal care stores	154	926	4 304	20	8	7	3	2					
447	Gasoline stations	305	965	3 999	45	16	17	11	1					
4471	Gasoline stations	305	965	3 999	45	16	17	11	1					
44711	Gasoline stations with convenience stores	284	889	3 663	37	10	15	11	1					
447110	Gasoline stations with convenience stores	284	889	3 663	37	10	15	11	1					
448	Clothing & clothing accessories stores	275	838	3 406	29	11	11	4	2	1				
4481	Clothing stores	191	550	2 314	14	5	4	2	2	1				
44814	Family clothing stores	139	417	1 706	5	1	1		2	1				
448140	Family clothing stores	139	417	1 706	5	1	1		2	1				
452	General merchandise stores	601	2 030	8 331	11	1	5	1	1	1	1			
4521	Department stores	520	1 798	7 303	3					1	1	1		
45211	Department stores	520	1 798	7 303	3					1	1	1		
452110	Department stores	520	1 798	7 303	3					1	1	1		
453	Miscellaneous store retailers	250	1 113	5 290	46	31	6	7	2					
4539	Other miscellaneous store retailers	116	740	3 676	23	18	1	3	1					
<b>48-49</b>	<b>Transportation &amp; warehousing</b>	<b>561</b>	<b>4 517</b>	<b>21 587</b>	<b>55</b>	<b>31</b>	<b>9</b>	<b>6</b>	<b>7</b>	<b>1</b>	<b>1</b>			
484	Truck transportation	438	3 556	17 405	43	27	7	2	5	1	1			
4841	General freight trucking	255	2 322	10 231	27	17	4	1	4	1				
48412	General freight trucking, long-distance	252	2 316	10 166	20	10	4	1	4	1				
484121	General freight trucking, long-distance, TL	111	1 055	4 568	15	9	3	1	2					
484122	General freight trucking, long-distance, LTL	141	1 261	5 598	5	1	1		2	1				
4842	Specialized freight trucking	183	1 234	7 174	16	10	3	1	1		1			
48423	Specialized freight (exc used) trucking, LDist	(C)	(D)	(D)	3		2				1			
<b>51</b>	<b>Information</b>	<b>948</b>	<b>8 592</b>	<b>33 518</b>	<b>29</b>	<b>14</b>	<b>5</b>	<b>2</b>	<b>1</b>	<b>5</b>	<b>1</b>	<b>1</b>		
511	Publishing industries	(C)	(D)	(D)	9	6	2			1				
513	Broadcasting & telecommunications	283	2 066	8 628	14	5	3	2	1	3				
5133	Telecommunications	(C)	(D)	(D)	8	4	1		1	2				
51331	Wired telecommunications carriers	(C)	(D)	(D)	6	3			1	2				
514	Information & data processing services	(F)	(D)	(D)	5	3					1	1		
5142	Data processing services	(F)	(D)	(D)	4	2					1	1		
51421	Data processing services	(F)	(D)	(D)	4	2					1	1		
<b>52</b>	<b>Finance &amp; insurance</b>	<b>1 411</b>	<b>11 349</b>	<b>45 277</b>	<b>99</b>	<b>54</b>	<b>31</b>	<b>8</b>	<b>4</b>		<b>1</b>		<b>1</b>	
522	Credit intermediation & related activities	469	3 164	13 794	51	20	21	7	2		1			
5221	Depository credit intermediation	390	2 521	11 096	26	2	14	7	2		1			
52211	Commercial banking	365	2 403	10 594	22	1	11	7	2		1			
522110	Commercial banking	365	2 403	10 594	22	1	11	7	2		1			
524	Insurance carriers & related activities	917	7 699	30 000	39	27	8	1	2				1	
5241	Insurance carriers	(F)	(D)	(D)	10	4	3		2				1	
52412	Other direct insurance carriers	(F)	(D)	(D)	7	4	1		1				1	
<b>53</b>	<b>Real estate &amp; rental &amp; leasing</b>	<b>284</b>	<b>1 309</b>	<b>5 826</b>	<b>68</b>	<b>48</b>	<b>15</b>	<b>4</b>		<b>1</b>				
531	Real estate	120	617	2 801	49	41	8							
532	Rental & leasing services	164	692	3 025	19	7	7	4		1				
5322	Consumer goods rental	116	378	1 811	12	4	5	2		1				
<b>54</b>	<b>Professional, scientific &amp; technical services</b>	<b>750</b>	<b>7 056</b>	<b>29 043</b>	<b>94</b>	<b>61</b>	<b>16</b>	<b>13</b>	<b>2</b>	<b>1</b>	<b>1</b>			
541	Professional, scientific & technical services	750	7 056	29 043	94	61	16	13	2	1	1			
5411	Legal services	120	2 161	8 989	27	18	4	5						
54111	Offices of lawyers	(C)	(D)	(D)	26	18	3	5						
5412	Accounting, tax prep, bookkeep, payroll services	188	955	3 578	21	12	5	3		1				
54121	Accounting, tax prep, bookkeep, payroll services	188	955	3 578	21	12	5	3		1				
541211	Offices of certified public accountants	141	769	2 690	14	8	4	1		1				
5416	Management, sci & tech consulting services	251	2 780	11 316	10	8		1			1			
54161	Management consulting services	(C)	(D)	(D)	7	6					1			

See footnotes at end of table.

**Table 6. Counties—Employees, Payroll, and Establishments by Industry: 2000—Con.**

[Excludes most government employees, railroad employees, and self-employed persons. Size class 1 to 4 includes establishments with payroll, but no employees, during mid-March pay period. (D) denotes figures withheld to avoid disclosing data for individual companies; the data are included in broader industry totals. Detailed industries with 100 or more employees are shown if industry was not a (D). For explanation of terms, abbreviations, and data reliability/comparability, see introductory text]

NAICS code	Industry	Number of employees for week including March 12	Payroll (\$1,000)		Total number of establishments	Number of establishments by employment-size class								
			First quarter	Annual		1 to 4	5 to 9	10 to 19	20 to 49	50 to 99	100 to 249	250 to 499	500 to 999	1,000 or more
<b>MAURY—Con.</b>														
<b>55</b>	<b>Management of companies &amp; enterprises . . . . .</b>	<b>146</b>	<b>1 446</b>	<b>5 767</b>	<b>6</b>	<b>1</b>	<b>1</b>	<b>2</b>	<b>1</b>	<b>1</b>	<b>—</b>	<b>—</b>	<b>—</b>	<b>—</b>
551	Management of companies & enterprises . . . . .	146	1 446	5 767	6	1	1	2	1	1	—	—	—	—
5511	Management of companies & enterprises . . . . .	146	1 446	5 767	6	1	1	2	1	1	—	—	—	—
551114	Management of companies & enterprises . . . . .	146	1 446	5 767	6	1	1	2	1	1	—	—	—	—
	Corp, subsidiary & regional managing offices . . . . .	146	1 446	5 767	6	1	1	2	1	1	—	—	—	—
<b>56</b>	<b>Admin, support, waste mgt, remediation services . . . . .</b>	<b>1 407</b>	<b>6 691</b>	<b>28 072</b>	<b>65</b>	<b>33</b>	<b>13</b>	<b>6</b>	<b>4</b>	<b>6</b>	<b>2</b>	<b>1</b>	<b>—</b>	<b>—</b>
561	Administrative & support services . . . . .	(G)	(D)	(D)	63	31	13	6	4	6	2	1	—	—
5613	Employment services . . . . .	629	2 578	10 886	8	1	—	—	1	4	2	—	—	—
56132	Temporary help services . . . . .	629	2 578	10 886	8	1	—	—	1	4	2	—	—	—
561320	Temporary help services . . . . .	629	2 578	10 886	8	1	—	—	1	4	2	—	—	—
5616	Investigation & security services . . . . .	(C)	(D)	(D)	5	2	—	2	—	1	—	—	—	—
5617	Services to buildings & dwellings . . . . .	549	2 467	10 552	34	16	12	2	3	—	—	1	—	—
56172	Janitorial services . . . . .	437	2 038	8 264	15	5	6	2	1	—	—	1	—	—
561720	Janitorial services . . . . .	437	2 038	8 264	15	5	6	2	1	—	—	1	—	—
<b>61</b>	<b>Educational services . . . . .</b>	<b>(E)</b>	<b>(D)</b>	<b>(D)</b>	<b>6</b>	<b>3</b>	<b>1</b>	<b>—</b>	<b>—</b>	<b>—</b>	<b>2</b>	<b>—</b>	<b>—</b>	<b>—</b>
611	Educational services . . . . .	(E)	(D)	(D)	6	3	1	—	—	—	2	—	—	—
6111	Elementary & secondary schools . . . . .	(C)	(D)	(D)	2	1	—	—	—	—	1	—	—	—
61111	Elementary & secondary schools . . . . .	(C)	(D)	(D)	2	1	—	—	—	—	1	—	—	—
6116	Other schools & instruction . . . . .	(C)	(D)	(D)	4	2	1	—	—	—	1	—	—	—
61169	All other schools & instruction . . . . .	(C)	(D)	(D)	2	1	—	—	—	—	1	—	—	—
<b>62</b>	<b>Health care and social assistance . . . . .</b>	<b>3 996</b>	<b>26 838</b>	<b>112 440</b>	<b>169</b>	<b>72</b>	<b>53</b>	<b>20</b>	<b>14</b>	<b>5</b>	<b>4</b>	<b>—</b>	<b>—</b>	<b>1</b>
621	Ambulatory health care services . . . . .	890	7 274	34 168	105	47	36	13	7	2	—	—	—	—
6211	Offices of physicians . . . . .	571	5 478	25 524	52	21	13	11	6	1	—	—	—	—
62111	Offices of physicians . . . . .	571	5 478	25 524	52	21	13	11	6	1	—	—	—	—
621111	Offices of physicians (exc mental health) . . . . .	548	5 352	25 097	48	18	13	10	6	1	—	—	—	—
6212	Offices of dentists . . . . .	167	947	5 247	26	7	16	2	1	—	—	—	—	—
62121	Offices of dentists . . . . .	167	947	5 247	26	7	16	2	1	—	—	—	—	—
621210	Offices of dentists . . . . .	167	947	5 247	26	7	16	2	1	—	—	—	—	—
622	Hospitals . . . . .	(G)	(D)	(D)	1	—	—	—	—	—	—	—	—	1
6221	General medical & surgical hospitals . . . . .	(G)	(D)	(D)	1	—	—	—	—	—	—	—	—	1
62211	General medical & surgical hospitals . . . . .	(G)	(D)	(D)	1	—	—	—	—	—	—	—	—	1
623	Nursing & residential care facilities . . . . .	(F)	(D)	(D)	12	1	1	—	3	3	4	—	—	—
6231	Nursing care facilities . . . . .	761	3 055	12 617	7	—	—	—	1	2	4	—	—	—
62311	Nursing care facilities . . . . .	761	3 055	12 617	7	—	—	—	1	2	4	—	—	—
623110	Nursing care facilities . . . . .	761	3 055	12 617	7	—	—	—	1	2	4	—	—	—
624	Social assistance . . . . .	(E)	(D)	(D)	51	24	16	7	4	—	—	—	—	—
6241	Individual & family services . . . . .	(C)	(D)	(D)	19	6	9	3	1	—	—	—	—	—
62412	Services for elderly & disabled persons . . . . .	(C)	(D)	(D)	14	3	7	3	1	—	—	—	—	—
6244	Child day care services . . . . .	219	557	2 085	26	14	5	4	3	—	—	—	—	—
62441	Child day care services . . . . .	219	557	2 085	26	14	5	4	3	—	—	—	—	—
624410	Child day care services . . . . .	219	557	2 085	26	14	5	4	3	—	—	—	—	—
<b>71</b>	<b>Arts, entertainment &amp; recreation . . . . .</b>	<b>114</b>	<b>465</b>	<b>3 199</b>	<b>19</b>	<b>9</b>	<b>6</b>	<b>3</b>	<b>1</b>	<b>—</b>	<b>—</b>	<b>—</b>	<b>—</b>	<b>—</b>
<b>72</b>	<b>Accommodation &amp; food services . . . . .</b>	<b>1 934</b>	<b>4 329</b>	<b>17 475</b>	<b>91</b>	<b>22</b>	<b>10</b>	<b>23</b>	<b>28</b>	<b>7</b>	<b>1</b>	<b>—</b>	<b>—</b>	<b>—</b>
721	Accommodation . . . . .	142	349	1 170	10	3	—	5	2	—	—	—	—	—
7211	Traveler accommodation . . . . .	142	349	1 170	10	3	—	5	2	—	—	—	—	—
72111	Hotels (exc casino hotels) & motels . . . . .	142	349	1 170	10	3	—	5	2	—	—	—	—	—
721110	Hotels (exc casino hotels) & motels . . . . .	142	349	1 170	10	3	—	5	2	—	—	—	—	—
722	Food services & drinking places . . . . .	1 792	3 980	16 305	81	19	10	18	26	7	1	—	—	—
7221	Full-service restaurants . . . . .	441	1 230	5 065	26	8	2	7	8	1	—	—	—	—
72211	Full-service restaurants . . . . .	441	1 230	5 065	26	8	2	7	8	1	—	—	—	—
722110	Full-service restaurants . . . . .	441	1 230	5 065	26	8	2	7	8	1	—	—	—	—
7222	Limited-service eating places . . . . .	1 284	2 496	10 234	47	8	5	10	17	6	1	—	—	—
72221	Limited-service eating places . . . . .	1 284	2 496	10 234	47	8	5	10	17	6	1	—	—	—
722211	Limited-service restaurants . . . . .	1 246	2 409	9 914	42	7	2	9	17	6	1	—	—	—
<b>81</b>	<b>Other services (except public administration) . . . . .</b>	<b>1 287</b>	<b>4 951</b>	<b>20 987</b>	<b>179</b>	<b>115</b>	<b>31</b>	<b>17</b>	<b>13</b>	<b>2</b>	<b>1</b>	<b>—</b>	<b>—</b>	<b>—</b>
811	Repair & maintenance . . . . .	353	1 891	7 980	56	32	12	9	2	1	—	—	—	—
8111	Automotive repair & maintenance . . . . .	259	1 224	5 142	47	26	12	8	1	—	—	—	—	—
81111	Automotive mechanical & electrical R&M . . . . .	102	616	2 659	21	13	5	3	—	—	—	—	—	—
812	Personal & laundry services . . . . .	235	963	4 156	42	27	8	3	4	—	—	—	—	—
813	Religious, grantmaking, civic, prof & like organizations . . . . .	699	2 097	8 851	81	56	11	5	7	1	1	—	—	—
8131	Religious organizations . . . . .	403	1 054	4 215	56	36	9	5	6	—	—	—	—	—
81311	Religious organizations . . . . .	403	1 054	4 215	56	36	9	5	6	—	—	—	—	—
813110	Religious organizations . . . . .	403	1 054	4 215	56	36	9	5	6	—	—	—	—	—
8134	Civic & social organizations . . . . .	142	233	1 040	7	6	—	—	—	—	1	—	—	—
81341	Civic & social organizations . . . . .	142	233	1 040	7	6	—	—	—	—	1	—	—	—
813410	Civic & social organizations . . . . .	142	233	1 040	7	6	—	—	—	—	1	—	—	—
8139	Business, labor, political, like organizations . . . . .	150	798	3 507	13	9	2	—	1	1	—	—	—	—
<b>95</b>	<b>Auxiliaries (exc corporate, subsidiary &amp; regional mgt) . . . . .</b>	<b>(A)</b>	<b>(D)</b>	<b>(D)</b>	<b>1</b>	<b>1</b>	<b>—</b>	<b>—</b>	<b>—</b>	<b>—</b>	<b>—</b>	<b>—</b>	<b>—</b>	<b>—</b>
<b>99</b>	<b>Unclassified establishments . . . . .</b>	<b>28</b>	<b>76</b>	<b>476</b>	<b>22</b>	<b>19</b>	<b>3</b>	<b>—</b>	<b>—</b>	<b>—</b>	<b>—</b>	<b>—</b>	<b>—</b>	<b>—</b>

See footnotes at end of table.

**Table 6. Counties—Employees, Payroll, and Establishments by Industry: 2000—Con.**

[Excludes most government employees, railroad employees, and self-employed persons. Size class 1 to 4 includes establishments with payroll, but no employees, during mid-March pay period. (D) denotes figures withheld to avoid disclosing data for individual companies; the data are included in broader industry totals. Detailed industries with 100 or more employees are shown if industry was not a (D). For explanation of terms, abbreviations, and data reliability/comparability, see introductory text]

NAICS code	Industry	Number of employees for week including March 12	Payroll (\$1,000)		Total number of establishments	Number of establishments by employment-size class								
			First quarter	Annual		1 to 4	5 to 9	10 to 19	20 to 49	50 to 99	100 to 249	250 to 499	500 to 999	1,000 or more
<b>MEIGS</b>														
	<b>Total</b> .....	<b>1 436</b>	<b>7 768</b>	<b>32 021</b>	<b>94</b>	<b>52</b>	<b>20</b>	<b>10</b>	<b>6</b>	<b>4</b>	<b>1</b>	<b>1</b>	-	-
21	Mining .....	(A)	(D)	(D)	1	-	-	1	-	-	-	-	-	-
22	Utilities .....	(B)	(D)	(D)	1	-	-	-	-	1	-	-	-	-
23	Construction .....	28	78	589	8	7	1	-	-	-	-	-	-	-
31-33	<b>Manufacturing</b> .....	<b>743</b>	<b>4 616</b>	<b>18 672</b>	<b>11</b>	<b>2</b>	<b>2</b>	<b>3</b>	<b>1</b>	<b>1</b>	<b>1</b>	<b>1</b>	-	-
313	Textile mills .....	(E)	(D)	(D)	2	-	-	-	1	-	-	1	-	-
3131	Fiber, yarn & thread mills .....	(E)	(D)	(D)	1	-	-	-	-	-	-	1	-	-
31311	Fiber, yarn & thread mills .....	(E)	(D)	(D)	1	-	-	-	-	-	-	1	-	-
336	Transportation equipment mfg .....	(C)	(D)	(D)	1	-	-	-	-	-	1	-	-	-
3363	Motor vehicle parts mfg .....	(C)	(D)	(D)	1	-	-	-	-	-	1	-	-	-
33632	MV electrical & electronic equipment mfg .....	(C)	(D)	(D)	1	-	-	-	-	-	1	-	-	-
42	Wholesale trade .....	8	42	305	3	3	-	-	-	-	-	-	-	-
44-45	Retail trade .....	169	514	2 304	20	9	7	2	1	1	-	-	-	-
48-49	Transportation & warehousing .....	5	19	29	3	3	-	-	-	-	-	-	-	-
52	Finance & insurance .....	(B)	(D)	(D)	4	1	2	-	1	-	-	-	-	-
53	Real estate & rental & leasing .....	(A)	(D)	(D)	1	-	1	-	-	-	-	-	-	-
54	Professional, scientific & technical services .....	(B)	(D)	(D)	7	6	-	1	-	-	-	-	-	-
56	Admin, support, waste mgt, remediation services .....	59	288	991	3	1	-	1	1	-	-	-	-	-
61	Educational services .....	(A)	(D)	(D)	2	1	1	-	-	-	-	-	-	-
62	Health care and social assistance .....	120	497	1 876	5	1	2	-	1	1	-	-	-	-
71	Arts, entertainment & recreation .....	(A)	(D)	(D)	1	1	-	-	-	-	-	-	-	-
72	Accommodation & food services .....	78	141	633	11	6	2	2	1	-	-	-	-	-
81	Other services (except public administration) .....	35	76	309	13	11	2	-	-	-	-	-	-	-
<b>MONROE</b>														
	<b>Total</b> .....	<b>12 038</b>	<b>67 114</b>	<b>272 053</b>	<b>657</b>	<b>354</b>	<b>127</b>	<b>86</b>	<b>55</b>	<b>17</b>	<b>6</b>	<b>9</b>	<b>3</b>	-
11	Forestry, fishing, hunting, and agriculture support .....	34	137	584	5	2	1	2	-	-	-	-	-	-
21	Mining .....	(B)	(D)	(D)	4	2	-	1	1	-	-	-	-	-
22	Utilities .....	(B)	(D)	(D)	2	1	-	-	-	1	-	-	-	-
23	Construction .....	338	1 274	5 550	53	31	16	4	1	1	-	-	-	-
233	Building, developing & general contracting .....	121	477	2 312	10	6	3	-	-	1	-	-	-	-
2331	Land subdivision & land development .....	(C)	(D)	(D)	2	1	-	-	-	1	-	-	-	-
23311	Land subdivision & land development .....	(C)	(D)	(D)	2	1	-	-	-	1	-	-	-	-
235	Special trade contractors .....	181	627	2 606	36	21	11	3	1	-	-	-	-	-
31-33	<b>Manufacturing</b> .....	<b>6 165</b>	<b>43 107</b>	<b>170 669</b>	<b>70</b>	<b>13</b>	<b>14</b>	<b>12</b>	<b>13</b>	<b>6</b>	<b>3</b>	<b>6</b>	<b>3</b>	-
314	Textile product mills .....	(C)	(D)	(D)	2	-	-	-	-	1	1	-	-	-
3149	Other textile product mills .....	(C)	(D)	(D)	2	-	-	-	-	1	1	-	-	-
31491	Textile bag & canvas mills .....	(C)	(D)	(D)	2	-	-	-	-	1	1	-	-	-
315	Apparel manufacturing .....	402	1 487	5 927	13	2	4	1	3	2	1	-	-	-
3151	Apparel knitting mills .....	(C)	(D)	(D)	2	-	1	-	-	1	-	-	-	-
31511	Hosiery & sock mills .....	(C)	(D)	(D)	2	-	1	-	-	1	-	-	-	-
3152	Cut & sew apparel mfg .....	(E)	(D)	(D)	10	2	2	1	3	1	1	-	-	-
31521	Cut & sew apparel contractors .....	202	687	2 802	3	1	-	-	-	1	1	-	-	-
321	Wood product mfg .....	468	2 932	10 155	11	1	5	4	-	-	-	1	-	-
3219	Other wood product mfg .....	(E)	(D)	(D)	5	1	1	2	-	-	-	1	-	-
32191	Millwork .....	(E)	(D)	(D)	4	-	1	2	-	-	-	1	-	-
325	Chemical mfg .....	(C)	(D)	(D)	2	-	-	-	1	1	-	-	-	-
326	Plastics & rubber products mfg .....	114	766	3 330	3	-	-	-	3	-	-	-	-	-
3261	Plastics product mfg .....	114	766	3 330	3	-	-	-	3	-	-	-	-	-
327	Nonmetallic mineral product mfg .....	741	6 103	23 381	6	-	2	-	2	-	-	2	-	-
3272	Glass & glass product mfg .....	(F)	(D)	(D)	2	-	-	-	-	-	-	2	-	-
32721	Glass & glass product mfg .....	(F)	(D)	(D)	2	-	-	-	-	-	-	2	-	-
331	Primary metal mfg .....	(C)	(D)	(D)	2	1	-	-	-	-	1	-	-	-
3315	Foundries .....	(C)	(D)	(D)	2	1	-	-	-	-	1	-	-	-
33151	Ferrous metal foundries .....	(C)	(D)	(D)	1	-	-	-	-	-	1	-	-	-
333	Machinery mfg .....	(F)	(D)	(D)	3	1	-	1	-	-	-	-	1	-
3334	HVAC & commercial refrigeration equipment mfg .....	(F)	(D)	(D)	1	-	-	-	-	-	-	-	1	-
33341	HVAC & commercial refrigeration equipment mfg .....	(F)	(D)	(D)	1	-	-	-	-	-	-	-	1	-

See footnotes at end of table.



**Table 6. Counties—Employees, Payroll, and Establishments by Industry: 2000—Con.**

[Excludes most government employees, railroad employees, and self-employed persons. Size class 1 to 4 includes establishments with payroll, but no employees, during mid-March pay period. (D) denotes figures withheld to avoid disclosing data for individual companies; the data are included in broader industry totals. Detailed industries with 100 or more employees are shown if industry was not a (D). For explanation of terms, abbreviations, and data reliability/comparability, see introductory text]

NAICS code	Industry	Number of employees for week including March 12	Payroll (\$1,000)		Total number of establishments	Number of establishments by employment-size class									
			First quarter	Annual		1 to 4	5 to 9	10 to 19	20 to 49	50 to 99	100 to 249	250 to 499	500 to 999	1,000 or more	
<b>MONROE—Con.</b>															
<b>31-33</b>	<b>Manufacturing—Con.</b>														
336	Transportation equipment mfg . . . . .	2 947	20 766	87 644	9	—	—	2	2	—	—	3	2	—	
3363	Motor vehicle parts mfg . . . . .	(G)	(D)	(D)	2	—	—	—	—	—	—	—	2	—	
33633	Motor vehicle steering & suspension parts mfg . . . . .	(F)	(D)	(D)	1	—	—	—	—	—	—	—	1	—	
33636	Motor vehicle seating & interior trim mfg . . . . .	(F)	(D)	(D)	1	—	—	—	—	—	—	—	1	—	
3366	Ship & boat building . . . . .	1 286	8 532	37 254	4	—	—	—	1	—	—	3	—	—	
33661	Ship & boat building . . . . .	1 286	8 532	37 254	4	—	—	—	1	—	—	3	—	—	
336612	Boat building . . . . .	1 286	8 532	37 254	4	—	—	—	1	—	—	3	—	—	
<b>42</b>	<b>Wholesale trade . . . . .</b>	<b>140</b>	<b>653</b>	<b>3 112</b>	<b>22</b>	<b>15</b>	<b>1</b>	<b>5</b>	<b>1</b>	—	—	—	—	—	
422	Wholesale trade, nondurable goods . . . . .	107	521	2 555	9	3	—	5	1	—	—	—	—	—	
<b>44-45</b>	<b>Retail trade . . . . .</b>	<b>1 843</b>	<b>6 191</b>	<b>26 579</b>	<b>158</b>	<b>81</b>	<b>36</b>	<b>23</b>	<b>14</b>	<b>1</b>	<b>1</b>	<b>2</b>	—	—	
441	Motor vehicle & parts dealers . . . . .	140	661	2 761	33	22	8	2	1	—	—	—	—	—	
444	Bldg material & garden equip & supp dealers . . . . .	155	615	2 536	15	6	2	4	3	—	—	—	—	—	
445	Food & beverage stores . . . . .	403	1 073	4 649	27	12	3	3	8	1	—	—	—	—	
4451	Grocery stores . . . . .	360	900	3 922	23	10	3	2	7	1	—	—	—	—	
44511	Grocery (except convenience) stores . . . . .	307	810	3 511	15	4	2	2	6	1	—	—	—	—	
445110	Grocery (except convenience) stores . . . . .	307	810	3 511	15	4	2	2	6	1	—	—	—	—	
447	Gasoline stations . . . . .	139	459	1 871	25	11	10	3	1	—	—	—	—	—	
4471	Gasoline stations . . . . .	139	459	1 871	25	11	10	3	1	—	—	—	—	—	
44711	Gasoline stations with convenience stores . . . . .	(C)	(D)	(D)	24	10	10	3	1	—	—	—	—	—	
451	Sporting goods, hobby, book & music stores . . . . .	(E)	(D)	(D)	4	3	—	—	—	—	—	1	—	—	
4512	Book, periodical & music stores . . . . .	(E)	(D)	(D)	2	1	—	—	—	—	—	1	—	—	
45121	Book stores & news dealers . . . . .	(E)	(D)	(D)	2	1	—	—	—	—	—	1	—	—	
452	General merchandise stores . . . . .	464	1 532	6 812	12	2	7	1	—	—	1	1	—	—	
4521	Department stores . . . . .	(E)	(D)	(D)	2	—	—	—	—	—	1	1	—	—	
45211	Department stores . . . . .	(E)	(D)	(D)	2	—	—	—	—	—	1	1	—	—	
<b>48-49</b>	<b>Transportation &amp; warehousing . . . . .</b>	<b>165</b>	<b>769</b>	<b>3 202</b>	<b>29</b>	<b>19</b>	<b>5</b>	<b>4</b>	<b>1</b>	—	—	—	—	—	
<b>51</b>	<b>Information . . . . .</b>	<b>85</b>	<b>511</b>	<b>2 009</b>	<b>9</b>	<b>4</b>	<b>3</b>	<b>1</b>	<b>1</b>	—	—	—	—	—	
<b>52</b>	<b>Finance &amp; insurance . . . . .</b>	<b>234</b>	<b>1 383</b>	<b>5 703</b>	<b>39</b>	<b>23</b>	<b>9</b>	<b>5</b>	<b>2</b>	—	—	—	—	—	
522	Credit intermediation & related activities . . . . .	202	1 164	4 919	26	12	7	5	2	—	—	—	—	—	
5221	Depository credit intermediation . . . . .	148	879	3 703	19	6	7	5	1	—	—	—	—	—	
<b>53</b>	<b>Real estate &amp; rental &amp; leasing . . . . .</b>	<b>58</b>	<b>205</b>	<b>742</b>	<b>20</b>	<b>16</b>	<b>3</b>	<b>1</b>	—	—	—	—	—	—	
<b>54</b>	<b>Professional, scientific &amp; technical services . . . . .</b>	<b>177</b>	<b>702</b>	<b>2 945</b>	<b>33</b>	<b>26</b>	<b>4</b>	<b>2</b>	—	<b>1</b>	—	—	—	—	
541	Professional, scientific & technical services . . . . .	177	702	2 945	33	26	4	2	—	1	—	—	—	—	
<b>55</b>	<b>Management of companies &amp; enterprises . . . . .</b>	<b>(B)</b>	<b>(D)</b>	<b>(D)</b>	<b>2</b>	—	—	<b>1</b>	<b>1</b>	—	—	—	—	—	
<b>56</b>	<b>Admin, support, waste mgt, remediation services . . . . .</b>	<b>141</b>	<b>511</b>	<b>2 412</b>	<b>16</b>	<b>8</b>	<b>5</b>	<b>1</b>	<b>1</b>	<b>1</b>	—	—	—	—	
561	Administrative & support services . . . . .	141	511	2 412	16	8	5	1	1	1	—	—	—	—	
<b>61</b>	<b>Educational services . . . . .</b>	<b>(B)</b>	<b>(D)</b>	<b>(D)</b>	<b>1</b>	—	—	—	—	<b>1</b>	—	—	—	—	
<b>62</b>	<b>Health care and social assistance . . . . .</b>	<b>960</b>	<b>4 406</b>	<b>18 112</b>	<b>51</b>	<b>29</b>	<b>11</b>	<b>5</b>	<b>2</b>	<b>2</b>	<b>1</b>	<b>1</b>	—	—	
621	Ambulatory health care services . . . . .	199	1 197	5 420	33	20	7	4	2	—	—	—	—	—	
622	Hospitals . . . . .	(E)	(D)	(D)	1	—	—	—	—	—	—	1	—	—	
6221	General medical & surgical hospitals . . . . .	(E)	(D)	(D)	1	—	—	—	—	—	—	1	—	—	
62211	General medical & surgical hospitals . . . . .	(E)	(D)	(D)	1	—	—	—	—	—	—	1	—	—	
623	Nursing & residential care facilities . . . . .	(E)	(D)	(D)	4	1	—	—	—	2	1	—	—	—	
6231	Nursing care facilities . . . . .	367	1 063	4 408	3	—	—	—	—	2	1	—	—	—	
62311	Nursing care facilities . . . . .	367	1 063	4 408	3	—	—	—	—	2	1	—	—	—	
623110	Nursing care facilities . . . . .	367	1 063	4 408	3	—	—	—	—	2	1	—	—	—	
<b>71</b>	<b>Arts, entertainment &amp; recreation . . . . .</b>	<b>(B)</b>	<b>(D)</b>	<b>(D)</b>	<b>2</b>	<b>1</b>	—	—	<b>1</b>	—	—	—	—	—	
<b>72</b>	<b>Accommodation &amp; food services . . . . .</b>	<b>946</b>	<b>2 142</b>	<b>9 362</b>	<b>58</b>	<b>18</b>	<b>7</b>	<b>15</b>	<b>15</b>	<b>3</b>	—	—	—	—	
722	Food services & drinking places . . . . .	848	1 972	8 536	48	16	4	11	14	3	—	—	—	—	
7221	Full-service restaurants . . . . .	368	834	3 608	22	8	4	3	6	1	—	—	—	—	
72211	Full-service restaurants . . . . .	368	834	3 608	22	8	4	3	6	1	—	—	—	—	
722110	Full-service restaurants . . . . .	368	834	3 608	22	8	4	3	6	1	—	—	—	—	
7222	Limited-service eating places . . . . .	419	945	4 133	22	6	—	7	7	2	—	—	—	—	
72221	Limited-service eating places . . . . .	419	945	4 133	22	6	—	7	7	2	—	—	—	—	
<b>81</b>	<b>Other services (except public administration) . . . . .</b>	<b>258</b>	<b>839</b>	<b>3 599</b>	<b>76</b>	<b>60</b>	<b>12</b>	<b>3</b>	<b>1</b>	—	—	—	—	—	
813	Religious, grantmaking, civic, prof & like organizations . . . . .	154	387	1 631	46	38	6	1	1	—	—	—	—	—	
8131	Religious organizations . . . . .	115	284	1 187	35	29	4	1	1	—	—	—	—	—	
81311	Religious organizations . . . . .	115	284	1 187	35	29	4	1	1	—	—	—	—	—	
813110	Religious organizations . . . . .	115	284	1 187	35	29	4	1	1	—	—	—	—	—	
<b>95</b>	<b>Auxiliaries (exc corporate, subsidiary &amp; regional mgt) . . . . .</b>	<b>(C)</b>	<b>(D)</b>	<b>(D)</b>	<b>3</b>	<b>1</b>	—	<b>1</b>	—	—	<b>1</b>	—	—	—	
<b>99</b>	<b>Unclassified establishments . . . . .</b>	<b>5</b>	<b>23</b>	<b>171</b>	<b>4</b>	<b>4</b>	—	—	—	—	—	—	—	—	

See footnotes at end of table.

**Table 6. Counties—Employees, Payroll, and Establishments by Industry: 2000—Con.**

[Excludes most government employees, railroad employees, and self-employed persons. Size class 1 to 4 includes establishments with payroll, but no employees, during mid-March pay period. (D) denotes figures withheld to avoid disclosing data for individual companies; the data are included in broader industry totals. Detailed industries with 100 or more employees are shown if industry was not a (D). For explanation of terms, abbreviations, and data reliability/comparability, see introductory text]

NAICS code	Industry	Number of employees for week including March 12	Payroll (\$1,000)		Total number of establishments	Number of establishments by employment-size class								
			First quarter	Annual		1 to 4	5 to 9	10 to 19	20 to 49	50 to 99	100 to 249	250 to 499	500 to 999	1,000 or more
<b>MONTGOMERY</b>														
	<b>Total .....</b>	<b>33 511</b>	<b>179 717</b>	<b>742 958</b>	<b>2 243</b>	<b>1 105</b>	<b>517</b>	<b>301</b>	<b>208</b>	<b>64</b>	<b>37</b>	<b>7</b>	<b>2</b>	<b>2</b>
21	Mining .....	(B)	(D)	(D)	2	—	—	1	1	—	—	—	—	—
22	Utilities .....	(B)	(D)	(D)	1	—	—	—	—	1	—	—	—	—
23	Construction .....	1 400	7 450	33 341	227	149	38	24	12	4	—	—	—	—
233	Building, developing & general contracting .....	317	1 657	7 536	77	55	13	7	2	—	—	—	—	—
2332	Residential building construction .....	218	953	4 179	64	47	12	5	—	—	—	—	—	—
23321	Single-family housing construction .....	211	921	4 089	61	45	11	5	—	—	—	—	—	—
233210	Single-family housing construction .....	211	921	4 089	61	45	11	5	—	—	—	—	—	—
234	Heavy construction .....	225	1 295	5 907	8	1	—	4	—	3	—	—	—	—
2349	Other heavy construction .....	(C)	(D)	(D)	7	1	—	4	—	2	—	—	—	—
235	Special trade contractors .....	858	4 498	19 898	142	93	25	13	10	1	—	—	—	—
2351	Plumbing, heating & AC contractor .....	381	2 440	9 871	36	18	7	6	4	1	—	—	—	—
23511	Plumbing, heating & AC contractor .....	381	2 440	9 871	36	18	7	6	4	1	—	—	—	—
235110	Plumbing, heating & AC contractor .....	381	2 440	9 871	36	18	7	6	4	1	—	—	—	—
2353	Electrical contractors .....	119	609	2 990	17	12	1	2	2	—	—	—	—	—
23531	Electrical contractors .....	119	609	2 990	17	12	1	2	2	—	—	—	—	—
235310	Electrical contractors .....	119	609	2 990	17	12	1	2	2	—	—	—	—	—
2354	Masonry, drywall, insulation, tile contractors .....	121	474	1 845	19	8	8	1	2	—	—	—	—	—
2359	Other special trade contractors .....	117	608	3 459	23	15	3	4	1	—	—	—	—	—
31-33	Manufacturing .....	7 842	63 806	258 628	80	22	18	13	9	5	6	4	1	2
314	Textile product mills .....	(E)	(D)	(D)	1	—	—	—	—	—	—	1	—	—
3149	Other textile product mills .....	(E)	(D)	(D)	1	—	—	—	—	—	—	1	—	—
31499	All other textile product mills .....	(E)	(D)	(D)	1	—	—	—	—	—	—	1	—	—
321	Wood product mfg .....	(C)	(D)	(D)	2	—	—	—	—	1	1	—	—	—
3211	Sawmills & wood preservation .....	(C)	(D)	(D)	2	—	—	—	—	1	1	—	—	—
32111	Sawmills & wood preservation .....	(C)	(D)	(D)	2	—	—	—	—	1	1	—	—	—
322	Paper mfg .....	(E)	(D)	(D)	2	—	—	—	1	—	—	1	—	—
3222	Converted paper product mfg .....	(E)	(D)	(D)	2	—	—	—	1	—	—	1	—	—
32221	Paperboard container mfg .....	(E)	(D)	(D)	2	—	—	—	1	—	—	1	—	—
323	Printing & related support activities .....	2 226	16 530	62 755	16	8	4	—	—	1	—	1	1	1
3231	Printing & related support activities .....	2 226	16 530	62 755	16	8	4	—	—	1	—	1	1	1
32311	Printing .....	2 226	16 530	62 755	16	8	4	—	—	1	—	1	1	1
326	Plastics & rubber products mfg .....	(C)	(D)	(D)	3	1	—	1	—	1	—	—	—	—
327	Nonmetallic mineral product mfg .....	360	2 795	11 718	5	—	—	1	2	1	1	—	—	—
3271	Clay product & refractory mfg .....	(C)	(D)	(D)	1	—	—	—	—	1	—	—	—	—
32712	Clay building material & refractories mfg .....	(C)	(D)	(D)	1	—	—	—	—	1	—	—	—	—
331	Primary metal mfg .....	269	2 348	10 249	4	—	1	1	1	—	1	—	—	—
3314	Nonferrous (exc alum) production & processing .....	(C)	(D)	(D)	3	—	1	1	—	—	1	—	—	—
33141	Nonferrous (exc aluminum) smelting & refining .....	(C)	(D)	(D)	1	—	—	—	—	—	1	—	—	—
332	Fabricated metal product mfg .....	112	708	3 218	12	3	5	3	1	—	—	—	—	—
333	Machinery mfg .....	(H)	(D)	(D)	5	2	—	1	1	—	—	—	—	1
3334	HVAC & commercial refrigeration equipment mfg .....	(G)	(D)	(D)	1	—	—	—	—	—	—	—	—	1
33341	HVAC & commercial refrigeration equipment mfg .....	(G)	(D)	(D)	1	—	—	—	—	—	—	—	—	1
335	Electrical equip, appliance & component mfg .....	(C)	(D)	(D)	1	—	—	—	—	—	1	—	—	—
3359	Other electrical equipment & component mfg .....	(C)	(D)	(D)	1	—	—	—	—	—	1	—	—	—
33599	All oth electrical equipment & component mfg .....	(C)	(D)	(D)	1	—	—	—	—	—	1	—	—	—
336	Transportation equipment mfg .....	760	6 268	26 226	5	—	1	1	—	—	2	1	—	—
3363	Motor vehicle parts mfg .....	(F)	(D)	(D)	4	—	1	1	—	—	1	1	—	—
33633	Motor vehicle steering & suspension parts mfg .....	(C)	(D)	(D)	1	—	—	—	—	—	1	—	—	—
33634	Motor vehicle brake system mfg .....	(E)	(D)	(D)	1	—	—	—	—	—	—	1	—	—
3369	Other transportation equipment mfg .....	(C)	(D)	(D)	1	—	—	—	—	—	1	—	—	—
33699	Other transportation equipment mfg .....	(C)	(D)	(D)	1	—	—	—	—	—	1	—	—	—
337	Furniture & related product mfg .....	126	748	3 061	11	5	2	2	2	—	—	—	—	—
42	Wholesale trade .....	715	5 323	24 192	82	40	27	4	9	2	—	—	—	—
421	Wholesale trade, durable goods .....	364	2 436	10 878	53	26	20	2	5	—	—	—	—	—
422	Wholesale trade, nondurable goods .....	351	2 887	13 314	29	14	7	2	4	2	—	—	—	—
4228	Beer, wine, distilled alcoholic beverage whsle .....	(C)	(D)	(D)	3	1	—	—	1	1	—	—	—	—
42281	Beer & ale whsle .....	(C)	(D)	(D)	3	1	—	—	1	1	—	—	—	—

See footnotes at end of table.

**Table 6. Counties—Employees, Payroll, and Establishments by Industry: 2000—Con.**

[Excludes most government employees, railroad employees, and self-employed persons. Size class 1 to 4 includes establishments with payroll, but no employees, during mid-March pay period. (D) denotes figures withheld to avoid disclosing data for individual companies; the data are included in broader industry totals. Detailed industries with 100 or more employees are shown if industry was not a (D). For explanation of terms, abbreviations, and data reliability/comparability, see introductory text]

NAICS code	Industry	Number of employees for week including March 12	Payroll (\$1,000)		Total number of establishments	Number of establishments by employment-size class								
			First quarter	Annual		1 to 4	5 to 9	10 to 19	20 to 49	50 to 99	100 to 249	250 to 499	500 to 999	1,000 or more
<b>MONTGOMERY—Con.</b>														
<b>44-45</b>	<b>Retail trade</b> .....	<b>7 267</b>	<b>31 854</b>	<b>132 647</b>	<b>513</b>	<b>200</b>	<b>164</b>	<b>84</b>	<b>41</b>	<b>8</b>	<b>14</b>	<b>2</b>	—	—
441	Motor vehicle & parts dealers .....	1 259	9 086	37 705	73	27	16	15	11	—	4	—	—	—
4411	Automobile dealers .....	957	7 713	31 585	41	18	7	4	8	—	4	—	—	—
44111	New car dealers .....	857	7 159	29 361	19	3	3	2	7	—	4	—	—	—
441110	New car dealers .....	857	7 159	29 361	19	3	3	2	7	—	4	—	—	—
44112	Used car dealers .....	100	554	2 224	22	15	4	2	1	—	—	—	—	—
441120	Used car dealers .....	100	554	2 224	22	15	4	2	1	—	—	—	—	—
4413	Automotive parts, accessories & tire stores .....	249	1 048	4 443	27	8	8	9	2	—	—	—	—	—
44131	Automotive parts, accessories & tire stores .....	180	690	2 927	20	6	6	7	1	—	—	—	—	—
441310	Automotive parts, accessories & tire stores .....	180	690	2 927	20	6	6	7	1	—	—	—	—	—
442	Furniture & home furnishing stores .....	202	787	3 456	30	14	7	6	3	—	—	—	—	—
4421	Furniture stores .....	138	583	2 423	18	7	6	3	2	—	—	—	—	—
44211	Furniture stores .....	138	583	2 423	18	7	6	3	2	—	—	—	—	—
442110	Furniture stores .....	138	583	2 423	18	7	6	3	2	—	—	—	—	—
443	Electronics & appliance stores .....	164	811	3 336	21	9	8	2	2	—	—	—	—	—
4431	Electronics & appliance stores .....	164	811	3 336	21	9	8	2	2	—	—	—	—	—
44311	Appliance, TV & all other electronics stores ..	126	706	2 958	14	5	6	1	2	—	—	—	—	—
444	Bldg material & garden equip & supp dealers .....	699	3 502	16 748	30	10	9	4	4	—	3	—	—	—
4441	Building material & supplies dealers .....	610	3 140	15 059	20	5	7	2	3	—	3	—	—	—
44411	Home centers .....	(E)	(D)	(D)	2	—	—	—	—	—	2	—	—	—
44419	Other building material dealers .....	271	1 696	9 130	14	4	5	1	3	—	1	—	—	—
444190	Other building material dealers .....	271	1 696	9 130	14	4	5	1	3	—	1	—	—	—
445	Food & beverage stores .....	943	3 044	11 377	47	26	8	2	5	3	3	—	—	—
4451	Grocery stores .....	898	2 912	10 818	32	15	4	2	5	3	3	—	—	—
44511	Grocery (except convenience) stores .....	895	2 906	10 752	28	11	4	2	5	3	3	—	—	—
445110	Grocery (except convenience) stores .....	895	2 906	10 752	28	11	4	2	5	3	3	—	—	—
446	Health & personal care stores .....	299	1 424	6 250	34	12	8	12	2	—	—	—	—	—
4461	Health & personal care stores .....	299	1 424	6 250	34	12	8	12	2	—	—	—	—	—
44611	Pharmacies & drug stores .....	187	960	4 450	12	—	2	8	2	—	—	—	—	—
446110	Pharmacies & drug stores .....	187	960	4 450	12	—	2	8	2	—	—	—	—	—
447	Gasoline stations .....	420	1 577	6 569	76	30	36	10	—	—	—	—	—	—
4471	Gasoline stations .....	420	1 577	6 569	76	30	36	10	—	—	—	—	—	—
44711	Gasoline stations with convenience stores ..	367	1 395	5 819	63	22	31	10	—	—	—	—	—	—
447110	Gasoline stations with convenience stores ..	367	1 395	5 819	63	22	31	10	—	—	—	—	—	—
448	Clothing & clothing accessories stores .....	697	1 891	8 131	79	27	34	14	2	2	—	—	—	—
4481	Clothing stores .....	479	1 094	4 894	42	11	19	8	2	2	—	—	—	—
44812	Women's clothing stores .....	108	230	1 070	18	5	10	3	—	—	—	—	—	—
448120	Women's clothing stores .....	108	230	1 070	18	5	10	3	—	—	—	—	—	—
44814	Family clothing stores .....	289	645	2 918	10	2	1	3	2	2	—	—	—	—
448140	Family clothing stores .....	289	645	2 918	10	2	1	3	2	2	—	—	—	—
4482	Shoe stores .....	103	279	1 105	17	8	4	5	—	—	—	—	—	—
44821	Shoe stores .....	103	279	1 105	17	8	4	5	—	—	—	—	—	—
448210	Shoe stores .....	103	279	1 105	17	8	4	5	—	—	—	—	—	—
4483	Jewelry, luggage & leather goods stores .....	115	518	2 132	20	8	11	1	—	—	—	—	—	—
44831	Jewelry stores .....	115	518	2 132	20	8	11	1	—	—	—	—	—	—
448310	Jewelry stores .....	115	518	2 132	20	8	11	1	—	—	—	—	—	—
451	Sporting goods, hobby, book & music stores .....	256	704	2 967	29	11	9	5	4	—	—	—	—	—
4511	Sporting goods, hobby, musical instrument stores .....	142	405	1 795	18	8	4	4	2	—	—	—	—	—
4512	Book, periodical & music stores .....	114	299	1 172	11	3	5	1	2	—	—	—	—	—
452	General merchandise stores .....	1 904	7 361	28 850	30	2	11	5	3	3	4	2	—	—
4521	Department stores .....	716	2 317	9 715	6	—	—	—	—	2	4	—	—	—
45211	Department stores .....	716	2 317	9 715	6	—	—	—	—	2	4	—	—	—
452110	Department stores .....	716	2 317	9 715	6	—	—	—	—	2	4	—	—	—
4529	Other general merchandise stores .....	1 188	5 044	19 135	24	2	11	5	3	1	—	2	—	—
45291	Warehouse clubs & superstores .....	(F)	(D)	(D)	3	—	—	—	—	1	—	—	—	—
45299	All other general merchandise stores .....	(E)	(D)	(D)	21	2	11	5	3	—	—	—	—	—
453	Miscellaneous store retailers .....	357	1 331	5 801	54	27	16	7	4	—	—	—	—	—
4532	Office supplies, stationery & gift stores .....	166	500	2 075	16	6	3	4	3	—	—	—	—	—
45322	Gift, novelty & souvenir stores .....	111	304	1 259	12	6	1	4	1	—	—	—	—	—
453220	Gift, novelty & souvenir stores .....	111	304	1 259	12	6	1	4	1	—	—	—	—	—
4539	Other miscellaneous store retailers .....	112	610	2 779	21	10	9	2	—	—	—	—	—	—
<b>48-49</b>	<b>Transportation &amp; warehousing</b> .....	<b>443</b>	<b>2 548</b>	<b>11 038</b>	<b>57</b>	<b>36</b>	<b>8</b>	<b>6</b>	<b>6</b>	<b>1</b>	—	—	—	—
484	Truck transportation .....	342	1 969	8 646	39	24	4	5	5	1	—	—	—	—
4841	General freight trucking .....	142	1 060	4 369	23	18	2	1	2	—	—	—	—	—
4842	Specialized freight trucking .....	200	909	4 277	16	6	2	4	3	1	—	—	—	—
48421	Used household & office goods moving .....	143	670	3 101	8	1	1	3	2	1	—	—	—	—
484210	Used household & office goods moving .....	143	670	3 101	8	1	1	3	2	1	—	—	—	—
<b>51</b>	<b>Information</b> .....	<b>657</b>	<b>4 236</b>	<b>17 178</b>	<b>31</b>	<b>17</b>	<b>3</b>	<b>3</b>	<b>4</b>	<b>3</b>	<b>1</b>	—	—	—
511	Publishing industries .....	(C)	(D)	(D)	4	2	—	1	—	—	1	—	—	—
5111	Newspaper, periodical, book, database publishers .....	(C)	(D)	(D)	4	2	—	1	—	—	1	—	—	—
51111	Newspaper publishers .....	(C)	(D)	(D)	2	1	—	—	—	—	1	—	—	—
513	Broadcasting & telecommunications .....	368	2 910	11 842	16	7	3	1	2	3	—	—	—	—
5133	Telecommunications .....	(C)	(D)	(D)	11	7	1	—	1	2	—	—	—	—
51331	Wired telecommunications carriers .....	(C)	(D)	(D)	3	1	—	—	—	2	—	—	—	—

See footnotes at end of table.

**Table 6. Counties—Employees, Payroll, and Establishments by Industry: 2000—Con.**

[Excludes most government employees, railroad employees, and self-employed persons. Size class 1 to 4 includes establishments with payroll, but no employees, during mid-March pay period. (D) denotes figures withheld to avoid disclosing data for individual companies; the data are included in broader industry totals. Detailed industries with 100 or more employees are shown if industry was not a (D). For explanation of terms, abbreviations, and data reliability/comparability, see introductory text]

NAICS code	Industry	Number of employees for week including March 12	Payroll (\$1,000)		Total number of establishments	Number of establishments by employment-size class								
			First quarter	Annual		1 to 4	5 to 9	10 to 19	20 to 49	50 to 99	100 to 249	250 to 499	500 to 999	1,000 or more
<b>MONTGOMERY—Con.</b>														
<b>52</b>	<b>Finance &amp; insurance</b> .....	<b>939</b>	<b>7 050</b>	<b>28 157</b>	<b>143</b>	<b>89</b>	<b>33</b>	<b>12</b>	<b>6</b>	<b>3</b>	—	—	—	—
522	Credit intermediation & related activities .....	729	5 438	21 429	82	37	28	11	3	3	—	—	—	—
5221	Depository credit intermediation .....	547	4 134	16 441	40	11	15	8	3	3	—	—	—	—
52211	Commercial banking .....	383	3 271	13 025	31	10	12	5	2	2	—	—	—	—
522110	Commercial banking .....	383	3 271	13 025	31	10	12	5	2	2	—	—	—	—
52212	Savings institutions .....	(C)	(D)	(D)	4	—	—	2	1	1	—	—	—	—
5222	Nondepository credit intermediation .....	152	1 150	4 218	31	17	11	3	—	—	—	—	—	—
52229	Other nondepository credit intermediation .....	136	1 029	3 888	28	16	9	3	—	—	—	—	—	—
524	Insurance carriers & related activities .....	167	1 040	4 615	45	40	1	1	3	—	—	—	—	—
5242	Agencies & other insurance related activities .....	119	697	3 419	35	31	1	1	2	—	—	—	—	—
52421	Insurance agencies & brokerages .....	119	697	3 419	35	31	1	1	2	—	—	—	—	—
524210	Insurance agencies & brokerages .....	119	697	3 419	35	31	1	1	2	—	—	—	—	—
<b>53</b>	<b>Real estate &amp; rental &amp; leasing</b> .....	<b>403</b>	<b>1 952</b>	<b>7 964</b>	<b>98</b>	<b>67</b>	<b>22</b>	<b>8</b>	<b>1</b>	—	—	—	—	—
531	Real estate .....	264	1 299	5 096	72	55	13	3	1	—	—	—	—	—
5311	Lessors of real estate .....	112	685	2 575	38	30	7	1	—	—	—	—	—	—
5312	Offices of real estate agents & brokers .....	134	561	2 232	24	16	5	2	1	—	—	—	—	—
53121	Offices of real estate agents & brokers .....	134	561	2 232	24	16	5	2	1	—	—	—	—	—
531210	Offices of real estate agents & brokers .....	134	561	2 232	24	16	5	2	1	—	—	—	—	—
532	Rental & leasing services .....	139	653	2 868	26	12	9	5	—	—	—	—	—	—
<b>54</b>	<b>Professional, scientific &amp; technical services</b> .....	<b>1 025</b>	<b>4 396</b>	<b>19 111</b>	<b>133</b>	<b>85</b>	<b>22</b>	<b>19</b>	<b>5</b>	—	<b>2</b>	—	—	—
541	Professional, scientific & technical services .....	1 025	4 396	19 111	133	85	22	19	5	—	2	—	—	—
5411	Legal services .....	211	1 116	5 005	50	36	8	4	2	—	—	—	—	—
54111	Offices of lawyers .....	(C)	(D)	(D)	48	34	8	4	2	—	—	—	—	—
5412	Accounting, tax prep, bookkeep, payroll services .....	272	892	2 918	22	11	3	7	—	—	1	—	—	—
54121	Accounting, tax prep, bookkeep, payroll services .....	272	892	2 918	22	11	3	7	—	—	1	—	—	—
541213	Tax preparation services .....	176	449	869	8	4	1	2	—	—	1	—	—	—
5413	Architectural, engineering & related services .....	133	1 067	5 283	18	10	5	2	1	—	—	—	—	—
5419	Oth professional, scientific, technical services .....	302	710	3 146	23	14	4	3	1	—	1	—	—	—
54191	Marketing research & public opinion polling .....	(C)	(D)	(D)	1	—	—	—	—	—	1	—	—	—
<b>55</b>	<b>Management of companies &amp; enterprises</b> .....	<b>78</b>	<b>1 981</b>	<b>5 979</b>	<b>6</b>	<b>2</b>	<b>2</b>	<b>1</b>	<b>1</b>	—	—	—	—	—
<b>56</b>	<b>Admin, support, waste mgt, remediation services</b> .....	<b>1 795</b>	<b>6 334</b>	<b>26 505</b>	<b>106</b>	<b>62</b>	<b>17</b>	<b>10</b>	<b>7</b>	<b>5</b>	<b>4</b>	<b>1</b>	—	—
561	Administrative & support services .....	1 677	5 828	23 726	99	59	16	8	7	4	4	1	—	—
5613	Employment services .....	681	2 169	9 111	10	1	—	1	2	2	4	—	—	—
56132	Temporary help services .....	(F)	(D)	(D)	9	1	—	1	1	2	4	—	—	—
5614	Business support services .....	447	1 883	7 530	11	4	3	2	1	—	—	1	—	—
56149	Other business support services .....	(E)	(D)	(D)	3	2	—	—	—	—	—	1	—	—
5617	Services to buildings & dwellings .....	249	1 005	3 899	52	35	11	3	3	—	—	—	—	—
56172	Janitorial services .....	141	505	1 781	19	9	6	2	2	—	—	—	—	—
561720	Janitorial services .....	141	505	1 781	19	9	6	2	2	—	—	—	—	—
5619	Other support services .....	204	357	1 482	6	3	—	1	—	2	—	—	—	—
56199	All other support services .....	204	357	1 482	6	3	—	1	—	2	—	—	—	—
561990	All other support services .....	204	357	1 482	6	3	—	1	—	2	—	—	—	—
562	Waste management & remediation services .....	118	506	2 779	7	3	1	2	—	1	—	—	—	—
<b>61</b>	<b>Educational services</b> .....	<b>277</b>	<b>1 022</b>	<b>4 203</b>	<b>17</b>	<b>7</b>	<b>2</b>	<b>3</b>	<b>3</b>	<b>2</b>	—	—	—	—
611	Educational services .....	277	1 022	4 203	17	7	2	3	3	2	—	—	—	—
<b>62</b>	<b>Health care and social assistance</b> .....	<b>3 581</b>	<b>22 507</b>	<b>94 375</b>	<b>206</b>	<b>78</b>	<b>56</b>	<b>36</b>	<b>25</b>	<b>8</b>	<b>2</b>	—	<b>1</b>	—
621	Ambulatory health care services .....	1 177	10 333	43 121	125	51	45	19	7	3	—	—	—	—
6211	Offices of physicians .....	529	6 031	23 896	56	28	14	10	2	2	—	—	—	—
62111	Offices of physicians .....	529	6 031	23 896	56	28	14	10	2	2	—	—	—	—
621111	Offices of physicians (exc mental health) .....	519	5 976	23 590	52	25	13	10	2	2	—	—	—	—
6212	Offices of dentists .....	278	2 014	9 477	37	11	20	5	1	—	—	—	—	—
62121	Offices of dentists .....	278	2 014	9 477	37	11	20	5	1	—	—	—	—	—
621210	Offices of dentists .....	278	2 014	9 477	37	11	20	5	1	—	—	—	—	—
6214	Outpatient care centers .....	205	1 307	5 600	11	2	3	3	2	1	—	—	—	—
62149	Other outpatient care centers .....	(C)	(D)	(D)	7	1	1	3	2	—	—	—	—	—
622	Hospitals .....	(F)	(D)	(D)	1	—	—	—	—	—	—	—	1	—
6221	General medical & surgical hospitals .....	(F)	(D)	(D)	1	—	—	—	—	—	—	—	1	—
62211	General medical & surgical hospitals .....	(F)	(D)	(D)	1	—	—	—	—	—	—	—	1	—
623	Nursing & residential care facilities .....	680	2 665	11 034	21	3	5	4	4	3	2	—	—	—
6231	Nursing care facilities .....	388	1 416	5 876	5	—	—	1	—	2	2	—	—	—
62311	Nursing care facilities .....	388	1 416	5 876	5	—	—	1	—	2	2	—	—	—
623110	Nursing care facilities .....	388	1 416	5 876	5	—	—	1	—	2	2	—	—	—
6232	Residential mental retardation, health facil .....	(C)	(D)	(D)	3	—	1	—	1	1	—	—	—	—
62322	Residential mental health, subst abuse facil .....	(C)	(D)	(D)	2	—	—	—	1	1	—	—	—	—
6233	Community care facilities for the elderly .....	113	353	1 550	8	2	2	2	2	—	—	—	—	—
62331	Community care facilities for the elderly .....	113	353	1 550	8	2	2	2	2	—	—	—	—	—
624	Social assistance .....	(F)	(D)	(D)	59	24	6	13	14	2	—	—	—	—
6243	Vocational rehabilitation services .....	(C)	(D)	(D)	3	—	—	—	2	1	—	—	—	—
62431	Vocational rehabilitation services .....	(C)	(D)	(D)	3	—	—	—	2	1	—	—	—	—
6244	Child day care services .....	546	1 283	5 599	43	14	4	13	12	—	—	—	—	—
62441	Child day care services .....	546	1 283	5 599	43	14	4	13	12	—	—	—	—	—
624410	Child day care services .....	546	1 283	5 599	43	14	4	13	12	—	—	—	—	—

See footnotes at end of table.

**Table 6. Counties—Employees, Payroll, and Establishments by Industry: 2000—Con.**

[Excludes most government employees, railroad employees, and self-employed persons. Size class 1 to 4 includes establishments with payroll, but no employees, during mid-March pay period. (D) denotes figures withheld to avoid disclosing data for individual companies; the data are included in broader industry totals. Detailed industries with 100 or more employees are shown if industry was not a (D). For explanation of terms, abbreviations, and data reliability/comparability, see introductory text]

NAICS code	Industry	Number of employees for week including March 12	Payroll (\$1,000)		Total number of establishments	Number of establishments by employment-size class								
			First quarter	Annual		1 to 4	5 to 9	10 to 19	20 to 49	50 to 99	100 to 249	250 to 499	500 to 999	1,000 or more
<b>MONTGOMERY—Con.</b>														
<b>71</b>	<b>Arts, entertainment &amp; recreation</b> .....	<b>287</b>	<b>785</b>	<b>3 633</b>	<b>30</b>	<b>14</b>	<b>7</b>	<b>5</b>	<b>2</b>	<b>2</b>	—	—	—	—
713	Amusement, gambling & recreation industries .....	271	714	3 257	27	13	5	5	2	2	—	—	—	—
7139	Other amusement & recreation industries .....	251	683	3 058	24	11	5	4	2	2	—	—	—	—
71394	Fitness & recreational sports centers .....	121	272	1 190	7	2	2	—	2	1	—	—	—	—
713940	Fitness & recreational sports centers .....	121	272	1 190	7	2	2	—	2	1	—	—	—	—
<b>72</b>	<b>Accommodation &amp; food services</b> .....	<b>4 730</b>	<b>10 573</b>	<b>43 645</b>	<b>235</b>	<b>67</b>	<b>39</b>	<b>45</b>	<b>60</b>	<b>18</b>	<b>6</b>	—	—	—
721	Accommodation .....	394	944	4 287	35	13	10	6	5	1	—	—	—	—
7211	Traveler accommodation .....	(E)	(D)	(D)	33	11	10	6	5	1	—	—	—	—
72111	Hotels (exc casino hotels) & motels .....	(E)	(D)	(D)	33	11	10	6	5	1	—	—	—	—
722	Food services & drinking places .....	4 336	9 629	39 358	200	54	29	39	55	17	6	—	—	—
7221	Full-service restaurants .....	2 263	5 348	21 627	81	18	15	14	19	10	5	—	—	—
72211	Full-service restaurants .....	2 263	5 348	21 627	81	18	15	14	19	10	5	—	—	—
722110	Full-service restaurants .....	2 263	5 348	21 627	81	18	15	14	19	10	5	—	—	—
7222	Limited-service eating places .....	1 881	3 899	16 002	88	14	10	22	35	6	1	—	—	—
72221	Limited-service eating places .....	1 881	3 899	16 002	88	14	10	22	35	6	1	—	—	—
722211	Limited-service restaurants .....	1 724	3 616	14 783	73	10	5	18	33	6	1	—	—	—
7223	Special food services .....	119	280	1 259	10	5	2	2	—	1	—	—	—	—
72231	Food service contractors .....	100	256	1 121	6	3	1	1	—	1	—	—	—	—
722310	Food service contractors .....	100	256	1 121	6	3	1	1	—	1	—	—	—	—
<b>81</b>	<b>Other services (except public administration)</b> .....	<b>1 754</b>	<b>5 812</b>	<b>24 027</b>	<b>258</b>	<b>154</b>	<b>59</b>	<b>27</b>	<b>16</b>	<b>1</b>	<b>1</b>	—	—	—
811	Repair & maintenance .....	530	2 524	10 302	91	56	20	10	5	—	—	—	—	—
8111	Automotive repair & maintenance .....	418	2 001	7 983	73	45	18	6	4	—	—	—	—	—
81111	Automotive mechanical & electrical R&M .....	158	805	3 354	46	32	11	3	—	—	—	—	—	—
811111	General automotive repair .....	115	585	2 489	33	23	8	2	—	—	—	—	—	—
81112	Automotive body, paint, interior & glass repair .....	123	686	2 464	13	6	4	1	2	—	—	—	—	—
81119	Other automotive R&M .....	137	510	2 165	14	7	3	2	2	—	—	—	—	—
812	Personal & laundry services .....	376	1 404	5 996	65	38	18	6	3	—	—	—	—	—
8121	Personal care services .....	140	432	1 871	32	22	8	1	1	—	—	—	—	—
81211	Hair, nail & skin care services .....	(C)	(D)	(D)	30	21	8	—	1	—	—	—	—	—
812112	Beauty salons .....	115	393	1 686	27	19	7	—	1	—	—	—	—	—
8123	Drycleaning & laundry services .....	153	493	1 938	15	7	3	3	2	—	—	—	—	—
813	Religious, grantmaking, civic, prof & like organizations .....	848	1 884	7 729	102	60	21	11	8	1	1	—	—	—
8131	Religious organizations .....	671	1 518	6 272	80	45	17	9	8	1	—	—	—	—
81311	Religious organizations .....	671	1 518	6 272	80	45	17	9	8	1	—	—	—	—
813110	Religious organizations .....	671	1 518	6 272	80	45	17	9	8	1	—	—	—	—
8134	Civic & social organizations .....	146	255	1 030	9	5	1	2	—	—	1	—	—	—
81341	Civic & social organizations .....	146	255	1 030	9	5	1	2	—	—	1	—	—	—
813410	Civic & social organizations .....	146	255	1 030	9	5	1	2	—	—	1	—	—	—
<b>95</b>	<b>Auxiliaries (exc corporate, subsidiary &amp; regional mgt)</b> .....	<b>(C)</b>	<b>(D)</b>	<b>(D)</b>	<b>3</b>	<b>1</b>	—	—	—	<b>1</b>	<b>1</b>	—	—	—
<b>99</b>	<b>Unclassified establishments</b> .....	<b>11</b>	<b>26</b>	<b>135</b>	<b>15</b>	<b>15</b>	—	—	—	—	—	—	—	—
<b>MOORE</b>														
	<b>Total</b> .....	<b>745</b>	<b>5 647</b>	<b>25 032</b>	<b>58</b>	<b>38</b>	<b>9</b>	<b>4</b>	<b>4</b>	<b>1</b>	<b>1</b>	<b>1</b>	—	—
<b>21</b>	<b>Mining</b> .....	<b>(A)</b>	<b>(D)</b>	<b>(D)</b>	<b>1</b>	—	<b>1</b>	—	—	—	—	—	—	—
<b>22</b>	<b>Utilities</b> .....	<b>(A)</b>	<b>(D)</b>	<b>(D)</b>	<b>1</b>	<b>1</b>	—	—	—	—	—	—	—	—
<b>23</b>	<b>Construction</b> .....	<b>79</b>	<b>596</b>	<b>2 715</b>	<b>6</b>	<b>3</b>	—	<b>1</b>	<b>2</b>	—	—	—	—	—
<b>31-33</b>	<b>Manufacturing</b> .....	<b>(E)</b>	<b>(D)</b>	<b>(D)</b>	<b>9</b>	<b>5</b>	<b>1</b>	—	<b>1</b>	—	<b>1</b>	<b>1</b>	—	—
312	Beverage & tobacco product mfg .....	(E)	(D)	(D)	3	—	1	—	—	—	1	1	—	—
3121	Beverage mfg .....	(E)	(D)	(D)	3	—	1	—	—	—	1	1	—	—
31214	Distilleries .....	(E)	(D)	(D)	3	—	1	—	—	—	1	1	—	—
<b>42</b>	<b>Wholesale trade</b> .....	<b>(A)</b>	<b>(D)</b>	<b>(D)</b>	<b>1</b>	<b>1</b>	—	—	—	—	—	—	—	—
<b>44-45</b>	<b>Retail trade</b> .....	<b>(B)</b>	<b>(D)</b>	<b>(D)</b>	<b>12</b>	<b>8</b>	<b>2</b>	<b>2</b>	—	—	—	—	—	—
<b>48-49</b>	<b>Transportation &amp; warehousing</b> .....	<b>(A)</b>	<b>(D)</b>	<b>(D)</b>	<b>1</b>	—	<b>1</b>	—	—	—	—	—	—	—
<b>51</b>	<b>Information</b> .....	<b>(A)</b>	<b>(D)</b>	<b>(D)</b>	<b>1</b>	<b>1</b>	—	—	—	—	—	—	—	—
<b>52</b>	<b>Finance &amp; insurance</b> .....	<b>(B)</b>	<b>(D)</b>	<b>(D)</b>	<b>3</b>	<b>2</b>	—	—	<b>1</b>	—	—	—	—	—
<b>54</b>	<b>Professional, scientific &amp; technical services</b> .....	<b>(A)</b>	<b>(D)</b>	<b>(D)</b>	<b>1</b>	<b>1</b>	—	—	—	—	—	—	—	—
<b>56</b>	<b>Admin, support, waste mgt, remediation services</b> .....	<b>(A)</b>	<b>(D)</b>	<b>(D)</b>	<b>1</b>	—	<b>1</b>	—	—	—	—	—	—	—
<b>62</b>	<b>Health care and social assistance</b> .....	<b>101</b>	<b>372</b>	<b>1 636</b>	<b>11</b>	<b>9</b>	<b>1</b>	—	—	<b>1</b>	—	—	—	—
<b>72</b>	<b>Accommodation &amp; food services</b> .....	<b>(A)</b>	<b>(D)</b>	<b>(D)</b>	<b>5</b>	<b>3</b>	<b>1</b>	<b>1</b>	—	—	—	—	—	—
<b>81</b>	<b>Other services (except public administration)</b> .....	<b>10</b>	<b>17</b>	<b>67</b>	<b>4</b>	<b>3</b>	<b>1</b>	—	—	—	—	—	—	—
<b>99</b>	<b>Unclassified establishments</b> .....	<b>(A)</b>	<b>(D)</b>	<b>(D)</b>	<b>1</b>	<b>1</b>	—	—	—	—	—	—	—	—

See footnotes at end of table.

**Table 6. Counties—Employees, Payroll, and Establishments by Industry: 2000—Con.**

[Excludes most government employees, railroad employees, and self-employed persons. Size class 1 to 4 includes establishments with payroll, but no employees, during mid-March pay period. (D) denotes figures withheld to avoid disclosing data for individual companies; the data are included in broader industry totals. Detailed industries with 100 or more employees are shown if industry was not a (D). For explanation of terms, abbreviations, and data reliability/comparability, see introductory text]

NAICS code	Industry	Number of employees for week including March 12	Payroll (\$1,000)		Total number of establishments	Number of establishments by employment-size class								
			First quarter	Annual		1 to 4	5 to 9	10 to 19	20 to 49	50 to 99	100 to 249	250 to 499	500 to 999	1,000 or more
<b>MORGAN</b>														
	<b>Total</b> .....	<b>1 860</b>	<b>9 417</b>	<b>38 075</b>	<b>168</b>	<b>94</b>	<b>31</b>	<b>19</b>	<b>20</b>	<b>2</b>	<b>1</b>	<b>1</b>		
11	Forestry, fishing, hunting, and agriculture support .....	17	85	458	4	2	2	—	—	—	—	—	—	—
21	Mining .....	(A)	(D)	(D)	2	2	—	—	—	—	—	—	—	—
22	Utilities .....	(A)	(D)	(D)	1	—	—	1	—	—	—	—	—	—
23	Construction .....	114	463	1 786	20	11	6	2	1	—	—	—	—	—
31-33	Manufacturing .....	746	4 205	16 037	24	4	3	9	6	1	—	1	—	—
315	Apparel manufacturing .....	(E)	(D)	(D)	3	—	—	1	1	—	—	1	—	—
3152	Cut & sew apparel mfg .....	(E)	(D)	(D)	2	—	—	1	—	—	—	1	—	—
31522	Men's, boys' cut & sew apparel mfg .....	(E)	(D)	(D)	1	—	—	—	—	—	—	1	—	—
42	Wholesale trade .....	17	100	522	5	4	1	—	—	—	—	—	—	—
44-45	Retail trade .....	194	630	2 690	40	27	8	3	2	—	—	—	—	—
48-49	Transportation & warehousing .....	17	115	398	4	3	—	1	—	—	—	—	—	—
51	Information .....	119	1 323	5 751	5	—	2	1	1	1	—	—	—	—
513	Broadcasting & telecommunications .....	(C)	(D)	(D)	4	—	1	1	1	1	—	—	—	—
52	Finance & insurance .....	91	588	2 335	9	5	2	—	2	—	—	—	—	—
53	Real estate & rental & leasing .....	(A)	(D)	(D)	1	—	1	—	—	—	—	—	—	—
54	Professional, scientific & technical services .....	(A)	(D)	(D)	7	7	—	—	—	—	—	—	—	—
56	Admin, support, waste mgt, remediation services .....	(A)	(D)	(D)	2	2	—	—	—	—	—	—	—	—
61	Educational services .....	(B)	(D)	(D)	2	1	—	—	1	—	—	—	—	—
62	Health care and social assistance .....	264	1 101	4 588	13	6	3	—	3	—	1	—	—	—
623	Nursing & residential care facilities .....	(C)	(D)	(D)	3	—	1	—	1	—	1	—	—	—
6231	Nursing care facilities .....	(C)	(D)	(D)	1	—	—	—	—	—	1	—	—	—
62311	Nursing care facilities .....	(C)	(D)	(D)	1	—	—	—	—	—	1	—	—	—
71	Arts, entertainment & recreation .....	(B)	(D)	(D)	1	—	—	—	1	—	—	—	—	—
72	Accommodation & food services .....	134	234	967	8	2	1	2	3	—	—	—	—	—
722	Food services & drinking places .....	(C)	(D)	(D)	7	2	1	1	3	—	—	—	—	—
7222	Limited-service eating places .....	109	188	778	5	1	—	1	3	—	—	—	—	—
72221	Limited-service eating places .....	109	188	778	5	1	—	1	3	—	—	—	—	—
722211	Limited-service restaurants .....	109	188	778	5	1	—	1	3	—	—	—	—	—
81	Other services (except public administration) .....	45	143	665	20	18	2	—	—	—	—	—	—	—
<b>OBION</b>														
	<b>Total</b> .....	<b>14 988</b>	<b>104 703</b>	<b>419 320</b>	<b>753</b>	<b>400</b>	<b>149</b>	<b>107</b>	<b>67</b>	<b>14</b>	<b>6</b>	<b>7</b>	<b>1</b>	<b>2</b>
11	Forestry, fishing, hunting, and agriculture support .....	16	41	254	5	4	1	—	—	—	—	—	—	—
22	Utilities .....	(B)	(D)	(D)	4	1	3	—	—	—	—	—	—	—
23	Construction .....	1 156	8 519	35 574	56	32	8	10	3	2	—	—	1	—
233	Building, developing & general contracting .....	117	640	2 634	11	4	—	5	2	—	—	—	—	—
235	Special trade contractors .....	1 002	7 696	31 912	39	25	6	4	1	2	—	—	1	—
2351	Plumbing, heating & AC contractor .....	(F)	(D)	(D)	12	8	2	—	—	1	—	—	1	—
23511	Plumbing, heating & AC contractor .....	(F)	(D)	(D)	12	8	2	—	—	1	—	—	1	—
2359	Other special trade contractors .....	(C)	(D)	(D)	10	7	—	2	—	1	—	—	—	—
31-33	Manufacturing .....	6 858	63 996	251 510	43	9	5	7	11	4	2	3	—	2
311	Food mfg .....	1 360	7 203	27 216	6	1	1	1	—	1	1	—	—	1
3116	Animal slaughtering & processing .....	(G)	(D)	(D)	5	1	1	—	—	1	1	—	—	1
31161	Animal slaughtering & processing .....	(G)	(D)	(D)	5	1	1	—	—	1	1	—	—	1
315	Apparel manufacturing .....	(C)	(D)	(D)	5	1	1	—	1	2	—	—	—	—
3152	Cut & sew apparel mfg .....	(C)	(D)	(D)	4	1	1	—	—	2	—	—	—	—
31521	Cut & sew apparel contractors .....	(C)	(D)	(D)	3	1	—	—	—	2	—	—	—	—
321	Wood product mfg .....	(C)	(D)	(D)	4	1	—	—	3	—	—	—	—	—
326	Plastics & rubber products mfg .....	(H)	(D)	(D)	3	—	—	—	1	—	—	1	—	1
3261	Plastics product mfg .....	(E)	(D)	(D)	2	—	—	—	1	—	—	1	—	—
32619	Other plastics product mfg .....	(E)	(D)	(D)	1	—	—	—	—	—	—	1	—	—
3262	Rubber product mfg .....	(H)	(D)	(D)	1	—	—	—	—	—	—	—	—	1
32621	Tire mfg .....	(H)	(D)	(D)	1	—	—	—	—	—	—	—	—	1
332	Fabricated metal product mfg .....	636	4 181	16 594	8	2	1	1	2	—	1	1	—	—
3323	Architectural & structural metals mfg .....	(E)	(D)	(D)	3	—	—	—	2	—	—	1	—	—
33232	Ornamental & architectural metal prod mfg .....	(E)	(D)	(D)	2	—	—	—	1	—	—	1	—	—
3327	Mach shops, turn prod, screw, nut, bolt mfg .....	(C)	(D)	(D)	3	1	—	1	—	—	1	—	—	—
33271	Machine shops .....	(C)	(D)	(D)	3	1	—	1	—	—	1	—	—	—
333	Machinery mfg .....	609	4 092	16 381	5	1	—	1	1	1	—	1	—	—
3334	HVAC & commercial refrigeration equipment mfg .....	(E)	(D)	(D)	1	—	—	—	—	—	—	—	1	—
33341	HVAC & commercial refrigeration equipment mfg .....	(E)	(D)	(D)	1	—	—	—	—	—	—	—	1	—

See footnotes at end of table.

**Table 6. Counties—Employees, Payroll, and Establishments by Industry: 2000—Con.**

[Excludes most government employees, railroad employees, and self-employed persons. Size class 1 to 4 includes establishments with payroll, but no employees, during mid-March pay period. (D) denotes figures withheld to avoid disclosing data for individual companies; the data are included in broader industry totals. Detailed industries with 100 or more employees are shown if industry was not a (D). For explanation of terms, abbreviations, and data reliability/comparability, see introductory text]

NAICS code	Industry	Number of employees for week including March 12	Payroll (\$1,000)		Total number of establishments	Number of establishments by employment-size class								
			First quarter	Annual		1 to 4	5 to 9	10 to 19	20 to 49	50 to 99	100 to 249	250 to 499	500 to 999	1,000 or more
<b>OBION—Con.</b>														
<b>42</b>	<b>Wholesale trade</b>	<b>866</b>	<b>6 353</b>	<b>21 358</b>	<b>42</b>	<b>24</b>	<b>7</b>	<b>5</b>	<b>3</b>	<b>1</b>	<b>1</b>	<b>1</b>	<b>—</b>	<b>—</b>
421	Wholesale trade, durable goods	170	1 343	4 903	26	16	5	3	2	—	—	—	—	—
422	Wholesale trade, nondurable goods	696	5 010	16 455	16	8	2	2	1	1	1	1	—	—
4225	Farm product raw material whse	120	855	1 320	5	3	—	1	—	—	1	—	—	—
42251	Grain & field bean whse	(C)	(D)	(D)	3	1	—	1	—	—	1	—	—	—
4229	Miscellaneous nondurable goods whse	(E)	(D)	(D)	3	—	1	1	—	—	—	1	—	—
42299	Other miscellaneous nondurable goods whse	(E)	(D)	(D)	1	—	—	—	—	—	—	1	—	—
<b>44-45</b>	<b>Retail trade</b>	<b>1 954</b>	<b>7 508</b>	<b>31 164</b>	<b>173</b>	<b>81</b>	<b>39</b>	<b>30</b>	<b>20</b>	<b>2</b>	<b>—</b>	<b>1</b>	<b>—</b>	<b>—</b>
441	Motor vehicle & parts dealers	231	1 359	6 327	30	16	4	7	3	—	—	—	—	—
4411	Automobile dealers	138	928	4 051	12	5	1	3	3	—	—	—	—	—
44111	New car dealers	121	857	3 799	6	—	—	3	3	—	—	—	—	—
441110	New car dealers	121	857	3 799	6	—	—	3	3	—	—	—	—	—
444	Bldg material & garden equip & supp dealers	169	809	3 478	22	10	5	6	1	—	—	—	—	—
445	Food & beverage stores	262	824	3 277	15	4	4	2	4	1	—	—	—	—
4451	Grocery stores	262	824	3 277	15	4	4	2	4	1	—	—	—	—
44511	Grocery (except convenience) stores	(E)	(D)	(D)	13	2	4	2	4	1	—	—	—	—
447	Gasoline stations	176	454	1 998	15	4	2	5	4	—	—	—	—	—
4471	Gasoline stations	176	454	1 998	15	4	2	5	4	—	—	—	—	—
44711	Gasoline stations with convenience stores	176	454	1 998	15	4	2	5	4	—	—	—	—	—
447110	Gasoline stations with convenience stores	176	454	1 998	15	4	2	5	4	—	—	—	—	—
448	Clothing & clothing accessories stores	207	497	2 060	27	15	7	2	3	—	—	—	—	—
4481	Clothing stores	167	387	1 613	17	9	3	2	3	—	—	—	—	—
44814	Family clothing stores	111	244	999	5	1	—	—	3	—	—	—	—	—
448140	Family clothing stores	111	244	999	5	1	1	—	3	—	—	—	—	—
452	General merchandise stores	530	2 110	7 807	10	2	5	—	2	—	—	1	—	—
4529	Other general merchandise stores	530	2 110	7 807	10	2	5	—	2	—	—	1	—	—
45291	Warehouse clubs & superstores	(E)	(D)	(D)	1	—	—	—	—	—	—	1	—	—
45299	All other general merchandise stores	(C)	(D)	(D)	9	2	5	—	2	—	—	—	—	—
453	Miscellaneous store retailers	145	466	2 331	17	11	4	—	1	1	—	—	—	—
<b>48-49</b>	<b>Transportation &amp; warehousing</b>	<b>205</b>	<b>1 377</b>	<b>5 966</b>	<b>29</b>	<b>18</b>	<b>5</b>	<b>3</b>	<b>2</b>	<b>1</b>	<b>—</b>	<b>—</b>	<b>—</b>	<b>—</b>
484	Truck transportation	177	1 028	4 576	25	16	4	2	2	1	—	—	—	—
4841	General freight trucking	112	655	2 950	15	9	3	2	—	1	—	—	—	—
<b>51</b>	<b>Information</b>	<b>98</b>	<b>614</b>	<b>2 317</b>	<b>9</b>	<b>4</b>	<b>—</b>	<b>4</b>	<b>1</b>	<b>—</b>	<b>—</b>	<b>—</b>	<b>—</b>	<b>—</b>
<b>52</b>	<b>Finance &amp; insurance</b>	<b>405</b>	<b>3 084</b>	<b>12 395</b>	<b>58</b>	<b>37</b>	<b>8</b>	<b>7</b>	<b>6</b>	<b>—</b>	<b>—</b>	<b>—</b>	<b>—</b>	<b>—</b>
522	Credit intermediation & related activities	303	2 202	9 002	39	22	7	5	5	—	—	—	—	—
5221	Depository credit intermediation	(C)	(D)	(D)	23	9	6	4	4	—	—	—	—	—
52211	Commercial banking	228	1 618	6 451	22	9	5	4	4	—	—	—	—	—
522110	Commercial banking	228	1 618	6 451	22	9	5	4	4	—	—	—	—	—
<b>53</b>	<b>Real estate &amp; rental &amp; leasing</b>	<b>118</b>	<b>478</b>	<b>1 974</b>	<b>28</b>	<b>18</b>	<b>8</b>	<b>1</b>	<b>1</b>	<b>—</b>	<b>—</b>	<b>—</b>	<b>—</b>	<b>—</b>
<b>54</b>	<b>Professional, scientific &amp; technical services</b>	<b>118</b>	<b>627</b>	<b>2 521</b>	<b>31</b>	<b>24</b>	<b>6</b>	<b>—</b>	<b>1</b>	<b>—</b>	<b>—</b>	<b>—</b>	<b>—</b>	<b>—</b>
541	Professional, scientific & technical services	118	627	2 521	31	24	6	—	1	—	—	—	—	—
<b>55</b>	<b>Management of companies &amp; enterprises</b>	<b>91</b>	<b>711</b>	<b>4 178</b>	<b>4</b>	<b>2</b>	<b>—</b>	<b>—</b>	<b>1</b>	<b>1</b>	<b>—</b>	<b>—</b>	<b>—</b>	<b>—</b>
<b>56</b>	<b>Admin, support, waste mgt, remediation services</b>	<b>638</b>	<b>2 175</b>	<b>10 159</b>	<b>26</b>	<b>12</b>	<b>6</b>	<b>4</b>	<b>2</b>	<b>—</b>	<b>1</b>	<b>1</b>	<b>—</b>	<b>—</b>
561	Administrative & support services	(F)	(D)	(D)	23	12	5	3	2	—	—	1	—	—
5613	Employment services	(E)	(D)	(D)	2	—	—	—	1	—	—	1	—	—
56132	Temporary help services	(E)	(D)	(D)	2	—	—	—	1	—	—	1	—	—
562	Waste management & remediation services	(C)	(D)	(D)	3	—	1	1	—	—	1	—	—	—
5622	Waste treatment & disposal	(C)	(D)	(D)	2	—	—	1	—	—	1	—	—	—
56221	Waste treatment & disposal	(C)	(D)	(D)	2	—	—	1	—	—	1	—	—	—
<b>62</b>	<b>Health care and social assistance</b>	<b>1 077</b>	<b>5 804</b>	<b>25 118</b>	<b>73</b>	<b>38</b>	<b>21</b>	<b>9</b>	<b>2</b>	<b>—</b>	<b>2</b>	<b>1</b>	<b>—</b>	<b>—</b>
621	Ambulatory health care services	277	2 147	10 487	49	26	18	3	2	—	—	—	—	—
6211	Offices of physicians	160	1 463	7 452	22	12	7	1	2	—	—	—	—	—
62111	Offices of physicians	160	1 463	7 452	22	12	7	1	2	—	—	—	—	—
622	Hospitals	(E)	(D)	(D)	1	—	—	—	—	—	—	1	—	—
6221	General medical & surgical hospitals	(E)	(D)	(D)	1	—	—	—	—	—	—	1	—	—
62211	General medical & surgical hospitals	(E)	(D)	(D)	1	—	—	—	—	—	—	1	—	—
623	Nursing & residential care facilities	308	968	3 957	8	1	2	3	—	—	2	—	—	—
6231	Nursing care facilities	270	884	3 572	3	—	—	1	—	—	2	—	—	—
62311	Nursing care facilities	270	884	3 572	3	—	—	1	—	—	2	—	—	—
623110	Nursing care facilities	270	884	3 572	3	—	—	1	—	—	2	—	—	—
<b>71</b>	<b>Arts, entertainment &amp; recreation</b>	<b>75</b>	<b>254</b>	<b>1 436</b>	<b>10</b>	<b>2</b>	<b>5</b>	<b>3</b>	<b>—</b>	<b>—</b>	<b>—</b>	<b>—</b>	<b>—</b>	<b>—</b>
<b>72</b>	<b>Accommodation &amp; food services</b>	<b>810</b>	<b>1 557</b>	<b>6 682</b>	<b>59</b>	<b>21</b>	<b>9</b>	<b>16</b>	<b>11</b>	<b>2</b>	<b>—</b>	<b>—</b>	<b>—</b>	<b>—</b>
722	Food services & drinking places	751	1 364	5 891	48	14	7	15	10	2	—	—	—	—
7221	Full-service restaurants	(E)	(D)	(D)	23	8	3	8	4	—	—	—	—	—
72211	Full-service restaurants	(E)	(D)	(D)	23	8	3	8	4	—	—	—	—	—
7222	Limited-service eating places	469	818	3 527	22	5	3	6	6	2	—	—	—	—
72221	Limited-service eating places	469	818	3 527	22	5	3	6	6	2	—	—	—	—

See footnotes at end of table.

**Table 6. Counties—Employees, Payroll, and Establishments by Industry: 2000—Con.**

[Excludes most government employees, railroad employees, and self-employed persons. Size class 1 to 4 includes establishments with payroll, but no employees, during mid-March pay period. (D) denotes figures withheld to avoid disclosing data for individual companies; the data are included in broader industry totals. Detailed industries with 100 or more employees are shown if industry was not a (D). For explanation of terms, abbreviations, and data reliability/comparability, see introductory text]

NAICS code	Industry	Number of employees for week including March 12	Payroll (\$1,000)		Total number of establishments	Number of establishments by employment-size class								
			First quarter	Annual		1 to 4	5 to 9	10 to 19	20 to 49	50 to 99	100 to 249	250 to 499	500 to 999	1,000 or more
<b>OBION—Con.</b>														
81	<b>Other services (except public administration)</b>	460	1 321	5 384	96	68	16	8	3	1	—	—	—	—
812	Personal & laundry services	121	261	1 038	21	12	6	1	2	—	—	—	—	—
813	Religious, grantmaking, civic, prof & like organizations	243	618	2 638	48	35	7	4	1	1	—	—	—	—
8131	Religious organizations	213	530	2 273	40	30	4	4	1	1	—	—	—	—
81311	Religious organizations	213	530	2 273	40	30	4	4	1	1	—	—	—	—
813110	Religious organizations	213	530	2 273	40	30	4	4	1	1	—	—	—	—
95	<b>Auxiliaries (exc corporate, subsidiary &amp; regional mgt)</b>	(A)	(D)	(D)	1	—	1	—	—	—	—	—	—	—
99	<b>Unclassified establishments</b>	9	15	189	6	5	1	—	—	—	—	—	—	—
<b>OVERTON</b>														
	<b>Total</b>	3 577	17 832	74 213	301	179	43	42	24	7	5	1	—	—
11	<b>Forestry, fishing, hunting, and agriculture support</b>	9	45	183	4	4	—	—	—	—	—	—	—	—
21	<b>Mining</b>	(B)	(D)	(D)	2	1	—	—	1	—	—	—	—	—
22	<b>Utilities</b>	(B)	(D)	(D)	1	—	—	—	1	—	—	—	—	—
23	<b>Construction</b>	192	939	4 222	32	21	8	1	1	1	—	—	—	—
31-33	<b>Manufacturing</b>	1 380	7 471	30 225	30	6	5	5	7	3	3	1	—	—
315	Apparel manufacturing	(C)	(D)	(D)	3	1	—	—	1	—	1	—	—	—
3152	Cut & sew apparel mfg	(C)	(D)	(D)	3	1	—	—	1	—	1	—	—	—
31521	Cut & sew apparel contractors	(C)	(D)	(D)	2	1	—	—	—	—	1	—	—	—
326	Plastics & rubber products mfg	293	1 899	7 174	3	—	—	—	1	1	1	—	—	—
3261	Plastics product mfg	293	1 899	7 174	3	—	—	—	1	1	1	—	—	—
32619	Other plastics product mfg	(C)	(D)	(D)	2	—	—	—	1	—	1	—	—	—
336	Transportation equipment mfg	(E)	(D)	(D)	1	—	—	—	—	—	—	1	—	—
3363	Motor vehicle parts mfg	(E)	(D)	(D)	1	—	—	—	—	—	—	1	—	—
33631	Motor vehicle gas engine & engine parts mfg	(E)	(D)	(D)	1	—	—	—	—	—	—	1	—	—
337	Furniture & related product mfg	154	554	1 877	3	—	1	—	—	2	—	—	—	—
339	Miscellaneous mfg	158	1 056	5 221	3	—	—	1	1	—	1	—	—	—
3399	Other miscellaneous mfg	158	1 056	5 221	3	—	—	1	1	—	1	—	—	—
33999	All other misc mfg	(C)	(D)	(D)	2	—	—	1	—	—	1	—	—	—
42	<b>Wholesale trade</b>	73	427	1 817	11	4	4	3	—	—	—	—	—	—
44-45	<b>Retail trade</b>	482	1 654	7 380	63	33	14	10	5	1	—	—	—	—
445	Food & beverage stores	162	445	1 900	11	5	2	—	3	1	—	—	—	—
4451	Grocery stores	162	445	1 900	11	5	2	—	3	1	—	—	—	—
44511	Grocery (except convenience) stores	(C)	(D)	(D)	10	5	1	—	3	1	—	—	—	—
48-49	<b>Transportation &amp; warehousing</b>	50	242	961	11	9	—	2	—	—	—	—	—	—
51	<b>Information</b>	45	135	501	6	2	2	2	—	—	—	—	—	—
52	<b>Finance &amp; insurance</b>	129	1 292	4 646	15	9	1	2	3	—	—	—	—	—
522	Credit intermediation & related activities	112	1 166	4 110	10	5	1	1	3	—	—	—	—	—
5221	Depository credit intermediation	104	1 102	3 940	7	2	1	1	3	—	—	—	—	—
52211	Commercial banking	104	1 102	3 940	7	2	1	1	3	—	—	—	—	—
522110	Commercial banking	104	1 102	3 940	7	2	1	1	3	—	—	—	—	—
53	<b>Real estate &amp; rental &amp; leasing</b>	14	37	207	8	8	—	—	—	—	—	—	—	—
54	<b>Professional, scientific &amp; technical services</b>	61	302	1 367	19	17	—	2	—	—	—	—	—	—
56	<b>Admin, support, waste mgt, remediation services</b>	(B)	(D)	(D)	5	3	—	1	—	1	—	—	—	—
61	<b>Educational services</b>	(A)	(D)	(D)	1	1	—	—	—	—	—	—	—	—
62	<b>Health care and social assistance</b>	597	3 440	14 397	32	18	3	7	2	—	2	—	—	—
621	Ambulatory health care services	130	759	3 161	17	9	2	5	1	—	—	—	—	—
622	Hospitals	(C)	(D)	(D)	1	—	—	—	—	—	1	—	—	—
6221	General medical & surgical hospitals	(C)	(D)	(D)	1	—	—	—	—	—	1	—	—	—
62211	General medical & surgical hospitals	(C)	(D)	(D)	1	—	—	—	—	—	1	—	—	—
623	Nursing & residential care facilities	(C)	(D)	(D)	1	—	—	—	—	—	1	—	—	—
6231	Nursing care facilities	(C)	(D)	(D)	1	—	—	—	—	—	1	—	—	—
62311	Nursing care facilities	(C)	(D)	(D)	1	—	—	—	—	—	1	—	—	—
71	<b>Arts, entertainment &amp; recreation</b>	14	30	210	4	3	1	—	—	—	—	—	—	—
72	<b>Accommodation &amp; food services</b>	250	467	2 319	23	14	—	4	4	1	—	—	—	—
722	Food services & drinking places	243	452	2 156	18	9	—	4	4	1	—	—	—	—
7222	Limited-service eating places	200	372	1 628	9	2	—	2	4	1	—	—	—	—
72221	Limited-service eating places	200	372	1 628	9	2	—	2	4	1	—	—	—	—
81	<b>Other services (except public administration)</b>	114	383	1 627	34	26	5	3	—	—	—	—	—	—

See footnotes at end of table.



**Table 6. Counties—Employees, Payroll, and Establishments by Industry: 2000—Con.**

[Excludes most government employees, railroad employees, and self-employed persons. Size class 1 to 4 includes establishments with payroll, but no employees, during mid-March pay period. (D) denotes figures withheld to avoid disclosing data for individual companies; the data are included in broader industry totals. Detailed industries with 100 or more employees are shown if industry was not a (D). For explanation of terms, abbreviations, and data reliability/comparability, see introductory text]

NAICS code	Industry	Number of employees for week including March 12	Payroll (\$1,000)		Total number of establishments	Number of establishments by employment-size class								
			First quarter	Annual		1 to 4	5 to 9	10 to 19	20 to 49	50 to 99	100 to 249	250 to 499	500 to 999	1,000 or more
<b>PERRY</b>														
	<b>Total</b> .....	<b>2 785</b>	<b>14 742</b>	<b>58 226</b>	<b>113</b>	<b>57</b>	<b>32</b>	<b>9</b>	<b>11</b>	<b>1</b>	<b>1</b>	<b>-</b>	<b>1</b>	<b>1</b>
11	Forestry, fishing, hunting, and agriculture support .....	(A)	(D)	(D)	1	1	-	-	-	-	-	-	-	-
21	Mining .....	30	248	1 336	3	1	1	-	1	-	-	-	-	-
22	Utilities .....	(A)	(D)	(D)	1	-	-	1	-	-	-	-	-	-
23	Construction .....	64	489	1 181	9	6	2	-	1	-	-	-	-	-
31-33	Manufacturing .....	1 912	10 359	41 477	11	3	3	-	3	-	-	-	1	1
326	Plastics & rubber products mfg .....	(G)	(D)	(D)	2	1	-	-	-	-	-	-	-	1
3262	Rubber product mfg .....	(G)	(D)	(D)	2	1	-	-	-	-	-	-	-	1
32629	Other rubber product mfg .....	(G)	(D)	(D)	2	1	-	-	-	-	-	-	-	1
332	Fabricated metal product mfg .....	(F)	(D)	(D)	2	-	1	-	-	-	-	-	1	-
3325	Hardware mfg .....	(F)	(D)	(D)	1	-	-	-	-	-	-	-	1	-
33251	Hardware mfg .....	(F)	(D)	(D)	1	-	-	-	-	-	-	-	1	-
42	Wholesale trade .....	(B)	(D)	(D)	1	-	-	-	1	-	-	-	-	-
44-45	Retail trade .....	111	336	1 430	20	11	6	2	1	-	-	-	-	-
48-49	Transportation & warehousing .....	60	342	1 380	8	3	3	2	-	-	-	-	-	-
51	Information .....	(A)	(D)	(D)	1	-	1	-	-	-	-	-	-	-
52	Finance & insurance .....	30	228	796	9	7	1	1	-	-	-	-	-	-
53	Real estate & rental & leasing .....	12	21	109	6	5	1	-	-	-	-	-	-	-
54	Professional, scientific & technical services .....	10	30	76	5	4	1	-	-	-	-	-	-	-
56	Admin, support, waste mgt, remediation services .....	62	340	1 041	6	4	-	-	2	-	-	-	-	-
62	Health care and social assistance .....	381	1 857	7 732	16	2	8	2	2	1	1	-	-	-
621	Ambulatory health care services .....	217	1 048	4 560	10	-	6	2	1	-	1	-	-	-
6216	Home health care services .....	160	656	3 105	3	-	1	-	1	-	1	-	-	-
62161	Home health care services .....	160	656	3 105	3	-	1	-	1	-	1	-	-	-
621610	Home health care services .....	160	656	3 105	3	-	1	-	1	-	1	-	-	-
72	Accommodation & food services .....	26	42	173	3	-	2	1	-	-	-	-	-	-
81	Other services (except public administration) .....	22	70	320	10	8	2	-	-	-	-	-	-	-
99	Unclassified establishments .....	(A)	(D)	(D)	3	2	1	-	-	-	-	-	-	-
<b>PICKETT</b>														
	<b>Total</b> .....	<b>1 078</b>	<b>4 563</b>	<b>19 538</b>	<b>78</b>	<b>44</b>	<b>11</b>	<b>9</b>	<b>10</b>	<b>2</b>	<b>2</b>	<b>-</b>	<b>-</b>	<b>-</b>
11	Forestry, fishing, hunting, and agriculture support .....	18	49	174	4	3	-	1	-	-	-	-	-	-
22	Utilities .....	(A)	(D)	(D)	1	-	1	-	-	-	-	-	-	-
23	Construction .....	72	296	1 194	7	3	2	1	1	-	-	-	-	-
31-33	Manufacturing .....	607	3 014	12 220	11	2	-	3	3	1	2	-	-	-
315	Apparel manufacturing .....	(E)	(D)	(D)	2	-	-	-	-	1	1	-	-	-
3152	Cut & sew apparel mfg .....	(E)	(D)	(D)	2	-	-	-	-	1	1	-	-	-
31529	Other cut & sew apparel mfg .....	(C)	(D)	(D)	1	-	-	-	-	-	1	-	-	-
326	Plastics & rubber products mfg .....	(C)	(D)	(D)	1	-	-	-	-	-	1	-	-	-
3262	Rubber product mfg .....	(C)	(D)	(D)	1	-	-	-	-	-	1	-	-	-
32622	Rubber & plastics hoses & belting mfg .....	(C)	(D)	(D)	1	-	-	-	-	-	1	-	-	-
42	Wholesale trade .....	(A)	(D)	(D)	1	-	-	1	-	-	-	-	-	-
44-45	Retail trade .....	97	255	1 391	19	12	4	2	1	-	-	-	-	-
51	Information .....	(A)	(D)	(D)	1	1	-	-	-	-	-	-	-	-
52	Finance & insurance .....	32	196	937	5	3	1	-	1	-	-	-	-	-
53	Real estate & rental & leasing .....	(B)	(D)	(D)	3	1	-	1	1	-	-	-	-	-
54	Professional, scientific & technical services .....	5	13	56	3	3	-	-	-	-	-	-	-	-
62	Health care and social assistance .....	(B)	(D)	(D)	4	1	1	-	1	1	-	-	-	-
71	Arts, entertainment & recreation .....	(B)	(D)	(D)	3	2	-	-	1	-	-	-	-	-
72	Accommodation & food services .....	42	66	344	7	4	2	-	1	-	-	-	-	-
81	Other services (except public administration) .....	10	34	139	9	9	-	-	-	-	-	-	-	-

See footnotes at end of table.

**Table 6. Counties—Employees, Payroll, and Establishments by Industry: 2000—Con.**

[Excludes most government employees, railroad employees, and self-employed persons. Size class 1 to 4 includes establishments with payroll, but no employees, during mid-March pay period. (D) denotes figures withheld to avoid disclosing data for individual companies; the data are included in broader industry totals. Detailed industries with 100 or more employees are shown if industry was not a (D). For explanation of terms, abbreviations, and data reliability/comparability, see introductory text]

NAICS code	Industry	Number of employees for week including March 12	Payroll (\$1,000)		Total number of establishments	Number of establishments by employment-size class								
			First quarter	Annual		1 to 4	5 to 9	10 to 19	20 to 49	50 to 99	100 to 249	250 to 499	500 to 999	1,000 or more
<b>POLK</b>														
	<b>Total</b> .....	<b>2 034</b>	<b>8 883</b>	<b>39 972</b>	<b>260</b>	<b>169</b>	<b>52</b>	<b>17</b>	<b>15</b>	<b>3</b>	<b>4</b>	-	-	-
11	<b>Forestry, fishing, hunting, and agriculture support</b> .....	16	72	336	4	2	2	-	-	-	-	-	-	-
21	<b>Mining</b> .....	(A)	(D)	(D)	1	-	-	1	-	-	-	-	-	-
22	<b>Utilities</b> .....	(B)	(D)	(D)	4	2	2	-	-	-	-	-	-	-
23	<b>Construction</b> .....	61	204	1 024	25	23	1	1	-	-	-	-	-	-
31-33	<b>Manufacturing</b> .....	508	2 282	9 643	16	5	1	1	6	2	1	-	-	-
314	Textile product mills .....	(C)	(D)	(D)	2	-	-	-	1	-	1	-	-	-
3149	Other textile product mills .....	(C)	(D)	(D)	2	-	-	-	1	-	1	-	-	-
31499	All other textile product mills .....	(C)	(D)	(D)	2	-	-	-	1	-	1	-	-	-
315	Apparel manufacturing .....	(C)	(D)	(D)	2	-	-	-	1	1	-	-	-	-
3152	Cut & sew apparel mfg .....	(C)	(D)	(D)	2	-	-	-	1	1	-	-	-	-
31521	Cut & sew apparel contractors .....	(C)	(D)	(D)	2	-	-	-	1	1	-	-	-	-
42	<b>Wholesale trade</b> .....	22	158	739	7	5	1	1	-	-	-	-	-	-
44-45	<b>Retail trade</b> .....	345	1 248	4 751	52	31	12	5	3	1	-	-	-	-
445	Food & beverage stores .....	108	347	1 284	8	5	1	-	1	1	-	-	-	-
4451	Grocery stores .....	(C)	(D)	(D)	6	3	1	-	1	1	-	-	-	-
44511	Grocery (except convenience) stores .....	102	334	1 226	4	1	1	-	1	1	-	-	-	-
445110	Grocery (except convenience) stores .....	102	334	1 226	4	1	1	-	1	1	-	-	-	-
48-49	<b>Transportation &amp; warehousing</b> .....	44	280	1 334	6	4	-	1	1	-	-	-	-	-
51	<b>Information</b> .....	36	187	722	7	2	5	-	-	-	-	-	-	-
52	<b>Finance &amp; insurance</b> .....	154	858	3 512	16	7	5	2	2	-	-	-	-	-
522	Credit intermediation & related activities .....	140	782	3 205	12	4	4	2	2	-	-	-	-	-
5221	Depository credit intermediation .....	(C)	(D)	(D)	11	4	3	2	2	-	-	-	-	-
52211	Commercial banking .....	(C)	(D)	(D)	9	4	2	1	2	-	-	-	-	-
53	<b>Real estate &amp; rental &amp; leasing</b> .....	13	49	296	5	4	1	-	-	-	-	-	-	-
54	<b>Professional, scientific &amp; technical services</b> .....	(B)	(D)	(D)	6	4	2	-	-	-	-	-	-	-
55	<b>Management of companies &amp; enterprises</b> .....	(C)	(D)	(D)	1	-	-	-	-	-	1	-	-	-
551	Management of companies & enterprises .....	(C)	(D)	(D)	1	-	-	-	-	-	1	-	-	-
5511	Management of companies & enterprises .....	(C)	(D)	(D)	1	-	-	-	-	-	1	-	-	-
55111	Management of companies & enterprises .....	(C)	(D)	(D)	1	-	-	-	-	-	1	-	-	-
56	<b>Admin, support, waste mgt, remediation services</b> .....	40	124	632	10	9	-	-	1	-	-	-	-	-
61	<b>Educational services</b> .....	(A)	(D)	(D)	3	2	1	-	-	-	-	-	-	-
62	<b>Health care and social assistance</b> .....	302	1 494	6 433	20	12	5	1	-	-	2	-	-	-
622	Hospitals .....	(C)	(D)	(D)	1	-	-	-	-	-	1	-	-	-
6221	General medical & surgical hospitals .....	(C)	(D)	(D)	1	-	-	-	-	-	1	-	-	-
62211	General medical & surgical hospitals .....	(C)	(D)	(D)	1	-	-	-	-	-	1	-	-	-
623	Nursing & residential care facilities .....	(C)	(D)	(D)	1	-	-	-	-	-	1	-	-	-
6231	Nursing care facilities .....	(C)	(D)	(D)	1	-	-	-	-	-	1	-	-	-
62311	Nursing care facilities .....	(C)	(D)	(D)	1	-	-	-	-	-	1	-	-	-
71	<b>Arts, entertainment &amp; recreation</b> .....	54	138	2 181	14	9	5	-	-	-	-	-	-	-
72	<b>Accommodation &amp; food services</b> .....	(C)	(D)	(D)	17	8	4	3	2	-	-	-	-	-
722	Food services & drinking places .....	135	268	1 521	15	6	4	3	2	-	-	-	-	-
81	<b>Other services (except public administration)</b> .....	101	228	973	42	36	5	1	-	-	-	-	-	-
99	<b>Unclassified establishments</b> .....	-	-	11	4	4	-	-	-	-	-	-	-	-
<b>PUTNAM</b>														
	<b>Total</b> .....	<b>28 229</b>	<b>157 973</b>	<b>666 181</b>	<b>1 716</b>	<b>900</b>	<b>357</b>	<b>190</b>	<b>180</b>	<b>49</b>	<b>27</b>	<b>5</b>	<b>5</b>	<b>3</b>
11	<b>Forestry, fishing, hunting, and agriculture support</b> .....	14	39	181	5	5	-	-	-	-	-	-	-	-
21	<b>Mining</b> .....	69	357	1 634	6	2	1	2	1	-	-	-	-	-
22	<b>Utilities</b> .....	(B)	(D)	(D)	2	-	1	-	1	-	-	-	-	-

See footnotes at end of table.

**Table 6. Counties—Employees, Payroll, and Establishments by Industry: 2000—Con.**

[Excludes most government employees, railroad employees, and self-employed persons. Size class 1 to 4 includes establishments with payroll, but no employees, during mid-March pay period. (D) denotes figures withheld to avoid disclosing data for individual companies; the data are included in broader industry totals. Detailed industries with 100 or more employees are shown if industry was not a (D). For explanation of terms, abbreviations, and data reliability/comparability, see introductory text]

NAICS code	Industry	Number of employees for week including March 12	Payroll (\$1,000)		Total number of establishments	Number of establishments by employment-size class								
			First quarter	Annual		1 to 4	5 to 9	10 to 19	20 to 49	50 to 99	100 to 249	250 to 499	500 to 999	1,000 or more
<b>PUTNAM—Con.</b>														
<b>23</b>	<b>Construction</b>	<b>1 365</b>	<b>7 486</b>	<b>34 681</b>	<b>140</b>	<b>77</b>	<b>30</b>	<b>19</b>	<b>9</b>	<b>3</b>	<b>2</b>			
233	Building, developing & general contracting	290	1 674	7 129	45	28	9	6	1	1				
2332	Residential building construction	(C)	(D)	(D)	37	25	7	4	1					
23321	Single-family housing construction	165	752	3 016	36	24	7	4	1					
233210	Single-family housing construction	165	752	3 016	36	24	7	4	1					
2333	Nonresidential building construction	(C)	(D)	(D)	7	3	1	2		1				
23331	Mfg & industrial building construction	101	806	3 413	3		1	1		1				
233310	Mfg & industrial building construction	101	806	3 413	3		1	1		1				
234	Heavy construction	305	1 401	7 506	14	5	4	1	3		1			
2349	Other heavy construction	299	1 389	7 363	11	2	4	1	3		1			
23491	Water, sewer & pipeline construction	(C)	(D)	(D)	4		1	1	2					
23499	All other heavy construction	185	808	3 916	6	2	2		1		1			
234990	All other heavy construction	185	808	3 916	6	2	2		1		1			
235	Special trade contractors	770	4 411	20 046	81	44	17	12	5	2	1			
2351	Plumbing, heating & AC contractor	330	2 129	8 672	18	7	6	2	1	1	1			
23511	Plumbing, heating & AC contractor	330	2 129	8 672	18	7	6	2	1	1	1			
235110	Plumbing, heating & AC contractor	330	2 129	8 672	18	7	6	2	1	1	1			
2353	Electrical contractors	163	1 031	5 680	11	6		2	2	1				
23531	Electrical contractors	163	1 031	5 680	11	6		2	2	1				
235310	Electrical contractors	163	1 031	5 680	11	6		2	2	1				
<b>31-33</b>	<b>Manufacturing</b>	<b>9 008</b>	<b>60 104</b>	<b>235 914</b>	<b>135</b>	<b>48</b>	<b>15</b>	<b>18</b>	<b>27</b>	<b>11</b>	<b>7</b>	<b>5</b>	<b>2</b>	<b>2</b>
311	Food mfg	(H)	(D)	(D)	6	3	1							2
3113	Sugar & confectionery product mfg	(G)	(D)	(D)	1									1
31133	Confectionery mfg from purchased chocolate	(G)	(D)	(D)	1									1
3116	Animal slaughtering & processing	(G)	(D)	(D)	3	1	1							1
31161	Animal slaughtering & processing	(G)	(D)	(D)	3	1	1							1
315	Apparel manufacturing	(C)	(D)	(D)	3	2					1			
3152	Cut & sew apparel mfg	(C)	(D)	(D)	3	2					1			
31521	Cut & sew apparel contractors	(C)	(D)	(D)	2	1					1			
321	Wood product mfg	425	2 507	10 755	18	6	2	3	5	1	1			
3219	Other wood product mfg	(E)	(D)	(D)	11	3	1	3	3		1			
32191	Millwork	172	1 077	4 310	3			1	1		1			
322	Paper mfg	(C)	(D)	(D)	3	1			1	1				
3222	Converted paper product mfg	(C)	(D)	(D)	3	1			1	1				
326	Plastics & rubber products mfg	348	2 049	8 395	11	2	2	1	4	1	1			
3261	Plastics product mfg	348	2 049	8 395	11	2	2	1	4	1	1			
32615	Foam product (exc polystyrene) mfg	123	926	3 608	3			1	1	1				
326150	Foam product (exc polystyrene) mfg	123	926	3 608	3			1	1	1				
32619	Other plastics product mfg	160	799	3 608	4	1			2		1			
326199	All other plastics product mfg	160	799	3 608	4	1			2		1			
331	Primary metal mfg	(C)	(D)	(D)	2				1	1				
332	Fabricated metal product mfg	948	7 859	31 518	29	9	4	7	3	4	1	1		
3321	Forging & stamping	(C)	(D)	(D)	3	1				2				
33211	Forging & stamping	(C)	(D)	(D)	3	1				2				
3325	Hardware mfg	(C)	(D)	(D)	2	1					1			
33251	Hardware mfg	(C)	(D)	(D)	2	1					1			
3327	Mach shops, turn prod, screw, nut, bolt mfg	212	2 266	8 429	8	1	2	2	1	2				
33271	Machine shops	(C)	(D)	(D)	6	1	2	1		2				
3329	Other fabricated metal product mfg	357	3 193	12 621	5	1	1	1	1			1		
33291	Metal valve mfg	(E)	(D)	(D)	1							1		
333	Machinery mfg	1 171	8 373	31 857	16	3	2	4	4	1		2		
3333	Commercial & service industry machinery mfg	(E)	(D)	(D)	3	1		1				1		
33331	Commercial & service industry machinery mfg	(E)	(D)	(D)	3	1		1				1		
3334	HVAC & commercial refrigeration equipment mfg	(E)	(D)	(D)	1							1		
33341	HVAC & commercial refrigeration equipment mfg	(E)	(D)	(D)	1							1		
3335	Metalworking machinery mfg	125	1 099	4 159	4			2	1	1				
33351	Metalworking machinery mfg	125	1 099	4 159	4			2	1	1				
335	Electrical equip, appliance & component mfg	359	2 547	9 839	7	3	1	2				1		
3352	Household appliance mfg	(E)	(D)	(D)	3	1		1				1		
33521	Small electrical appliance mfg	(E)	(D)	(D)	3	1		1				1		
336	Transportation equipment mfg	1 713	14 154	55 396	6	1			1		1	1	2	
3363	Motor vehicle parts mfg	1 713	14 154	55 396	6	1			1		1	1	2	
33637	Motor vehicle metal stamping	(C)	(D)	(D)	1						1			
33639	Other motor vehicle parts mfg	(G)	(D)	(D)	3							1	2	
337	Furniture & related product mfg	271	1 590	5 967	13	8	1		2	1	1			
3371	HH & institutional furniture & kitchen cabinet mfg	(E)	(D)	(D)	12	7	1		2	1	1			
33712	Household & institutional furniture mfg	252	1 458	5 211	7	3			2	1	1			
339	Miscellaneous mfg	288	1 455	6 084	8	3	1	1	1	1	1			
3399	Other miscellaneous mfg	(E)	(D)	(D)	5	2		1		1	1			
33992	Sporting & athletic goods mfg	(C)	(D)	(D)	1						1			

See footnotes at end of table.

**Table 6. Counties—Employees, Payroll, and Establishments by Industry: 2000—Con.**

[Excludes most government employees, railroad employees, and self-employed persons. Size class 1 to 4 includes establishments with payroll, but no employees, during mid-March pay period. (D) denotes figures withheld to avoid disclosing data for individual companies; the data are included in broader industry totals. Detailed industries with 100 or more employees are shown if industry was not a (D). For explanation of terms, abbreviations, and data reliability/comparability, see introductory text]

NAICS code	Industry	Number of employees for week including March 12	Payroll (\$1,000)		Total number of establishments	Number of establishments by employment-size class								
			First quarter	Annual		1 to 4	5 to 9	10 to 19	20 to 49	50 to 99	100 to 249	250 to 499	500 to 999	1,000 or more
<b>PUTNAM—Con.</b>														
<b>42</b>	<b>Wholesale trade</b> .....	<b>1 165</b>	<b>8 679</b>	<b>36 872</b>	<b>93</b>	<b>44</b>	<b>20</b>	<b>12</b>	<b>11</b>	<b>5</b>	<b>1</b>	—	—	—
421	Wholesale trade, durable goods .....	558	4 183	18 256	64	33	13	10	6	2	—	—	—	—
4211	Motor vehicle, motor vehicle pt & supply whsle . . .	162	1 154	5 246	14	5	5	1	2	1	—	—	—	—
42112	Motor vehicle supplies & new parts whsle . . . . .	116	996	4 205	6	1	2	1	1	1	—	—	—	—
421120	Motor vehicle supplies & new parts whsle . . . . .	116	996	4 205	6	1	2	1	1	1	—	—	—	—
4218	Machinery, equipment & supplies whsle .....	152	1 567	6 478	20	10	4	4	2	—	—	—	—	—
422	Wholesale trade, nondurable goods .....	607	4 496	18 616	29	11	7	2	5	3	1	—	—	—
4224	Grocery & related product whsle .....	318	2 841	12 038	8	2	1	1	1	2	1	—	—	—
42242	Packaged frozen food whsle .....	(C)	(D)	(D)	1	—	—	—	—	—	1	—	—	—
42249	Other grocery & related products whsle .....	158	1 698	6 555	4	1	1	—	—	2	—	—	—	—
422490	Other grocery & related products whsle .....	158	1 698	6 555	4	1	1	—	—	2	—	—	—	—
<b>44-45</b>	<b>Retail trade</b> .....	<b>4 315</b>	<b>18 169</b>	<b>76 788</b>	<b>394</b>	<b>192</b>	<b>116</b>	<b>40</b>	<b>34</b>	<b>6</b>	<b>5</b>	—	<b>1</b>	—
441	Motor vehicle & parts dealers .....	488	3 482	14 248	45	21	11	7	4	2	—	—	—	—
4411	Automobile dealers .....	287	2 452	9 822	15	9	—	1	3	2	—	—	—	—
44111	New car dealers .....	279	2 388	9 620	9	3	—	1	3	2	—	—	—	—
441110	New car dealers .....	279	2 388	9 620	9	3	—	1	3	2	—	—	—	—
4413	Automotive parts, accessories & tire stores .....	159	843	3 589	23	10	7	5	1	—	—	—	—	—
44131	Automotive parts, accessories & tire stores .....	126	627	2 631	20	10	6	3	1	—	—	—	—	—
441310	Automotive parts, accessories & tire stores .....	126	627	2 631	20	10	6	3	1	—	—	—	—	—
442	Furniture & home furnishing stores .....	166	735	2 988	28	19	3	4	2	—	—	—	—	—
4421	Furniture stores .....	119	524	2 161	14	8	1	3	2	—	—	—	—	—
44211	Furniture stores .....	119	524	2 161	14	8	1	3	2	—	—	—	—	—
442110	Furniture stores .....	119	524	2 161	14	8	1	3	2	—	—	—	—	—
444	Bldg material & garden equip & supp dealers .....	482	2 093	9 952	40	15	16	3	5	—	1	—	—	—
4441	Building material & supplies dealers .....	419	1 869	8 930	32	13	12	2	4	—	1	—	—	—
44411	Home centers .....	(C)	(D)	(D)	4	1	—	—	2	—	1	—	—	—
44419	Other building material dealers .....	138	812	3 888	17	5	9	1	2	—	—	—	—	—
444190	Other building material dealers .....	138	812	3 888	17	5	9	1	2	—	—	—	—	—
445	Food & beverage stores .....	645	2 119	8 945	34	17	4	4	5	2	2	—	—	—
4451	Grocery stores .....	579	1 695	7 150	28	14	3	4	3	2	2	—	—	—
44511	Grocery (except convenience) stores .....	563	1 661	6 943	22	9	2	4	3	2	2	—	—	—
445110	Grocery (except convenience) stores .....	563	1 661	6 943	22	9	2	4	3	2	2	—	—	—
446	Health & personal care stores .....	218	1 050	4 591	28	11	10	4	3	—	—	—	—	—
4461	Health & personal care stores .....	218	1 050	4 591	28	11	10	4	3	—	—	—	—	—
44611	Pharmacies & drug stores .....	114	582	2 608	13	4	5	2	2	—	—	—	—	—
446110	Pharmacies & drug stores .....	114	582	2 608	13	4	5	2	2	—	—	—	—	—
447	Gasoline stations .....	354	1 103	4 648	57	27	23	3	4	—	—	—	—	—
4471	Gasoline stations .....	354	1 103	4 648	57	27	23	3	4	—	—	—	—	—
44711	Gasoline stations with convenience stores .....	296	885	3 653	41	17	18	2	4	—	—	—	—	—
447110	Gasoline stations with convenience stores .....	296	885	3 653	41	17	18	2	4	—	—	—	—	—
448	Clothing & clothing accessories stores .....	360	1 002	4 050	43	24	13	3	2	—	1	—	—	—
4481	Clothing stores .....	273	750	3 060	24	13	6	2	2	—	1	—	—	—
44814	Family clothing stores .....	190	549	2 215	6	3	—	—	2	—	1	—	—	—
448140	Family clothing stores .....	190	549	2 215	6	3	—	—	2	—	1	—	—	—
451	Sporting goods, hobby, book & music stores .....	164	397	1 595	27	14	8	4	1	—	—	—	—	—
452	General merchandise stores .....	861	3 718	14 612	15	1	7	1	3	1	1	—	1	—
4521	Department stores .....	(C)	(D)	(D)	2	—	—	—	—	1	1	—	—	—
45211	Department stores .....	(C)	(D)	(D)	2	—	—	—	—	1	1	—	—	—
4529	Other general merchandise stores .....	(F)	(D)	(D)	13	1	7	1	3	—	—	—	1	—
45291	Warehouse clubs & superstores .....	(F)	(D)	(D)	1	—	—	—	—	—	—	—	1	—
45299	All other general merchandise stores .....	(C)	(D)	(D)	12	1	7	1	3	—	—	—	—	—
453	Miscellaneous store retailers .....	345	1 314	6 469	48	27	14	3	4	—	—	—	—	—
4539	Other miscellaneous store retailers .....	172	865	4 437	23	10	10	2	1	—	—	—	—	—
454	Nonstore retailers .....	137	668	2 698	17	10	5	1	—	1	—	—	—	—
<b>48-49</b>	<b>Transportation &amp; warehousing</b> .....	<b>1 227</b>	<b>10 847</b>	<b>46 878</b>	<b>48</b>	<b>25</b>	<b>10</b>	<b>7</b>	<b>4</b>	—	<b>1</b>	—	<b>1</b>	—
484	Truck transportation .....	1 110	10 160	44 093	35	19	8	4	2	—	1	—	1	—
4841	General freight trucking .....	1 068	9 918	42 793	23	11	5	3	2	—	1	—	1	—
48412	General freight trucking, long-distance .....	1 022	9 758	41 887	16	5	5	3	1	—	1	—	1	—
484122	General freight trucking, long-distance, LTL .....	954	9 271	39 908	6	—	2	2	—	—	1	—	1	—
<b>51</b>	<b>Information</b> .....	<b>362</b>	<b>2 391</b>	<b>10 408</b>	<b>24</b>	<b>12</b>	<b>2</b>	<b>2</b>	<b>7</b>	<b>1</b>	—	—	—	—
513	Broadcasting & telecommunications .....	227	1 701	7 209	16	8	1	2	5	—	—	—	—	—
5133	Telecommunications .....	124	1 203	5 013	10	6	—	2	2	—	—	—	—	—
<b>52</b>	<b>Finance &amp; insurance</b> .....	<b>704</b>	<b>5 428</b>	<b>22 194</b>	<b>92</b>	<b>55</b>	<b>21</b>	<b>7</b>	<b>8</b>	<b>1</b>	—	—	—	—
522	Credit intermediation & related activities .....	420	3 018	12 012	46	24	12	5	4	1	—	—	—	—
5221	Depository credit intermediation .....	(E)	(D)	(D)	25	10	6	5	4	—	—	—	—	—
52211	Commercial banking .....	274	2 166	8 288	23	9	6	4	4	—	—	—	—	—
522110	Commercial banking .....	274	2 166	8 288	23	9	6	4	4	—	—	—	—	—
524	Insurance carriers & related activities .....	254	1 736	7 445	37	24	8	1	4	—	—	—	—	—
5241	Insurance carriers .....	122	767	3 128	8	3	2	—	3	—	—	—	—	—
5242	Agencies & other insurance related activities .....	132	969	4 317	29	21	6	1	1	—	—	—	—	—
52421	Insurance agencies & brokerages .....	132	969	4 317	29	21	6	1	1	—	—	—	—	—
524210	Insurance agencies & brokerages .....	132	969	4 317	29	21	6	1	1	—	—	—	—	—
<b>53</b>	<b>Real estate &amp; rental &amp; leasing</b> .....	<b>184</b>	<b>615</b>	<b>2 676</b>	<b>57</b>	<b>45</b>	<b>8</b>	<b>3</b>	<b>1</b>	—	—	—	—	—

See footnotes at end of table.

**Table 6. Counties—Employees, Payroll, and Establishments by Industry: 2000—Con.**

[Excludes most government employees, railroad employees, and self-employed persons. Size class 1 to 4 includes establishments with payroll, but no employees, during mid-March pay period. (D) denotes figures withheld to avoid disclosing data for individual companies; the data are included in broader industry totals. Detailed industries with 100 or more employees are shown if industry was not a (D). For explanation of terms, abbreviations, and data reliability/comparability, see introductory text]

NAICS code	Industry	Number of employees for week including March 12	Payroll (\$1,000)		Total number of establishments	Number of establishments by employment-size class									
			First quarter	Annual		1 to 4	5 to 9	10 to 19	20 to 49	50 to 99	100 to 249	250 to 499	500 to 999	1,000 or more	
<b>PUTNAM—Con.</b>															
<b>54</b>	<b>Professional, scientific &amp; technical services</b>	<b>775</b>	<b>4 666</b>	<b>19 304</b>	<b>134</b>	<b>90</b>	<b>26</b>	<b>10</b>	<b>6</b>	<b>1</b>	<b>1</b>				
541	Professional, scientific & technical services	775	4 666	19 304	134	90	26	10	6	1	1				
5411	Legal services	117	895	3 742	33	25	4	4							
54111	Offices of lawyers	(C)	(D)	(D)	31	23	4	4							
5412	Accounting, tax prep, bookkeep, payroll services	262	1 134	4 222	28	21	3		2	1	1				
54121	Accounting, tax prep, bookkeep, payroll services	262	1 134	4 222	28	21	3		2	1	1				
541213	Tax preparation services	119	262	523	8	7					1				
<b>55</b>	<b>Management of companies &amp; enterprises</b>	<b>657</b>	<b>5 839</b>	<b>26 134</b>	<b>7</b>	<b>2</b>		<b>2</b>	<b>1</b>	<b>1</b>			<b>1</b>		
551	Management of companies & enterprises	657	5 839	26 134	7	2		2	1	1			1		
5511	Management of companies & enterprises	657	5 839	26 134	7	2		2	1	1			1		
55111	Management of companies & enterprises	657	5 839	26 134	7	2		2	1	1			1		
<b>56</b>	<b>Admin, support, waste mgt, remediation services</b>	<b>1 297</b>	<b>4 667</b>	<b>20 139</b>	<b>70</b>	<b>39</b>	<b>12</b>	<b>8</b>	<b>4</b>	<b>3</b>	<b>4</b>				
561	Administrative & support services	(G)	(D)	(D)	69	38	12	8	4	3	4				
5613	Employment services	895	3 229	14 158	9	2			1	2	4				
56132	Temporary help services	(F)	(D)	(D)	7	1			1	1	4				
5617	Services to buildings & dwellings	185	467	1 915	32	23	3	4	2						
56172	Janitorial services	131	247	960	14	7	3	2	2						
561720	Janitorial services	131	247	960	14	7	3	2	2						
<b>61</b>	<b>Educational services</b>	<b>59</b>	<b>138</b>	<b>457</b>	<b>8</b>	<b>4</b>	<b>1</b>	<b>3</b>							
<b>62</b>	<b>Health care and social assistance</b>	<b>2 967</b>	<b>18 007</b>	<b>85 407</b>	<b>158</b>	<b>70</b>	<b>38</b>	<b>27</b>	<b>16</b>	<b>2</b>	<b>4</b>			<b>1</b>	
621	Ambulatory health care services	1 007	7 843	39 217	116	58	29	15	13		1				
6211	Offices of physicians	475	4 709	24 996	58	32	10	8	8						
62111	Offices of physicians	475	4 709	24 996	58	32	10	8	8						
6212	Offices of dentists	160	1 220	5 932	22	6	11	4	1						
62121	Offices of dentists	160	1 220	5 932	22	6	11	4	1						
621210	Offices of dentists	160	1 220	5 932	22	6	11	4	1						
6214	Outpatient care centers	173	817	3 393	7	4	1	1			1				
62142	Outpatient mental health, substance abuse ctrs	(C)	(D)	(D)	2	1					1				
622	Hospitals	(G)	(D)	(D)	2	1								1	
6221	General medical & surgical hospitals	(G)	(D)	(D)	1									1	
62211	General medical & surgical hospitals	(G)	(D)	(D)	1									1	
623	Nursing & residential care facilities	476	1 992	7 845	10	1	2	1	3	1	2				
6231	Nursing care facilities	398	1 651	6 442	4				1	1	2				
62311	Nursing care facilities	398	1 651	6 442	4				1	1	2				
623110	Nursing care facilities	398	1 651	6 442	4				1	1	2				
624	Social assistance	(E)	(D)	(D)	30	10	7	11		1	1				
6241	Individual & family services	(C)	(D)	(D)	7	2	2	2		1					
62412	Services for elderly & disabled persons	127	586	2 564	5	1	1	2		1					
624120	Services for elderly & disabled persons	127	586	2 564	5	1	1	2		1					
6243	Vocational rehabilitation services	(C)	(D)	(D)	1						1				
62431	Vocational rehabilitation services	(C)	(D)	(D)	1						1				
6244	Child day care services	152	346	1 468	20	7	5	8							
62441	Child day care services	152	346	1 468	20	7	5	8							
624410	Child day care services	152	346	1 468	20	7	5	8							
<b>71</b>	<b>Arts, entertainment &amp; recreation</b>	<b>115</b>	<b>346</b>	<b>1 720</b>	<b>17</b>	<b>11</b>	<b>3</b>	<b>1</b>	<b>2</b>						
713	Amusement, gambling & recreation industries	113	342	1 603	14	8	3	1	2						
7139	Other amusement & recreation industries	(C)	(D)	(D)	12	6	3	1	2						
<b>72</b>	<b>Accommodation &amp; food services</b>	<b>2 801</b>	<b>6 203</b>	<b>28 280</b>	<b>128</b>	<b>38</b>	<b>20</b>	<b>21</b>	<b>34</b>	<b>13</b>	<b>2</b>				
721	Accommodation	304	649	3 126	17	2	4	6	4	1					
7211	Traveler accommodation	304	649	3 126	17	2	4	6	4	1					
72111	Hotels (exc casino hotels) & motels	(E)	(D)	(D)	16	2	3	6	4	1					
722	Food services & drinking places	2 497	5 554	25 154	111	36	16	15	30	12	2				
7221	Full-service restaurants	1 204	2 806	13 592	45	13	10	7	7	6	2				
72211	Full-service restaurants	1 204	2 806	13 592	45	13	10	7	7	6	2				
722110	Full-service restaurants	1 204	2 806	13 592	45	13	10	7	7	6	2				
7222	Limited-service eating places	1 242	2 638	11 107	57	16	6	7	22	6					
72221	Limited-service eating places	1 242	2 638	11 107	57	16	6	7	22	6					
722211	Limited-service restaurants	1 141	2 487	10 377	46	11	4	4	21	6					
722213	Snack & nonalcoholic beverage bars	101	151	730	11	5	2	3	1						
<b>81</b>	<b>Other services (except public administration)</b>	<b>1 052</b>	<b>3 248</b>	<b>13 240</b>	<b>175</b>	<b>120</b>	<b>32</b>	<b>7</b>	<b>14</b>	<b>2</b>					
811	Repair & maintenance	250	984	3 860	58	45	9	1	3						
8111	Automotive repair & maintenance	227	889	3 538	48	37	8		3						
812	Personal & laundry services	262	914	3 869	40	24	9	3	4						
813	Religious, grantmaking, civic, prof & like organizations	540	1 350	5 511	77	51	14	3	7	2					
8131	Religious organizations	426	1 150	4 669	58	36	12	2	7	1					
81311	Religious organizations	426	1 150	4 669	58	36	12	2	7	1					
813110	Religious organizations	426	1 150	4 669	58	36	12	2	7	1					
<b>95</b>	<b>Auxiliaries (exc corporate, subsidiary &amp; regional mgt)</b>	<b>(A)</b>	<b>(D)</b>	<b>(D)</b>	<b>2</b>	<b>1</b>		<b>1</b>							

See footnotes at end of table.

**Table 6. Counties—Employees, Payroll, and Establishments by Industry: 2000—Con.**

[Excludes most government employees, railroad employees, and self-employed persons. Size class 1 to 4 includes establishments with payroll, but no employees, during mid-March pay period. (D) denotes figures withheld to avoid disclosing data for individual companies; the data are included in broader industry totals. Detailed industries with 100 or more employees are shown if industry was not a (D). For explanation of terms, abbreviations, and data reliability/comparability, see introductory text]

NAICS code	Industry	Number of employees for week including March 12	Payroll (\$1,000)		Total number of establishments	Number of establishments by employment-size class									
			First quarter	Annual		1 to 4	5 to 9	10 to 19	20 to 49	50 to 99	100 to 249	250 to 499	500 to 999	1,000 or more	
<b>PUTNAM—Con.</b>															
99	Unclassified establishments .....	29	82	444	21	20	1	—	—	—	—	—	—	—	
<b>RHEA</b>															
	<b>Total .....</b>	<b>8 533</b>	<b>45 059</b>	<b>188 298</b>	<b>487</b>	<b>286</b>	<b>100</b>	<b>54</b>	<b>31</b>	<b>5</b>	<b>4</b>	<b>5</b>	<b>1</b>	<b>1</b>	
11	Forestry, fishing, hunting, and agriculture support .....	(A)	(D)	(D)	2	1	1	—	—	—	—	—	—	—	
21	Mining .....	35	242	1 088	5	2	1	2	—	—	—	—	—	—	
22	Utilities .....	(A)	(D)	(D)	2	1	1	—	—	—	—	—	—	—	
23	Construction .....	239	1 483	6 230	53	37	10	5	—	1	—	—	—	—	
235	Special trade contractors .....	144	832	3 268	33	20	9	4	—	—	—	—	—	—	
31-33	<b>Manufacturing .....</b>	<b>4 604</b>	<b>30 526</b>	<b>124 875</b>	<b>36</b>	<b>17</b>	<b>3</b>	<b>4</b>	<b>5</b>	<b>1</b>	<b>1</b>	<b>3</b>	<b>1</b>	<b>1</b>	
313	Textile mills .....	102	564	2 371	4	1	1	—	1	1	—	—	—	—	
315	Apparel manufacturing .....	1 067	5 789	24 726	6	2	—	1	1	—	—	1	1	—	
3151	Apparel knitting mills .....	(E)	(D)	(D)	2	—	—	—	1	—	—	1	—	—	
31511	Hosiery & sock mills .....	(E)	(D)	(D)	1	—	—	—	—	—	—	1	—	—	
3152	Cut & sew apparel mfg .....	(F)	(D)	(D)	3	1	—	1	—	—	—	—	1	—	
31522	Men's, boys' cut & sew apparel mfg .....	(F)	(D)	(D)	2	1	—	—	—	—	—	—	1	—	
325	Chemical mfg .....	(C)	(D)	(D)	1	—	—	—	—	—	—	1	—	—	
3252	Resin, syn rubber, artf & syn fibers, fil mfg .....	(C)	(D)	(D)	1	—	—	—	—	—	—	1	—	—	
32522	Artificial & synthetic fibers, filaments mfg .....	(C)	(D)	(D)	1	—	—	—	—	—	—	1	—	—	
327	Nonmetallic mineral product mfg .....	(E)	(D)	(D)	5	3	1	—	—	—	—	—	1	—	
3272	Glass & glass product mfg .....	(E)	(D)	(D)	1	—	—	—	—	—	—	—	1	—	
32721	Glass & glass product mfg .....	(E)	(D)	(D)	1	—	—	—	—	—	—	—	1	—	
335	Electrical equip, appliance & component mfg .....	(E)	(D)	(D)	1	—	—	—	—	—	—	—	1	—	
3352	Household appliance mfg .....	(E)	(D)	(D)	1	—	—	—	—	—	—	—	1	—	
33522	Major appliance mfg .....	(E)	(D)	(D)	1	—	—	—	—	—	—	—	1	—	
337	Furniture & related product mfg .....	(G)	(D)	(D)	4	1	1	1	—	—	—	—	—	1	
3371	HH & institutional furniture & kitchen cabinet mfg .....	(G)	(D)	(D)	4	1	1	1	—	—	—	—	—	1	
33712	Household & institutional furniture mfg .....	(G)	(D)	(D)	3	1	1	—	—	—	—	—	—	1	
42	Wholesale trade .....	88	642	2 962	13	10	1	1	—	1	—	—	—	—	
44-45	<b>Retail trade .....</b>	<b>1 021</b>	<b>3 491</b>	<b>15 273</b>	<b>107</b>	<b>52</b>	<b>32</b>	<b>13</b>	<b>7</b>	<b>1</b>	<b>2</b>	—	—	—	
441	Motor vehicle & parts dealers .....	130	562	2 279	13	4	4	2	3	—	—	—	—	—	
445	Food & beverage stores .....	337	881	3 642	13	6	2	—	3	1	1	—	—	—	
4451	Grocery stores .....	(E)	(D)	(D)	9	2	2	—	3	1	1	—	—	—	
44511	Grocery (except convenience) stores .....	317	839	3 479	7	1	1	—	3	1	1	—	—	—	
445110	Grocery (except convenience) stores .....	317	839	3 479	7	1	1	—	3	1	1	—	—	—	
447	Gasoline stations .....	113	355	1 496	23	10	10	3	—	—	—	—	—	—	
4471	Gasoline stations .....	113	355	1 496	23	10	10	3	—	—	—	—	—	—	
44711	Gasoline stations with convenience stores .....	(C)	(D)	(D)	21	9	9	3	—	—	—	—	—	—	
452	General merchandise stores .....	169	539	2 112	6	—	4	1	—	—	1	—	—	—	
4521	Department stores .....	(C)	(D)	(D)	1	—	—	—	—	—	1	—	—	—	
45211	Department stores .....	(C)	(D)	(D)	1	—	—	—	—	—	1	—	—	—	
48-49	<b>Transportation &amp; warehousing .....</b>	<b>53</b>	<b>280</b>	<b>1 254</b>	<b>20</b>	<b>17</b>	<b>2</b>	<b>1</b>	—	—	—	—	—	—	
51	Information .....	61	377	1 615	11	7	2	2	—	—	—	—	—	—	
52	Finance & insurance .....	148	899	4 264	25	17	3	2	3	—	—	—	—	—	
522	Credit intermediation & related activities .....	125	812	3 922	15	8	2	2	3	—	—	—	—	—	
5221	Depository credit intermediation .....	(C)	(D)	(D)	7	—	2	2	3	—	—	—	—	—	
52211	Commercial banking .....	100	642	3 218	6	—	1	2	3	—	—	—	—	—	
522110	Commercial banking .....	100	642	3 218	6	—	1	2	3	—	—	—	—	—	
53	Real estate & rental & leasing .....	30	83	343	12	12	—	—	—	—	—	—	—	—	
54	Professional, scientific & technical services .....	81	242	1 135	22	16	4	2	—	—	—	—	—	—	
55	Management of companies & enterprises .....	(A)	(D)	(D)	1	1	—	—	—	—	—	—	—	—	
56	Admin, support, waste mgt, remediation services .....	280	800	3 007	14	12	—	1	—	—	—	1	—	—	
561	Administrative & support services .....	(E)	(D)	(D)	12	10	—	1	—	—	—	1	—	—	
5613	Employment services .....	(E)	(D)	(D)	2	—	—	1	—	—	—	1	—	—	
56132	Temporary help services .....	(E)	(D)	(D)	2	—	—	1	—	—	—	1	—	—	
61	Educational services .....	(E)	(D)	(D)	6	4	—	1	—	—	—	1	—	—	
611	Educational services .....	(E)	(D)	(D)	6	4	—	1	—	—	—	1	—	—	
6113	Colleges, universities & professional schools .....	(E)	(D)	(D)	2	—	—	1	—	—	—	1	—	—	
61131	Colleges, universities & professional schools .....	(E)	(D)	(D)	2	—	—	1	—	—	—	1	—	—	
62	Health care and social assistance .....	581	2 794	12 101	46	20	17	5	3	—	1	—	—	—	
621	Ambulatory health care services .....	155	960	4 390	26	11	12	2	1	—	—	—	—	—	
622	Hospitals .....	(C)	(D)	(D)	1	—	—	—	—	—	1	—	—	—	
6221	General medical & surgical hospitals .....	(C)	(D)	(D)	1	—	—	—	—	—	1	—	—	—	
62211	General medical & surgical hospitals .....	(C)	(D)	(D)	1	—	—	—	—	—	1	—	—	—	
624	Social assistance .....	(C)	(D)	(D)	15	8	4	2	1	—	—	—	—	—	
71	Arts, entertainment & recreation .....	32	98	393	7	5	1	1	—	—	—	—	—	—	

See footnotes at end of table.

**Table 6. Counties—Employees, Payroll, and Establishments by Industry: 2000—Con.**

[Excludes most government employees, railroad employees, and self-employed persons. Size class 1 to 4 includes establishments with payroll, but no employees, during mid-March pay period. (D) denotes figures withheld to avoid disclosing data for individual companies; the data are included in broader industry totals. Detailed industries with 100 or more employees are shown if industry was not a (D). For explanation of terms, abbreviations, and data reliability/comparability, see introductory text]

NAICS code	Industry	Number of employees for week including March 12	Payroll (\$1,000)		Total number of establishments	Number of establishments by employment-size class								
			First quarter	Annual		1 to 4	5 to 9	10 to 19	20 to 49	50 to 99	100 to 249	250 to 499	500 to 999	1,000 or more
<b>RHEA—Con.</b>														
<b>72</b>	<b>Accommodation &amp; food services</b> .....	<b>595</b>	<b>1 235</b>	<b>5 261</b>	<b>49</b>	<b>21</b>	<b>7</b>	<b>10</b>	<b>10</b>	<b>1</b>	—	—	—	—
722	Food services & drinking places .....	573	1 177	4 784	42	15	7	9	10	1	—	—	—	—
7221	Full-service restaurants .....	(C)	(D)	(D)	16	8	2	4	2	—	—	—	—	—
72211	Full-service restaurants .....	(C)	(D)	(D)	16	8	2	4	2	—	—	—	—	—
7222	Limited-service eating places .....	412	796	3 345	24	6	4	5	8	1	—	—	—	—
72221	Limited-service eating places .....	412	796	3 345	24	6	4	5	8	1	—	—	—	—
722211	Limited-service restaurants .....	399	775	3 274	21	5	2	5	8	1	—	—	—	—
<b>81</b>	<b>Other services (except public administration)</b> .....	<b>288</b>	<b>899</b>	<b>4 167</b>	<b>55</b>	<b>33</b>	<b>15</b>	<b>4</b>	<b>3</b>	—	—	—	—	—
813	Religious, grantmaking, civic, prof & like organizations .....	199	542	2 489	31	18	8	2	3	—	—	—	—	—
8131	Religious organizations .....	(C)	(D)	(D)	27	16	8	2	1	—	—	—	—	—
81311	Religious organizations .....	(C)	(D)	(D)	27	16	8	2	1	—	—	—	—	—
<b>99</b>	<b>Unclassified establishments</b> .....	<b>(A)</b>	<b>(D)</b>	<b>(D)</b>	<b>1</b>	<b>1</b>	—	—	—	—	—	—	—	—
<b>ROANE</b>														
	<b>Total</b> .....	<b>8 389</b>	<b>41 079</b>	<b>170 757</b>	<b>712</b>	<b>393</b>	<b>149</b>	<b>94</b>	<b>46</b>	<b>16</b>	<b>11</b>	<b>3</b>	—	—
<b>21</b>	<b>Mining</b> .....	<b>22</b>	<b>130</b>	<b>589</b>	<b>3</b>	<b>1</b>	<b>1</b>	<b>1</b>	—	—	—	—	—	—
<b>22</b>	<b>Utilities</b> .....	<b>(A)</b>	<b>(D)</b>	<b>(D)</b>	<b>1</b>	—	<b>1</b>	—	—	—	—	—	—	—
<b>23</b>	<b>Construction</b> .....	<b>498</b>	<b>2 584</b>	<b>11 479</b>	<b>67</b>	<b>42</b>	<b>15</b>	<b>7</b>	<b>1</b>	<b>1</b>	<b>1</b>	—	—	—
235	Special trade contractors .....	420	2 232	9 636	40	21	10	6	1	1	1	—	—	—
2353	Electrical contractors .....	116	652	1 790	5	1	2	1	—	1	—	—	—	—
23531	Electrical contractors .....	116	652	1 790	5	1	2	1	—	1	—	—	—	—
235310	Electrical contractors .....	116	652	1 790	5	1	2	1	—	1	—	—	—	—
2359	Other special trade contractors .....	212	1 159	6 184	15	6	5	3	—	—	1	—	—	—
23593	Excavation contractors .....	174	1 038	5 666	9	4	2	2	—	—	1	—	—	—
235930	Excavation contractors .....	174	1 038	5 666	9	4	2	2	—	—	1	—	—	—
<b>31-33</b>	<b>Manufacturing</b> .....	<b>1 998</b>	<b>12 114</b>	<b>47 485</b>	<b>37</b>	<b>11</b>	<b>8</b>	<b>3</b>	<b>5</b>	<b>4</b>	<b>4</b>	<b>2</b>	—	—
315	Apparel manufacturing .....	669	2 918	11 214	4	1	—	—	—	1	—	1	—	—
3151	Apparel knitting mills .....	(E)	(D)	(D)	1	—	—	—	—	—	—	1	—	—
31511	Hosiery & sock mills .....	(E)	(D)	(D)	1	—	—	—	—	—	—	1	—	—
3152	Cut & sew apparel mfg .....	(C)	(D)	(D)	2	—	—	—	—	1	—	—	—	—
31522	Men's, boys' cut & sew apparel mfg .....	(C)	(D)	(D)	1	—	—	—	—	—	1	—	—	—
327	Nonmetallic mineral product mfg .....	511	3 020	11 838	5	—	1	—	2	1	—	1	—	—
3272	Glass & glass product mfg .....	(E)	(D)	(D)	1	—	—	—	—	—	—	1	—	—
32721	Glass & glass product mfg .....	(E)	(D)	(D)	1	—	—	—	—	—	—	1	—	—
331	Primary metal mfg .....	243	1 968	7 541	3	—	—	1	—	1	1	—	—	—
3311	Iron & steel mills & ferroalloy mfg .....	(C)	(D)	(D)	2	—	—	1	—	—	1	—	—	—
33111	Iron & steel mills & ferroalloy mfg .....	(C)	(D)	(D)	2	—	—	1	—	—	1	—	—	—
332	Fabricated metal product mfg .....	(C)	(D)	(D)	8	2	3	1	—	1	1	—	—	—
3329	Other fabricated metal product mfg .....	(C)	(D)	(D)	3	1	1	—	—	—	1	—	—	—
33291	Metal valve mfg .....	(C)	(D)	(D)	1	—	—	—	—	—	—	—	—	—
335	Electrical equip, appliance & component mfg .....	(C)	(D)	(D)	1	—	—	—	—	—	1	—	—	—
3359	Other electrical equipment & component mfg .....	(C)	(D)	(D)	1	—	—	—	—	—	1	—	—	—
33599	All oth electrical equipment & component mfg .....	(C)	(D)	(D)	1	—	—	—	—	—	1	—	—	—
<b>42</b>	<b>Wholesale trade</b> .....	<b>197</b>	<b>1 618</b>	<b>6 683</b>	<b>16</b>	<b>6</b>	<b>2</b>	<b>5</b>	<b>2</b>	<b>1</b>	—	—	—	—
<b>44-45</b>	<b>Retail trade</b> .....	<b>1 753</b>	<b>7 298</b>	<b>29 525</b>	<b>179</b>	<b>95</b>	<b>38</b>	<b>31</b>	<b>9</b>	<b>4</b>	<b>2</b>	—	—	—
441	Motor vehicle & parts dealers .....	279	1 817	7 458	30	13	8	6	2	1	—	—	—	—
4411	Automobile dealers .....	171	1 336	5 458	13	7	1	2	2	1	—	—	—	—
44111	New car dealers .....	157	1 252	5 037	6	1	—	2	2	1	—	—	—	—
441110	New car dealers .....	157	1 252	5 037	6	1	—	2	2	1	—	—	—	—
444	Bldg material & garden equip & supp dealers .....	128	687	2 811	13	7	1	2	3	—	—	—	—	—
4441	Building material & supplies dealers .....	(C)	(D)	(D)	10	5	1	1	3	—	—	—	—	—
445	Food & beverage stores .....	516	1 603	6 652	30	14	6	4	3	2	1	—	—	—
4451	Grocery stores .....	479	1 453	6 052	22	9	4	3	3	2	1	—	—	—
44511	Grocery (except convenience) stores .....	459	1 394	5 802	16	5	2	3	3	2	1	—	—	—
445110	Grocery (except convenience) stores .....	459	1 394	5 802	16	5	2	3	3	2	1	—	—	—
446	Health & personal care stores .....	104	719	2 739	9	1	1	7	—	—	—	—	—	—
4461	Health & personal care stores .....	104	719	2 739	9	1	1	7	—	—	—	—	—	—
44611	Pharmacies & drug stores .....	104	719	2 739	9	1	1	7	—	—	—	—	—	—
446110	Pharmacies & drug stores .....	104	719	2 739	9	1	1	7	—	—	—	—	—	—
447	Gasoline stations .....	193	578	2 374	38	21	10	7	—	—	—	—	—	—
4471	Gasoline stations .....	193	578	2 374	38	21	10	7	—	—	—	—	—	—
44711	Gasoline stations with convenience stores .....	166	492	2 058	30	14	10	6	—	—	—	—	—	—
447110	Gasoline stations with convenience stores .....	166	492	2 058	30	14	10	6	—	—	—	—	—	—
452	General merchandise stores .....	328	1 188	4 421	13	6	5	—	—	1	1	—	—	—
4521	Department stores .....	(E)	(D)	(D)	2	—	—	—	—	—	1	1	—	—
45211	Department stores .....	(E)	(D)	(D)	2	—	—	—	—	—	1	1	—	—
<b>48-49</b>	<b>Transportation &amp; warehousing</b> .....	<b>206</b>	<b>1 399</b>	<b>6 634</b>	<b>19</b>	<b>9</b>	<b>4</b>	<b>2</b>	<b>4</b>	—	—	—	—	—
484	Truck transportation .....	(C)	(D)	(D)	18	8	4	2	4	—	—	—	—	—
4842	Specialized freight trucking .....	156	1 073	4 906	11	5	1	2	3	—	—	—	—	—

See footnotes at end of table.

**Table 6. Counties—Employees, Payroll, and Establishments by Industry: 2000—Con.**

[Excludes most government employees, railroad employees, and self-employed persons. Size class 1 to 4 includes establishments with payroll, but no employees, during mid-March pay period. (D) denotes figures withheld to avoid disclosing data for individual companies; the data are included in broader industry totals. Detailed industries with 100 or more employees are shown if industry was not a (D). For explanation of terms, abbreviations, and data reliability/comparability, see introductory text]

NAICS code	Industry	Number of employees for week including March 12	Payroll (\$1,000)		Total number of establishments	Number of establishments by employment-size class								
			First quarter	Annual		1 to 4	5 to 9	10 to 19	20 to 49	50 to 99	100 to 249	250 to 499	500 to 999	1,000 or more
<b>ROANE—Con.</b>														
51	<b>Information</b> .....	101	528	2 103	11	8	1	—	1	1	—	—	—	—
52	<b>Finance &amp; insurance</b> .....	214	1 117	4 816	40	21	15	3	1	—	—	—	—	—
522	Credit intermediation & related activities .....	161	863	3 651	21	7	10	3	1	—	—	—	—	—
53	<b>Real estate &amp; rental &amp; leasing</b> .....	100	361	1 551	27	19	5	3	—	—	—	—	—	—
54	<b>Professional, scientific &amp; technical services</b> .....	149	1 081	5 162	41	30	6	5	—	—	—	—	—	—
541	Professional, scientific & technical services .....	149	1 081	5 162	41	30	6	5	—	—	—	—	—	—
55	<b>Management of companies &amp; enterprises</b> .....	25	204	979	4	2	1	1	—	—	—	—	—	—
56	<b>Admin, support, waste mgmt, remediation services</b> .....	195	1 233	5 282	16	10	2	1	2	1	—	—	—	—
561	Administrative & support services .....	(C)	(D)	(D)	14	10	2	—	2	—	—	—	—	—
61	<b>Educational services</b> .....	22	81	289	3	1	1	1	—	—	—	—	—	—
62	<b>Health care and social assistance</b> .....	1 506	7 612	31 327	81	41	22	7	5	2	3	1	—	—
621	Ambulatory health care services .....	279	2 030	8 247	53	32	16	2	3	—	—	—	—	—
622	Hospitals .....	(E)	(D)	(D)	1	—	—	—	—	—	—	1	—	—
6221	General medical & surgical hospitals .....	(E)	(D)	(D)	1	—	—	—	—	—	—	1	—	—
62211	General medical & surgical hospitals .....	(E)	(D)	(D)	1	—	—	—	—	—	—	1	—	—
623	Nursing & residential care facilities .....	406	1 877	7 424	15	4	5	3	1	—	2	—	—	—
6231	Nursing care facilities .....	(E)	(D)	(D)	2	—	—	—	—	—	2	—	—	—
62311	Nursing care facilities .....	(E)	(D)	(D)	2	—	—	—	—	—	2	—	—	—
624	Social assistance .....	(E)	(D)	(D)	12	5	1	2	1	2	1	—	—	—
6241	Individual & family services .....	(C)	(D)	(D)	4	1	1	—	—	1	1	—	—	—
62412	Services for elderly & disabled persons .....	(C)	(D)	(D)	1	—	—	—	—	—	1	—	—	—
71	<b>Arts, entertainment &amp; recreation</b> .....	68	240	1 225	15	10	3	1	1	—	—	—	—	—
72	<b>Accommodation &amp; food services</b> .....	916	1 977	8 960	55	19	6	15	12	2	1	—	—	—
722	Food services & drinking places .....	831	1 799	7 968	45	15	4	12	11	2	1	—	—	—
7221	Full-service restaurants .....	285	731	3 243	17	6	3	6	1	—	1	—	—	—
72211	Full-service restaurants .....	285	731	3 243	17	6	3	6	1	—	1	—	—	—
722110	Full-service restaurants .....	285	731	3 243	17	6	3	6	1	—	1	—	—	—
7222	Limited-service eating places .....	539	1 034	4 586	25	6	1	6	10	2	—	—	—	—
72221	Limited-service eating places .....	539	1 034	4 586	25	6	1	6	10	2	—	—	—	—
722211	Limited-service restaurants .....	516	995	4 432	22	5	—	5	10	2	—	—	—	—
81	<b>Other services (except public administration)</b> .....	407	1 445	5 967	91	62	18	8	3	—	—	—	—	—
813	Religious, grantmaking, civic, prof & like organizations .....	267	698	2 748	53	34	11	5	3	—	—	—	—	—
8131	Religious organizations .....	234	595	2 274	39	22	10	4	3	—	—	—	—	—
81311	Religious organizations .....	234	595	2 274	39	22	10	4	3	—	—	—	—	—
813110	Religious organizations .....	234	595	2 274	39	22	10	4	3	—	—	—	—	—
99	<b>Unclassified establishments</b> .....	(A)	(D)	(D)	6	6	—	—	—	—	—	—	—	—
<b>ROBERTSON</b>														
	<b>Total</b> .....	13 898	77 136	330 262	964	549	185	101	77	30	16	5	—	1
11	<b>Forestry, fishing, hunting, and agriculture support</b> .....	(A)	(D)	(D)	1	—	1	—	—	—	—	—	—	—
21	<b>Mining</b> .....	(B)	(D)	(D)	2	—	—	2	—	—	—	—	—	—
22	<b>Utilities</b> .....	(B)	(D)	(D)	1	—	—	—	1	—	—	—	—	—
23	<b>Construction</b> .....	767	4 196	19 148	131	84	26	14	6	1	—	—	—	—
233	Building, developing & general contracting .....	117	473	2 422	39	30	6	3	—	—	—	—	—	—
235	Special trade contractors .....	572	3 325	14 448	83	51	17	9	5	1	—	—	—	—
2353	Electrical contractors .....	218	1 515	6 840	18	8	6	1	2	1	—	—	—	—
23531	Electrical contractors .....	218	1 515	6 840	18	8	6	1	2	1	—	—	—	—
235310	Electrical contractors .....	218	1 515	6 840	18	8	6	1	2	1	—	—	—	—
31-33	<b>Manufacturing</b> .....	5 223	35 838	159 169	72	18	12	7	15	10	5	4	—	1
312	Beverage & tobacco product mfg .....	(C)	(D)	(D)	2	—	—	—	1	—	1	—	—	—
3122	Tobacco mfg .....	(C)	(D)	(D)	2	—	—	—	1	—	1	—	—	—
31221	Tobacco stemming & redrying .....	(C)	(D)	(D)	1	—	—	—	—	—	1	—	—	—
321	Wood product mfg .....	208	1 153	4 133	6	2	2	—	1	—	1	—	—	—
3219	Other wood product mfg .....	(C)	(D)	(D)	4	1	1	—	1	—	1	—	—	—
32199	All other wood product mfg .....	196	1 089	3 871	3	—	1	—	1	—	1	—	—	—
326	Plastics & rubber products mfg .....	(F)	(D)	(D)	3	1	—	—	—	1	—	1	—	—
3261	Plastics product mfg .....	(F)	(D)	(D)	3	1	—	—	—	1	—	1	—	—
32619	Other plastics product mfg .....	(F)	(D)	(D)	3	1	—	—	—	1	—	1	—	—
332	Fabricated metal product mfg .....	583	3 748	15 917	18	5	5	1	3	3	1	—	—	—
3321	Forging & stamping .....	(C)	(D)	(D)	1	—	—	—	—	—	1	—	—	—
33211	Forging & stamping .....	(C)	(D)	(D)	1	—	—	—	—	—	1	—	—	—
3323	Architectural & structural metals mfg .....	148	1 024	5 650	5	2	—	—	2	1	—	—	—	—
33231	Plate work & fabricated structural prod mfg .....	(C)	(D)	(D)	4	2	—	—	1	1	—	—	—	—
333	Machinery mfg .....	185	2 021	8 871	8	2	2	1	1	2	—	—	—	—
3335	Metalworking machinery mfg .....	(C)	(D)	(D)	6	1	1	1	1	2	—	—	—	—
33351	Metalworking machinery mfg .....	(C)	(D)	(D)	6	1	1	1	1	2	—	—	—	—

See footnotes at end of table.



**Table 6. Counties—Employees, Payroll, and Establishments by Industry: 2000—Con.**

[Excludes most government employees, railroad employees, and self-employed persons. Size class 1 to 4 includes establishments with payroll, but no employees, during mid-March pay period. (D) denotes figures withheld to avoid disclosing data for individual companies; the data are included in broader industry totals. Detailed industries with 100 or more employees are shown if industry was not a (D). For explanation of terms, abbreviations, and data reliability/comparability, see introductory text]

NAICS code	Industry	Number of employees for week including March 12	Payroll (\$1,000)		Total number of establishments	Number of establishments by employment-size class								
			First quarter	Annual		1 to 4	5 to 9	10 to 19	20 to 49	50 to 99	100 to 249	250 to 499	500 to 999	1,000 or more
<b>ROBERTSON—Con.</b>														
<b>31-33 Manufacturing—Con.</b>														
335	Electrical equip, appliance & component mfg . . . . .	1 600	11 267	49 890	4	—	—	—	1	2	—	—	—	1
3352	Household appliance mfg . . . . .	(G)	(D)	(D)	2	—	—	—	—	1	—	—	—	1
33522	Major appliance mfg . . . . .	(G)	(D)	(D)	2	—	—	—	—	1	—	—	—	1
336	Transportation equipment mfg . . . . .	747	4 515	26 793	4	—	—	—	1	1	—	2	—	—
3363	Motor vehicle parts mfg . . . . .	(F)	(D)	(D)	3	—	—	—	1	—	2	—	—	—
33631	Motor vehicle gas engine & engine parts mfg . . . . .	(E)	(D)	(D)	1	—	—	—	—	—	1	—	—	—
33639	Other motor vehicle parts mfg . . . . .	(E)	(D)	(D)	1	—	—	—	—	—	1	—	—	—
337	Furniture & related product mfg . . . . .	599	4 662	20 138	6	—	2	1	1	—	1	1	—	—
3371	HH & institutional furniture & kitchen cabinet mfg . . . . .	(C)	(D)	(D)	4	—	2	—	1	—	1	—	—	—
33712	Household & institutional furniture mfg . . . . .	(C)	(D)	(D)	2	—	—	—	1	—	1	—	—	—
3372	Office furniture (including fixtures) mfg . . . . .	(E)	(D)	(D)	2	—	—	1	—	—	—	1	—	—
33721	Office furniture (including fixtures) mfg . . . . .	(E)	(D)	(D)	2	—	—	1	—	—	—	1	—	—
339	Miscellaneous mfg . . . . .	(C)	(D)	(D)	3	1	—	—	1	—	1	—	—	—
3399	Other miscellaneous mfg . . . . .	(C)	(D)	(D)	2	—	—	—	1	—	1	—	—	—
33992	Sporting & athletic goods mfg . . . . .	(C)	(D)	(D)	2	—	—	—	1	—	1	—	—	—
<b>42</b>	<b>Wholesale trade . . . . .</b>	<b>720</b>	<b>5 401</b>	<b>20 503</b>	<b>65</b>	<b>35</b>	<b>12</b>	<b>10</b>	<b>6</b>	<b>1</b>	<b>1</b>	—	—	—
421	Wholesale trade, durable goods . . . . .	404	3 039	11 424	34	19	6	5	3	—	1	—	—	—
4218	Machinery, equipment & supplies whse . . . . .	251	2 186	8 350	10	3	2	4	—	—	1	—	—	—
42186	Transportation equip, supplies (exc MV) whse . . . . .	(C)	(D)	(D)	1	—	—	—	—	—	1	—	—	—
422	Wholesale trade, nondurable goods . . . . .	316	2 362	9 079	31	16	6	5	3	1	—	—	—	—
<b>44-45</b>	<b>Retail trade . . . . .</b>	<b>1 806</b>	<b>7 971</b>	<b>33 680</b>	<b>173</b>	<b>85</b>	<b>43</b>	<b>25</b>	<b>14</b>	<b>4</b>	<b>2</b>	—	—	—
441	Motor vehicle & parts dealers . . . . .	285	1 913	8 102	28	16	4	3	4	1	—	—	—	—
4411	Automobile dealers . . . . .	193	1 484	6 145	14	8	2	—	3	1	—	—	—	—
44111	New car dealers . . . . .	166	1 382	5 767	6	2	—	—	3	1	—	—	—	—
441110	New car dealers . . . . .	166	1 382	5 767	6	2	—	—	3	1	—	—	—	—
444	Bldg material & garden equip & supp dealers . . . . .	119	709	3 158	14	6	3	4	1	—	—	—	—	—
445	Food & beverage stores . . . . .	515	1 881	7 680	27	9	6	6	3	2	1	—	—	—
4451	Grocery stores . . . . .	489	1 819	7 375	23	8	4	5	3	2	1	—	—	—
44511	Grocery (except convenience) stores . . . . .	474	1 770	7 136	18	4	3	5	3	2	1	—	—	—
445110	Grocery (except convenience) stores . . . . .	474	1 770	7 136	18	4	3	5	3	2	1	—	—	—
447	Gasoline stations . . . . .	188	556	2 523	25	10	7	7	1	—	—	—	—	—
4471	Gasoline stations . . . . .	188	556	2 523	25	10	7	7	1	—	—	—	—	—
44711	Gasoline stations with convenience stores . . . . .	119	385	1 866	18	7	6	5	—	—	—	—	—	—
447110	Gasoline stations with convenience stores . . . . .	119	385	1 866	18	7	6	5	—	—	—	—	—	—
452	General merchandise stores . . . . .	354	1 284	5 402	10	1	5	2	—	1	1	—	—	—
4521	Department stores . . . . .	(E)	(D)	(D)	2	—	—	—	—	1	1	—	—	—
45211	Department stores . . . . .	(E)	(D)	(D)	2	—	—	—	—	1	1	—	—	—
<b>48-49</b>	<b>Transportation &amp; warehousing . . . . .</b>	<b>258</b>	<b>1 652</b>	<b>7 313</b>	<b>29</b>	<b>19</b>	<b>3</b>	<b>3</b>	<b>2</b>	<b>2</b>	—	—	—	—
484	Truck transportation . . . . .	238	1 533	6 874	21	12	2	3	2	2	—	—	—	—
4842	Specialized freight trucking . . . . .	170	1 149	4 904	11	7	—	1	1	2	—	—	—	—
<b>51</b>	<b>Information . . . . .</b>	<b>56</b>	<b>342</b>	<b>1 366</b>	<b>9</b>	<b>5</b>	<b>2</b>	<b>1</b>	<b>1</b>	—	—	—	—	—
<b>52</b>	<b>Finance &amp; insurance . . . . .</b>	<b>259</b>	<b>1 755</b>	<b>7 001</b>	<b>61</b>	<b>43</b>	<b>10</b>	<b>8</b>	—	—	—	—	—	—
522	Credit intermediation & related activities . . . . .	191	1 397	5 405	31	15	9	7	—	—	—	—	—	—
5221	Depository credit intermediation . . . . .	(C)	(D)	(D)	16	4	6	6	—	—	—	—	—	—
52211	Commercial banking . . . . .	118	932	3 591	15	4	6	5	—	—	—	—	—	—
522110	Commercial banking . . . . .	118	932	3 591	15	4	6	5	—	—	—	—	—	—
<b>53</b>	<b>Real estate &amp; rental &amp; leasing . . . . .</b>	<b>108</b>	<b>421</b>	<b>1 886</b>	<b>34</b>	<b>24</b>	<b>9</b>	<b>1</b>	—	—	—	—	—	—
<b>54</b>	<b>Professional, scientific &amp; technical services . . . . .</b>	<b>289</b>	<b>1 561</b>	<b>5 978</b>	<b>59</b>	<b>44</b>	<b>9</b>	<b>3</b>	<b>3</b>	—	—	—	—	—
541	Professional, scientific & technical services . . . . .	289	1 561	5 978	59	44	9	3	3	—	—	—	—	—
5412	Accounting, tax prep, bookkeep, payroll services . . . . .	101	354	1 213	10	5	2	2	1	—	—	—	—	—
54121	Accounting, tax prep, bookkeep, payroll services . . . . .	101	354	1 213	10	5	2	2	1	—	—	—	—	—
<b>55</b>	<b>Management of companies &amp; enterprises . . . . .</b>	<b>(B)</b>	<b>(D)</b>	<b>(D)</b>	<b>1</b>	—	—	—	—	<b>1</b>	—	—	—	—
<b>56</b>	<b>Admin, support, waste mgt, remediation services . . . . .</b>	<b>724</b>	<b>2 561</b>	<b>9 035</b>	<b>40</b>	<b>24</b>	<b>9</b>	—	<b>1</b>	<b>4</b>	<b>2</b>	—	—	—
561	Administrative & support services . . . . .	(F)	(D)	(D)	36	21	9	—	—	4	2	—	—	—
5613	Employment services . . . . .	528	1 917	5 642	6	—	1	—	—	3	2	—	—	—
56132	Temporary help services . . . . .	(E)	(D)	(D)	5	—	1	—	—	2	2	—	—	—
5617	Services to buildings & dwellings . . . . .	156	354	1 502	23	15	7	—	—	1	—	—	—	—
56172	Janitorial services . . . . .	114	269	1 130	8	4	3	—	—	1	—	—	—	—
561720	Janitorial services . . . . .	114	269	1 130	8	4	3	—	—	1	—	—	—	—
<b>61</b>	<b>Educational services . . . . .</b>	<b>127</b>	<b>408</b>	<b>1 508</b>	<b>6</b>	<b>3</b>	—	—	<b>2</b>	<b>1</b>	—	—	—	—
611	Educational services . . . . .	127	408	1 508	6	3	—	—	2	1	—	—	—	—
6111	Elementary & secondary schools . . . . .	(C)	(D)	(D)	5	2	—	—	2	1	—	—	—	—
61111	Elementary & secondary schools . . . . .	(C)	(D)	(D)	5	2	—	—	2	1	—	—	—	—

See footnotes at end of table.

**Table 6. Counties—Employees, Payroll, and Establishments by Industry: 2000—Con.**

[Excludes most government employees, railroad employees, and self-employed persons. Size class 1 to 4 includes establishments with payroll, but no employees, during mid-March pay period. (D) denotes figures withheld to avoid disclosing data for individual companies; the data are included in broader industry totals. Detailed industries with 100 or more employees are shown if industry was not a (D). For explanation of terms, abbreviations, and data reliability/comparability, see introductory text]

NAICS code	Industry	Number of employees for week including March 12	Payroll (\$1,000)		Total number of establishments	Number of establishments by employment-size class								
			First quarter	Annual		1 to 4	5 to 9	10 to 19	20 to 49	50 to 99	100 to 249	250 to 499	500 to 999	1,000 or more
<b>ROBERTSON—Con.</b>														
<b>62</b>	<b>Health care and social assistance</b>	<b>1 359</b>	<b>7 601</b>	<b>31 382</b>	<b>80</b>	<b>42</b>	<b>21</b>	<b>11</b>	<b>1</b>	<b>1</b>	<b>3</b>	<b>1</b>	—	—
621	Ambulatory health care services	286	2 192	9 910	51	31	13	6	—	1	—	—	—	—
6211	Offices of physicians	112	1 171	5 136	24	15	6	3	—	—	—	—	—	—
62111	Offices of physicians (exc mental health)	112	1 171	5 136	24	15	6	3	—	—	—	—	—	—
621111	Offices of physicians (exc mental health)	112	1 171	5 136	24	15	6	3	—	—	—	—	—	—
622	Hospitals	(E)	(D)	(D)	1	—	—	—	—	—	—	1	—	—
6221	General medical & surgical hospitals	(E)	(D)	(D)	1	—	—	—	—	—	—	1	—	—
62211	General medical & surgical hospitals	(E)	(D)	(D)	1	—	—	—	—	—	—	1	—	—
623	Nursing & residential care facilities	(F)	(D)	(D)	9	1	2	2	1	—	3	—	—	—
6231	Nursing care facilities	280	1 277	5 044	3	—	—	—	1	—	2	—	—	—
62311	Nursing care facilities	280	1 277	5 044	3	—	—	—	1	—	2	—	—	—
623110	Nursing care facilities	280	1 277	5 044	3	—	—	—	1	—	2	—	—	—
6233	Community care facilities for the elderly	(C)	(D)	(D)	4	—	2	1	—	—	1	—	—	—
62331	Community care facilities for the elderly	(C)	(D)	(D)	4	—	2	1	—	—	1	—	—	—
<b>71</b>	<b>Arts, entertainment &amp; recreation</b>	<b>74</b>	<b>165</b>	<b>1 121</b>	<b>10</b>	<b>5</b>	—	<b>5</b>	—	—	—	—	—	—
<b>72</b>	<b>Accommodation &amp; food services</b>	<b>1 144</b>	<b>2 694</b>	<b>12 225</b>	<b>58</b>	<b>16</b>	<b>10</b>	<b>6</b>	<b>21</b>	<b>5</b>	—	—	—	—
722	Food services & drinking places	1 072	2 549	11 630	50	14	6	5	20	5	—	—	—	—
7221	Full-service restaurants	(E)	(D)	(D)	17	6	3	1	6	1	—	—	—	—
72211	Full-service restaurants	(E)	(D)	(D)	17	6	3	1	6	1	—	—	—	—
7222	Limited-service eating places	691	1 540	6 700	27	5	1	4	14	3	—	—	—	—
72221	Limited-service eating places	691	1 540	6 700	27	5	1	4	14	3	—	—	—	—
<b>81</b>	<b>Other services (except public administration)</b>	<b>562</b>	<b>1 596</b>	<b>6 818</b>	<b>119</b>	<b>93</b>	<b>17</b>	<b>4</b>	<b>4</b>	—	<b>1</b>	—	—	—
813	Religious, grantmaking, civic, prof & like organizations	393	898	3 657	60	44	10	1	4	—	1	—	—	—
8131	Religious organizations	264	609	2 528	51	37	9	1	4	—	—	—	—	—
81311	Religious organizations	264	609	2 528	51	37	9	1	4	—	—	—	—	—
813110	Religious organizations	264	609	2 528	51	37	9	1	4	—	—	—	—	—
8134	Civic & social organizations	(C)	(D)	(D)	2	1	—	—	—	—	1	—	—	—
81341	Civic & social organizations	(C)	(D)	(D)	2	1	—	—	—	—	1	—	—	—
<b>95</b>	<b>Auxiliaries (exc corporate, subsidiary &amp; regional mgt)</b>	<b>274</b>	<b>2 251</b>	<b>8 587</b>	<b>4</b>	—	<b>1</b>	<b>1</b>	—	—	<b>2</b>	—	—	—
<b>99</b>	<b>Unclassified establishments</b>	<b>4</b>	<b>8</b>	<b>106</b>	<b>9</b>	<b>9</b>	—	—	—	—	—	—	—	—
<b>RUTHERFORD</b>														
	<b>Total</b>	<b>71 694</b>	<b>496 303</b>	<b>2 091 391</b>	<b>3 450</b>	<b>1 719</b>	<b>707</b>	<b>457</b>	<b>327</b>	<b>118</b>	<b>82</b>	<b>27</b>	<b>6</b>	<b>7</b>
<b>11</b>	<b>Forestry, fishing, hunting, and agriculture support</b>	(E)	(D)	(D)	2	1	—	—	—	—	—	1	—	—
115	Agriculture & forestry support activities	(E)	(D)	(D)	2	1	—	—	—	—	—	1	—	—
1151	Crop production support activities	(E)	(D)	(D)	1	—	—	—	—	—	—	1	—	—
11511	Crop production support activities	(E)	(D)	(D)	1	—	—	—	—	—	—	1	—	—
<b>21</b>	<b>Mining</b>	(B)	(D)	(D)	4	—	—	<b>1</b>	<b>3</b>	—	—	—	—	—
<b>22</b>	<b>Utilities</b>	(C)	(D)	(D)	6	2	2	—	—	2	—	—	—	—
221	Utilities	(C)	(D)	(D)	6	2	2	—	—	2	—	—	—	—
2211	Elec pwr generation, transmsn & distribution	(C)	(D)	(D)	3	1	—	—	—	2	—	—	—	—
22112	Electric pwr transmsn, control & distribution	(C)	(D)	(D)	3	1	—	—	—	2	—	—	—	—
<b>23</b>	<b>Construction</b>	<b>4 012</b>	<b>27 030</b>	<b>124 476</b>	<b>392</b>	<b>229</b>	<b>71</b>	<b>55</b>	<b>25</b>	<b>9</b>	<b>2</b>	—	<b>1</b>	—
233	Building, developing & general contracting	1 337	8 814	42 400	109	70	19	13	6	—	—	—	1	—
2332	Residential building construction	363	2 197	11 622	84	57	14	10	3	—	—	—	—	—
23321	Single-family housing construction	345	2 107	11 221	78	52	13	10	3	—	—	—	—	—
233210	Single-family housing construction	345	2 107	11 221	78	52	13	10	3	—	—	—	—	—
2333	Nonresidential building construction	952	6 492	30 040	18	7	5	2	3	—	—	—	1	—
23331	Mfg & industrial building construction	(F)	(D)	(D)	3	2	—	—	—	—	—	—	1	—
23332	Commercial & institutional bldg construction	(C)	(D)	(D)	15	5	5	2	3	—	—	—	—	—
234	Heavy construction	531	3 683	15 955	30	9	5	9	4	3	—	—	—	—
2341	Highway, street, bridge & tunnel construction	(E)	(D)	(D)	14	6	1	1	3	3	—	—	—	—
23411	Highway & street construction	309	2 203	9 835	13	6	1	1	2	3	—	—	—	—
234110	Highway & street construction	309	2 203	9 835	13	6	1	1	2	3	—	—	—	—
2349	Other heavy construction	(C)	(D)	(D)	16	3	4	8	1	—	—	—	—	—
235	Special trade contractors	2 144	14 533	66 121	253	150	47	33	15	6	2	—	—	—
2351	Plumbing, heating & AC contractor	583	4 351	19 253	49	27	8	8	2	4	—	—	—	—
23511	Plumbing, heating & AC contractor	583	4 351	19 253	49	27	8	8	2	4	—	—	—	—
235110	Plumbing, heating & AC contractor	583	4 351	19 253	49	27	8	8	2	4	—	—	—	—
2353	Electrical contractors	495	4 007	18 783	40	21	10	5	2	—	2	—	—	—
23531	Electrical contractors	495	4 007	18 783	40	21	10	5	2	—	2	—	—	—
235310	Electrical contractors	495	4 007	18 783	40	21	10	5	2	—	2	—	—	—
2354	Masonry, drywall, insulation, tile contractors	238	1 377	6 913	24	13	4	4	2	1	—	—	—	—
23542	Drywall, acoustical & insulation contractors	137	969	4 983	12	6	2	3	—	1	—	—	—	—
235420	Drywall, acoustical & insulation contractors	137	969	4 983	12	6	2	3	—	1	—	—	—	—
2355	Carpentry & floor contractors	(C)	(D)	(D)	28	18	6	3	1	—	—	—	—	—
2356	Roofing, siding, & sheet metal contractors	114	632	3 606	18	13	3	—	1	1	—	—	—	—
23561	Roofing, siding, & sheet metal contractors	114	632	3 606	18	13	3	—	1	1	—	—	—	—
235610	Roofing, siding, & sheet metal contractors	114	632	3 606	18	13	3	—	1	1	—	—	—	—

See footnotes at end of table.

**Table 6. Counties—Employees, Payroll, and Establishments by Industry: 2000—Con.**

[Excludes most government employees, railroad employees, and self-employed persons. Size class 1 to 4 includes establishments with payroll, but no employees, during mid-March pay period. (D) denotes figures withheld to avoid disclosing data for individual companies; the data are included in broader industry totals. Detailed industries with 100 or more employees are shown if industry was not a (D). For explanation of terms, abbreviations, and data reliability/comparability, see introductory text]

NAICS code	Industry	Number of employees for week including March 12	Payroll (\$1,000)		Total number of establishments	Number of establishments by employment-size class									
			First quarter	Annual		1 to 4	5 to 9	10 to 19	20 to 49	50 to 99	100 to 249	250 to 499	500 to 999	1,000 or more	
<b>23</b>	<b>RUTHERFORD—Con.</b>														
	<b>Construction—Con.</b>														
235	Special trade contractors—Con.														
2357	Concrete contractors	165	787	2 942	23	11	6	4	2	—	—	—	—	—	—
23571	Concrete contractors	165	787	2 942	23	11	6	4	2	—	—	—	—	—	—
235710	Concrete contractors	165	787	2 942	23	11	6	4	2	—	—	—	—	—	—
2359	Other special trade contractors	322	2 156	9 488	48	28	8	8	4	—	—	—	—	—	—
23593	Excavation contractors	135	826	3 179	25	15	4	5	1	—	—	—	—	—	—
235930	Excavation contractors	135	826	3 179	25	15	4	5	1	—	—	—	—	—	—
<b>31-33</b>	<b>Manufacturing</b>	<b>19 137</b>	<b>185 577</b>	<b>798 404</b>	<b>183</b>	<b>52</b>	<b>30</b>	<b>22</b>	<b>37</b>	<b>13</b>	<b>12</b>	<b>12</b>	<b>2</b>	<b>2</b>	<b>3</b>
311	Food mfg	1 700	14 112	58 987	9	2	1	—	1	1	1	2	1	—	—
3115	Dairy product mfg	(E)	(D)	(D)	2	—	—	—	1	—	1	—	—	—	—
31151	Dairy product (exc frozen) mfg	(E)	(D)	(D)	2	—	—	—	1	—	1	—	—	—	—
3118	Bakeries & tortilla mfg	1 370	11 608	47 911	4	—	1	—	—	—	—	—	2	1	—
31181	Bread & bakery product mfg	(E)	(D)	(D)	2	—	1	—	—	—	—	—	1	—	—
31182	Cookie, cracker & pasta mfg	(G)	(D)	(D)	2	—	—	—	—	—	—	—	1	1	—
322	Paper mfg	315	2 551	10 854	3	—	—	—	1	—	2	—	—	—	—
3222	Converted paper product mfg	315	2 551	10 854	3	—	—	—	1	—	2	—	—	—	—
32221	Paperboard container mfg	315	2 551	10 854	3	—	—	—	1	—	2	—	—	—	—
323	Printing & related support activities	316	2 830	12 960	22	8	5	2	6	1	—	—	—	—	—
3231	Printing & related support activities	316	2 830	12 960	22	8	5	2	6	1	—	—	—	—	—
32311	Printing	(E)	(D)	(D)	20	7	4	2	6	1	—	—	—	—	—
323110	Commercial lithographic printing	105	645	2 998	7	3	1	—	3	—	—	—	—	—	—
325	Chemical mfg	(F)	(D)	(D)	7	2	1	3	—	—	—	—	—	1	—
3256	Soap, cleaners & toilet preparation mfg	(F)	(D)	(D)	1	—	—	—	—	—	—	—	—	1	—
32562	Toilet preparation mfg	(F)	(D)	(D)	1	—	—	—	—	—	—	—	—	1	—
326	Plastics & rubber products mfg	1 866	20 043	74 985	14	1	3	2	6	—	1	—	—	—	1
3261	Plastics product mfg	(E)	(D)	(D)	10	—	2	1	6	—	1	—	—	—	—
32619	Other plastics product mfg	(E)	(D)	(D)	7	—	1	1	4	—	1	—	—	—	—
3262	Rubber product mfg	(G)	(D)	(D)	4	1	1	1	—	—	—	—	—	—	1
32621	Tire mfg	(G)	(D)	(D)	2	—	—	1	—	—	—	—	—	—	1
327	Nonmetallic mineral product mfg	257	1 894	7 414	11	3	2	2	2	2	—	—	—	—	—
3273	Cement & concrete product mfg	(E)	(D)	(D)	9	1	2	2	2	2	—	—	—	—	—
32732	Ready-mix concrete mfg	123	855	3 434	5	—	1	2	1	1	—	—	—	—	—
327320	Ready-mix concrete mfg	123	855	3 434	5	—	1	2	1	1	—	—	—	—	—
32733	Concrete pipe, brick & block mfg	(C)	(D)	(D)	2	—	—	1	1	1	—	—	—	—	—
331	Primary metal mfg	529	4 315	19 741	3	—	—	—	—	1	1	1	—	—	—
3312	Steel product mfg from purchased steel	(E)	(D)	(D)	1	—	—	—	—	—	—	1	—	—	—
33121	Iron, steel pipe & tube mfg from purchased steel	(E)	(D)	(D)	1	—	—	—	—	—	—	1	—	—	—
3315	Foundries	(C)	(D)	(D)	1	—	—	—	—	—	1	—	—	—	—
33152	Nonferrous metal foundries	(C)	(D)	(D)	1	—	—	—	—	—	1	—	—	—	—
332	Fabricated metal product mfg	1 397	10 342	44 238	32	12	3	5	7	2	1	2	—	—	—
3323	Architectural & structural metals mfg	543	3 436	15 839	8	4	—	1	2	—	—	1	—	—	—
33232	Ornamental & architectural metal prod mfg	(F)	(D)	(D)	4	1	—	—	2	—	—	1	—	—	—
3325	Hardware mfg	(E)	(D)	(D)	1	—	—	—	—	—	—	1	—	—	—
33251	Hardware mfg	(E)	(D)	(D)	1	—	—	—	—	—	—	1	—	—	—
3327	Mach shops, turn prod, screw, nut, bolt mfg	148	1 232	5 213	15	7	3	3	1	1	—	—	—	—	—
33271	Machine shops	(C)	(D)	(D)	13	7	1	3	1	1	—	—	—	—	—
3329	Other fabricated metal product mfg	168	1 151	5 170	4	1	—	1	1	—	1	—	—	—	—
33299	All other fabricated metal product mfg	168	1 151	5 170	4	1	—	1	1	—	1	—	—	—	—
333	Machinery mfg	2 339	15 957	61 981	19	2	5	2	5	2	2	—	—	—	1
3333	Commercial & service industry machinery mfg	409	2 924	13 531	3	—	—	—	—	1	2	—	—	—	—
33331	Commercial & service industry machinery mfg	409	2 924	13 531	3	—	—	—	—	1	2	—	—	—	—
333319	Oth commercial, service industry machinery mfg	409	2 924	13 531	3	—	—	—	—	1	2	—	—	—	—
3334	HVAC & commercial refrigeration equipment mfg	(G)	(D)	(D)	2	—	1	—	—	—	—	—	—	—	1
33341	HVAC & commercial refrigeration equipment mfg	(G)	(D)	(D)	2	—	1	—	—	—	—	—	—	—	1
3339	Other general purpose machinery mfg	165	1 396	5 789	4	—	—	—	3	1	—	—	—	—	—
334	Computer & electronic product mfg	855	8 333	35 010	10	1	2	—	1	2	3	1	—	—	—
3341	Computer & peripheral equipment mfg	(C)	(D)	(D)	2	—	—	—	—	1	1	—	—	—	—
33411	Computer & peripheral equipment mfg	(C)	(D)	(D)	2	—	—	—	—	1	1	—	—	—	—
3344	Semiconductor & oth electronic component mfg	(E)	(D)	(D)	2	—	—	—	—	—	1	1	—	—	—
33441	Semiconductor & oth electronic component mfg	(E)	(D)	(D)	2	—	—	—	—	—	1	1	—	—	—
3345	Nav, measuring, medical, control instruments mfg	110	944	3 439	5	1	2	—	1	1	—	—	—	—	—
33451	Nav, measuring, medical, control instruments mfg	110	944	3 439	5	1	2	—	1	1	—	—	—	—	—
3346	Mfg & reproducing magnetic & optical media	(C)	(D)	(D)	1	—	—	—	—	—	1	—	—	—	—
33461	Mfg & reproducing magnetic & optical media	(C)	(D)	(D)	1	—	—	—	—	—	1	—	—	—	—
335	Electrical equip, appliance & component mfg	(F)	(D)	(D)	4	1	1	—	—	—	1	1	—	—	—
3353	Electrical equipment mfg	(F)	(D)	(D)	3	1	—	—	—	—	1	1	—	—	—
33531	Electrical equipment mfg	(F)	(D)	(D)	3	1	—	—	—	—	1	1	—	—	—

See footnotes at end of table.

**Table 6. Counties—Employees, Payroll, and Establishments by Industry: 2000—Con.**

[Excludes most government employees, railroad employees, and self-employed persons. Size class 1 to 4 includes establishments with payroll, but no employees, during mid-March pay period. (D) denotes figures withheld to avoid disclosing data for individual companies; the data are included in broader industry totals. Detailed industries with 100 or more employees are shown if industry was not a (D). For explanation of terms, abbreviations, and data reliability/comparability, see introductory text]

NAICS code	Industry	Number of employees for week including March 12	Payroll (\$1,000)		Total number of establishments	Number of establishments by employment-size class								
			First quarter	Annual		1 to 4	5 to 9	10 to 19	20 to 49	50 to 99	100 to 249	250 to 499	500 to 999	1,000 or more
<b>RUTHERFORD—Con.</b>														
<b>31-33 Manufacturing—Con.</b>														
336	Transportation equipment mfg .....	7 698	88 240	402 753	15	1	2	1	4	1	—	5	—	1
3361	Motor vehicle mfg .....	(I)	(D)	(D)	1	—	—	—	—	—	—	—	—	1
33611	Automobile & light duty motor vehicle mfg .....	(I)	(D)	(D)	1	—	—	—	—	—	—	—	—	1
3363	Motor vehicle parts mfg .....	(G)	(D)	(D)	8	—	1	—	3	1	—	3	—	—
33636	Motor vehicle seating & interior trim mfg .....	(E)	(D)	(D)	1	—	—	—	—	—	—	1	—	—
33639	Other motor vehicle parts mfg .....	859	7 464	29 568	5	—	—	—	3	—	—	2	—	—
336399	All other motor vehicle parts mfg .....	859	7 464	29 568	5	—	—	—	3	—	—	2	—	—
3366	Ship & boat building .....	(F)	(D)	(D)	2	—	—	—	—	—	—	2	—	—
33661	Ship & boat building .....	(F)	(D)	(D)	2	—	—	—	—	—	—	2	—	—
337	Furniture & related product mfg .....	201	1 626	7 594	13	5	1	4	2	1	—	—	—	—
3371	HH & institutional furniture & kitchen cabinet mfg .....	201	1 626	7 594	13	5	1	4	2	1	—	—	—	—
33711	Wood kitchen cabinet & countertop mfg .....	(C)	(D)	(D)	11	4	1	4	2	—	—	—	—	—
<b>42</b>	<b>Wholesale trade .....</b>	<b>4 294</b>	<b>40 537</b>	<b>157 852</b>	<b>207</b>	<b>89</b>	<b>43</b>	<b>33</b>	<b>21</b>	<b>10</b>	<b>7</b>	<b>4</b>	—	—
421	Wholesale trade, durable goods .....	2 382	20 902	88 080	149	68	33	23	16	3	5	1	—	—
4211	Motor vehicle, motor vehicle pt & supply whsle .	410	2 552	13 509	20	6	6	3	3	—	2	—	—	—
42111	Automobile & other motor vehicle whsle . . . .	188	896	6 621	8	3	3	—	1	—	—	—	—	—
421110	Automobile & other motor vehicle whsle . . . .	188	896	6 621	8	3	3	—	1	—	—	—	—	—
42112	Motor vehicle supplies & new parts whsle . . . .	156	1 193	4 950	6	1	1	2	1	—	1	—	—	—
421120	Motor vehicle supplies & new parts whsle . . . .	156	1 193	4 950	6	1	1	2	1	—	1	—	—	—
4212	Furniture & home furnishing whsle .....	110	597	2 542	7	6	—	—	—	—	1	—	—	—
42122	Home furnishing whsle .....	(C)	(D)	(D)	5	4	—	—	—	—	1	—	—	—
4213	Lumber & other construction materials whsle . . .	112	635	2 443	10	3	2	4	1	—	—	—	—	—
4214	Professional & commercial equip & supp whsle .	150	1 790	7 388	14	9	3	—	1	1	—	—	—	—
4215	Metal & mineral (except petroleum) whsle . . . .	143	2 154	8 259	5	—	1	2	1	1	—	—	—	—
42151	Metal service centers & offices whsle . . . . .	143	2 154	8 259	5	—	1	2	1	1	—	—	—	—
421510	Metal service centers & offices whsle . . . . .	143	2 154	8 259	5	—	1	2	1	1	—	—	—	—
4216	Electrical goods whsle .....	124	893	2 877	16	8	5	2	—	1	—	—	—	—
4217	Hardware, plumb & heating equip & sup whsle . .	142	1 411	5 920	11	3	4	1	3	—	—	—	—	—
4218	Machinery, equipment & supplies whsle .....	751	7 095	30 166	48	23	9	9	5	—	2	—	—	—
42181	Const & mining (exc petroleum) equip whsle .	215	1 911	9 399	5	2	1	1	—	—	1	—	—	—
421810	Const & mining (exc petroleum) equip whsle .	215	1 911	9 399	5	2	1	1	—	—	1	—	—	—
42183	Industrial machinery & equipment whsle .....	186	1 525	6 140	19	9	2	3	5	—	—	—	—	—
421830	Industrial machinery & equipment whsle . . . .	186	1 525	6 140	19	9	2	3	5	—	—	—	—	—
42184	Industrial supplies whsle .....	286	3 207	12 775	11	4	3	3	—	—	1	—	—	—
421840	Industrial supplies whsle .....	286	3 207	12 775	11	4	3	3	—	—	1	—	—	—
4219	Miscellaneous durable goods whsle .....	440	3 775	14 976	18	10	3	2	2	—	—	1	—	—
42199	Other miscellaneous durable goods whsle . . .	(E)	(D)	(D)	8	5	1	2	—	—	—	1	—	—
422	Wholesale trade, nondurable goods .....	1 912	19 635	69 772	58	21	10	10	5	7	2	3	—	—
4221	Paper & paper product whsle .....	(C)	(D)	(D)	4	1	2	—	—	—	1	—	—	—
42212	Stationery & office supplies whsle .....	(C)	(D)	(D)	3	1	1	—	—	—	—	—	—	—
4223	Apparel, piece goods & notions whsle .....	(C)	(D)	(D)	3	2	—	—	—	—	1	—	—	—
42231	Piece goods, notions & other dry goods whsle .....	(C)	(D)	(D)	2	1	—	—	—	—	1	—	—	—
4224	Grocery & related product whsle .....	464	3 104	14 140	14	5	1	4	2	1	—	1	—	—
42243	Dairy product (exc dried or canned) whsle . . .	(E)	(D)	(D)	3	1	—	—	—	1	—	1	—	—
4229	Miscellaneous nondurable goods whsle .....	965	12 013	38 472	25	8	6	3	2	4	—	2	—	—
42291	Farm supplies whsle .....	(E)	(D)	(D)	5	1	1	1	1	—	—	1	—	—
42292	Book, periodical & newspaper whsle .....	(F)	(D)	(D)	12	3	3	1	1	3	—	1	—	—
<b>44-45</b>	<b>Retail trade .....</b>	<b>10 282</b>	<b>45 322</b>	<b>183 231</b>	<b>628</b>	<b>244</b>	<b>188</b>	<b>101</b>	<b>50</b>	<b>19</b>	<b>24</b>	<b>1</b>	<b>1</b>	—
441	Motor vehicle & parts dealers .....	1 232	8 921	35 763	86	33	25	13	6	7	2	—	—	—
4411	Automobile dealers .....	764	6 267	24 557	37	14	12	2	2	5	2	—	—	—
44111	New car dealers .....	674	5 725	22 356	16	2	4	1	2	5	2	—	—	—
441110	New car dealers .....	674	5 725	22 356	16	2	4	1	2	5	2	—	—	—
4412	Other motor vehicle dealers .....	116	778	3 337	8	3	1	2	1	1	—	—	—	—
44122	Motorcycle & boat & other MV dealers .....	(C)	(D)	(D)	7	3	—	2	1	1	—	—	—	—
4413	Automotive parts, accessories & tire stores .....	352	1 876	7 869	41	16	12	9	3	1	—	—	—	—
44131	Automotive parts, accessories & tire stores . . .	190	826	3 334	25	11	7	4	3	—	—	—	—	—
441310	Automotive parts, accessories & tire stores . . .	190	826	3 334	25	11	7	4	3	—	—	—	—	—
44132	Tire dealers .....	162	1 050	4 535	16	5	5	5	—	1	—	—	—	—
441320	Tire dealers .....	162	1 050	4 535	16	5	5	5	—	1	—	—	—	—
442	Furniture & home furnishing stores .....	500	2 182	9 856	39	18	10	6	4	—	1	—	—	—
4421	Furniture stores .....	181	1 035	5 006	22	10	6	4	2	—	—	—	—	—
44211	Furniture stores .....	181	1 035	5 006	22	10	6	4	2	—	—	—	—	—
442110	Furniture stores .....	181	1 035	5 006	22	10	6	4	2	—	—	—	—	—
4422	Home furnishings stores .....	319	1 147	4 850	17	8	4	2	2	—	1	—	—	—
44229	Other home furnishings stores .....	281	901	3 834	11	5	2	1	2	—	1	—	—	—
442299	All other home furnishings stores .....	281	901	3 834	11	5	2	1	2	—	1	—	—	—
443	Electronics & appliance stores .....	137	771	3 292	29	17	10	1	1	—	—	—	—	—
4431	Electronics & appliance stores .....	137	771	3 292	29	17	10	1	1	—	—	—	—	—
444	Bldg material & garden equip & supp dealers .....	977	5 849	23 787	47	14	10	12	7	1	3	—	—	—
4441	Building material & supplies dealers .....	764	5 057	20 043	35	11	7	7	7	1	2	—	—	—
44411	Home centers .....	(E)	(D)	(D)	2	—	—	—	—	—	2	—	—	—
44419	Other building material dealers .....	320	2 701	10 546	22	6	4	6	5	1	—	—	—	—
444190	Other building material dealers .....	320	2 701	10 546	22	6	4	6	5	1	—	—	—	—
4442	Lawn & garden equip & supplies stores .....	213	792	3 744	12	3	3	5	—	—	1	—	—	—
44422	Nursery & garden centers .....	(C)	(D)	(D)	10	3	2	4	—	—	1	—	—	—

See footnotes at end of table.

**Table 6. Counties—Employees, Payroll, and Establishments by Industry: 2000—Con.**

[Excludes most government employees, railroad employees, and self-employed persons. Size class 1 to 4 includes establishments with payroll, but no employees, during mid-March pay period. (D) denotes figures withheld to avoid disclosing data for individual companies; the data are included in broader industry totals. Detailed industries with 100 or more employees are shown if industry was not a (D). For explanation of terms, abbreviations, and data reliability/comparability, see introductory text]

NAICS code	Industry	Number of employees for week including March 12	Payroll (\$1,000)		Total number of establishments	Number of establishments by employment-size class								
			First quarter	Annual		1 to 4	5 to 9	10 to 19	20 to 49	50 to 99	100 to 249	250 to 499	500 to 999	1,000 or more
<b>RUTHERFORD—Con.</b>														
<b>44-45 Retail trade—Con.</b>														
445	Food & beverage stores .....	1 893	6 188	24 228	65	31	11	1	8	6	8	—	—	—
4451	Grocery stores .....	1 841	5 990	23 346	46	17	6	1	8	6	8	—	—	—
44511	Grocery (except convenience) stores .....	1 787	5 878	22 945	36	9	5	1	7	6	8	—	—	—
445110	Grocery (except convenience) stores .....	1 787	5 878	22 945	36	9	5	1	7	6	8	—	—	—
446	Health & personal care stores .....	631	3 104	12 641	49	21	8	12	6	1	1	—	—	—
4461	Health & personal care stores .....	631	3 104	12 641	49	21	8	12	6	1	1	—	—	—
44611	Pharmacies & drug stores .....	369	1 930	7 790	24	7	3	8	5	1	—	—	—	—
446110	Pharmacies & drug stores .....	369	1 930	7 790	24	7	3	8	5	1	—	—	—	—
44619	Other health & personal care stores .....	139	659	2 670	8	4	3	—	—	—	1	—	—	—
446199	All other health & personal care stores .....	123	609	2 476	4	2	1	—	—	—	1	—	—	—
447	Gasoline stations .....	705	2 421	9 656	87	18	46	21	2	—	—	—	—	—
4471	Gasoline stations .....	705	2 421	9 656	87	18	46	21	2	—	—	—	—	—
44711	Gasoline stations with convenience stores .....	622	2 131	8 382	75	13	41	20	1	—	—	—	—	—
447110	Gasoline stations with convenience stores .....	622	2 131	8 382	75	13	41	20	1	—	—	—	—	—
448	Clothing & clothing accessories stores .....	715	2 546	8 904	71	25	29	9	5	3	—	—	—	—
4481	Clothing stores .....	456	1 262	5 150	37	14	11	6	3	3	—	—	—	—
44814	Family clothing stores .....	289	814	3 415	8	—	1	1	3	3	—	—	—	—
448140	Family clothing stores .....	289	814	3 415	8	—	1	1	3	3	—	—	—	—
4482	Shoe stores .....	157	431	1 656	20	7	11	1	1	—	—	—	—	—
44821	Shoe stores .....	157	431	1 656	20	7	11	1	1	—	—	—	—	—
448210	Shoe stores .....	157	431	1 656	20	7	11	1	1	—	—	—	—	—
4483	Jewelry, luggage & leather goods stores .....	102	853	2 098	14	4	7	2	1	—	—	—	—	—
44831	Jewelry stores .....	102	853	2 098	14	4	7	2	1	—	—	—	—	—
448310	Jewelry stores .....	102	853	2 098	14	4	7	2	1	—	—	—	—	—
451	Sporting goods, hobby, book & music stores .....	661	1 959	8 349	38	12	11	10	3	—	2	—	—	—
4511	Sporting goods, hobby, musical instrument stores .....	343	876	3 987	25	10	8	5	1	—	1	—	—	—
45112	Hobby, toy & game stores .....	230	460	2 200	9	4	2	1	1	—	1	—	—	—
451120	Hobby, toy & game stores .....	230	460	2 200	9	4	2	1	1	—	1	—	—	—
4512	Book, periodical & music stores .....	318	1 083	4 362	13	2	3	5	2	—	1	—	—	—
45121	Book stores & news dealers .....	242	911	3 665	8	1	2	3	1	—	1	—	—	—
451211	Book stores .....	242	911	3 665	8	1	2	3	1	—	1	—	—	—
452	General merchandise stores .....	2 016	7 465	30 894	30	7	8	5	2	1	5	1	1	—
4521	Department stores .....	533	1 666	7 314	5	—	—	—	1	1	3	—	—	—
45211	Department stores .....	533	1 666	7 314	5	—	—	—	1	1	3	—	—	—
452110	Department stores .....	533	1 666	7 314	5	—	—	—	1	1	3	—	—	—
4529	Other general merchandise stores .....	1 483	5 799	23 580	25	7	8	5	1	—	2	1	1	—
45291	Warehouse clubs & superstores .....	(G)	(D)	(D)	4	—	—	—	—	—	2	1	1	—
45299	All other general merchandise stores .....	(C)	(D)	(D)	21	7	8	5	1	—	—	—	—	—
453	Miscellaneous store retailers .....	432	1 599	6 731	69	37	17	11	4	—	—	—	—	—
4532	Office supplies, stationery & gift stores .....	139	475	1 733	15	4	6	3	2	—	—	—	—	—
4539	Other miscellaneous store retailers .....	139	721	3 192	20	10	5	4	1	—	—	—	—	—
454	Nonstore retailers .....	383	2 317	9 130	18	11	3	—	2	—	2	—	—	—
4541	Electronic shopping & mail-order houses .....	184	1 030	4 147	7	5	1	—	—	—	1	—	—	—
45411	Electronic shopping & mail-order houses .....	184	1 030	4 147	7	5	1	—	—	—	1	—	—	—
454110	Electronic shopping & mail-order houses .....	184	1 030	4 147	7	5	1	—	—	—	1	—	—	—
4543	Direct selling establishments .....	172	1 088	4 190	7	3	2	—	1	—	1	—	—	—
45439	Other direct selling establishments .....	(C)	(D)	(D)	4	2	1	—	—	—	1	—	—	—
<b>48-49 Transportation &amp; warehousing .....</b>														
481	Air transportation .....	(E)	(D)	(D)	2	—	—	—	—	1	1	—	—	—
4811	Scheduled air transportation .....	(C)	(D)	(D)	1	—	—	—	—	—	1	—	—	—
48111	Scheduled air transportation .....	(C)	(D)	(D)	1	—	—	—	—	—	1	—	—	—
484	Truck transportation .....	1 956	14 843	65 403	77	45	10	9	5	5	1	1	1	—
4841	General freight trucking .....	1 553	11 164	50 234	41	23	5	6	2	2	1	1	1	—
48412	General freight trucking, long-distance .....	1 482	10 621	47 878	30	18	3	3	1	2	1	1	1	—
4842	Specialized freight trucking .....	403	3 679	15 169	36	22	5	3	3	3	—	—	—	—
48423	Specialized freight (exc used) trucking, LDist .....	309	3 151	12 640	13	5	1	2	2	3	—	—	—	—
484230	Specialized freight (exc used) trucking, LDist .....	309	3 151	12 640	13	5	1	2	2	3	—	—	—	—
493	Warehousing & storage .....	170	1 143	4 745	9	2	—	1	6	—	—	—	—	—
4931	Warehousing & storage .....	170	1 143	4 745	9	2	—	1	6	—	—	—	—	—
49311	General warehousing & storage .....	(C)	(D)	(D)	7	1	—	1	5	—	—	—	—	—
<b>51 Information .....</b>														
511	Publishing industries .....	328	2 480	9 235	7	2	—	1	1	2	1	—	—	—
5111	Newspaper, periodical, book, database publishers .....	(E)	(D)	(D)	6	2	—	1	1	1	1	—	—	—
51111	Newspaper publishers .....	(C)	(D)	(D)	1	—	—	—	—	—	1	—	—	—
512	Motion picture & sound recording industries .....	(C)	(D)	(D)	7	1	1	2	2	1	—	—	—	—
5121	Motion picture & video industries .....	(C)	(D)	(D)	4	—	—	2	1	1	—	—	—	—
513	Broadcasting & telecommunications .....	223	1 788	7 771	17	7	3	4	2	1	—	—	—	—
5133	Telecommunications .....	191	1 656	6 779	12	5	1	3	2	1	—	—	—	—
51331	Wired telecommunications carriers .....	(C)	(D)	(D)	6	2	—	2	1	1	—	—	—	—

See footnotes at end of table.

**Table 6. Counties—Employees, Payroll, and Establishments by Industry: 2000—Con.**

[Excludes most government employees, railroad employees, and self-employed persons. Size class 1 to 4 includes establishments with payroll, but no employees, during mid-March pay period. (D) denotes figures withheld to avoid disclosing data for individual companies; the data are included in broader industry totals. Detailed industries with 100 or more employees are shown if industry was not a (D). For explanation of terms, abbreviations, and data reliability/comparability, see introductory text]

NAICS code	Industry	Number of employees for week including March 12	Payroll (\$1,000)		Total number of establishments	Number of establishments by employment-size class								
			First quarter	Annual		1 to 4	5 to 9	10 to 19	20 to 49	50 to 99	100 to 249	250 to 499	500 to 999	1,000 or more
<b>RUTHERFORD—Con.</b>														
<b>52</b>	<b>Finance &amp; insurance</b> .....	<b>3 536</b>	<b>31 366</b>	<b>130 772</b>	<b>211</b>	<b>135</b>	<b>42</b>	<b>24</b>	<b>5</b>	<b>1</b>	<b>1</b>	<b>2</b>	—	<b>1</b>
522	Credit intermediation & related activities .....	899	6 624	27 263	113	58	30	19	4	1	1	—	—	—
5221	Depository credit intermediation .....	681	4 862	19 983	56	15	19	17	3	1	1	—	—	—
52211	Commercial banking .....	448	3 131	12 832	40	8	14	15	2	1	—	—	—	—
522110	Commercial banking .....	448	3 131	12 832	40	8	14	15	2	1	—	—	—	—
52212	Savings institutions .....	(C)	(D)	(D)	9	3	3	2	—	—	1	—	—	—
5222	Nondepository credit intermediation .....	168	1 457	5 733	41	32	6	2	1	—	—	—	—	—
52229	Other nondepository credit intermediation .....	(C)	(D)	(D)	38	31	5	1	1	—	—	—	—	—
524	Insurance carriers & related activities .....	2 575	23 942	100 265	77	60	9	4	1	—	—	2	—	1
5241	Insurance carriers .....	(G)	(D)	(D)	20	15	—	2	1	—	—	1	—	1
52412	Other direct insurance carriers .....	(G)	(D)	(D)	15	13	—	—	—	—	—	—	—	1
5242	Agencies & other insurance related activities .....	(F)	(D)	(D)	57	45	9	2	—	—	—	1	—	—
52421	Insurance agencies & brokerages .....	(C)	(D)	(D)	51	40	9	2	—	—	—	—	—	—
52429	Other insurance related activities .....	(E)	(D)	(D)	6	5	—	—	—	—	—	1	—	—
<b>53</b>	<b>Real estate &amp; rental &amp; leasing</b> .....	<b>993</b>	<b>5 850</b>	<b>25 033</b>	<b>159</b>	<b>104</b>	<b>34</b>	<b>14</b>	<b>6</b>	—	<b>1</b>	—	—	—
531	Real estate .....	(E)	(D)	(D)	108	80	18	7	3	—	—	—	—	—
5311	Lessors of real estate .....	(C)	(D)	(D)	48	36	9	2	1	—	—	—	—	—
5313	Activities related to real estate .....	164	1 004	4 320	28	20	3	3	2	—	—	—	—	—
53131	Real estate property managers .....	123	728	3 020	15	9	2	2	2	—	—	—	—	—
532	Rental & leasing services .....	557	3 567	15 159	50	23	16	7	3	—	1	—	—	—
5321	Automotive equipment rental & leasing .....	267	2 275	9 548	12	8	3	—	—	—	1	—	—	—
53212	Truck, utility trailer & RV rental & leasing .....	(E)	(D)	(D)	6	2	3	—	—	—	1	—	—	—
5322	Consumer goods rental .....	210	454	1 952	24	9	6	7	2	—	—	—	—	—
53223	Video tape & disc rental .....	184	350	1 435	16	2	5	7	2	—	—	—	—	—
532230	Video tape & disc rental .....	184	350	1 435	16	2	5	7	2	—	—	—	—	—
<b>54</b>	<b>Professional, scientific &amp; technical services</b> .....	<b>1 523</b>	<b>10 285</b>	<b>43 862</b>	<b>239</b>	<b>162</b>	<b>39</b>	<b>25</b>	<b>9</b>	<b>2</b>	<b>2</b>	—	—	—
541	Professional, scientific & technical services .....	1 523	10 285	43 862	239	162	39	25	9	2	2	—	—	—
5411	Legal services .....	199	1 088	4 905	70	58	9	3	—	—	—	—	—	—
54111	Offices of lawyers .....	187	1 018	4 633	65	53	9	3	—	—	—	—	—	—
541110	Offices of lawyers .....	187	1 018	4 633	65	53	9	3	—	—	—	—	—	—
5412	Accounting, tax prep, bookkeep, payroll services .....	304	1 069	3 655	34	25	5	1	2	—	1	—	—	—
54121	Accounting, tax prep, bookkeep, payroll services .....	304	1 069	3 655	34	25	5	1	2	—	1	—	—	—
541213	Tax preparation services .....	197	418	981	6	4	—	1	—	—	1	—	—	—
5413	Architectural, engineering & related services .....	277	2 444	12 031	33	19	7	2	4	1	—	—	—	—
54133	Engineering services .....	224	2 088	10 523	19	10	4	—	4	1	—	—	—	—
541330	Engineering services .....	224	2 088	10 523	19	10	4	—	4	1	—	—	—	—
5415	Computer systems design & related services .....	229	2 713	10 569	21	14	1	4	1	—	1	—	—	—
54151	Computer systems design & related services .....	229	2 713	10 569	21	14	1	4	1	—	1	—	—	—
5416	Management, sci & tech consulting services .....	161	1 131	4 762	20	11	6	2	—	1	—	—	—	—
54161	Management consulting services .....	137	969	4 019	14	8	3	2	—	1	—	—	—	—
5419	Oth professional, scientific, technical services .....	217	1 125	5 205	33	15	8	9	1	—	—	—	—	—
54194	Veterinary services .....	124	621	3 004	16	4	6	6	—	—	—	—	—	—
541940	Veterinary services .....	124	621	3 004	16	4	6	6	—	—	—	—	—	—
<b>55</b>	<b>Management of companies &amp; enterprises</b> .....	<b>522</b>	<b>12 973</b>	<b>38 917</b>	<b>19</b>	<b>5</b>	<b>3</b>	<b>4</b>	<b>5</b>	—	<b>2</b>	—	—	—
551	Management of companies & enterprises .....	522	12 973	38 917	19	5	3	4	5	—	2	—	—	—
5511	Management of companies & enterprises .....	522	12 973	38 917	19	5	3	4	5	—	2	—	—	—
55111	Management of companies & enterprises .....	522	12 973	38 917	19	5	3	4	5	—	2	—	—	—
<b>56</b>	<b>Admin, support, waste mgt, remediation services</b> .....	<b>6 434</b>	<b>22 857</b>	<b>90 588</b>	<b>178</b>	<b>103</b>	<b>20</b>	<b>18</b>	<b>12</b>	<b>10</b>	<b>9</b>	<b>4</b>	<b>1</b>	<b>1</b>
561	Administrative & support services .....	(I)	(D)	(D)	173	101	19	17	11	10	9	4	1	1
5611	Office administrative services .....	729	4 326	17 031	15	9	1	1	2	1	—	—	1	—
56111	Office administrative services .....	729	4 326	17 031	15	9	1	1	2	1	—	—	1	—
561110	Office administrative services .....	729	4 326	17 031	15	9	1	1	2	1	—	—	1	—
5613	Employment services .....	4 331	12 509	46 758	29	5	2	1	3	6	8	3	—	1
56131	Employment placement agencies .....	(F)	(D)	(D)	6	2	—	—	2	—	1	—	—	—
56132	Temporary help services .....	3 589	9 932	35 592	20	3	1	—	1	6	6	2	—	1
561320	Temporary help services .....	3 589	9 932	35 592	20	3	1	—	1	6	6	2	—	1
56133	Employee leasing services .....	(C)	(D)	(D)	3	—	1	1	—	—	1	—	—	—
5617	Services to buildings & dwellings .....	770	2 983	13 653	94	67	10	10	3	3	1	—	—	—
56172	Janitorial services .....	459	1 779	7 413	37	25	4	4	2	1	1	—	—	—
561720	Janitorial services .....	459	1 779	7 413	37	25	4	4	2	1	1	—	—	—
56173	Landscaping services .....	243	837	4 672	47	37	4	3	1	2	—	—	—	—
561730	Landscaping services .....	243	837	4 672	47	37	4	3	1	2	—	—	—	—
5619	Other support services .....	401	1 926	7 561	11	5	3	1	1	—	—	1	—	—
56199	All other support services .....	382	1 828	7 313	8	4	2	—	1	—	—	1	—	—
561990	All other support services .....	382	1 828	7 313	8	4	2	—	1	—	—	1	—	—
<b>61</b>	<b>Educational services</b> .....	<b>261</b>	<b>1 061</b>	<b>4 501</b>	<b>27</b>	<b>18</b>	<b>3</b>	<b>3</b>	<b>2</b>	—	<b>1</b>	—	—	—
611	Educational services .....	261	1 061	4 501	27	18	3	3	2	—	1	—	—	—
6111	Elementary & secondary schools .....	177	666	2 613	7	3	—	2	1	—	1	—	—	—
61111	Elementary & secondary schools .....	177	666	2 613	7	3	—	2	1	—	1	—	—	—
611110	Elementary & secondary schools .....	177	666	2 613	7	3	—	2	1	—	1	—	—	—

See footnotes at end of table.

**Table 6. Counties—Employees, Payroll, and Establishments by Industry: 2000—Con.**

[Excludes most government employees, railroad employees, and self-employed persons. Size class 1 to 4 includes establishments with payroll, but no employees, during mid-March pay period. (D) denotes figures withheld to avoid disclosing data for individual companies; the data are included in broader industry totals. Detailed industries with 100 or more employees are shown if industry was not a (D). For explanation of terms, abbreviations, and data reliability/comparability, see introductory text]

NAICS code	Industry	Number of employees for week including March 12	Payroll (\$1,000)		Total number of establishments	Number of establishments by employment-size class								
			First quarter	Annual		1 to 4	5 to 9	10 to 19	20 to 49	50 to 99	100 to 249	250 to 499	500 to 999	1,000 or more
<b>RUTHERFORD—Con.</b>														
<b>62</b>	<b>Health care and social assistance</b> . . . . .	<b>7 064</b>	<b>54 514</b>	<b>234 204</b>	<b>315</b>	<b>138</b>	<b>80</b>	<b>45</b>	<b>27</b>	<b>16</b>	<b>6</b>	<b>1</b>	—	<b>2</b>
621	Ambulatory health care services . . . . .	2 176	22 379	101 066	222	111	61	31	11	6	1	1	—	—
6211	Offices of physicians . . . . .	687	10 292	49 773	85	38	24	18	4	1	—	—	—	—
62111	Offices of physicians . . . . .	687	10 292	49 773	85	38	24	18	4	1	—	—	—	—
6212	Offices of dentists . . . . .	349	2 575	12 022	68	32	30	6	—	—	—	—	—	—
62121	Offices of dentists . . . . .	349	2 575	12 022	68	32	30	6	—	—	—	—	—	—
621210	Offices of dentists . . . . .	349	2 575	12 022	68	32	30	6	—	—	—	—	—	—
6213	Offices of other health practitioners . . . . .	698	7 223	26 679	53	36	6	5	2	3	—	1	—	—
62134	Offices of PT, OT, speech therapy & audiology . . . . .	(F)	(D)	(D)	15	6	—	3	2	3	—	1	—	—
6214	Outpatient care centers . . . . .	149	825	3 520	6	1	1	1	2	1	—	—	—	—
62149	Other outpatient care centers . . . . .	(C)	(D)	(D)	5	1	—	1	2	1	—	—	—	—
6215	Medical & diagnostic laboratories . . . . .	117	913	6 993	3	1	—	1	1	—	—	—	—	—
62151	Medical & diagnostic laboratories . . . . .	117	913	6 993	3	1	—	1	1	—	—	—	—	—
621512	Diagnostic imaging centers . . . . .	117	913	6 993	3	1	—	1	1	—	—	—	—	—
6216	Home health care services . . . . .	176	551	2 079	7	3	—	1	2	—	1	—	—	—
62161	Home health care services . . . . .	176	551	2 079	7	3	—	1	2	—	1	—	—	—
621610	Home health care services . . . . .	176	551	2 079	7	3	—	1	2	—	1	—	—	—
622	Hospitals . . . . .	(H)	(D)	(D)	3	—	—	1	—	—	—	—	—	2
6221	General medical & surgical hospitals . . . . .	(H)	(D)	(D)	3	—	—	1	—	—	—	—	—	2
62211	General medical & surgical hospitals . . . . .	(H)	(D)	(D)	3	—	—	1	—	—	—	—	—	2
623	Nursing & residential care facilities . . . . .	1 292	5 708	24 377	26	6	4	3	2	7	4	—	—	—
6231	Nursing care facilities . . . . .	830	3 946	17 007	12	1	2	2	—	4	3	—	—	—
62311	Nursing care facilities . . . . .	830	3 946	17 007	12	1	2	2	—	4	3	—	—	—
623110	Nursing care facilities . . . . .	830	3 946	17 007	12	1	2	2	—	4	3	—	—	—
6232	Residential mental retardation, health facil . . . . .	330	1 340	5 579	6	2	—	—	1	2	1	—	—	—
62321	Residential mental retardation facilities . . . . .	(E)	(D)	(D)	2	—	—	—	—	1	1	—	—	—
6233	Community care facilities for the elderly . . . . .	(C)	(D)	(D)	6	2	1	1	1	1	—	—	—	—
62331	Community care facilities for the elderly . . . . .	(C)	(D)	(D)	6	2	1	1	1	1	—	—	—	—
624	Social assistance . . . . .	(G)	(D)	(D)	64	21	15	10	14	3	1	—	—	—
6241	Individual & family services . . . . .	223	971	4 006	18	8	3	3	3	1	—	—	—	—
62419	Other individual & family services . . . . .	181	872	3 613	14	6	2	3	2	1	—	—	—	—
624190	Other individual & family services . . . . .	181	872	3 613	14	6	2	3	2	1	—	—	—	—
6243	Vocational rehabilitation services . . . . .	(C)	(D)	(D)	2	—	—	—	—	2	—	—	—	—
62431	Vocational rehabilitation services . . . . .	(C)	(D)	(D)	2	—	—	—	—	2	—	—	—	—
6244	Child day care services . . . . .	610	1 758	7 538	39	9	12	6	11	—	1	—	—	—
62441	Child day care services . . . . .	610	1 758	7 538	39	9	12	6	11	—	1	—	—	—
624410	Child day care services . . . . .	610	1 758	7 538	39	9	12	6	11	—	1	—	—	—
<b>71</b>	<b>Arts, entertainment &amp; recreation</b> . . . . .	<b>272</b>	<b>736</b>	<b>3 407</b>	<b>41</b>	<b>24</b>	<b>7</b>	<b>6</b>	<b>4</b>	—	—	—	—	—
713	Amusement, gambling & recreation industries . . . . .	236	640	2 937	30	16	5	5	4	—	—	—	—	—
7139	Other amusement & recreation industries . . . . .	215	529	2 105	27	16	2	5	4	—	—	—	—	—
<b>72</b>	<b>Accommodation &amp; food services</b> . . . . .	<b>5 922</b>	<b>14 796</b>	<b>64 633</b>	<b>252</b>	<b>55</b>	<b>39</b>	<b>46</b>	<b>82</b>	<b>21</b>	<b>9</b>	—	—	—
721	Accommodation . . . . .	337	880	4 073	28	7	8	10	2	—	1	—	—	—
7211	Traveler accommodation . . . . .	(E)	(D)	(D)	26	6	8	10	1	—	1	—	—	—
72111	Hotels (exc casino hotels) & motels . . . . .	304	786	3 543	25	6	7	10	1	—	1	—	—	—
721110	Hotels (exc casino hotels) & motels . . . . .	304	786	3 543	25	6	7	10	1	—	1	—	—	—
722	Food services & drinking places . . . . .	5 585	13 916	60 560	224	48	31	36	80	21	8	—	—	—
7221	Full-service restaurants . . . . .	2 745	6 780	29 748	91	21	18	6	27	12	7	—	—	—
72211	Full-service restaurants . . . . .	2 745	6 780	29 748	91	21	18	6	27	12	7	—	—	—
722110	Full-service restaurants . . . . .	2 745	6 780	29 748	91	21	18	6	27	12	7	—	—	—
7222	Limited-service eating places . . . . .	2 374	5 787	25 183	108	14	9	27	51	7	—	—	—	—
72221	Limited-service eating places . . . . .	2 374	5 787	25 183	108	14	9	27	51	7	—	—	—	—
722211	Limited-service restaurants . . . . .	2 206	5 355	23 225	100	13	8	24	48	7	—	—	—	—
7223	Special food services . . . . .	(E)	(D)	(D)	14	3	4	2	2	1	—	—	—	—
72231	Food service contractors . . . . .	378	1 193	4 979	12	3	4	1	2	1	—	—	—	—
722310	Food service contractors . . . . .	378	1 193	4 979	12	3	4	1	2	1	—	—	—	—
<b>81</b>	<b>Other services (except public administration)</b> . . . . .	<b>3 152</b>	<b>12 245</b>	<b>54 198</b>	<b>371</b>	<b>225</b>	<b>84</b>	<b>40</b>	<b>16</b>	<b>3</b>	<b>2</b>	<b>1</b>	—	—
811	Repair & maintenance . . . . .	782	4 739	21 072	134	89	28	14	2	—	1	—	—	—
8111	Automotive repair & maintenance . . . . .	588	3 250	14 403	93	60	21	11	—	—	1	—	—	—
81111	Automotive mechanical & electrical R&M . . . . .	161	993	4 404	49	39	8	2	—	—	—	—	—	—
811111	General automotive repair . . . . .	130	820	3 604	40	33	5	2	—	—	—	—	—	—
811119	Other automotive R&M . . . . .	330	1 609	7 478	25	11	7	6	—	—	1	—	—	—
8113	Commercial equipment (exc auto & elec) R&M . . . . .	127	1 173	5 351	21	14	4	1	2	—	—	—	—	—
81131	Commercial equipment (exc auto & elec) R&M . . . . .	127	1 173	5 351	21	14	4	1	2	—	—	—	—	—
811310	Commercial equipment (exc auto & elec) R&M . . . . .	127	1 173	5 351	21	14	4	1	2	—	—	—	—	—
812	Personal & laundry services . . . . .	484	1 693	7 969	95	52	28	15	—	—	—	—	—	—
8121	Personal care services . . . . .	222	646	2 835	52	33	14	5	—	—	—	—	—	—
81211	Hair, nail & skin care services . . . . .	207	621	2 700	47	28	14	5	—	—	—	—	—	—
8123	Drycleaning & laundry services . . . . .	157	488	2 054	25	11	8	6	—	—	—	—	—	—
81232	Drycleaning & laundry services (exc coin-op) . . . . .	135	435	1 823	19	8	5	6	—	—	—	—	—	—
812320	Drycleaning & laundry services (exc coin-op) . . . . .	135	435	1 823	19	8	5	6	—	—	—	—	—	—

See footnotes at end of table.

**Table 6. Counties—Employees, Payroll, and Establishments by Industry: 2000—Con.**

[Excludes most government employees, railroad employees, and self-employed persons. Size class 1 to 4 includes establishments with payroll, but no employees, during mid-March pay period. (D) denotes figures withheld to avoid disclosing data for individual companies; the data are included in broader industry totals. Detailed industries with 100 or more employees are shown if industry was not a (D). For explanation of terms, abbreviations, and data reliability/comparability, see introductory text]

NAICS code	Industry	Number of employees for week including March 12	Payroll (\$1,000)		Total number of establishments	Number of establishments by employment-size class								
			First quarter	Annual		1 to 4	5 to 9	10 to 19	20 to 49	50 to 99	100 to 249	250 to 499	500 to 999	1,000 or more
<b>RUTHERFORD—Con.</b>														
<b>81</b>	<b>Other services (except public administration)—Con.</b>													
813	Religious, grantmaking, civic, prof & like organizations .....	1 886	5 813	25 157	142	84	28	11	14	3	1	1	—	—
8131	Religious organizations .....	991	2 538	10 575	105	60	22	8	13	2	—	—	—	—
81311	Religious organizations .....	991	2 538	10 575	105	60	22	8	13	2	—	—	—	—
813110	Religious organizations .....	991	2 538	10 575	105	60	22	8	13	2	—	—	—	—
8132	Grantmaking & giving services .....	(F)	(D)	(D)	6	3	2	—	—	—	—	1	—	—
81321	Grantmaking & giving services .....	(F)	(D)	(D)	6	3	2	—	—	—	—	1	—	—
8134	Civic & social organizations .....	311	601	2 377	10	4	2	1	1	1	1	—	—	—
81341	Civic & social organizations .....	311	601	2 377	10	4	2	1	1	1	1	—	—	—
813410	Civic & social organizations .....	311	601	2 377	10	4	2	1	1	1	1	—	—	—
<b>95</b>	<b>Auxiliaries (exc corporate, subsidiary &amp; regional mgt) .....</b>	<b>342</b>	<b>2 554</b>	<b>10 606</b>	<b>9</b>	<b>2</b>	<b>—</b>	<b>1</b>	<b>4</b>	<b>1</b>	<b>1</b>	<b>—</b>	<b>—</b>	<b>—</b>
<b>99</b>	<b>Unclassified establishments .....</b>	<b>62</b>	<b>369</b>	<b>1 245</b>	<b>33</b>	<b>30</b>	<b>2</b>	<b>—</b>	<b>1</b>	<b>—</b>	<b>—</b>	<b>—</b>	<b>—</b>	<b>—</b>
<b>SCOTT</b>														
	<b>Total .....</b>	<b>6 030</b>	<b>30 897</b>	<b>129 083</b>	<b>346</b>	<b>191</b>	<b>68</b>	<b>43</b>	<b>27</b>	<b>7</b>	<b>5</b>	<b>3</b>	<b>1</b>	<b>1</b>
<b>11</b>	<b>Forestry, fishing, hunting, and agriculture support .....</b>	<b>17</b>	<b>66</b>	<b>311</b>	<b>5</b>	<b>3</b>	<b>2</b>	<b>—</b>	<b>—</b>	<b>—</b>	<b>—</b>	<b>—</b>	<b>—</b>	<b>—</b>
<b>21</b>	<b>Mining .....</b>	<b>(C)</b>	<b>(D)</b>	<b>(D)</b>	<b>3</b>	<b>—</b>	<b>1</b>	<b>—</b>	<b>1</b>	<b>1</b>	<b>—</b>	<b>—</b>	<b>—</b>	<b>—</b>
212	Mining (except oil & gas) .....	(C)	(D)	(D)	2	—	—	—	1	1	—	—	—	—
2121	Coal mining .....	(C)	(D)	(D)	2	—	—	—	1	1	—	—	—	—
21211	Coal mining .....	(C)	(D)	(D)	2	—	—	—	1	1	—	—	—	—
<b>22</b>	<b>Utilities .....</b>	<b>(B)</b>	<b>(D)</b>	<b>(D)</b>	<b>1</b>	<b>—</b>	<b>—</b>	<b>—</b>	<b>1</b>	<b>—</b>	<b>—</b>	<b>—</b>	<b>—</b>	<b>—</b>
<b>23</b>	<b>Construction .....</b>	<b>304</b>	<b>1 361</b>	<b>7 189</b>	<b>39</b>	<b>24</b>	<b>7</b>	<b>5</b>	<b>2</b>	<b>1</b>	<b>—</b>	<b>—</b>	<b>—</b>	<b>—</b>
235	Special trade contractors .....	216	980	5 552	23	15	3	2	2	1	—	—	—	—
2359	Other special trade contractors .....	108	600	3 562	10	7	1	1	—	1	—	—	—	—
<b>31-33</b>	<b>Manufacturing .....</b>	<b>2 983</b>	<b>16 907</b>	<b>69 322</b>	<b>44</b>	<b>16</b>	<b>9</b>	<b>5</b>	<b>6</b>	<b>1</b>	<b>4</b>	<b>1</b>	<b>1</b>	<b>1</b>
314	Textile product mills .....	(E)	(D)	(D)	1	—	—	—	—	—	—	1	—	—
3149	Other textile product mills .....	(E)	(D)	(D)	1	—	—	—	—	—	—	1	—	—
31499	All other textile product mills .....	(E)	(D)	(D)	1	—	—	—	—	—	—	1	—	—
315	Apparel manufacturing .....	(E)	(D)	(D)	3	—	—	1	—	1	1	—	—	—
3159	Apparel accessories & other apparel mfg .....	(E)	(D)	(D)	2	—	—	1	—	—	1	—	—	—
31599	Apparel accessories & other apparel mfg .....	(E)	(D)	(D)	2	—	—	1	—	—	1	—	—	—
321	Wood product mfg .....	1 400	8 488	36 754	13	5	3	1	1	—	2	—	—	1
3219	Other wood product mfg .....	1 341	8 249	35 778	6	—	2	1	—	—	2	—	—	1
32191	Millwork .....	(G)	(D)	(D)	2	—	—	1	—	—	—	—	—	1
32199	All other wood product mfg .....	(E)	(D)	(D)	3	—	1	—	—	—	2	—	—	—
326	Plastics & rubber products mfg .....	(E)	(D)	(D)	3	—	1	—	1	—	1	—	—	—
3262	Rubber product mfg .....	(E)	(D)	(D)	3	—	1	—	1	—	1	—	—	—
32622	Rubber & plastics hoses & belting mfg .....	(C)	(D)	(D)	2	—	—	—	1	—	1	—	—	—
332	Fabricated metal product mfg .....	169	1 106	4 859	11	3	3	2	3	—	—	—	—	—
336	Transportation equipment mfg .....	(F)	(D)	(D)	3	1	—	—	1	—	—	—	1	—
3362	Motor vehicle body & trailer mfg .....	(F)	(D)	(D)	1	—	—	—	—	—	—	—	1	—
33621	Motor vehicle body & trailer mfg .....	(F)	(D)	(D)	1	—	—	—	—	—	—	—	1	—
<b>42</b>	<b>Wholesale trade .....</b>	<b>111</b>	<b>493</b>	<b>2 404</b>	<b>16</b>	<b>10</b>	<b>3</b>	<b>1</b>	<b>2</b>	<b>—</b>	<b>—</b>	<b>—</b>	<b>—</b>	<b>—</b>
<b>44-45</b>	<b>Retail trade .....</b>	<b>805</b>	<b>2 717</b>	<b>11 631</b>	<b>75</b>	<b>38</b>	<b>18</b>	<b>15</b>	<b>2</b>	<b>1</b>	<b>—</b>	<b>1</b>	<b>—</b>	<b>—</b>
445	Food & beverage stores .....	179	444	1 776	12	3	4	2	2	1	—	—	—	—
4451	Grocery stores .....	(C)	(D)	(D)	9	1	3	2	2	1	—	—	—	—
44511	Grocery (except convenience) stores .....	151	380	1 495	7	1	2	1	2	1	—	—	—	—
445110	Grocery (except convenience) stores .....	151	380	1 495	7	1	2	1	2	1	—	—	—	—
452	General merchandise stores .....	(E)	(D)	(D)	4	1	1	1	—	—	—	1	—	—
4521	Department stores .....	(E)	(D)	(D)	1	—	—	—	—	—	—	1	—	—
45211	Department stores .....	(E)	(D)	(D)	1	—	—	—	—	—	—	1	—	—
<b>48-49</b>	<b>Transportation &amp; warehousing .....</b>	<b>69</b>	<b>433</b>	<b>2 333</b>	<b>19</b>	<b>14</b>	<b>1</b>	<b>4</b>	<b>—</b>	<b>—</b>	<b>—</b>	<b>—</b>	<b>—</b>	<b>—</b>
<b>51</b>	<b>Information .....</b>	<b>29</b>	<b>70</b>	<b>283</b>	<b>3</b>	<b>1</b>	<b>1</b>	<b>1</b>	<b>—</b>	<b>—</b>	<b>—</b>	<b>—</b>	<b>—</b>	<b>—</b>
<b>52</b>	<b>Finance &amp; insurance .....</b>	<b>163</b>	<b>917</b>	<b>3 791</b>	<b>16</b>	<b>11</b>	<b>2</b>	<b>—</b>	<b>2</b>	<b>1</b>	<b>—</b>	<b>—</b>	<b>—</b>	<b>—</b>
522	Credit intermediation & related activities .....	(C)	(D)	(D)	7	5	—	—	1	1	—	—	—	—
5221	Depository credit intermediation .....	(C)	(D)	(D)	5	3	—	—	1	1	—	—	—	—
52211	Commercial banking .....	(C)	(D)	(D)	5	3	—	—	1	1	—	—	—	—
<b>53</b>	<b>Real estate &amp; rental &amp; leasing .....</b>	<b>27</b>	<b>127</b>	<b>501</b>	<b>6</b>	<b>4</b>	<b>2</b>	<b>—</b>	<b>—</b>	<b>—</b>	<b>—</b>	<b>—</b>	<b>—</b>	<b>—</b>
<b>54</b>	<b>Professional, scientific &amp; technical services .....</b>	<b>(B)</b>	<b>(D)</b>	<b>(D)</b>	<b>17</b>	<b>15</b>	<b>—</b>	<b>2</b>	<b>—</b>	<b>—</b>	<b>—</b>	<b>—</b>	<b>—</b>	<b>—</b>
<b>55</b>	<b>Management of companies &amp; enterprises .....</b>	<b>(A)</b>	<b>(D)</b>	<b>(D)</b>	<b>2</b>	<b>1</b>	<b>1</b>	<b>—</b>	<b>—</b>	<b>—</b>	<b>—</b>	<b>—</b>	<b>—</b>	<b>—</b>
<b>56</b>	<b>Admin, support, waste mgt, remediation services .....</b>	<b>(B)</b>	<b>(D)</b>	<b>(D)</b>	<b>3</b>	<b>2</b>	<b>—</b>	<b>—</b>	<b>1</b>	<b>—</b>	<b>—</b>	<b>—</b>	<b>—</b>	<b>—</b>

See footnotes at end of table.



**Table 6. Counties—Employees, Payroll, and Establishments by Industry: 2000—Con.**

[Excludes most government employees, railroad employees, and self-employed persons. Size class 1 to 4 includes establishments with payroll, but no employees, during mid-March pay period. (D) denotes figures withheld to avoid disclosing data for individual companies; the data are included in broader industry totals. Detailed industries with 100 or more employees are shown if industry was not a (D). For explanation of terms, abbreviations, and data reliability/comparability, see introductory text]

NAICS code	Industry	Number of employees for week including March 12	Payroll (\$1,000)		Total number of establishments	Number of establishments by employment-size class								
			First quarter	Annual		1 to 4	5 to 9	10 to 19	20 to 49	50 to 99	100 to 249	250 to 499	500 to 999	1,000 or more
<b>SCOTT—Con.</b>														
<b>62</b>	<b>Health care and social assistance</b> .....	<b>576</b>	<b>3 745</b>	<b>15 158</b>	<b>38</b>	<b>14</b>	<b>11</b>	<b>6</b>	<b>5</b>	<b>1</b>	<b>1</b>	—	—	—
621	Ambulatory health care services .....	266	1 764	7 627	30	10	10	6	4	—	—	—	—	—
622	Hospitals .....	(C)	(D)	(D)	1	—	—	—	—	—	1	—	—	—
6221	General medical & surgical hospitals .....	(C)	(D)	(D)	1	—	—	—	—	—	1	—	—	—
62211	General medical & surgical hospitals .....	(C)	(D)	(D)	1	—	—	—	—	—	1	—	—	—
623	Nursing & residential care facilities .....	(C)	(D)	(D)	2	—	—	—	1	1	—	—	—	—
6231	Nursing care facilities .....	(C)	(D)	(D)	2	—	—	—	1	1	—	—	—	—
62311	Nursing care facilities .....	(C)	(D)	(D)	2	—	—	—	1	1	—	—	—	—
<b>71</b>	<b>Arts, entertainment &amp; recreation</b> .....	<b>(A)</b>	<b>(D)</b>	<b>(D)</b>	<b>1</b>	<b>1</b>	—	—	—	—	—	—	—	—
<b>72</b>	<b>Accommodation &amp; food services</b> .....	<b>286</b>	<b>553</b>	<b>2 631</b>	<b>24</b>	<b>11</b>	<b>5</b>	<b>2</b>	<b>5</b>	<b>1</b>	—	—	—	—
722	Food services & drinking places .....	263	491	2 378	21	10	4	1	5	1	—	—	—	—
7222	Limited-service eating places .....	225	408	2 055	13	5	2	—	5	1	—	—	—	—
72221	Limited-service eating places .....	225	408	2 055	13	5	2	—	5	1	—	—	—	—
722211	Limited-service restaurants .....	225	408	2 055	13	5	2	—	5	1	—	—	—	—
<b>81</b>	<b>Other services (except public administration)</b> .....	<b>396</b>	<b>1 478</b>	<b>6 570</b>	<b>33</b>	<b>26</b>	<b>5</b>	<b>1</b>	—	—	—	<b>1</b>	—	—
812	Personal & laundry services .....	(E)	(D)	(D)	6	5	—	—	—	—	—	1	—	—
8123	Drycleaning & laundry services .....	(E)	(D)	(D)	2	1	—	—	—	—	—	1	—	—
81232	Drycleaning & laundry services (exc coin-op) .	(E)	(D)	(D)	1	—	—	—	—	—	—	1	—	—
<b>95</b>	<b>Auxiliaries (exc corporate, subsidiary &amp; regional mgt)</b> .....	<b>(A)</b>	<b>(D)</b>	<b>(D)</b>	<b>1</b>	—	—	<b>1</b>	—	—	—	—	—	—
<b>SEQUATCHIE</b>														
	<b>Total</b> .....	<b>2 400</b>	<b>11 106</b>	<b>44 323</b>	<b>168</b>	<b>91</b>	<b>33</b>	<b>25</b>	<b>10</b>	<b>6</b>	<b>2</b>	—	<b>1</b>	—
<b>11</b>	<b>Forestry, fishing, hunting, and agriculture support</b> .....	<b>(A)</b>	<b>(D)</b>	<b>(D)</b>	<b>3</b>	<b>2</b>	<b>1</b>	—	—	—	—	—	—	—
<b>21</b>	<b>Mining</b> .....	<b>(A)</b>	<b>(D)</b>	<b>(D)</b>	<b>2</b>	<b>2</b>	—	—	—	—	—	—	—	—
<b>22</b>	<b>Utilities</b> .....	<b>(A)</b>	<b>(D)</b>	<b>(D)</b>	<b>1</b>	—	—	<b>1</b>	—	—	—	—	—	—
<b>23</b>	<b>Construction</b> .....	<b>53</b>	<b>299</b>	<b>1 271</b>	<b>10</b>	<b>6</b>	<b>2</b>	<b>2</b>	—	—	—	—	—	—
<b>31-33</b>	<b>Manufacturing</b> .....	<b>969</b>	<b>5 577</b>	<b>21 420</b>	<b>11</b>	<b>2</b>	<b>2</b>	<b>3</b>	<b>1</b>	<b>1</b>	<b>1</b>	—	<b>1</b>	—
333	Machinery mfg .....	(F)	(D)	(D)	1	—	—	—	—	—	—	—	1	—
3336	Engine, turbine & power transmsn equip mfg ...	(F)	(D)	(D)	1	—	—	—	—	—	—	—	1	—
33361	Engine, turbine & power transmsn equip mfg .	(F)	(D)	(D)	1	—	—	—	—	—	—	—	1	—
335	Electrical equip, appliance & component mfg .....	(C)	(D)	(D)	1	—	—	—	—	—	1	—	—	—
3359	Other electrical equipment & component mfg ...	(C)	(D)	(D)	1	—	—	—	—	—	1	—	—	—
33591	Battery mfg .....	(C)	(D)	(D)	1	—	—	—	—	—	1	—	—	—
339	Miscellaneous mfg .....	(C)	(D)	(D)	2	—	—	1	—	1	—	—	—	—
3399	Other miscellaneous mfg .....	(C)	(D)	(D)	2	—	—	1	—	1	—	—	—	—
<b>42</b>	<b>Wholesale trade</b> .....	<b>155</b>	<b>818</b>	<b>3 727</b>	<b>10</b>	<b>4</b>	<b>2</b>	<b>3</b>	—	<b>1</b>	—	—	—	—
421	Wholesale trade, durable goods .....	125	612	2 871	5	2	—	2	—	1	—	—	—	—
4219	Miscellaneous durable goods whsle .....	(C)	(D)	(D)	3	1	—	1	—	1	—	—	—	—
42191	Sporting & recreational goods & supply whsle .....	(C)	(D)	(D)	3	1	—	1	—	1	—	—	—	—
<b>44-45</b>	<b>Retail trade</b> .....	<b>312</b>	<b>1 153</b>	<b>4 741</b>	<b>42</b>	<b>23</b>	<b>11</b>	<b>6</b>	<b>1</b>	<b>1</b>	—	—	—	—
<b>48-49</b>	<b>Transportation &amp; warehousing</b> .....	<b>101</b>	<b>380</b>	<b>1 310</b>	<b>7</b>	<b>4</b>	—	<b>2</b>	—	<b>1</b>	—	—	—	—
484	Truck transportation .....	101	380	1 310	7	4	—	2	—	1	—	—	—	—
<b>51</b>	<b>Information</b> .....	<b>(A)</b>	<b>(D)</b>	<b>(D)</b>	<b>2</b>	<b>1</b>	<b>1</b>	—	—	—	—	—	—	—
<b>52</b>	<b>Finance &amp; insurance</b> .....	<b>103</b>	<b>373</b>	<b>1 677</b>	<b>8</b>	<b>5</b>	—	<b>1</b>	<b>1</b>	<b>1</b>	—	—	—	—
<b>53</b>	<b>Real estate &amp; rental &amp; leasing</b> .....	<b>(B)</b>	<b>(D)</b>	<b>(D)</b>	<b>5</b>	<b>3</b>	<b>1</b>	<b>1</b>	—	—	—	—	—	—
<b>54</b>	<b>Professional, scientific &amp; technical services</b> .....	<b>27</b>	<b>117</b>	<b>587</b>	<b>9</b>	<b>7</b>	<b>2</b>	—	—	—	—	—	—	—
<b>55</b>	<b>Management of companies &amp; enterprises</b> .	<b>(A)</b>	<b>(D)</b>	<b>(D)</b>	<b>1</b>	—	<b>1</b>	—	—	—	—	—	—	—
<b>56</b>	<b>Admin, support, waste mgt, remediation services</b> .....	<b>6</b>	<b>27</b>	<b>101</b>	<b>4</b>	<b>4</b>	—	—	—	—	—	—	—	—
<b>62</b>	<b>Health care and social assistance</b> .....	<b>304</b>	<b>1 139</b>	<b>4 693</b>	<b>16</b>	<b>6</b>	<b>4</b>	<b>3</b>	<b>1</b>	<b>1</b>	<b>1</b>	—	—	—
624	Social assistance .....	167	539	2 255	6	2	2	1	—	—	1	—	—	—
6241	Individual & family services .....	(C)	(D)	(D)	2	1	—	—	—	—	1	—	—	—
62419	Other individual & family services .....	(C)	(D)	(D)	1	—	—	—	—	—	1	—	—	—
<b>71</b>	<b>Arts, entertainment &amp; recreation</b> .....	<b>(A)</b>	<b>(D)</b>	<b>(D)</b>	<b>1</b>	—	—	<b>1</b>	—	—	—	—	—	—
<b>72</b>	<b>Accommodation &amp; food services</b> .....	<b>(C)</b>	<b>(D)</b>	<b>(D)</b>	<b>17</b>	<b>7</b>	<b>2</b>	<b>2</b>	<b>6</b>	—	—	—	—	—
722	Food services & drinking places .....	237	434	1 821	16	6	2	2	6	—	—	—	—	—
7221	Full-service restaurants .....	107	179	754	8	4	—	1	3	—	—	—	—	—
72211	Full-service restaurants .....	107	179	754	8	4	—	1	3	—	—	—	—	—
722110	Full-service restaurants .....	107	179	754	8	4	—	1	3	—	—	—	—	—
7222	Limited-service eating places .....	130	255	1 067	8	2	2	1	3	—	—	—	—	—
72221	Limited-service eating places .....	130	255	1 067	8	2	2	1	3	—	—	—	—	—
<b>81</b>	<b>Other services (except public administration)</b> .....	<b>46</b>	<b>130</b>	<b>577</b>	<b>18</b>	<b>14</b>	<b>4</b>	—	—	—	—	—	—	—
<b>99</b>	<b>Unclassified establishments</b> .....	<b>(A)</b>	<b>(D)</b>	<b>(D)</b>	<b>1</b>	<b>1</b>	—	—	—	—	—	—	—	—

See footnotes at end of table.

**Table 6. Counties—Employees, Payroll, and Establishments by Industry: 2000—Con.**

[Excludes most government employees, railroad employees, and self-employed persons. Size class 1 to 4 includes establishments with payroll, but no employees, during mid-March pay period. (D) denotes figures withheld to avoid disclosing data for individual companies; the data are included in broader industry totals. Detailed industries with 100 or more employees are shown if industry was not a (D). For explanation of terms, abbreviations, and data reliability/comparability, see introductory text]

NAICS code	Industry	Number of employees for week including March 12	Payroll (\$1,000)		Total number of establishments	Number of establishments by employment-size class								
			First quarter	Annual		1 to 4	5 to 9	10 to 19	20 to 49	50 to 99	100 to 249	250 to 499	500 to 999	1,000 or more
<b>SEVIER</b>														
	<b>Total .....</b>	<b>27 639</b>	<b>116 059</b>	<b>575 604</b>	<b>2 523</b>	<b>1 325</b>	<b>554</b>	<b>341</b>	<b>207</b>	<b>64</b>	<b>24</b>	<b>7</b>	<b>1</b>	<b>-</b>
<b>21</b>	<b>Mining .....</b>	<b>(B)</b>	<b>(D)</b>	<b>(D)</b>	<b>2</b>	<b>-</b>	<b>-</b>	<b>1</b>	<b>1</b>	<b>-</b>	<b>-</b>	<b>-</b>	<b>-</b>	<b>-</b>
<b>22</b>	<b>Utilities .....</b>	<b>67</b>	<b>529</b>	<b>2 313</b>	<b>6</b>	<b>2</b>	<b>3</b>	<b>-</b>	<b>1</b>	<b>-</b>	<b>-</b>	<b>-</b>	<b>-</b>	<b>-</b>
<b>23</b>	<b>Construction .....</b>	<b>1 641</b>	<b>7 957</b>	<b>38 939</b>	<b>246</b>	<b>177</b>	<b>34</b>	<b>24</b>	<b>10</b>	<b>-</b>	<b>-</b>	<b>-</b>	<b>1</b>	<b>-</b>
233	Building, developing & general contracting .....	(F)	(D)	(D)	103	75	13	10	5	-	-	-	-	-
2332	Residential building construction .....	365	1 471	6 199	82	61	12	7	2	-	-	-	-	-
23321	Single-family housing construction .....	356	1 435	5 996	77	57	11	7	2	-	-	-	-	-
233210	Single-family housing construction .....	356	1 435	5 996	77	57	11	7	2	-	-	-	-	-
234	Heavy construction .....	(F)	(D)	(D)	10	7	1	1	-	-	-	-	1	-
2341	Highway, street, bridge & tunnel construction ...	(F)	(D)	(D)	6	4	1	-	-	-	-	-	1	-
23411	Highway & street construction .....	(F)	(D)	(D)	6	4	1	-	-	-	-	-	1	-
235	Special trade contractors .....	609	2 601	11 652	133	95	20	13	5	-	-	-	-	-
2351	Plumbing, heating & AC contractor .....	175	926	3 602	33	24	4	3	2	-	-	-	-	-
23511	Plumbing, heating & AC contractor .....	175	926	3 602	33	24	4	3	2	-	-	-	-	-
235110	Plumbing, heating & AC contractor .....	175	926	3 602	33	24	4	3	2	-	-	-	-	-
2353	Electrical contractors .....	125	389	2 572	20	10	6	2	2	-	-	-	-	-
23531	Electrical contractors .....	125	389	2 572	20	10	6	2	2	-	-	-	-	-
235310	Electrical contractors .....	125	389	2 572	20	10	6	2	2	-	-	-	-	-
2354	Masonry, drywall, insulation, tile contractors ...	111	525	1 829	19	12	4	2	1	-	-	-	-	-
<b>31-33</b>	<b>Manufacturing .....</b>	<b>2 402</b>	<b>15 495</b>	<b>71 752</b>	<b>93</b>	<b>36</b>	<b>26</b>	<b>10</b>	<b>9</b>	<b>7</b>	<b>3</b>	<b>2</b>	<b>-</b>	<b>-</b>
311	Food mfg .....	273	999	5 474	16	3	7	3	2	-	1	-	-	-
3113	Sugar & confectionery product mfg .....	(C)	(D)	(D)	13	2	6	3	2	-	-	-	-	-
31133	Confectionery mfg from purchased chocolate .	(C)	(D)	(D)	11	1	5	3	2	-	-	-	-	-
3116	Animal slaughtering & processing .....	(C)	(D)	(D)	1	-	-	-	-	-	1	-	-	-
31161	Animal slaughtering & processing .....	(C)	(D)	(D)	1	-	-	-	-	-	1	-	-	-
313	Textile mills .....	(E)	(D)	(D)	1	-	-	-	-	-	-	1	-	-
3132	Fabric mills .....	(E)	(D)	(D)	1	-	-	-	-	-	-	1	-	-
31321	Broadwoven fabric mills .....	(E)	(D)	(D)	1	-	-	-	-	-	-	1	-	-
327	Nonmetallic mineral product mfg .....	143	1 053	4 449	9	5	1	-	2	1	-	-	-	-
332	Fabricated metal product mfg .....	147	842	3 418	9	4	1	1	2	1	-	-	-	-
334	Computer & electronic product mfg .....	(E)	(D)	(D)	3	-	-	1	-	1	1	-	-	-
3343	Audio & video equipment mfg .....	(C)	(D)	(D)	1	-	-	-	-	-	1	-	-	-
33431	Audio & video equipment mfg .....	(C)	(D)	(D)	1	-	-	-	-	-	1	-	-	-
336	Transportation equipment mfg .....	(F)	(D)	(D)	3	1	-	-	-	-	1	1	-	-
3363	Motor vehicle parts mfg .....	(F)	(D)	(D)	2	-	-	-	-	-	1	1	-	-
33631	Motor vehicle gas engine & engine parts mfg .	(E)	(D)	(D)	1	-	-	-	-	-	-	1	-	-
33632	MV electrical & electronic equipment mfg .....	(C)	(D)	(D)	1	-	-	-	-	-	1	-	-	-
<b>42</b>	<b>Wholesale trade .....</b>	<b>292</b>	<b>1 877</b>	<b>8 031</b>	<b>54</b>	<b>32</b>	<b>14</b>	<b>7</b>	<b>1</b>	<b>-</b>	<b>-</b>	<b>-</b>	<b>-</b>	<b>-</b>
421	Wholesale trade, durable goods .....	205	1 434	6 066	37	22	11	3	1	-	-	-	-	-
<b>44-45</b>	<b>Retail trade .....</b>	<b>6 288</b>	<b>25 201</b>	<b>115 727</b>	<b>722</b>	<b>366</b>	<b>210</b>	<b>99</b>	<b>32</b>	<b>7</b>	<b>6</b>	<b>2</b>	<b>-</b>	<b>-</b>
441	Motor vehicle & parts dealers .....	320	2 185	9 881	27	13	4	5	4	1	-	-	-	-
4411	Automobile dealers .....	(C)	(D)	(D)	8	4	-	1	2	1	-	-	-	-
44111	New car dealers .....	137	1 256	5 065	3	-	-	-	2	1	-	-	-	-
441110	New car dealers .....	137	1 256	5 065	3	-	-	-	2	1	-	-	-	-
442	Furniture & home furnishings stores .....	343	1 353	6 000	47	18	19	8	1	1	-	-	-	-
4422	Home furnishings stores .....	325	1 258	5 516	43	16	17	8	1	1	-	-	-	-
44229	Other home furnishings stores .....	322	1 246	5 423	39	12	17	8	1	1	-	-	-	-
442299	All other home furnishings stores .....	322	1 246	5 423	39	12	17	8	1	1	-	-	-	-
444	Bldg material & garden equip & supp dealers .....	471	2 318	10 477	44	22	8	10	3	-	1	-	-	-
4441	Building material & supplies dealers .....	389	1 912	8 805	37	19	7	8	2	-	1	-	-	-
44411	Home centers .....	(C)	(D)	(D)	1	-	-	-	-	-	1	-	-	-
44413	Hardware stores .....	(C)	(D)	(D)	14	8	1	3	2	-	-	-	-	-
44419	Other building material dealers .....	105	590	2 840	19	9	5	5	-	-	-	-	-	-
444190	Other building material dealers .....	105	590	2 840	19	9	5	5	-	-	-	-	-	-
445	Food & beverage stores .....	1 048	3 801	16 404	63	33	14	7	2	3	4	-	-	-
4451	Grocery stores .....	956	3 521	15 087	38	16	7	6	2	3	4	-	-	-
44511	Grocery (except convenience) stores .....	868	3 266	13 970	23	8	5	1	2	3	4	-	-	-
445110	Grocery (except convenience) stores .....	868	3 266	13 970	23	8	5	1	2	3	4	-	-	-
446	Health & personal care stores .....	213	1 020	5 075	27	11	9	6	1	-	-	-	-	-
4461	Health & personal care stores .....	213	1 020	5 075	27	11	9	6	1	-	-	-	-	-
44611	Pharmacies & drug stores .....	135	705	3 423	10	2	2	5	1	-	-	-	-	-
446110	Pharmacies & drug stores .....	135	705	3 423	10	2	2	5	1	-	-	-	-	-
447	Gasoline stations .....	386	1 286	5 641	52	16	24	10	2	-	-	-	-	-
4471	Gasoline stations .....	386	1 286	5 641	52	16	24	10	2	-	-	-	-	-
44711	Gasoline stations with convenience stores ...	331	1 097	4 766	44	12	21	10	1	-	-	-	-	-
447110	Gasoline stations with convenience stores .	331	1 097	4 766	44	12	21	10	1	-	-	-	-	-

See footnotes at end of table.

**Table 6. Counties—Employees, Payroll, and Establishments by Industry: 2000—Con.**

[Excludes most government employees, railroad employees, and self-employed persons. Size class 1 to 4 includes establishments with payroll, but no employees, during mid-March pay period. (D) denotes figures withheld to avoid disclosing data for individual companies; the data are included in broader industry totals. Detailed industries with 100 or more employees are shown if industry was not a (D). For explanation of terms, abbreviations, and data reliability/comparability, see introductory text]

NAICS code	Industry	Number of employees for week including March 12	Payroll (\$1,000)		Total number of establishments	Number of establishments by employment-size class																		
			First quarter	Annual		1 to 4	5 to 9	10 to 19	20 to 49	50 to 99	100 to 249	250 to 499	500 to 999	1,000 or more										
<b>SEVIER—Con.</b>																								
<b>44-45 Retail trade—Con.</b>																								
448	Clothing & clothing accessories stores . . . . .	1 521	5 029	24 620	212	91	80	28	12	1	—	—	—	—										
4481	Clothing stores . . . . .	1 136	3 628	17 024	146	57	59	18	11	1	—	—	—	—										
44811	Men's clothing stores . . . . .	199	788	3 587	17	5	7	2	2	1	—	—	—	—										
448110	Men's clothing stores . . . . .	199	788	3 587	17	5	7	2	2	1	—	—	—	—										
44812	Women's clothing stores . . . . .	238	647	3 068	39	11	25	3	—	—	—	—	—	—										
448120	Women's clothing stores . . . . .	238	647	3 068	39	11	25	3	—	—	—	—	—	—										
44814	Family clothing stores . . . . .	407	1 353	6 712	38	12	9	10	7	—	—	—	—	—										
448140	Family clothing stores . . . . .	407	1 353	6 712	38	12	9	10	7	—	—	—	—	—										
44819	Other clothing stores . . . . .	133	373	1 596	24	15	7	1	1	—	—	—	—	—										
448190	Other clothing stores . . . . .	133	373	1 596	24	15	7	1	1	—	—	—	—	—										
4482	Shoe stores . . . . .	231	775	3 246	36	17	13	5	1	—	—	—	—	—										
44821	Shoe stores . . . . .	231	775	3 246	36	17	13	5	1	—	—	—	—	—										
448210	Shoe stores . . . . .	231	775	3 246	36	17	13	5	1	—	—	—	—	—										
4483	Jewelry, luggage & leather goods stores . . . . .	154	626	4 350	30	17	8	5	—	—	—	—	—	—										
44831	Jewelry stores . . . . .	112	490	3 619	23	13	6	4	—	—	—	—	—	—										
448310	Jewelry stores . . . . .	112	490	3 619	23	13	6	4	—	—	—	—	—	—										
451	Sporting goods, hobby, book & music stores . . . . .	234	740	3 659	42	28	4	7	3	—	—	—	—	—										
4511	Sporting goods, hobby, musical instrument stores . . . . .	108	344	1 864	25	19	2	3	1	—	—	—	—	—										
4512	Book, periodical & music stores . . . . .	126	396	1 795	17	9	2	4	2	—	—	—	—	—										
452	General merchandise stores . . . . .	539	2 744	10 677	9	2	3	1	1	1	—	1	—	—										
4529	Other general merchandise stores . . . . .	(E)	(D)	(D)	8	2	3	1	1	—	—	1	—	—										
45291	Warehouse clubs & superstores . . . . .	(E)	(D)	(D)	1	—	—	—	—	—	—	1	—	—										
453	Miscellaneous store retailers . . . . .	793	3 097	17 193	175	121	37	14	2	—	1	—	—	—										
4532	Office supplies, stationery & gift stores . . . . .	(F)	(D)	(D)	114	80	23	8	2	—	1	—	—	—										
45322	Gift, novelty & souvenir stores . . . . .	539	1 805	11 104	113	80	23	8	1	—	1	—	—	—										
453220	Gift, novelty & souvenir stores . . . . .	539	1 805	11 104	113	80	23	8	1	—	1	—	—	—										
4539	Other miscellaneous store retailers . . . . .	185	1 075	4 954	39	21	13	5	—	—	—	—	—	—										
454	Nonstore retailers . . . . .	359	1 380	5 054	12	7	2	1	1	—	—	1	—	—										
4541	Electronic shopping & mail-order houses . . . . .	(E)	(D)	(D)	6	3	1	—	1	—	—	1	—	—										
45411	Electronic shopping & mail-order houses . . . . .	(E)	(D)	(D)	6	3	1	—	1	—	—	1	—	—										
<b>48-49 Transportation &amp; warehousing</b>													<b>245</b>	<b>1 259</b>	<b>5 894</b>	<b>40</b>	<b>27</b>	<b>9</b>	<b>3</b>	<b>—</b>	<b>—</b>	<b>1</b>	<b>—</b>	<b>—</b>
484	Truck transportation . . . . .	179	953	4 461	24	18	3	2	—	—	1	—	—	—										
4842	Specialized freight trucking . . . . .	155	828	3 790	16	11	2	2	—	—	1	—	—	—										
48422	Specialized freight (exc used) trucking, local . . . . .	143	797	3 610	13	9	2	1	—	—	—	—	—	—										
484220	Specialized freight (exc used) trucking, local . . . . .	143	797	3 610	13	9	2	1	—	—	—	—	—	—										
<b>51 Information</b>													<b>405</b>	<b>2 008</b>	<b>8 672</b>	<b>27</b>	<b>11</b>	<b>7</b>	<b>4</b>	<b>3</b>	<b>1</b>	<b>1</b>	<b>—</b>	<b>—</b>
511	Publishing industries . . . . .	114	558	2 437	5	1	1	2	—	1	—	—	—	—										
5111	Newspaper, periodical, book, database publishers . . . . .	(C)	(D)	(D)	4	1	1	1	—	1	—	—	—	—										
512	Motion picture & sound recording industries . . . . .	(C)	(D)	(D)	5	2	—	—	2	—	1	—	—	—										
5122	Sound recording industries . . . . .	(C)	(D)	(D)	2	—	—	—	1	—	1	—	—	—										
51224	Sound recording studios . . . . .	(C)	(D)	(D)	1	—	—	—	—	—	1	—	—	—										
513	Broadcasting & telecommunications . . . . .	100	925	3 515	15	7	5	2	1	—	—	—	—	—										
<b>52 Finance &amp; insurance</b>													<b>680</b>	<b>4 788</b>	<b>21 156</b>	<b>86</b>	<b>52</b>	<b>18</b>	<b>9</b>	<b>4</b>	<b>3</b>	<b>—</b>	<b>—</b>	<b>—</b>
522	Credit intermediation & related activities . . . . .	555	3 922	16 549	47	21	14	6	3	3	—	—	—	—										
5221	Depository credit intermediation . . . . .	527	3 763	15 776	34	9	13	6	3	3	—	—	—	—										
52211	Commercial banking . . . . .	475	3 324	13 836	27	7	9	6	2	3	—	—	—	—										
522110	Commercial banking . . . . .	475	3 324	13 836	27	7	9	6	2	3	—	—	—	—										
524	Insurance carriers & related activities . . . . .	109	751	3 959	30	23	3	3	1	—	—	—	—	—										
<b>53 Real estate &amp; rental &amp; leasing</b>													<b>1 229</b>	<b>6 431</b>	<b>37 342</b>	<b>151</b>	<b>90</b>	<b>29</b>	<b>21</b>	<b>5</b>	<b>4</b>	<b>2</b>	<b>—</b>	<b>—</b>
531	Real estate . . . . .	1 099	5 906	34 751	133	80	24	19	5	3	2	—	—	—										
5311	Lessors of real estate . . . . .	200	746	3 755	50	35	10	4	1	—	—	—	—	—										
5312	Offices of real estate agents & brokers . . . . .	497	3 189	16 857	48	27	8	8	2	2	1	—	—	—										
53121	Offices of real estate agents & brokers . . . . .	497	3 189	16 857	48	27	8	8	2	2	1	—	—	—										
531210	Offices of real estate agents & brokers . . . . .	497	3 189	16 857	48	27	8	8	2	2	1	—	—	—										
5313	Activities related to real estate . . . . .	402	1 971	14 139	35	18	6	7	2	1	1	—	—	—										
53131	Real estate property managers . . . . .	382	1 924	13 806	27	11	5	7	2	1	1	—	—	—										
531311	Residential property managers . . . . .	355	1 786	13 222	23	8	5	6	2	1	1	—	—	—										
<b>54 Professional, scientific &amp; technical services</b>													<b>463</b>	<b>2 545</b>	<b>11 777</b>	<b>111</b>	<b>82</b>	<b>22</b>	<b>5</b>	<b>1</b>	<b>1</b>	<b>—</b>	<b>—</b>	<b>—</b>
541	Professional, scientific & technical services . . . . .	463	2 545	11 777	111	82	22	5	1	1	—	—	—	—										
5411	Legal services . . . . .	110	730	3 268	32	24	7	1	—	—	—	—	—	—										
54111	Offices of lawyers . . . . .	102	660	2 958	29	22	6	1	—	—	—	—	—	—										
541110	Offices of lawyers . . . . .	102	660	2 958	29	22	6	1	—	—	—	—	—	—										
5412	Accounting, tax prep, bookkeep, payroll services . . . . .	147	818	3 644	25	20	2	1	1	1	—	—	—	—										
54121	Accounting, tax prep, bookkeep, payroll services . . . . .	147	818	3 644	25	20	2	1	1	1	—	—	—	—										
<b>55 Management of companies &amp; enterprises</b>													<b>(B)</b>	<b>(D)</b>	<b>(D)</b>	<b>3</b>	<b>1</b>	<b>1</b>	<b>1</b>	<b>—</b>	<b>—</b>	<b>—</b>	<b>—</b>	

See footnotes at end of table.

**Table 6. Counties—Employees, Payroll, and Establishments by Industry: 2000—Con.**

[Excludes most government employees, railroad employees, and self-employed persons. Size class 1 to 4 includes establishments with payroll, but no employees, during mid-March pay period. (D) denotes figures withheld to avoid disclosing data for individual companies; the data are included in broader industry totals. Detailed industries with 100 or more employees are shown if industry was not a (D). For explanation of terms, abbreviations, and data reliability/comparability, see introductory text]

NAICS code	Industry	Number of employees for week including March 12	Payroll (\$1,000)		Total number of establishments	Number of establishments by employment-size class								
			First quarter	Annual		1 to 4	5 to 9	10 to 19	20 to 49	50 to 99	100 to 249	250 to 499	500 to 999	1,000 or more
<b>SEVIER—Con.</b>														
<b>56</b>	<b>Admin, support, waste mgmt, remediation services</b>	<b>630</b>	<b>3 306</b>	<b>16 488</b>	<b>91</b>	<b>60</b>	<b>19</b>	<b>6</b>	<b>4</b>	<b>2</b>	—	—	—	—
561	Administrative & support services	615	3 210	16 059	87	57	18	6	4	2	—	—	—	—
5611	Office administrative services	117	1 226	4 743	12	8	2	1	—	1	—	—	—	—
56111	Office administrative services	117	1 226	4 743	12	8	2	1	—	1	—	—	—	—
561110	Office administrative services	117	1 226	4 743	12	8	2	1	—	1	—	—	—	—
5617	Services to buildings & dwellings	212	750	3 681	37	21	10	5	1	—	—	—	—	—
56172	Janitorial services	129	471	1 994	18	9	5	3	1	—	—	—	—	—
561720	Janitorial services	129	471	1 994	18	9	5	3	1	—	—	—	—	—
<b>61</b>	<b>Educational services</b>	<b>153</b>	<b>546</b>	<b>2 018</b>	<b>8</b>	<b>2</b>	<b>2</b>	<b>1</b>	<b>2</b>	<b>1</b>	—	—	—	—
611	Educational services	153	546	2 018	8	2	2	1	2	1	—	—	—	—
<b>62</b>	<b>Health care and social assistance</b>	<b>1 428</b>	<b>7 154</b>	<b>31 568</b>	<b>101</b>	<b>47</b>	<b>29</b>	<b>15</b>	<b>4</b>	<b>4</b>	<b>1</b>	<b>1</b>	—	—
621	Ambulatory health care services	400	2 502	11 934	67	36	18	11	2	—	—	—	—	—
6211	Offices of physicians	161	1 053	5 554	30	17	7	6	—	—	—	—	—	—
62111	Offices of physicians	161	1 053	5 554	30	17	7	6	—	—	—	—	—	—
622	Hospitals	(E)	(D)	(D)	1	—	—	—	—	—	—	1	—	—
6221	General medical & surgical hospitals	(E)	(D)	(D)	1	—	—	—	—	—	—	1	—	—
62211	General medical & surgical hospitals	(E)	(D)	(D)	1	—	—	—	—	—	—	1	—	—
623	Nursing & residential care facilities	477	2 015	7 598	11	4	1	1	—	4	1	—	—	—
6231	Nursing care facilities	(C)	(D)	(D)	2	—	—	—	—	1	1	—	—	—
62311	Nursing care facilities	(C)	(D)	(D)	2	—	—	—	—	1	1	—	—	—
6233	Community care facilities for the elderly	(C)	(D)	(D)	2	—	—	—	—	2	—	—	—	—
62331	Community care facilities for the elderly	(C)	(D)	(D)	2	—	—	—	—	2	—	—	—	—
624	Social assistance	(C)	(D)	(D)	22	7	10	3	2	—	—	—	—	—
6244	Child day care services	127	340	1 562	15	4	8	1	2	—	—	—	—	—
62441	Child day care services	127	340	1 562	15	4	8	1	2	—	—	—	—	—
624410	Child day care services	127	340	1 562	15	4	8	1	2	—	—	—	—	—
<b>71</b>	<b>Arts, entertainment &amp; recreation</b>	<b>1 770</b>	<b>6 895</b>	<b>49 537</b>	<b>86</b>	<b>39</b>	<b>18</b>	<b>14</b>	<b>10</b>	<b>1</b>	<b>2</b>	<b>2</b>	—	—
711	Performing arts, spectator sports & related industries	450	1 347	12 136	16	5	5	2	3	—	—	1	—	—
7111	Performing arts companies	(E)	(D)	(D)	11	3	3	1	3	—	—	1	—	—
71111	Theater companies & dinner theaters	355	829	7 411	5	1	1	—	2	—	—	1	—	—
711110	Theater companies & dinner theaters	355	829	7 411	5	1	1	—	2	—	—	1	—	—
712	Museums, historical sites & like institutions	126	425	2 232	13	6	3	2	2	—	—	—	—	—
7121	Museums, historical sites & like institutions	126	425	2 232	13	6	3	2	2	—	—	—	—	—
713	Amusement, gambling & recreation industries	1 194	5 123	35 169	57	28	10	10	5	1	2	1	—	—
7131	Amusement parks & arcades	753	3 582	26 632	19	6	1	6	4	—	1	1	—	—
71311	Amusement & theme parks	687	3 410	25 786	13	3	1	5	2	—	1	1	—	—
713110	Amusement & theme parks	687	3 410	25 786	13	3	1	5	2	—	1	1	—	—
7139	Other amusement & recreation industries	441	1 541	8 537	38	22	9	4	1	1	1	—	—	—
71392	Skiing facilities	(C)	(D)	(D)	1	—	—	—	—	—	1	—	—	—
71399	All other amusement & recreation industries	204	477	4 350	28	14	8	4	1	1	—	—	—	—
713990	All other amusement & recreation industries	204	477	4 350	28	14	8	4	1	1	—	—	—	—
<b>72</b>	<b>Accommodation &amp; food services</b>	<b>8 629</b>	<b>25 252</b>	<b>132 900</b>	<b>438</b>	<b>126</b>	<b>61</b>	<b>100</b>	<b>112</b>	<b>31</b>	<b>8</b>	—	—	—
721	Accommodation	3 355	10 979	59 482	214	66	37	54	45	9	3	—	—	—
7211	Traveler accommodation	3 275	10 800	57 953	196	53	33	54	44	9	3	—	—	—
72111	Hotels (exc casino hotels) & motels	3 058	10 018	53 534	174	45	25	50	43	8	3	—	—	—
721110	Hotels (exc casino hotels) & motels	3 058	10 018	53 534	174	45	25	50	43	8	3	—	—	—
72119	Other traveler accommodation	217	782	4 419	22	8	8	4	1	1	—	—	—	—
721199	All other traveler accommodation	185	687	3 960	17	7	5	3	1	1	—	—	—	—
722	Food services & drinking places	5 274	14 273	73 418	224	60	24	46	67	22	5	—	—	—
7221	Full-service restaurants	3 633	10 524	53 522	122	30	9	22	36	21	4	—	—	—
72211	Full-service restaurants	3 633	10 524	53 522	122	30	9	22	36	21	4	—	—	—
722110	Full-service restaurants	3 633	10 524	53 522	122	30	9	22	36	21	4	—	—	—
7222	Limited-service eating places	1 588	3 662	19 182	92	24	13	23	30	1	1	—	—	—
72221	Limited-service eating places	1 588	3 662	19 182	92	24	13	23	30	1	1	—	—	—
722211	Limited-service restaurants	1 492	3 389	17 320	75	13	9	22	29	1	1	—	—	—
<b>81</b>	<b>Other services (except public administration)</b>	<b>1 180</b>	<b>4 100</b>	<b>17 958</b>	<b>220</b>	<b>141</b>	<b>49</b>	<b>21</b>	<b>7</b>	<b>2</b>	—	—	—	—
811	Repair & maintenance	185	757	3 020	52	36	12	4	—	—	—	—	—	—
8111	Automotive repair & maintenance	152	615	2 361	39	27	8	4	—	—	—	—	—	—
812	Personal & laundry services	328	1 279	5 882	60	33	14	11	2	—	—	—	—	—
8129	Other personal services	136	571	2 515	25	12	8	5	—	—	—	—	—	—
81299	All other personal services	112	498	2 158	17	6	6	5	—	—	—	—	—	—
812990	All other personal services	112	498	2 158	17	6	6	5	—	—	—	—	—	—
813	Religious, grantmaking, civic, prof & like organizations	667	2 064	9 056	108	72	23	6	5	2	—	—	—	—
8131	Religious organizations	375	1 016	4 253	72	53	10	5	3	1	—	—	—	—
81311	Religious organizations	375	1 016	4 253	72	53	10	5	3	1	—	—	—	—
813110	Religious organizations	375	1 016	4 253	72	53	10	5	3	1	—	—	—	—
8139	Business, labor, political, like organizations	260	897	4 187	31	17	11	—	2	1	—	—	—	—
81399	Oth similar organizations (exc business, prof, labor, pol)	219	765	3 555	23	14	6	—	2	1	—	—	—	—
813990	Oth similar organizations (exc business, prof, labor, pol)	219	765	3 555	23	14	6	—	2	1	—	—	—	—

See footnotes at end of table.

**Table 6. Counties—Employees, Payroll, and Establishments by Industry: 2000—Con.**

[Excludes most government employees, railroad employees, and self-employed persons. Size class 1 to 4 includes establishments with payroll, but no employees, during mid-March pay period. (D) denotes figures withheld to avoid disclosing data for individual companies; the data are included in broader industry totals. Detailed industries with 100 or more employees are shown if industry was not a (D). For explanation of terms, abbreviations, and data reliability/comparability, see introductory text]

NAICS code	Industry	Number of employees for week including March 12	Payroll (\$1,000)		Total number of establishments	Number of establishments by employment-size class									
			First quarter	Annual		1 to 4	5 to 9	10 to 19	20 to 49	50 to 99	100 to 249	250 to 499	500 to 999	1,000 or more	
<b>SEVIER—Con.</b>															
95	<b>Auxiliaries (exc corporate, subsidiary &amp; regional mgt) .....</b>	<b>60</b>	<b>215</b>	<b>1 007</b>	<b>5</b>	<b>2</b>	<b>2</b>	<b>—</b>	<b>1</b>	<b>—</b>	<b>—</b>	<b>—</b>	<b>—</b>	<b>—</b>	
99	<b>Unclassified establishments .....</b>	<b>(B)</b>	<b>(D)</b>	<b>(D)</b>	<b>33</b>	<b>32</b>	<b>1</b>	<b>—</b>	<b>—</b>	<b>—</b>	<b>—</b>	<b>—</b>	<b>—</b>	<b>—</b>	
<b>SHELBY</b>															
	<b>Total .....</b>	<b>477 299</b>	<b>3 707 056</b>	<b>15 339 492</b>	<b>21 343</b>	<b>9 597</b>	<b>4 288</b>	<b>3 151</b>	<b>2 544</b>	<b>952</b>	<b>575</b>	<b>151</b>	<b>54</b>	<b>31</b>	
11	<b>Forestry, fishing, hunting, and agriculture support .....</b>	<b>(A)</b>	<b>(D)</b>	<b>(D)</b>	<b>9</b>	<b>8</b>	<b>1</b>	<b>—</b>	<b>—</b>	<b>—</b>	<b>—</b>	<b>—</b>	<b>—</b>	<b>—</b>	
21	<b>Mining .....</b>	<b>135</b>	<b>1 212</b>	<b>5 268</b>	<b>7</b>	<b>3</b>	<b>1</b>	<b>1</b>	<b>1</b>	<b>1</b>	<b>—</b>	<b>—</b>	<b>—</b>	<b>—</b>	
212	Mining (except oil & gas) .....	(C)	(D)	(D)	5	2	1	—	1	1	—	—	—	—	
2123	Nonmetallic mineral mining & quarrying .....	(C)	(D)	(D)	5	2	1	—	1	1	—	—	—	—	
21232	Sand, gravel, clay, refractory minerals mining .....	(C)	(D)	(D)	5	2	1	—	1	1	—	—	—	—	
22	<b>Utilities .....</b>	<b>(A)</b>	<b>(D)</b>	<b>(D)</b>	<b>4</b>	<b>3</b>	<b>—</b>	<b>1</b>	<b>—</b>	<b>—</b>	<b>—</b>	<b>—</b>	<b>—</b>	<b>—</b>	
23	<b>Construction .....</b>	<b>24 338</b>	<b>190 738</b>	<b>850 909</b>	<b>1 563</b>	<b>744</b>	<b>265</b>	<b>254</b>	<b>181</b>	<b>80</b>	<b>37</b>	<b>1</b>	<b>1</b>	<b>—</b>	
233	Building, developing & general contracting .....	4 976	41 653	189 167	498	293	83	59	44	12	7	—	—	—	
2331	Land subdivision & land development .....	180	1 070	5 783	41	31	5	3	2	—	—	—	—	—	
23311	Land subdivision & land development .....	180	1 070	5 783	41	31	5	3	2	—	—	—	—	—	
233110	Land subdivision & land development .....	180	1 070	5 783	41	31	5	3	2	—	—	—	—	—	
2332	Residential building construction .....	1 707	13 161	59 033	319	216	58	29	13	2	1	—	—	—	
23321	Single-family housing construction .....	1 496	11 666	51 014	304	212	54	26	10	1	1	—	—	—	
233210	Single-family housing construction .....	1 496	11 666	51 014	304	212	54	26	10	1	1	—	—	—	
23322	Multifamily housing construction .....	211	1 495	8 019	15	4	4	3	3	1	—	—	—	—	
233220	Multifamily housing construction .....	211	1 495	8 019	15	4	4	3	3	1	—	—	—	—	
2333	Nonresidential building construction .....	3 089	27 422	124 351	138	46	20	27	29	10	6	—	—	—	
23331	Mfg & industrial building construction .....	573	6 190	27 390	28	11	5	4	5	2	1	—	—	—	
233310	Mfg & industrial building construction .....	573	6 190	27 390	28	11	5	4	5	2	1	—	—	—	
23332	Commercial & institutional bldg construction ..	2 516	21 232	96 961	110	35	15	23	24	8	5	—	—	—	
233320	Commercial & institutional bldg construction ..	2 516	21 232	96 961	110	35	15	23	24	8	5	—	—	—	
234	Heavy construction .....	2 494	17 915	83 844	80	24	8	18	10	14	6	—	—	—	
2341	Highway, street, bridge & tunnel construction ...	1 292	10 242	47 608	27	7	—	7	3	6	4	—	—	—	
23411	Highway & street construction .....	1 228	9 770	45 405	24	5	—	7	3	5	4	—	—	—	
234110	Highway & street construction .....	1 228	9 770	45 405	24	5	—	7	3	5	4	—	—	—	
2349	Other heavy construction .....	1 202	7 673	36 236	53	17	8	11	7	8	2	—	—	—	
23491	Water, sewer & pipeline construction .....	533	3 257	15 216	11	2	—	2	1	5	1	—	—	—	
234910	Water, sewer & pipeline construction .....	533	3 257	15 216	11	2	—	2	1	5	1	—	—	—	
23492	Pwr, communication transmsn line construction .....	(C)	(D)	(D)	9	4	1	1	1	2	—	—	—	—	
23499	All other heavy construction .....	495	3 158	15 272	32	10	7	8	5	1	1	—	—	—	
234990	All other heavy construction .....	495	3 158	15 272	32	10	7	8	5	1	1	—	—	—	
235	Special trade contractors .....	16 868	131 170	577 898	985	427	174	177	127	54	24	1	1	—	
2351	Plumbing, heating & AC contractor .....	4 712	39 907	171 868	236	89	48	44	35	14	5	—	1	—	
23511	Plumbing, heating & AC contractor .....	4 712	39 907	171 868	236	89	48	44	35	14	5	—	1	—	
235110	Plumbing, heating & AC contractor .....	4 712	39 907	171 868	236	89	48	44	35	14	5	—	1	—	
2352	Painting & wall covering contractors .....	795	4 256	18 400	91	57	10	11	11	2	—	—	—	—	
23521	Painting & wall covering contractors .....	795	4 256	18 400	91	57	10	11	11	2	—	—	—	—	
235210	Painting & wall covering contractors .....	795	4 256	18 400	91	57	10	11	11	2	—	—	—	—	
2353	Electrical contractors .....	4 123	33 847	150 126	173	55	31	34	30	14	9	—	—	—	
23531	Electrical contractors .....	4 123	33 847	150 126	173	55	31	34	30	14	9	—	—	—	
235310	Electrical contractors .....	4 123	33 847	150 126	173	55	31	34	30	14	9	—	—	—	
2354	Masonry, drywall, insulation, tile contractors ...	2 278	15 659	71 672	122	57	14	20	16	13	2	—	—	—	
23541	Masonry & stone contractors .....	981	6 083	27 824	48	24	4	8	6	5	1	—	—	—	
235410	Masonry & stone contractors .....	981	6 083	27 824	48	24	4	8	6	5	1	—	—	—	
23542	Drywall, acoustical & insulation contractors ...	1 034	8 079	37 212	49	20	6	8	6	8	1	—	—	—	
235420	Drywall, acoustical & insulation contractors ...	1 034	8 079	37 212	49	20	6	8	6	8	1	—	—	—	
23543	Tile, marble, terrazzo & mosaic contractors ..	263	1 497	6 636	25	13	4	4	4	—	—	—	—	—	
235430	Tile, marble, terrazzo & mosaic contractors ..	263	1 497	6 636	25	13	4	4	4	—	—	—	—	—	
2355	Carpentry & floor contractors .....	(E)	(D)	(D)	82	51	21	6	3	1	—	—	—	—	
23551	Carpentry contractors .....	276	1 609	6 940	53	30	17	3	3	—	—	—	—	—	
235510	Carpentry contractors .....	276	1 609	6 940	53	30	17	3	3	—	—	—	—	—	
23552	Floor laying & other floor contractors .....	(C)	(D)	(D)	29	21	4	3	—	1	—	—	—	—	
2356	Roofing, siding, & sheet metal contractors .....	1 066	8 448	38 507	63	25	11	16	7	2	2	—	—	—	
23561	Roofing, siding, & sheet metal contractors ...	1 066	8 448	38 507	63	25	11	16	7	2	2	—	—	—	
235610	Roofing, siding, & sheet metal contractors ...	1 066	8 448	38 507	63	25	11	16	7	2	2	—	—	—	
2357	Concrete contractors .....	1 148	7 181	28 679	64	22	17	13	5	5	2	—	—	—	
23571	Concrete contractors .....	1 148	7 181	28 679	64	22	17	13	5	5	2	—	—	—	
235710	Concrete contractors .....	1 148	7 181	28 679	64	22	17	13	5	5	2	—	—	—	
2359	Other special trade contractors .....	2 280	18 853	85 981	153	71	22	33	19	3	4	1	—	—	
23591	Structural steel erection contractors .....	346	2 863	10 988	10	3	1	2	1	1	2	—	—	—	
235910	Structural steel erection contractors .....	346	2 863	10 988	10	3	1	2	1	1	2	—	—	—	
23592	Glass & glazing contractors .....	186	1 372	6 318	16	5	4	3	4	—	—	—	—	—	
235920	Glass & glazing contractors .....	186	1 372	6 318	16	5	4	3	4	—	—	—	—	—	
23593	Excavation contractors .....	237	1 667	7 975	32	20	1	8	3	—	—	—	—	—	
235930	Excavation contractors .....	237	1 667	7 975	32	20	1	8	3	—	—	—	—	—	
23595	Bldg equip & oth mach installation contractor .	918	9 420	42 690	22	5	1	7	5	1	2	1	—	—	
235950	Bldg equip & oth mach installation contractor .	918	9 420	42 690	22	5	1	7	5	1	2	1	—	—	
23599	All other special trade contractors .....	554	3 343	17 327	69	37	13	13	5	1	—	—	—	—	
235990	All other special trade contractors .....	554	3 343	17 327	69	37	13	13	5	1	—	—	—	—	

See footnotes at end of table.

**Table 6. Counties—Employees, Payroll, and Establishments by Industry: 2000—Con.**

[Excludes most government employees, railroad employees, and self-employed persons. Size class 1 to 4 includes establishments with payroll, but no employees, during mid-March pay period. (D) denotes figures withheld to avoid disclosing data for individual companies; the data are included in broader industry totals. Detailed industries with 100 or more employees are shown if industry was not a (D). For explanation of terms, abbreviations, and data reliability/comparability, see introductory text]

NAICS code	Industry	Number of employees for week including March 12	Payroll (\$1,000)		Total number of establishments	Number of establishments by employment-size class									
			First quarter	Annual		1 to 4	5 to 9	10 to 19	20 to 49	50 to 99	100 to 249	250 to 499	500 to 999	1,000 or more	
<b>SHELBY—Con.</b>															
<b>31-33</b>	<b>Manufacturing</b>	<b>36 736</b>	<b>345 257</b>	<b>1 414 352</b>	<b>838</b>	<b>239</b>	<b>148</b>	<b>140</b>	<b>148</b>	<b>72</b>	<b>66</b>	<b>17</b>	<b>5</b>	<b>3</b>	
311	Food mfg	4 412	40 428	173 469	53	11	10	9	4	4	10	4	1	—	
3111	Animal food mfg	120	998	5 304	3	—	—	—	3	—	—	—	—	—	
31111	Animal food mfg	120	998	5 304	3	—	—	—	3	—	—	—	—	—	
3112	Grain & oilseed milling	1 328	17 255	76 040	6	—	—	1	—	—	2	3	—	—	
31122	Starch & vegetable fats & oils mfg	(F)	(D)	(D)	5	—	—	1	—	—	2	2	—	—	
31123	Breakfast cereal manufacturing	(E)	(D)	(D)	1	—	—	—	—	—	—	1	—	—	
3113	Sugar & confectionery product mfg	(E)	(D)	(D)	2	—	—	1	—	—	—	1	—	—	
31134	Nonchocolate confectionery mfg	(E)	(D)	(D)	2	—	—	1	—	—	—	1	—	—	
3114	Fruit & veg preserving & specialty food mfg	(E)	(D)	(D)	5	1	1	1	—	—	2	—	—	—	
31141	Frozen food mfg	(C)	(D)	(D)	2	1	—	—	—	—	1	—	—	—	
31142	Fruit & veg canning, pickling & drying	(C)	(D)	(D)	3	—	1	1	—	—	1	—	—	—	
3115	Dairy product mfg	388	2 230	9 971	4	—	1	1	—	—	2	—	—	—	
31151	Dairy product (exc frozen) mfg	(C)	(D)	(D)	3	—	1	1	—	—	1	—	—	—	
31152	Ice cream & frozen dessert mfg	(C)	(D)	(D)	1	—	—	—	—	—	1	—	—	—	
3116	Animal slaughtering & processing	(C)	(D)	(D)	5	1	1	1	—	—	2	—	—	—	
31161	Animal slaughtering & processing	(C)	(D)	(D)	5	1	1	1	—	—	2	—	—	—	
3118	Bakeries & tortilla mfg	1 397	11 572	47 570	18	7	4	2	1	1	2	—	1	—	
31181	Bread & bakery product mfg	(G)	(D)	(D)	17	7	4	2	—	1	2	—	1	—	
311812	Commercial bakeries	1 318	11 240	46 147	6	2	—	—	—	1	2	—	1	—	
3119	Other food mfg	341	2 424	10 177	10	2	3	2	—	1	2	—	—	—	
31199	All other food mfg	301	2 262	9 580	3	—	—	—	—	1	2	—	—	—	
312	Beverage & tobacco product mfg	1 050	9 648	43 368	8	2	1	1	—	—	3	—	1	—	
3121	Beverage mfg	(F)	(D)	(D)	7	2	1	1	—	—	2	—	1	—	
31211	Soft drink & ice mfg	(E)	(D)	(D)	6	2	1	1	—	—	2	—	—	—	
31212	Breweries	(F)	(D)	(D)	1	—	—	—	—	—	—	—	1	—	
3122	Tobacco mfg	(C)	(D)	(D)	1	—	—	—	—	—	1	—	—	—	
31222	Tobacco product mfg	(C)	(D)	(D)	1	—	—	—	—	—	1	—	—	—	
313	Textile mills	(C)	(D)	(D)	8	2	3	1	1	1	—	—	—	—	
3132	Fabric mills	(C)	(D)	(D)	4	2	—	—	1	1	—	—	—	—	
31323	Nonwoven fabric mills	(C)	(D)	(D)	3	1	—	—	1	1	—	—	—	—	
314	Textile product mills	524	6 689	23 735	17	7	2	2	3	2	1	—	—	—	
3149	Other textile product mills	473	6 488	23 064	12	4	2	1	2	2	1	—	—	—	
31491	Textile bag & canvas mills	(C)	(D)	(D)	7	3	—	1	1	2	—	—	—	—	
31499	All other textile product mills	(E)	(D)	(D)	5	1	2	—	1	—	1	—	—	—	
315	Apparel manufacturing	261	1 277	4 423	19	10	1	2	5	1	—	—	—	—	
3152	Cut & sew apparel mfg	147	683	2 524	12	7	1	2	1	1	—	—	—	—	
3159	Apparel accessories & other apparel mfg	114	594	1 899	7	3	—	—	4	—	—	—	—	—	
31599	Apparel accessories & other apparel mfg	114	594	1 899	7	3	—	—	4	—	—	—	—	—	
321	Wood product mfg	1 114	4 926	21 665	33	6	4	8	9	3	3	—	—	—	
3219	Other wood product mfg	1 015	4 281	18 670	26	4	4	6	6	3	3	—	—	—	
32191	Millwork	733	3 085	13 807	11	—	—	3	4	1	3	—	—	—	
321918	Other millwork (including flooring)	585	2 196	9 314	6	—	—	1	2	—	3	—	—	—	
32192	Wood container & pallet mfg	197	870	3 674	10	3	2	3	—	2	—	—	—	—	
321920	Wood container & pallet mfg	197	870	3 674	10	3	2	3	—	2	—	—	—	—	
322	Paper mfg	2 845	32 371	149 483	29	4	1	5	3	7	6	2	1	—	
3221	Pulp, paper & paperboard mills	915	14 644	47 568	4	—	—	—	1	—	1	2	—	—	
32211	Pulp mills	(E)	(D)	(D)	2	—	—	—	1	—	—	1	—	—	
32212	Paper mills	(E)	(D)	(D)	2	—	—	—	—	—	1	1	—	—	
3222	Converted paper product mfg	1 930	17 727	101 915	25	4	1	5	2	7	5	—	1	—	
32221	Paperboard container mfg	1 077	10 774	68 765	16	2	—	3	2	5	4	—	—	—	
322212	Folding paperboard box mfg	411	3 767	41 043	5	—	—	1	—	2	2	—	—	—	
32222	Paper bag & coated & treated paper mfg	625	5 136	25 379	4	2	—	—	—	1	—	—	1	—	
32223	Stationery product mfg	(C)	(D)	(D)	3	—	1	—	—	1	1	—	—	—	
323	Printing & related support activities	3 328	29 616	136 160	146	60	37	18	15	8	6	1	1	—	
3231	Printing & related support activities	3 328	29 616	136 160	146	60	37	18	15	8	6	1	1	—	
32311	Printing	3 070	27 035	124 562	124	49	34	14	12	7	6	1	1	—	
323110	Commercial lithographic printing	1 764	15 747	78 907	61	23	13	8	9	3	4	—	1	—	
323113	Commercial screen printing	143	942	3 830	12	6	2	2	1	1	—	—	—	—	
323114	Quick printing	250	1 742	6 783	30	13	11	4	1	1	—	—	—	—	
32312	Printing support activities	258	2 581	11 598	22	11	3	4	3	1	—	—	—	—	
324	Petroleum & coal products mfg	(E)	(D)	(D)	10	4	3	1	—	1	—	1	—	—	
3241	Petroleum & coal products mfg	(E)	(D)	(D)	10	4	3	1	—	1	—	1	—	—	
32411	Petroleum refineries	(E)	(D)	(D)	2	1	—	—	—	—	—	1	—	—	
32412	Asphalt paving, roofing & saturated mat mfg	(C)	(D)	(D)	6	2	3	—	—	1	—	—	—	—	
325	Chemical mfg	4 217	46 837	189 089	67	12	7	12	16	5	10	5	—	—	
3251	Basic chemical mfg	1 577	21 893	87 759	16	4	1	3	—	3	3	2	—	—	
32518	Other basic inorganic chemical mfg	(F)	(D)	(D)	3	1	—	—	—	1	1	—	—	—	
32519	Other basic organic chemical mfg	(F)	(D)	(D)	9	1	1	1	—	3	2	1	—	—	
3252	Resin, syn rubber, artf & syn fibers, fil mfg	214	2 782	11 013	4	1	—	—	1	1	1	—	—	—	
32521	Resin & synthetic rubber mfg	214	2 782	11 013	4	1	—	—	1	1	1	—	—	—	
325211	Plastics material & resin mfg	214	2 782	11 013	4	1	—	—	1	1	1	—	—	—	
3253	Pesticide, fertilizer & oth ag chemical mfg	(E)	(D)	(D)	5	1	1	—	1	—	1	1	—	—	
32531	Fertilizer mfg	(C)	(D)	(D)	2	1	—	—	—	—	1	—	—	—	
32532	Pesticide & other agricultural chemical mfg	(E)	(D)	(D)	3	—	1	—	1	—	—	1	—	—	
3254	Pharmaceutical & medicine mfg	394	3 879	14 453	6	2	—	1	2	—	—	1	—	—	
32541	Pharmaceutical & medicine mfg	394	3 879	14 453	6	2	—	1	2	—	—	1	—	—	
3255	Paint, coating & adhesive mfg	796	7 213	32 546	14	—	—	4	7	—	2	1	—	—	
32551	Paint & coating mfg	683	5 761	25 882	9	—	—	3	3	—	2	1	—	—	
325510	Paint & coating mfg	683	5 761	25 882	9	—	—	3	3	—	2	1	—	—	
32552	Adhesive mfg	113	1 452	6 664	5	—	—	1	4	—	—	—	—	—	
325520	Adhesive mfg	113	1 452	6 664	5	—	—	1	4	—	—	—	—	—	

See footnotes at end of table.

**Table 6. Counties—Employees, Payroll, and Establishments by Industry: 2000—Con.**

[Excludes most government employees, railroad employees, and self-employed persons. Size class 1 to 4 includes establishments with payroll, but no employees, during mid-March pay period. (D) denotes figures withheld to avoid disclosing data for individual companies; the data are included in broader industry totals. Detailed industries with 100 or more employees are shown if industry was not a (D). For explanation of terms, abbreviations, and data reliability/comparability, see introductory text]

NAICS code	Industry	Number of employees for week including March 12	Payroll (\$1,000)		Total number of establishments	Number of establishments by employment-size class									
			First quarter	Annual		1 to 4	5 to 9	10 to 19	20 to 49	50 to 99	100 to 249	250 to 499	500 to 999	1,000 or more	
<b>SHELBY—Con.</b>															
<b>31-33 Manufacturing—Con.</b>															
325	Chemical mfg—Con.														
3256	Soap, cleaners & toilet preparation mfg . . . . .	591	5 719	23 049	11	1	3	2	2	—	3	—	—	—	
32561	Soap & cleaning compound mfg . . . . .	365	3 298	14 071	7	1	3	1	—	—	2	—	—	—	
32562	Toilet preparation mfg . . . . .	226	2 421	8 978	4	—	—	1	2	—	1	—	—	—	
325620	Toilet preparation mfg . . . . .	226	2 421	8 978	4	—	—	1	2	—	1	—	—	—	
3259	Other chemical product & preparation mfg . . . . .	(C)	(D)	(D)	11	3	2	2	3	1	—	—	—	—	
32599	All other chemical product & preparation mfg . . . . .	(C)	(D)	(D)	6	2	2	—	1	1	—	—	—	—	
326	Plastics & rubber products mfg . . . . .	1 562	14 109	57 440	29	5	2	4	7	6	5	—	—	—	
3261	Plastics product mfg . . . . .	1 513	13 714	55 826	24	4	—	2	7	6	5	—	—	—	
32611	Unsupported plastics film, sheet, & bag mfg . . . . .	(E)	(D)	(D)	5	1	—	—	1	1	2	—	—	—	
32613	Laminated plastics plate, sheet & shape mfg . . . . .	(C)	(D)	(D)	2	1	—	—	—	—	1	—	—	—	
32616	Plastics bottle mfg . . . . .	(C)	(D)	(D)	3	—	—	—	2	—	1	—	—	—	
32619	Other plastics product mfg . . . . .	615	5 148	20 764	12	1	—	2	4	4	1	—	—	—	
327	Nonmetallic mineral product mfg . . . . .	726	5 599	25 178	37	10	9	4	11	2	1	—	—	—	
3273	Cement & concrete product mfg . . . . .	502	4 173	19 401	18	6	1	2	6	2	1	—	—	—	
32732	Ready-mix concrete mfg . . . . .	306	2 645	12 996	10	5	—	—	3	1	1	—	—	—	
327320	Ready-mix concrete mfg . . . . .	306	2 645	12 996	10	5	—	—	3	1	1	—	—	—	
32733	Concrete pipe, brick & block mfg . . . . .	100	649	2 630	4	—	—	1	3	—	—	—	—	—	
3279	Other nonmetallic mineral product mfg . . . . .	162	1 122	4 924	12	2	5	1	4	—	—	—	—	—	
32799	All other nonmetallic mineral product mfg . . . . .	162	1 122	4 924	12	2	5	1	4	—	—	—	—	—	
331	Primary metal mfg . . . . .	392	7 949	20 529	16	5	4	1	3	2	1	—	—	—	
3311	Iron & steel mills & ferroalloy mfg . . . . .	111	5 560	10 148	5	1	2	—	1	1	—	—	—	—	
33111	Iron & steel mills & ferroalloy mfg . . . . .	111	5 560	10 148	5	1	2	—	1	1	—	—	—	—	
331111	Iron & steel mills . . . . .	111	5 560	10 148	5	1	2	—	1	1	—	—	—	—	
3312	Steel product mfg from purchased steel . . . . .	221	1 842	7 381	4	—	1	—	1	1	1	—	—	—	
33122	Rolling & drawing of purchased steel . . . . .	(C)	(D)	(D)	3	—	1	—	1	—	1	—	—	—	
332	Fabricated metal product mfg . . . . .	4 007	32 095	128 969	130	29	20	27	33	12	9	—	—	—	
3321	Forging & stamping . . . . .	277	3 117	12 219	6	2	1	1	1	—	1	—	—	—	
33211	Forging & stamping . . . . .	277	3 117	12 219	6	2	1	1	1	—	1	—	—	—	
3323	Architectural & structural metals mfg . . . . .	2 075	14 880	59 133	45	5	6	9	15	2	8	—	—	—	
33231	Plate work & fabricated structural prod mfg . . . . .	679	4 757	19 764	18	4	1	2	7	2	2	—	—	—	
332312	Fabricated structural metal mfg . . . . .	679	4 757	19 764	18	4	1	2	7	2	2	—	—	—	
33232	Ornamental & architectural metal prod mfg . . . . .	1 396	10 123	39 369	27	1	5	7	8	—	6	—	—	—	
332321	Metal window & door mfg . . . . .	692	4 653	18 877	11	—	3	3	1	—	4	—	—	—	
332322	Sheet metal work mfg . . . . .	651	5 089	18 696	12	—	1	3	6	—	2	—	—	—	
3324	Boiler, tank & shipping container mfg . . . . .	464	4 021	18 711	9	1	1	1	1	5	—	—	—	—	
33241	Power boiler & heat exchanger mfg . . . . .	(C)	(D)	(D)	3	—	—	—	1	2	—	—	—	—	
33242	Metal tank (heavy gauge) mfg . . . . .	(C)	(D)	(D)	2	—	—	1	—	1	—	—	—	—	
33243	Light gauge metal container mfg . . . . .	(C)	(D)	(D)	4	1	1	—	—	2	—	—	—	—	
3326	Spring & wire product mfg . . . . .	192	1 310	4 002	5	—	—	1	3	1	—	—	—	—	
33261	Spring & wire product mfg . . . . .	192	1 310	4 002	5	—	—	1	3	1	—	—	—	—	
3327	Mach shops, turn prod, screw, nut, bolt mfg . . . . .	527	5 112	19 275	36	13	7	8	5	3	—	—	—	—	
33271	Machine shops . . . . .	447	4 322	16 540	32	12	7	6	4	3	—	—	—	—	
332710	Machine shops . . . . .	447	4 322	16 540	32	12	7	6	4	3	—	—	—	—	
3328	Coating, engrave, heat treating & oth activity . . . . .	160	1 433	6 460	11	3	2	3	3	—	—	—	—	—	
33281	Coating, engrave, heat treating & oth activity . . . . .	160	1 433	6 460	11	3	2	3	3	—	—	—	—	—	
3329	Other fabricated metal product mfg . . . . .	231	1 656	6 970	11	2	3	1	4	1	—	—	—	—	
33299	All other fabricated metal product mfg . . . . .	168	1 216	4 887	7	2	1	—	3	1	—	—	—	—	
332999	All other misc fabricated metal product mfg . . . . .	134	1 040	4 125	4	1	—	—	2	1	—	—	—	—	
333	Machinery mfg . . . . .	4 471	35 314	145 819	49	7	10	10	9	6	3	2	1	1	
3333	Commercial & service industry machinery mfg . . . . .	(E)	(D)	(D)	2	—	—	1	—	—	—	1	—	—	
33331	Commercial & service industry machinery mfg . . . . .	(E)	(D)	(D)	2	—	—	1	—	—	—	1	—	—	
3334	HVAC & commercial refrigeration equipment mfg . . . . .	2 055	15 803	59 708	8	1	—	1	2	3	—	—	—	1	
33341	HVAC & commercial refrigeration equipment mfg . . . . .	2 055	15 803	59 708	8	1	—	1	2	3	—	—	—	1	
3336	Engine, turbine & power transmsn equip mfg . . . . .	(E)	(D)	(D)	3	—	1	1	—	—	—	1	—	—	
33361	Engine, turbine & power transmsn equip mfg . . . . .	(E)	(D)	(D)	3	—	1	1	—	—	—	1	—	—	
3339	Other general purpose machinery mfg . . . . .	1 309	12 114	56 087	22	2	5	4	4	3	3	—	1	—	
33391	Pump & compressor mfg . . . . .	241	2 307	9 832	7	—	3	1	1	1	1	—	—	—	
33392	Material handling equipment mfg . . . . .	977	9 190	42 662	9	1	1	1	2	2	—	1	—	—	
334	Computer & electronic product mfg . . . . .	1 887	15 632	61 264	21	7	5	2	1	4	1	—	—	1	
3341	Computer & peripheral equipment mfg . . . . .	114	715	3 311	4	—	3	—	—	1	—	—	—	—	
33411	Computer & peripheral equipment mfg . . . . .	114	715	3 311	4	—	3	—	—	1	—	—	—	—	
3343	Audio & video equipment mfg . . . . .	(G)	(D)	(D)	1	—	—	—	—	—	—	—	—	1	
33431	Audio & video equipment mfg . . . . .	(G)	(D)	(D)	1	—	—	—	—	—	—	—	—	1	
3344	Semiconductor & oth electronic component mfg . . . . .	189	2 297	8 612	5	2	—	1	—	2	—	—	—	—	
33441	Semiconductor & oth electronic component mfg . . . . .	189	2 297	8 612	5	2	—	1	—	2	—	—	—	—	
3345	Nav, measuring, medical, control instruments mfg . . . . .	192	1 471	7 199	5	3	—	—	1	—	1	—	—	—	
33451	Nav, measuring, medical, control instruments mfg . . . . .	192	1 471	7 199	5	3	—	—	1	—	1	—	—	—	
335	Electrical equip, appliance & component mfg . . . . .	813	6 047	24 755	20	4	2	6	3	1	4	—	—	—	
3351	Electric lighting equipment mfg . . . . .	396	2 266	7 914	5	1	—	1	—	1	2	—	—	—	
33512	Lighting fixture mfg . . . . .	396	2 266	7 914	5	1	—	1	—	1	2	—	—	—	
3353	Electrical equipment mfg . . . . .	148	1 056	5 237	9	2	1	3	3	—	—	—	—	—	
33531	Electrical equipment mfg . . . . .	148	1 056	5 237	9	2	1	3	3	—	—	—	—	—	
3359	Other electrical equipment & component mfg . . . . .	269	2 725	11 604	6	1	1	2	—	—	2	—	—	—	
33593	Wiring device mfg . . . . .	(E)	(D)	(D)	3	—	—	1	—	—	2	—	—	—	

See footnotes at end of table.

**Table 6. Counties—Employees, Payroll, and Establishments by Industry: 2000—Con.**

[Excludes most government employees, railroad employees, and self-employed persons. Size class 1 to 4 includes establishments with payroll, but no employees, during mid-March pay period. (D) denotes figures withheld to avoid disclosing data for individual companies; the data are included in broader industry totals. Detailed industries with 100 or more employees are shown if industry was not a (D). For explanation of terms, abbreviations, and data reliability/comparability, see introductory text]

NAICS code	Industry	Number of employees for week including March 12	Payroll (\$1,000)		Total number of establishments	Number of establishments by employment-size class								
			First quarter	Annual		1 to 4	5 to 9	10 to 19	20 to 49	50 to 99	100 to 249	250 to 499	500 to 999	1,000 or more
<b>SHELBY—Con.</b>														
<b>31-33 Manufacturing—Con.</b>														
336	Transportation equipment mfg . . . . .	842	6 249	23 003	20	7	1	4	5	1	1	1	—	—
3362	Motor vehicle body & trailer mfg . . . . .	(E)	(D)	(D)	4	2	—	1	—	—	—	1	—	—
33621	Motor vehicle body & trailer mfg . . . . .	(E)	(D)	(D)	4	2	—	1	—	—	—	1	—	—
3363	Motor vehicle parts mfg . . . . .	(E)	(D)	(D)	13	4	1	3	4	—	1	—	—	—
33631	Motor vehicle gas engine & engine parts mfg . . . . .	134	967	4 401	5	—	—	3	2	—	—	—	—	—
33634	Motor vehicle brake system mfg . . . . .	(C)	(D)	(D)	1	—	—	—	—	—	1	—	—	—
3364	Aerospace product & parts mfg . . . . .	(C)	(D)	(D)	3	1	—	—	1	1	—	—	—	—
33641	Aerospace product & parts mfg . . . . .	(C)	(D)	(D)	3	1	—	—	1	1	—	—	—	—
337	Furniture & related product mfg . . . . .	897	5 845	22 729	47	12	11	12	8	3	1	—	—	—
3371	HH & institutional furniture & kitchen cabinet mfg . . . . .	(E)	(D)	(D)	27	9	6	6	5	1	—	—	—	—
33711	Wood kitchen cabinet & countertop mfg . . . . .	233	1 366	5 278	16	5	3	3	5	—	—	—	—	—
337110	Wood kitchen cabinet & countertop mfg . . . . .	233	1 366	5 278	16	5	3	3	5	—	—	—	—	—
33712	Household & institutional furniture mfg . . . . .	(C)	(D)	(D)	11	4	3	3	—	1	—	—	—	—
337122	Nonupholstered wood household furniture mfg . . . . .	104	342	931	6	3	1	1	—	1	—	—	—	—
3372	Office furniture (including fixtures) mfg . . . . .	199	1 688	6 755	14	3	5	4	1	1	—	—	—	—
33721	Office furniture (including fixtures) mfg . . . . .	199	1 688	6 755	14	3	5	4	1	1	—	—	—	—
3379	Other furniture related product mfg . . . . .	(E)	(D)	(D)	6	—	—	2	2	1	1	—	—	—
33791	Mattress mfg . . . . .	(C)	(D)	(D)	2	—	—	1	—	—	1	—	—	—
33792	Blind & shade mfg . . . . .	(C)	(D)	(D)	4	—	—	1	2	1	—	—	—	—
339	Miscellaneous mfg . . . . .	2 768	37 232	136 490	79	35	15	11	12	3	1	1	—	1
3391	Medical equipment & supplies mfg . . . . .	2 092	32 903	117 780	37	15	9	5	6	—	—	1	—	1
33911	Medical equipment & supplies mfg . . . . .	2 092	32 903	117 780	37	15	9	5	6	—	—	1	—	1
339112	Surgical & medical instrument mfg . . . . .	116	1 055	5 010	5	—	1	3	—	—	—	—	—	—
339116	Dental laboratories . . . . .	106	611	2 876	19	12	5	1	1	—	—	—	—	—
3399	Other miscellaneous mfg . . . . .	676	4 329	18 710	42	20	6	6	3	1	—	—	—	—
33992	Sporting & athletic goods mfg . . . . .	203	1 464	5 183	5	2	—	1	—	2	—	—	—	—
339920	Sporting & athletic goods mfg . . . . .	203	1 464	5 183	5	2	—	1	—	2	—	—	—	—
33995	Sign mfg . . . . .	254	1 485	7 118	21	10	2	4	4	1	—	—	—	—
339950	Sign mfg . . . . .	254	1 485	7 118	21	10	2	4	4	1	—	—	—	—
33999	All other misc mfg . . . . .	158	1 018	5 373	10	5	3	1	—	—	1	—	—	—
<b>42</b>	<b>Wholesale trade . . . . .</b>	<b>35 494</b>	<b>375 119</b>	<b>1 514 889</b>	<b>1 806</b>	<b>771</b>	<b>367</b>	<b>296</b>	<b>219</b>	<b>92</b>	<b>44</b>	<b>13</b>	<b>3</b>	<b>1</b>
421	Wholesale trade, durable goods . . . . .	21 418	239 736	950 729	1 259	542	257	206	162	61	22	8	1	—
4211	Motor vehicle, motor vehicle pt & supply whsle . . . . .	4 016	45 769	166 037	146	51	33	24	21	8	5	4	—	—
42111	Automobile & other motor vehicle whsle . . . . .	1 343	12 612	48 878	32	11	4	4	7	4	—	2	—	—
421110	Automobile & other motor vehicle whsle . . . . .	1 343	12 612	48 878	32	11	4	4	7	4	—	2	—	—
42112	Motor vehicle supplies & new parts whsle . . . . .	2 262	27 670	99 009	81	26	18	14	13	4	4	2	—	—
421120	Motor vehicle supplies & new parts whsle . . . . .	2 262	27 670	99 009	81	26	18	14	13	4	4	2	—	—
42113	Tire & tube whsle . . . . .	307	4 745	14 932	13	4	3	4	1	—	1	—	—	—
421130	Tire & tube whsle . . . . .	307	4 745	14 932	13	4	3	4	1	—	1	—	—	—
42114	Motor vehicle parts (used) whsle . . . . .	104	742	3 218	20	10	8	2	—	—	—	—	—	—
421140	Motor vehicle parts (used) whsle . . . . .	104	742	3 218	20	10	8	2	—	—	—	—	—	—
4212	Furniture & home furnishing whsle . . . . .	1 320	11 116	43 970	71	35	12	10	9	2	2	1	—	—
42121	Furniture whsle . . . . .	345	3 113	12 351	28	15	3	6	3	—	1	—	—	—
421210	Furniture whsle . . . . .	345	3 113	12 351	28	15	3	6	3	—	1	—	—	—
42122	Home furnishing whsle . . . . .	975	8 003	31 619	43	20	9	4	6	2	1	1	—	—
421220	Home furnishing whsle . . . . .	975	8 003	31 619	43	20	9	4	6	2	1	1	—	—
4213	Lumber & other construction materials whsle . . . . .	1 322	13 908	53 224	71	28	12	11	13	6	1	—	—	—
42131	Lumber, plywood, millwork & wood panel whsle . . . . .	768	8 440	29 938	35	13	5	4	10	2	1	—	—	—
421310	Lumber, plywood, millwork & wood panel whsle . . . . .	768	8 440	29 938	35	13	5	4	10	2	1	—	—	—
42132	Brick & related construction material whsle . . . . .	146	1 604	5 851	14	4	5	4	1	—	—	—	—	—
421320	Brick & related construction material whsle . . . . .	146	1 604	5 851	14	4	5	4	1	—	—	—	—	—
42133	Roofing, siding & insulation material whsle . . . . .	127	1 079	7 102	9	5	2	1	—	1	—	—	—	—
421330	Roofing, siding & insulation material whsle . . . . .	127	1 079	7 102	9	5	2	1	—	1	—	—	—	—
42139	Other construction material whsle . . . . .	281	2 785	10 333	13	6	—	2	2	3	—	—	—	—
421390	Other construction material whsle . . . . .	281	2 785	10 333	13	6	—	2	2	3	—	—	—	—
4214	Professional & commercial equip & supp whsle . . . . .	3 384	49 991	192 327	185	77	34	32	26	12	2	2	—	—
42142	Office equipment whsle . . . . .	586	6 114	24 358	33	12	4	6	8	3	—	—	—	—
421420	Office equipment whsle . . . . .	586	6 114	24 358	33	12	4	6	8	3	—	—	—	—
42143	Computer & peripheral equip & software whsle . . . . .	1 354	21 044	78 425	51	21	8	9	6	5	—	2	—	—
421430	Computer & peripheral equip & software whsle . . . . .	1 354	21 044	78 425	51	21	8	9	6	5	—	2	—	—
42144	Other commercial equipment whsle . . . . .	270	2 358	11 276	29	12	8	6	3	—	—	—	—	—
421440	Other commercial equipment whsle . . . . .	270	2 358	11 276	29	12	8	6	3	—	—	—	—	—
42145	Medical, dental, hospital equip & supp whsle . . . . .	956	17 646	68 150	53	24	10	8	5	4	2	—	—	—
421450	Medical, dental, hospital equip & supp whsle . . . . .	956	17 646	68 150	53	24	10	8	5	4	2	—	—	—
42146	Ophthalmic goods whsle . . . . .	102	744	3 153	8	4	1	—	3	—	—	—	—	—
421460	Ophthalmic goods whsle . . . . .	102	744	3 153	8	4	1	—	3	—	—	—	—	—
4215	Metal & mineral (except petroleum) whsle . . . . .	734	8 609	35 307	43	17	8	8	8	1	1	—	—	—
42151	Metal service centers & offices whsle . . . . .	734	8 609	35 307	43	17	8	8	8	1	1	—	—	—
421510	Metal service centers & offices whsle . . . . .	734	8 609	35 307	43	17	8	8	8	1	1	—	—	—
4216	Electrical goods whsle . . . . .	2 604	29 453	122 777	156	56	39	30	19	8	3	1	—	—
42161	Elec equip, wiring supp, const material whsle . . . . .	919	10 288	41 097	79	32	18	17	8	4	—	—	—	—
421610	Elec equip, wiring supp, const material whsle . . . . .	919	10 288	41 097	79	32	18	17	8	4	—	—	—	—
42162	Electric appliance, TV, radio set whsle . . . . .	592	6 196	26 560	17	2	8	3	2	—	1	1	—	—
421620	Electric appliance, TV, radio set whsle . . . . .	592	6 196	26 560	17	2	8	3	2	—	1	1	—	—
42169	Other electronic parts & equipment whsle . . . . .	1 093	12 969	55 120	60	22	13	10	9	4	2	—	—	—
421690	Other electronic parts & equipment whsle . . . . .	1 093	12 969	55 120	60	22	13	10	9	4	2	—	—	—

See footnotes at end of table.



**Table 6. Counties—Employees, Payroll, and Establishments by Industry: 2000—Con.**

[Excludes most government employees, railroad employees, and self-employed persons. Size class 1 to 4 includes establishments with payroll, but no employees, during mid-March pay period. (D) denotes figures withheld to avoid disclosing data for individual companies; the data are included in broader industry totals. Detailed industries with 100 or more employees are shown if industry was not a (D). For explanation of terms, abbreviations, and data reliability/comparability, see introductory text]

NAICS code	Industry	Number of employees for week including March 12	Payroll (\$1,000)		Total number of establishments	Number of establishments by employment-size class								
			First quarter	Annual		1 to 4	5 to 9	10 to 19	20 to 49	50 to 99	100 to 249	250 to 499	500 to 999	1,000 or more
<b>SHELBY—Con.</b>														
<b>42</b>	<b>Wholesale trade—Con.</b>													
421	Wholesale trade, durable goods—Con.													
4217	Hardware, plumb & heating equip & sup whsle . . . . .	1 947	21 338	91 224	106	47	17	20	16	5	—	—	1	—
42171	Hardware whsle . . . . .	1 029	13 090	54 021	43	23	4	7	8	—	—	—	1	—
421710	Hardware whsle . . . . .	1 029	13 090	54 021	43	23	4	7	8	—	—	—	1	—
42172	Plumbing & heating equipment & supplies whsle . . . . .	271	2 453	10 277	21	7	6	4	3	1	—	—	—	—
421720	Plumbing & heating equipment & supplies whsle . . . . .	271	2 453	10 277	21	7	6	4	3	1	—	—	—	—
42173	Warm air heating & AC equip & supplies whsle . . . . .	527	4 829	22 786	29	10	6	5	4	4	—	—	—	—
421730	Warm air heating & AC equip & supplies whsle . . . . .	527	4 829	22 786	29	10	6	5	4	4	—	—	—	—
42174	Refrigeration equipment & supplies whsle . . . . .	120	966	4 140	13	7	1	4	1	—	—	—	—	—
421740	Refrigeration equipment & supplies whsle . . . . .	120	966	4 140	13	7	1	4	1	—	—	—	—	—
4218	Machinery, equipment & supplies whsle . . . . .	5 045	52 534	215 136	351	150	84	52	41	16	8	—	—	—
42181	Const & mining (exc petroleum) equip whsle . . . . .	572	6 723	26 899	17	4	2	2	5	2	2	—	—	—
421810	Const & mining (exc petroleum) equip whsle . . . . .	572	6 723	26 899	17	4	2	2	5	2	2	—	—	—
42182	Farm & garden machinery & equipment whsle . . . . .	281	2 298	10 207	27	8	9	7	3	—	—	—	—	—
421820	Farm & garden machinery & equipment whsle . . . . .	281	2 298	10 207	27	8	9	7	3	—	—	—	—	—
42183	Industrial machinery & equipment whsle . . . . .	2 248	23 759	96 561	168	73	38	24	21	12	—	—	—	—
421830	Industrial machinery & equipment whsle . . . . .	2 248	23 759	96 561	168	73	38	24	21	12	—	—	—	—
42184	Industrial supplies whsle . . . . .	1 035	11 130	45 293	81	36	20	14	8	1	2	—	—	—
421840	Industrial supplies whsle . . . . .	1 035	11 130	45 293	81	36	20	14	8	1	2	—	—	—
42185	Service establishment equip & supplies whsle . . . . .	191	1 731	7 137	30	17	8	2	3	—	—	—	—	—
421850	Service establishment equip & supplies whsle . . . . .	191	1 731	7 137	30	17	8	2	3	—	—	—	—	—
42186	Transportation equip, supplies (exc MV) whsle . . . . .	718	6 893	29 039	28	12	7	3	1	1	4	—	—	—
421860	Transportation equip, supplies (exc MV) whsle . . . . .	718	6 893	29 039	28	12	7	3	1	1	4	—	—	—
4219	Miscellaneous durable goods whsle . . . . .	1 046	7 018	30 727	130	81	18	19	9	3	—	—	—	—
42191	Sporting & recreational goods & supply whsle . . . . .	187	1 087	4 759	16	7	2	4	3	—	—	—	—	—
421910	Sporting & recreational goods & supply whsle . . . . .	187	1 087	4 759	16	7	2	4	3	—	—	—	—	—
42193	Recyclable material whsle . . . . .	266	1 781	7 231	29	14	4	9	1	1	—	—	—	—
421930	Recyclable material whsle . . . . .	266	1 781	7 231	29	14	4	9	1	1	—	—	—	—
42194	Jewelry, watch, precious stone & metal whsle . . . . .	130	1 107	4 887	21	17	—	3	1	—	—	—	—	—
421940	Jewelry, watch, precious stone & metal whsle . . . . .	130	1 107	4 887	21	17	—	3	1	—	—	—	—	—
42199	Other miscellaneous durable goods whsle . . . . .	442	2 920	13 442	57	37	11	3	4	2	—	—	—	—
421990	Other miscellaneous durable goods whsle . . . . .	442	2 920	13 442	57	37	11	3	4	2	—	—	—	—
422	Wholesale trade, nondurable goods . . . . .	14 076	135 383	564 160	547	229	110	90	57	31	22	5	2	1
4221	Paper & paper product whsle . . . . .	1 237	13 040	53 356	73	28	14	14	12	3	2	—	—	—
42211	Printing & writing paper whsle . . . . .	(C)	(D)	(D)	6	1	1	—	4	—	—	—	—	—
42212	Stationery & office supplies whsle . . . . .	722	6 965	29 081	39	15	7	9	5	1	2	—	—	—
422120	Stationery & office supplies whsle . . . . .	722	6 965	29 081	39	15	7	9	5	1	2	—	—	—
42213	Industrial & personal service paper whsle . . . . .	(E)	(D)	(D)	28	12	6	5	3	2	—	—	—	—
4222	Drugs & druggists' sundries whsle . . . . .	1 265	14 030	56 342	36	11	6	8	5	2	3	1	—	—
42221	Drugs & druggists' sundries whsle . . . . .	1 265	14 030	56 342	36	11	6	8	5	2	3	1	—	—
422210	Drugs & druggists' sundries whsle . . . . .	1 265	14 030	56 342	36	11	6	8	5	2	3	1	—	—
4223	Apparel, piece goods & notions whsle . . . . .	2 693	20 848	80 157	55	27	11	4	6	2	2	1	1	1
42232	Men's & boys' clothing & furnishings whsle . . . . .	1 095	9 730	32 998	14	5	2	1	1	2	2	—	1	—
422320	Men's & boys' clothing & furnishings whsle . . . . .	1 095	9 730	32 998	14	5	2	1	1	2	2	—	1	—
42233	Women's, children's, infants' clothing whsle . . . . .	1 202	5 884	30 276	20	10	4	2	3	—	—	—	—	1
422330	Women's, children's, infants' clothing whsle . . . . .	1 202	5 884	30 276	20	10	4	2	3	—	—	—	—	1
42234	Footwear whsle . . . . .	(E)	(D)	(D)	5	1	2	—	1	—	—	1	—	—
4224	Grocery & related product whsle . . . . .	4 393	37 921	157 001	136	51	24	27	14	8	10	1	1	—
42241	General line grocery whsle . . . . .	1 434	10 988	44 704	16	4	2	2	2	2	3	—	1	—
422410	General line grocery whsle . . . . .	1 434	10 988	44 704	16	4	2	2	2	2	3	—	1	—
42242	Packaged frozen food whsle . . . . .	446	6 077	25 464	17	5	2	5	2	2	1	—	—	—
422420	Packaged frozen food whsle . . . . .	446	6 077	25 464	17	5	2	5	2	2	1	—	—	—
42243	Dairy product (exc dried or canned) whsle . . . . .	193	1 234	5 337	10	2	4	1	2	1	—	—	—	—
422430	Dairy product (exc dried or canned) whsle . . . . .	193	1 234	5 337	10	2	4	1	2	1	—	—	—	—
42245	Confectionery whsle . . . . .	326	3 110	11 374	8	2	1	1	3	—	1	—	—	—
422450	Confectionery whsle . . . . .	326	3 110	11 374	8	2	1	1	3	—	1	—	—	—
42247	Meat & meat product whsle . . . . .	252	1 731	7 619	11	4	2	4	—	—	1	—	—	—
422470	Meat & meat product whsle . . . . .	252	1 731	7 619	11	4	2	4	—	—	1	—	—	—
42248	Fresh fruit & vegetable whsle . . . . .	276	2 455	11 029	16	7	2	2	4	1	—	—	—	—
422480	Fresh fruit & vegetable whsle . . . . .	276	2 455	11 029	16	7	2	2	4	1	—	—	—	—
42249	Other grocery & related products whsle . . . . .	1 417	12 165	50 206	48	21	9	10	1	2	4	1	—	—
422490	Other grocery & related products whsle . . . . .	1 417	12 165	50 206	48	21	9	10	1	2	4	1	—	—
4225	Farm product raw material whsle . . . . .	638	6 779	44 688	33	19	5	3	3	1	2	—	—	—
42259	Other farm product raw material whsle . . . . .	538	5 841	40 860	23	16	2	1	1	1	2	—	—	—
422590	Other farm product raw material whsle . . . . .	538	5 841	40 860	23	16	2	1	1	1	2	—	—	—
4226	Chemical & allied products whsle . . . . .	962	10 684	42 881	78	36	19	10	9	4	—	—	—	—
42261	Plastics materials & basic forms, shapes whsle . . . . .	168	1 533	7 030	24	14	5	4	1	—	—	—	—	—
422610	Plastics materials & basic forms, shapes whsle . . . . .	168	1 533	7 030	24	14	5	4	1	—	—	—	—	—
42269	Other chemical & allied products whsle . . . . .	794	9 151	35 851	54	22	14	6	8	4	—	—	—	—
422690	Other chemical & allied products whsle . . . . .	794	9 151	35 851	54	22	14	6	8	4	—	—	—	—
4227	Petroleum & petroleum products whsle . . . . .	347	3 661	14 134	28	9	10	6	1	2	—	—	—	—
42271	Petroleum bulk stations & terminals . . . . .	288	3 161	11 843	20	5	7	6	—	—	—	—	—	—
422710	Petroleum bulk stations & terminals . . . . .	288	3 161	11 843	20	5	7	6	—	—	—	—	—	—

See footnotes at end of table.

**Table 6. Counties—Employees, Payroll, and Establishments by Industry: 2000—Con.**

[Excludes most government employees, railroad employees, and self-employed persons. Size class 1 to 4 includes establishments with payroll, but no employees, during mid-March pay period. (D) denotes figures withheld to avoid disclosing data for individual companies; the data are included in broader industry totals. Detailed industries with 100 or more employees are shown if industry was not a (D). For explanation of terms, abbreviations, and data reliability/comparability, see introductory text]

NAICS code	Industry	Number of employees for week including March 12	Payroll (\$1,000)		Total number of establishments	Number of establishments by employment-size class									
			First quarter	Annual		1 to 4	5 to 9	10 to 19	20 to 49	50 to 99	100 to 249	250 to 499	500 to 999	1,000 or more	
<b>SHELBY—Con.</b>															
<b>42</b>	<b>Wholesale trade—Con.</b>														
422	Wholesale trade, nondurable goods—Con.														
4228	Beer, wine, distilled alcoholic beverage whse . .	658	5 461	28 234	10	1	—	1	2	4	2	—	—	—	
42281	Beer & ale whse . . . . .	391	3 116	16 578	4	1	—	—	1	2	—	—	—	—	
422810	Beer & ale whse . . . . .	391	3 116	16 578	4	1	—	—	1	2	—	—	—	—	
42282	Wine & distilled alcoholic beverage whse . . . .	267	2 345	11 656	6	—	—	1	2	3	—	—	—	—	
422820	Wine & distilled alcoholic beverage whse . . . .	267	2 345	11 656	6	—	—	1	2	3	—	—	—	—	
4229	Miscellaneous nondurable goods whse . . . . .	1 883	22 959	87 367	98	47	21	17	5	5	1	2	—	—	
42291	Farm supplies whse . . . . .	567	7 885	34 994	27	12	5	2	2	1	—	—	—	—	
422910	Farm supplies whse . . . . .	567	7 885	34 994	27	12	5	2	2	1	—	—	—	—	
42292	Book, periodical & newspaper whse . . . . .	218	1 202	4 847	15	6	4	3	—	2	—	—	—	—	
422920	Book, periodical & newspaper whse . . . . .	218	1 202	4 847	15	6	4	3	—	2	—	—	—	—	
42294	Tobacco & tobacco product whse . . . . .	801	11 596	37 434	8	2	1	1	1	1	—	2	—	—	
422940	Tobacco & tobacco product whse . . . . .	801	11 596	37 434	8	2	1	1	1	1	—	2	—	—	
42299	Other miscellaneous nondurable goods whse . . . . .	134	1 064	4 873	28	17	7	3	1	—	—	—	—	—	
422990	Other miscellaneous nondurable goods whse . . . . .	134	1 064	4 873	28	17	7	3	1	—	—	—	—	—	
<b>44-45</b>	<b>Retail trade . . . . .</b>	<b>54 911</b>	<b>256 216</b>	<b>1 086 918</b>	<b>3 499</b>	<b>1 408</b>	<b>954</b>	<b>563</b>	<b>352</b>	<b>127</b>	<b>77</b>	<b>15</b>	<b>3</b>	<b>—</b>	
441	Motor vehicle & parts dealers . . . . .	7 453	65 546	289 075	381	135	100	69	29	33	14	1	—	—	
4411	Automobile dealers . . . . .	4 944	49 991	220 286	156	74	22	6	11	29	13	1	—	—	
44111	New car dealers . . . . .	4 191	43 011	189 676	69	17	4	2	8	25	12	1	—	—	
441110	New car dealers . . . . .	4 191	43 011	189 676	69	17	4	2	8	25	12	1	—	—	
44112	Used car dealers . . . . .	753	6 980	30 610	87	57	18	4	3	4	1	—	—	—	
441120	Used car dealers . . . . .	753	6 980	30 610	87	57	18	4	3	4	1	—	—	—	
4412	Other motor vehicle dealers . . . . .	270	2 066	8 977	30	11	10	7	2	—	—	—	—	—	
44122	Motorcycle & boat & other MV dealers . . . . .	192	1 388	6 293	22	8	9	4	1	—	—	—	—	—	
441221	Motorcycle dealers . . . . .	115	824	3 820	11	4	4	2	1	—	—	—	—	—	
4413	Automotive parts, accessories & tire stores . . . . .	2 239	13 489	59 812	195	50	68	56	16	4	1	—	—	—	
44131	Automotive parts, accessories & tire stores . . . . .	1 506	8 521	37 347	126	40	40	30	11	4	1	—	—	—	
441310	Automotive parts, accessories & tire stores . . . . .	1 506	8 521	37 347	126	40	40	30	11	4	1	—	—	—	
44132	Tire dealers . . . . .	733	4 968	22 465	69	10	28	26	5	—	—	—	—	—	
441320	Tire dealers . . . . .	733	4 968	22 465	69	10	28	26	5	—	—	—	—	—	
442	Furniture & home furnishing stores . . . . .	2 282	14 217	58 157	224	81	63	40	37	3	—	—	—	—	
4421	Furniture stores . . . . .	1 158	8 166	32 366	98	28	31	14	24	1	—	—	—	—	
44211	Furniture stores . . . . .	1 158	8 166	32 366	98	28	31	14	24	1	—	—	—	—	
442110	Furniture stores . . . . .	1 158	8 166	32 366	98	28	31	14	24	1	—	—	—	—	
4422	Home furnishings stores . . . . .	1 124	6 051	25 791	126	53	32	26	13	2	—	—	—	—	
44221	Floor covering stores . . . . .	308	2 680	11 161	41	16	13	9	3	—	—	—	—	—	
442210	Floor covering stores . . . . .	308	2 680	11 161	41	16	13	9	3	—	—	—	—	—	
44229	Other home furnishings stores . . . . .	816	3 371	14 630	85	37	19	17	10	2	—	—	—	—	
442290	All other home furnishings stores . . . . .	748	3 039	13 242	75	32	17	14	10	2	—	—	—	—	
443	Electronics & appliance stores . . . . .	1 145	5 881	22 901	132	63	50	13	1	3	2	—	—	—	
4431	Electronics & appliance stores . . . . .	1 145	5 881	22 901	132	63	50	13	1	3	2	—	—	—	
44311	Appliance, TV & all other electronics stores . . . . .	842	4 505	17 117	88	43	31	9	1	2	2	—	—	—	
443111	Household appliance stores . . . . .	132	723	3 043	21	9	9	2	1	—	—	—	—	—	
443112	Radio, television & other electronics stores . . . . .	710	3 782	14 074	67	34	22	7	—	2	2	—	—	—	
44312	Computer & software stores . . . . .	201	909	3 794	30	18	10	1	—	1	—	—	—	—	
443120	Computer & software stores . . . . .	201	909	3 794	30	18	10	1	—	1	—	—	—	—	
44313	Camera & photographic supplies stores . . . . .	102	467	1 990	14	2	9	3	—	—	—	—	—	—	
443130	Camera & photographic supplies stores . . . . .	102	467	1 990	14	2	9	3	—	—	—	—	—	—	
444	Bldg material & garden equip & supp dealers . . . . .	3 308	22 065	95 530	222	77	53	49	34	4	4	1	—	—	
4441	Building material & supplies dealers . . . . .	2 977	20 842	89 281	190	68	44	40	29	4	4	1	—	—	
44411	Home centers . . . . .	(F)	(D)	(D)	10	2	1	—	—	3	3	1	—	—	
44412	Paint & wallpaper stores . . . . .	(C)	(D)	(D)	31	22	9	—	—	—	—	—	—	—	
44413	Hardware stores . . . . .	256	1 260	4 953	23	5	4	10	4	—	—	—	—	—	
444130	Hardware stores . . . . .	256	1 260	4 953	23	5	4	10	4	—	—	—	—	—	
44419	Other building material dealers . . . . .	1 601	13 462	61 398	126	39	30	30	25	1	1	—	—	—	
444190	Other building material dealers . . . . .	1 601	13 462	61 398	126	39	30	30	25	1	1	—	—	—	
4442	Lawn & garden equip & supplies stores . . . . .	331	1 223	6 249	32	9	9	9	5	—	—	—	—	—	
44422	Nursery & garden centers . . . . .	290	1 010	5 143	27	9	6	7	5	—	—	—	—	—	
444220	Nursery & garden centers . . . . .	290	1 010	5 143	27	9	6	7	5	—	—	—	—	—	
445	Food & beverage stores . . . . .	9 419	34 604	138 696	451	256	70	29	35	31	30	—	—	—	
4451	Grocery stores . . . . .	8 494	31 178	123 449	277	153	24	10	29	31	30	—	—	—	
44511	Grocery (except convenience) stores . . . . .	8 248	30 344	119 569	213	101	17	7	28	30	30	—	—	—	
445110	Grocery (except convenience) stores . . . . .	8 248	30 344	119 569	213	101	17	7	28	30	30	—	—	—	
44512	Convenience stores . . . . .	246	834	3 880	64	52	7	3	1	1	—	—	—	—	
445120	Convenience stores . . . . .	246	834	3 880	64	52	7	3	1	1	—	—	—	—	
4452	Specialty food stores . . . . .	447	1 412	6 702	60	26	17	13	4	—	—	—	—	—	
44521	Meat markets . . . . .	101	392	1 950	12	5	3	2	2	—	—	—	—	—	
445210	Meat markets . . . . .	101	392	1 950	12	5	3	2	2	—	—	—	—	—	
44523	Fruit & vegetable markets . . . . .	(C)	(D)	(D)	9	1	1	6	1	—	—	—	—	—	
44529	Other specialty food stores . . . . .	212	603	2 780	37	18	13	5	1	—	—	—	—	—	
4453	Beer, wine & liquor stores . . . . .	478	2 014	8 545	114	77	29	6	2	—	—	—	—	—	
44531	Beer, wine & liquor stores . . . . .	478	2 014	8 545	114	77	29	6	2	—	—	—	—	—	
445310	Beer, wine & liquor stores . . . . .	478	2 014	8 545	114	77	29	6	2	—	—	—	—	—	
446	Health & personal care stores . . . . .	3 786	17 988	77 585	243	88	54	40	39	20	2	—	—	—	
4461	Health & personal care stores . . . . .	3 786	17 988	77 585	243	88	54	40	39	20	2	—	—	—	
44611	Pharmacies & drug stores . . . . .	2 902	13 470	56 375	114	20	20	23	30	19	2	—	—	—	
446110	Pharmacies & drug stores . . . . .	2 902	13 470	56 375	114	20	20	23	30	19	2	—	—	—	
44612	Cosmetics, beauty supplies & perfume stores . . . . .	291	1 002	4 820	43	22	14	4	3	—	—	—	—	—	
446120	Cosmetics, beauty supplies & perfume stores . . . . .	291	1 002	4 820	43	22	14	4	3	—	—	—	—	—	
44613	Optical goods stores . . . . .	223	1 210	6 318	43	28	7	7	1	—	—	—	—	—	
446130	Optical goods stores . . . . .	223	1 210	6 318	43	28	7	7	1	—	—	—	—	—	
44619	Other health & personal care stores . . . . .	370	2 306	10 072	43	18	13	6	5	1	—	—	—	—	
446190	All other health & personal care stores . . . . .	289	2 040	8 918	29	14	6	3	5	1	—	—	—	—	

See footnotes at end of table.

**Table 6. Counties—Employees, Payroll, and Establishments by Industry: 2000—Con.**

[Excludes most government employees, railroad employees, and self-employed persons. Size class 1 to 4 includes establishments with payroll, but no employees, during mid-March pay period. (D) denotes figures withheld to avoid disclosing data for individual companies; the data are included in broader industry totals. Detailed industries with 100 or more employees are shown if industry was not a (D). For explanation of terms, abbreviations, and data reliability/comparability, see introductory text]

NAICS code	Industry	Number of employees for week including March 12	Payroll (\$1,000)		Total number of establishments	Number of establishments by employment-size class								
			First quarter	Annual		1 to 4	5 to 9	10 to 19	20 to 49	50 to 99	100 to 249	250 to 499	500 to 999	1,000 or more
<b>SHELBY—Con.</b>														
<b>44-45 Retail trade—Con.</b>														
447	Gasoline stations .....	3 834	10 417	43 881	339	90	141	60	37	11	—	—	—	—
4471	Gasoline stations .....	3 834	10 417	43 881	339	90	141	60	37	11	—	—	—	—
44711	Gasoline stations with convenience stores ...	3 608	9 541	40 251	289	59	126	57	36	11	—	—	—	—
447110	Gasoline stations with convenience stores ...	3 608	9 541	40 251	289	59	126	57	36	11	—	—	—	—
44719	Other gasoline stations .....	226	876	3 630	50	31	15	3	1	—	—	—	—	—
447190	Other gasoline stations .....	226	876	3 630	50	31	15	3	1	—	—	—	—	—
448	Clothing & clothing accessories stores .....	6 021	20 551	85 420	644	228	225	128	54	9	—	—	—	—
4481	Clothing stores .....	4 377	13 586	57 502	401	126	127	98	41	9	—	—	—	—
44811	Men's clothing stores .....	667	3 408	13 734	68	20	29	14	3	2	—	—	—	—
448110	Men's clothing stores .....	667	3 408	13 734	68	20	29	14	3	2	—	—	—	—
44812	Women's clothing stores .....	1 536	4 122	17 708	179	55	64	49	11	—	—	—	—	—
448120	Women's clothing stores .....	1 536	4 122	17 708	179	55	64	49	11	—	—	—	—	—
44813	Children's & infants' clothing stores .....	291	812	3 340	22	3	6	10	2	1	—	—	—	—
448130	Children's & infants' clothing stores .....	291	812	3 340	22	3	6	10	2	1	—	—	—	—
44814	Family clothing stores .....	1 444	3 904	17 153	68	15	9	19	19	6	—	—	—	—
448140	Family clothing stores .....	1 444	3 904	17 153	68	15	9	19	19	6	—	—	—	—
44815	Clothing accessories stores .....	109	271	1 114	26	14	11	—	1	—	—	—	—	—
448150	Clothing accessories stores .....	109	271	1 114	26	14	11	—	1	—	—	—	—	—
44819	Other clothing stores .....	330	1 069	4 453	38	19	8	6	5	—	—	—	—	—
448190	Other clothing stores .....	330	1 069	4 453	38	19	8	6	5	—	—	—	—	—
4482	Shoe stores .....	1 063	3 454	13 697	135	44	62	19	10	—	—	—	—	—
44821	Shoe stores .....	1 063	3 454	13 697	135	44	62	19	10	—	—	—	—	—
448210	Shoe stores .....	1 063	3 454	13 697	135	44	62	19	10	—	—	—	—	—
4483	Jewelry, luggage & leather goods stores .....	581	3 511	14 221	108	58	36	11	3	—	—	—	—	—
44831	Jewelry stores .....	558	3 439	13 900	104	57	33	11	3	—	—	—	—	—
448310	Jewelry stores .....	558	3 439	13 900	104	57	33	11	3	—	—	—	—	—
451	Sporting goods, hobby, book & music stores .....	2 098	7 156	31 752	201	76	52	44	26	3	—	—	—	—
4511	Sporting goods, hobby, musical instrument stores .....	1 215	4 438	20 674	122	54	27	23	15	3	—	—	—	—
45111	Sporting goods stores .....	445	1 455	6 801	49	23	12	10	2	2	—	—	—	—
451110	Sporting goods stores .....	445	1 455	6 801	49	23	12	10	2	2	—	—	—	—
45112	Hobby, toy & game stores .....	504	1 794	7 735	41	16	9	4	12	—	—	—	—	—
451120	Hobby, toy & game stores .....	504	1 794	7 735	41	16	9	4	12	—	—	—	—	—
45113	Sewing, needlework & piece goods stores ...	145	476	2 048	20	8	5	7	—	—	—	—	—	—
451130	Sewing, needlework & piece goods stores ...	145	476	2 048	20	8	5	7	—	—	—	—	—	—
45114	Musical instrument & supplies stores .....	121	713	4 090	12	7	1	2	1	1	—	—	—	—
451140	Musical instrument & supplies stores .....	121	713	4 090	12	7	1	2	1	1	—	—	—	—
4512	Book, periodical & music stores .....	883	2 718	11 078	79	22	25	21	11	—	—	—	—	—
45121	Book stores & news dealers .....	558	1 801	7 376	46	14	15	8	9	—	—	—	—	—
451211	Book stores .....	558	1 801	7 376	46	14	15	8	9	—	—	—	—	—
45122	Prerecorded tape, CD & record stores .....	325	917	3 702	33	8	10	13	2	—	—	—	—	—
451220	Prerecorded tape, CD & record stores .....	325	917	3 702	33	8	10	13	2	—	—	—	—	—
452	General merchandise stores .....	11 024	39 952	166 596	134	22	25	24	18	6	24	13	2	—
4521	Department stores .....	7 480	26 581	109 854	35	1	—	—	—	4	19	9	2	—
45211	Department stores .....	7 480	26 581	109 854	35	1	—	—	—	4	19	9	2	—
452110	Department stores .....	7 480	26 581	109 854	35	1	—	—	—	4	19	9	2	—
4529	Other general merchandise stores .....	3 544	13 371	56 742	99	21	25	24	18	2	5	4	—	—
45291	Warehouse clubs & superstores .....	(G)	(D)	(D)	9	—	—	—	—	—	5	4	—	—
45299	All other general merchandise stores .....	(G)	(D)	(D)	90	21	25	24	18	2	—	—	—	—
453	Miscellaneous store retailers .....	2 723	10 031	42 990	397	214	100	52	29	2	—	—	—	—
4531	Florists .....	395	1 431	5 937	71	41	14	14	2	—	—	—	—	—
45311	Florists .....	395	1 431	5 937	71	41	14	14	2	—	—	—	—	—
453110	Florists .....	395	1 431	5 937	71	41	14	14	2	—	—	—	—	—
4532	Office supplies, stationery & gift stores .....	1 222	4 062	17 082	149	72	38	20	19	—	—	—	—	—
45321	Office supplies & stationery stores .....	476	2 263	8 842	33	10	7	3	13	—	—	—	—	—
453210	Office supplies & stationery stores .....	476	2 263	8 842	33	10	7	3	13	—	—	—	—	—
45322	Gift, novelty & souvenir stores .....	746	1 799	8 240	116	62	31	17	6	—	—	—	—	—
453220	Gift, novelty & souvenir stores .....	746	1 799	8 240	116	62	31	17	6	—	—	—	—	—
4533	Used merchandise stores .....	306	798	3 453	55	32	15	6	1	1	—	—	—	—
45331	Used merchandise stores .....	306	798	3 453	55	32	15	6	1	1	—	—	—	—
453310	Used merchandise stores .....	306	798	3 453	55	32	15	6	1	1	—	—	—	—
4539	Other miscellaneous store retailers .....	800	3 740	16 518	122	69	33	12	7	1	—	—	—	—
45391	Pet & pet supplies stores .....	182	547	2 301	19	8	4	4	3	—	—	—	—	—
453910	Pet & pet supplies stores .....	182	547	2 301	19	8	4	4	3	—	—	—	—	—
45399	All other miscellaneous store retailers .....	527	2 535	11 578	84	50	22	8	3	1	—	—	—	—
453991	Tobacco stores .....	101	464	2 111	20	10	8	2	—	—	—	—	—	—
453998	All other misc store retailers (exc tobacco) .	426	2 071	9 467	64	40	14	6	3	1	—	—	—	—
454	Nonstore retailers .....	1 818	7 808	34 335	131	78	21	15	13	2	1	—	1	—
4541	Electronic shopping & mail-order houses .....	1 092	3 603	15 727	31	14	7	5	2	1	1	—	1	—
45411	Electronic shopping & mail-order houses .....	1 092	3 603	15 727	31	14	7	5	2	1	1	—	1	—
454110	Electronic shopping & mail-order houses ...	1 092	3 603	15 727	31	14	7	5	2	1	1	—	1	—
4542	Vending machine operators .....	278	1 440	6 065	48	34	5	6	2	1	—	—	—	—
45421	Vending machine operators .....	278	1 440	6 065	48	34	5	6	2	1	—	—	—	—
454210	Vending machine operators .....	278	1 440	6 065	48	34	5	6	2	1	—	—	—	—
4543	Direct selling establishments .....	448	2 765	12 543	52	30	9	4	9	—	—	—	—	—
45439	Other direct selling establishments .....	373	2 331	10 734	45	26	8	4	7	—	—	—	—	—
454390	Other direct selling establishments .....	373	2 331	10 734	45	26	8	4	7	—	—	—	—	—

See footnotes at end of table.

**Table 6. Counties—Employees, Payroll, and Establishments by Industry: 2000—Con.**

[Excludes most government employees, railroad employees, and self-employed persons. Size class 1 to 4 includes establishments with payroll, but no employees, during mid-March pay period. (D) denotes figures withheld to avoid disclosing data for individual companies; the data are included in broader industry totals. Detailed industries with 100 or more employees are shown if industry was not a (D). For explanation of terms, abbreviations, and data reliability/comparability, see introductory text]

NAICS code	Industry	Number of employees for week including March 12	Payroll (\$1,000)		Total number of establishments	Number of establishments by employment-size class								
			First quarter	Annual		1 to 4	5 to 9	10 to 19	20 to 49	50 to 99	100 to 249	250 to 499	500 to 999	1,000 or more
<b>SHELBY—Con.</b>														
<b>48-49</b>	<b>Transportation &amp; warehousing</b>	<b>39 946</b>	<b>337 153</b>	<b>1 485 542</b>	<b>964</b>	<b>325</b>	<b>174</b>	<b>157</b>	<b>183</b>	<b>69</b>	<b>34</b>	<b>12</b>	<b>5</b>	<b>5</b>
481	Air transportation	4 356	35 625	171 907	23	9	1	5	4	1	—	1	—	2
4811	Scheduled air transportation	(H)	(D)	(D)	14	2	1	3	4	1	—	1	—	2
48111	Scheduled air transportation	(H)	(D)	(D)	14	2	1	3	4	1	—	1	—	2
483	Water transportation	(E)	(D)	(D)	9	2	3	1	1	—	2	—	—	—
4832	Inland water transportation	(E)	(D)	(D)	5	1	1	1	—	—	2	—	—	—
48321	Inland water transportation	(E)	(D)	(D)	5	1	1	1	—	—	2	—	—	—
484	Truck transportation	14 751	121 200	522 497	303	132	53	27	46	21	15	4	3	2
4841	General freight trucking	13 026	108 137	467 144	199	84	35	18	27	12	14	4	3	2
48411	General freight trucking, local	551	3 807	17 460	53	22	15	7	7	2	—	—	—	—
484110	General freight trucking, local	551	3 807	17 460	53	22	15	7	7	2	—	—	—	—
48412	General freight trucking, long-distance	12 475	104 330	449 684	146	62	20	11	20	10	14	4	3	2
484121	General freight trucking, long-distance, TL	7 214	52 567	230 318	112	54	18	10	13	6	8	1	1	1
484122	General freight trucking, long-distance, LTL	5 261	51 763	219 366	34	8	2	1	7	4	6	3	2	1
4842	Specialized freight trucking	1 725	13 063	55 353	104	48	18	9	19	9	1	—	—	—
48421	Used household & office goods moving	585	3 535	15 973	30	10	5	5	6	4	—	—	—	—
484210	Used household & office goods moving	585	3 535	15 973	30	10	5	5	6	4	—	—	—	—
48422	Specialized freight (exc used) trucking, local	366	2 608	10 766	39	25	9	—	3	2	—	—	—	—
484220	Specialized freight (exc used) trucking, local	366	2 608	10 766	39	25	9	—	3	2	—	—	—	—
48423	Specialized freight (exc used) trucking, LDist	774	6 920	28 614	35	13	4	4	10	3	1	—	—	—
484230	Specialized freight (exc used) trucking, LDist	774	6 920	28 614	35	13	4	4	10	3	1	—	—	—
485	Transit & ground passenger transportation	(G)	(D)	(D)	29	8	5	5	4	4	2	1	—	—
4852	Interurban & rural bus transportation	(E)	(D)	(D)	1	—	—	—	—	—	—	1	—	—
48521	Interurban & rural bus transportation	(E)	(D)	(D)	1	—	—	—	—	—	—	1	—	—
4853	Taxi & limousine service	160	608	2 496	9	2	3	2	1	1	—	—	—	—
4854	School & employee bus transportation	(E)	(D)	(D)	3	—	1	—	—	—	2	—	—	—
48541	School & employee bus transportation	(E)	(D)	(D)	3	—	1	—	—	—	2	—	—	—
4855	Charter bus industry	(C)	(D)	(D)	6	3	—	—	1	2	—	—	—	—
48551	Charter bus industry	(C)	(D)	(D)	6	3	—	—	1	2	—	—	—	—
4859	Oth transit & ground passenger transportation	172	724	3 006	9	3	1	2	2	1	—	—	—	—
48599	Oth transit & ground passenger transportation	172	724	3 006	9	3	1	2	2	1	—	—	—	—
488	Transportation support activities	3 833	29 176	122 830	154	63	27	24	24	11	3	1	1	—
4881	Air transportation support activities	452	3 075	12 246	11	1	1	1	3	5	—	—	—	—
48811	Airport operations	207	893	3 590	4	—	—	1	—	3	—	—	—	—
488119	Other airport operations	207	893	3 590	4	—	—	1	—	3	—	—	—	—
48819	Other air transportation support activities	245	2 182	8 656	7	1	1	—	3	2	—	—	—	—
488190	Other air transportation support activities	245	2 182	8 656	7	1	1	—	3	2	—	—	—	—
4882	Rail transportation support activities	196	1 940	9 809	7	1	1	3	1	—	1	—	—	—
48821	Rail transportation support activities	196	1 940	9 809	7	1	1	3	1	—	1	—	—	—
488210	Rail transportation support activities	196	1 940	9 809	7	1	1	3	1	—	1	—	—	—
4883	Water transportation support activities	(E)	(D)	(D)	12	1	2	5	3	1	—	—	—	—
48833	Navigational services to shipping	(C)	(D)	(D)	2	—	—	—	1	1	—	—	—	—
4884	Road transportation support activities	747	3 809	18 300	32	19	6	3	2	1	—	1	—	—
48841	Motor vehicle towing	154	852	3 452	27	17	6	3	1	—	—	—	—	—
488410	Motor vehicle towing	154	852	3 452	27	17	6	3	1	—	—	—	—	—
48849	Other road transportation support activities	593	2 957	14 848	5	2	—	—	1	1	—	1	—	—
488490	Other road transportation support activities	593	2 957	14 848	5	2	—	—	1	1	—	1	—	—
4885	Freight transportation arrangement	2 174	18 401	73 909	89	38	17	12	15	4	2	—	1	—
48851	Freight transportation arrangement	2 174	18 401	73 909	89	38	17	12	15	4	2	—	1	—
488510	Freight transportation arrangement	2 174	18 401	73 909	89	38	17	12	15	4	2	—	1	—
492	Couriers & messengers	(J)	(D)	(D)	369	97	57	81	90	27	11	4	1	1
4921	Couriers	(J)	(D)	(D)	347	84	54	79	87	26	11	4	1	1
49211	Couriers	(J)	(D)	(D)	347	84	54	79	87	26	11	4	1	1
4922	Local messengers & local delivery	(C)	(D)	(D)	22	13	3	2	3	1	—	—	—	—
49221	Local messengers & local delivery	(C)	(D)	(D)	22	13	3	2	3	1	—	—	—	—
493	Warehousing & storage	1 503	9 576	47 472	72	13	25	13	14	5	1	1	—	—
4931	Warehousing & storage	1 503	9 576	47 472	72	13	25	13	14	5	1	1	—	—
49311	General warehousing & storage	807	5 934	30 641	50	9	20	8	9	3	1	—	—	—
493110	General warehousing & storage	807	5 934	30 641	50	9	20	8	9	3	1	—	—	—
49313	Farm product warehousing & storage	109	728	3 140	8	2	2	2	2	—	—	—	—	—
493130	Farm product warehousing & storage	109	728	3 140	8	2	2	2	2	—	—	—	—	—
49319	Other warehousing & storage	(F)	(D)	(D)	12	2	3	3	2	1	—	1	—	—
<b>51</b>	<b>Information</b>	<b>9 542</b>	<b>89 858</b>	<b>351 059</b>	<b>328</b>	<b>146</b>	<b>54</b>	<b>46</b>	<b>41</b>	<b>22</b>	<b>12</b>	<b>5</b>	<b>1</b>	<b>1</b>
511	Publishing industries	2 235	21 647	87 233	63	24	16	6	11	3	2	—	—	1
5111	Newspaper, periodical, book, database publishers	1 842	14 820	62 482	44	17	11	6	6	2	1	—	—	1
51111	Newspaper publishers	1 395	10 371	43 182	16	5	2	5	2	1	—	—	—	1
511110	Newspaper publishers	1 395	10 371	43 182	16	5	2	5	2	1	—	—	—	1
51112	Periodical publishers	177	1 525	5 969	18	7	7	1	3	—	—	—	—	—
511120	Periodical publishers	177	1 525	5 969	18	7	7	1	3	—	—	—	—	—
51119	Other publishers	(C)	(D)	(D)	5	2	1	—	—	1	1	—	—	—
5112	Software publishers	393	6 827	24 751	19	7	5	—	5	1	1	—	—	—
51121	Software publishers	393	6 827	24 751	19	7	5	—	5	1	1	—	—	—
511210	Software publishers	393	6 827	24 751	19	7	5	—	5	1	1	—	—	—
512	Motion picture & sound recording industries	723	2 726	11 538	54	31	5	7	8	1	2	—	—	—
5121	Motion picture & video industries	672	2 393	10 244	43	22	5	6	7	1	2	—	—	—
51212	Motion picture & video distribution	(C)	(D)	(D)	1	—	—	—	—	—	1	—	—	—
51213	Motion picture & video exhibition	452	714	3 166	16	3	—	4	7	1	1	—	—	—

See footnotes at end of table.

**Table 6. Counties—Employees, Payroll, and Establishments by Industry: 2000—Con.**

[Excludes most government employees, railroad employees, and self-employed persons. Size class 1 to 4 includes establishments with payroll, but no employees, during mid-March pay period. (D) denotes figures withheld to avoid disclosing data for individual companies; the data are included in broader industry totals. Detailed industries with 100 or more employees are shown if industry was not a (D). For explanation of terms, abbreviations, and data reliability/comparability, see introductory text]

NAICS code	Industry	Number of employees for week including March 12	Payroll (\$1,000)		Total number of establishments	Number of establishments by employment-size class								
			First quarter	Annual		1 to 4	5 to 9	10 to 19	20 to 49	50 to 99	100 to 249	250 to 499	500 to 999	1,000 or more
<b>SHELBY—Con.</b>														
<b>51</b>	<b>Information—Con.</b>													
513	Broadcasting & telecommunications	5 417	55 502	213 335	150	60	22	24	18	13	8	4	1	—
5131	Radio & television broadcasting	(G)	(D)	(D)	26	10	3	1	4	4	4	—	—	—
51311	Radio broadcasting	(E)	(D)	(D)	18	8	3	—	4	3	—	—	—	—
51312	Television broadcasting	675	7 806	29 892	8	2	—	1	—	1	4	—	—	—
513120	Television broadcasting	675	7 806	29 892	8	2	—	1	—	1	4	—	—	—
5132	Cable networks & program distribution	(E)	(D)	(D)	5	1	—	2	1	—	—	1	—	—
51322	Cable & other program distribution	(E)	(D)	(D)	5	1	—	2	1	—	—	1	—	—
5133	Telecommunications	3 910	40 489	153 541	119	49	19	21	13	9	4	3	1	—
51331	Wired telecommunications carriers	2 647	26 044	102 753	72	27	10	14	8	8	4	—	1	—
513310	Wired telecommunications carriers	2 647	26 044	102 753	72	27	10	14	8	8	4	—	1	—
51332	Wireless telecom carriers (exc satellite)	1 203	13 821	47 939	37	18	5	5	5	1	—	3	—	—
513321	Paging	530	4 045	15 455	21	7	4	4	4	1	—	1	—	—
513322	Cellular & other wireless telecommunications	673	9 776	32 484	16	11	1	1	1	—	—	2	—	—
514	Information & data processing services	1 167	9 983	38 953	61	31	11	9	4	5	—	1	—	—
5141	Information services	656	4 328	16 501	30	17	7	4	—	1	—	1	—	—
51412	Libraries & archives	(E)	(D)	(D)	4	3	—	—	—	—	—	1	—	—
51419	Other information services	(C)	(D)	(D)	25	14	7	3	—	1	—	—	—	—
5142	Data processing services	511	5 655	22 452	31	14	4	5	4	4	—	—	—	—
51421	Data processing services	511	5 655	22 452	31	14	4	5	4	4	—	—	—	—
514210	Data processing services	511	5 655	22 452	31	14	4	5	4	4	—	—	—	—
<b>52</b>	<b>Finance &amp; insurance</b>	<b>22 167</b>	<b>279 306</b>	<b>1 163 101</b>	<b>1 530</b>	<b>878</b>	<b>327</b>	<b>170</b>	<b>80</b>	<b>42</b>	<b>19</b>	<b>7</b>	<b>6</b>	<b>1</b>
521	Monetary authorities - central bank	(C)	(D)	(D)	1	—	—	—	—	—	1	—	—	—
5211	Monetary authorities - central bank	(C)	(D)	(D)	1	—	—	—	—	—	1	—	—	—
52111	Monetary authorities - central bank	(C)	(D)	(D)	1	—	—	—	—	—	1	—	—	—
522	Credit intermediation & related activities	13 043	124 437	507 895	704	314	216	107	30	19	8	4	5	1
5221	Depository credit intermediation	9 316	94 540	391 746	329	93	106	81	21	15	5	3	4	1
52211	Commercial banking	8 217	86 095	358 168	235	52	82	67	11	12	3	3	4	1
522110	Commercial banking	8 217	86 095	358 168	235	52	82	67	11	12	3	3	4	1
52212	Savings institutions	316	3 168	12 901	10	2	—	5	—	2	1	—	—	—
522120	Savings institutions	316	3 168	12 901	10	2	—	5	—	2	1	—	—	—
52213	Credit unions	783	5 277	20 677	84	39	24	9	10	1	1	—	—	—
522130	Credit unions	783	5 277	20 677	84	39	24	9	10	1	1	—	—	—
5222	Nondepository credit intermediation	2 710	23 500	91 733	273	147	95	18	7	3	2	—	1	—
52221	Credit card issuing	(F)	(D)	(D)	4	1	2	—	—	—	—	—	1	—
52222	Sales financing	(E)	(D)	(D)	48	30	11	3	2	1	1	—	—	—
52229	Other nondepository credit intermediation	1 392	12 678	50 735	221	116	82	15	5	2	1	—	—	—
522291	Consumer lending	320	2 752	11 415	73	43	28	2	—	—	—	—	—	—
522292	Real estate credit	802	8 190	33 116	86	41	27	10	5	2	1	—	—	—
522298	All oth nondepository credit intermediation	270	1 736	6 173	60	30	27	3	—	—	—	—	—	—
5223	Activities related to credit intermediation	1 017	6 397	24 416	102	74	15	8	2	1	1	1	—	—
52231	Mortgage & nonmortgage brokers	328	2 786	8 290	32	19	6	4	2	—	1	—	—	—
522310	Mortgage & nonmortgage brokers	328	2 786	8 290	32	19	6	4	2	—	1	—	—	—
52232	Financial clearinghouse & reserve activities	474	2 483	11 400	8	4	1	1	—	1	—	1	—	—
522320	Financial clearinghouse & reserve activities	474	2 483	11 400	8	4	1	1	—	1	—	1	—	—
52239	Other credit intermediation activities	215	1 128	4 726	62	51	8	3	—	—	—	—	—	—
522390	Other credit intermediation activities	215	1 128	4 726	62	51	8	3	—	—	—	—	—	—
523	Security, commodity contracts & like activity	2 947	92 080	423 810	207	140	27	12	15	9	3	—	1	—
5231	Secrty & comdty contracts intermed & brokerage	2 448	77 886	274 855	103	65	14	2	10	8	3	—	1	—
52311	Investment banking & securities dealing	294	6 946	26 601	18	13	3	—	—	1	1	—	—	—
523110	Investment banking & securities dealing	294	6 946	26 601	18	13	3	—	—	1	1	—	—	—
52312	Securities brokerage	2 060	69 100	239 070	68	40	8	2	8	7	2	—	1	—
523120	Securities brokerage	2 060	69 100	239 070	68	40	8	2	8	7	2	—	1	—
5239	Other financial investment activities	499	14 194	148 955	104	75	13	10	5	1	—	—	—	—
52392	Portfolio management	236	11 024	115 667	39	23	8	6	2	—	—	—	—	—
523920	Portfolio management	236	11 024	115 667	39	23	8	6	2	—	—	—	—	—
52393	Investment advice	151	1 824	27 036	41	33	3	2	3	—	—	—	—	—
523930	Investment advice	151	1 824	27 036	41	33	3	2	3	—	—	—	—	—
524	Insurance carriers & related activities	5 980	61 128	225 031	608	422	77	50	35	14	7	3	—	—
5241	Insurance carriers	3 147	33 109	121 634	161	91	19	18	21	6	3	3	—	—
52411	Direct life, health, medical insurance carriers	2 157	21 759	79 708	73	26	11	14	14	3	3	2	—	—
524113	Direct life Insurance carriers	1 259	14 097	49 757	64	22	11	13	13	3	2	—	—	—
524114	Direct health & medical insurance carriers	898	7 662	29 951	9	4	—	1	1	—	1	2	—	—
52412	Other direct insurance carriers	(F)	(D)	(D)	85	64	6	4	7	3	—	1	—	—
524126	Direct property & casualty insurance carriers	908	10 863	39 867	81	62	6	4	5	3	—	1	—	—
5242	Agencies & other insurance related activities	2 833	28 019	103 397	447	331	58	32	14	8	4	—	—	—
52421	Insurance agencies & brokerages	1 881	19 279	73 028	394	307	48	24	9	5	1	—	—	—
524210	Insurance agencies & brokerages	1 881	19 279	73 028	394	307	48	24	9	5	1	—	—	—
52429	Other insurance related activities	952	8 740	30 369	53	24	10	8	5	3	3	—	—	—
524291	Claims adjusting	136	1 332	4 538	19	14	2	1	2	—	—	—	—	—
524292	Insurance & pension funds, third party admin	678	6 018	20 299	25	6	6	6	2	3	—	—	—	—
524298	All other insurance related activities	138	1 390	5 532	9	4	2	1	1	1	—	—	—	—
<b>53</b>	<b>Real estate &amp; rental &amp; leasing</b>	<b>7 612</b>	<b>52 465</b>	<b>216 040</b>	<b>860</b>	<b>504</b>	<b>192</b>	<b>90</b>	<b>50</b>	<b>13</b>	<b>9</b>	<b>2</b>	<b>—</b>	<b>—</b>
531	Real estate	4 998	35 633	151 858	645	439	119	48	23	9	5	2	—	—

See footnotes at end of table.

**Table 6. Counties—Employees, Payroll, and Establishments by Industry: 2000—Con.**

[Excludes most government employees, railroad employees, and self-employed persons. Size class 1 to 4 includes establishments with payroll, but no employees, during mid-March pay period. (D) denotes figures withheld to avoid disclosing data for individual companies; the data are included in broader industry totals. Detailed industries with 100 or more employees are shown if industry was not a (D). For explanation of terms, abbreviations, and data reliability/comparability, see introductory text]

NAICS code	Industry	Number of employees for week including March 12	Payroll (\$1,000)		Total number of establishments	Number of establishments by employment-size class								
			First quarter	Annual		1 to 4	5 to 9	10 to 19	20 to 49	50 to 99	100 to 249	250 to 499	500 to 999	1,000 or more
<b>SHELBY—Con.</b>														
<b>53</b>	<b>Real estate &amp; rental &amp; leasing—Con.</b>													
531	Real estate—Con.													
5311	Lessors of real estate .....	1 857	13 725	50 317	324	229	60	22	7	5	1	—	—	—
53111	Lessors of residential buildings & dwellings...	1 038	5 528	23 267	147	92	32	15	5	2	1	—	—	—
531110	Lessors of residential buildings & dwellings...	1 038	5 528	23 267	147	92	32	15	5	2	1	—	—	—
53112	Lessors of nonres bldg (exc min Warehouses) .....	588	7 194	22 660	94	68	15	6	2	3	—	—	—	—
531120	Lessors of nonres bldg (exc min Warehouses) .....	588	7 194	22 660	94	68	15	6	2	3	—	—	—	—
53113	Lessors of miniwarehouses & self storage units .....	156	693	2 922	60	53	6	1	—	—	—	—	—	—
531130	Lessors of miniwarehouses & self storage units .....	156	693	2 922	60	53	6	1	—	—	—	—	—	—
5312	Offices of real estate agents & brokers .....	776	5 131	27 168	148	109	25	8	4	1	1	—	—	—
53121	Offices of real estate agents & brokers .....	776	5 131	27 168	148	109	25	8	4	1	1	—	—	—
531210	Offices of real estate agents & brokers .....	776	5 131	27 168	148	109	25	8	4	1	1	—	—	—
5313	Activities related to real estate .....	2 365	16 777	74 373	173	101	34	18	12	3	3	2	—	—
53131	Real estate property managers .....	2 007	13 812	61 060	110	57	21	10	3	0	2	—	—	—
531311	Residential property managers .....	1 808	11 933	52 844	86	43	16	14	7	2	2	—	—	—
531312	Nonresidential property managers .....	199	1 879	8 216	24	14	5	1	3	1	—	—	—	—
53132	Offices of real estate appraisers .....	154	1 233	5 404	38	26	9	2	1	—	—	—	—	—
531320	Offices of real estate appraisers .....	154	1 233	5 404	38	26	9	2	1	—	—	—	—	—
53139	Other activities related to real estate .....	204	1 732	7 909	25	18	4	1	1	—	1	—	—	—
531390	Other activities related to real estate .....	204	1 732	7 909	25	18	4	1	1	—	1	—	—	—
532	Rental & leasing services .....	2 491	15 187	58 573	207	64	71	41	23	4	4	—	—	—
5321	Automotive equipment rental & leasing .....	943	6 387	23 889	50	16	14	7	8	2	3	—	—	—
53211	Passenger car rental & leasing .....	512	2 867	10 931	16	3	5	2	2	2	2	—	—	—
532111	Passenger car rental .....	491	2 534	9 821	12	1	3	2	2	2	2	—	—	—
53212	Truck, utility trailer & RV rental & leasing .....	431	3 520	12 958	34	13	9	5	6	—	1	—	—	—
532120	Truck, utility trailer & RV rental & leasing .....	431	3 520	12 958	34	13	9	5	6	—	1	—	—	—
5322	Consumer goods rental .....	992	4 103	16 784	93	22	33	26	10	2	—	—	—	—
53223	Video tape & disc rental .....	532	1 216	4 889	39	6	4	21	7	1	—	—	—	—
532230	Video tape & disc rental .....	532	1 216	4 889	39	6	4	21	7	1	—	—	—	—
53229	Other consumer goods rental .....	271	2 010	8 845	17	2	7	4	3	1	—	—	—	—
532291	Home health equipment rental .....	121	975	3 855	8	1	4	2	—	1	—	—	—	—
532299	All other consumer goods rental .....	150	1 035	4 990	9	1	3	2	3	—	—	—	—	—
5323	General rental centers .....	215	1 569	4 500	26	9	15	1	—	—	1	—	—	—
53231	General rental centers .....	215	1 569	4 500	26	9	15	1	—	—	1	—	—	—
532310	General rental centers .....	215	1 569	4 500	26	9	15	1	—	—	1	—	—	—
5324	Commercial, industrial equip rental & leasing ...	341	3 128	13 400	38	17	9	7	5	—	—	—	—	—
53241	Const, trans, mining equip rental & leasing ...	(C)	(D)	(D)	15	6	3	2	4	—	—	—	—	—
53249	Oth commercial, industrial equip rental, lease .....	132	1 335	5 194	20	9	6	4	1	—	—	—	—	—
532490	Oth commercial, industrial equip rental, lease .....	132	1 335	5 194	20	9	6	4	1	—	—	—	—	—
533	Lessors of other nonfinancial intangible asset .....	123	1 645	5 609	8	1	2	1	4	—	—	—	—	—
5331	Lessors of other nonfinancial intangible asset ...	123	1 645	5 609	8	1	2	1	4	—	—	—	—	—
53311	Lessors of other nonfinancial intangible asset ...	123	1 645	5 609	8	1	2	1	4	—	—	—	—	—
533110	Lessors of other nonfinancial intangible asset .....	123	1 645	5 609	8	1	2	1	4	—	—	—	—	—
<b>54</b>	<b>Professional, scientific &amp; technical services .....</b>	<b>21 468</b>	<b>197 670</b>	<b>817 705</b>	<b>1 873</b>	<b>1 146</b>	<b>295</b>	<b>211</b>	<b>143</b>	<b>45</b>	<b>22</b>	<b>9</b>	<b>1</b>	<b>1</b>
541	Professional, scientific & technical services .....	21 468	197 670	817 705	1 873	1 146	295	211	143	45	22	9	1	1
5411	Legal services .....	2 922	32 021	129 776	466	320	64	52	22	7	1	—	—	—
54111	Offices of lawyers .....	2 798	31 079	125 506	442	306	59	47	22	7	1	—	—	—
541110	Offices of lawyers .....	2 798	31 079	125 506	442	306	59	47	22	7	1	—	—	—
54119	Other legal services .....	124	942	4 270	24	14	5	5	—	—	—	—	—	—
541191	Title abstract & settlement offices .....	116	901	4 097	19	10	4	5	—	—	—	—	—	—
5412	Accounting, tax prep, bookkeep, payroll services .....	3 546	26 498	112 187	274	175	39	31	15	7	3	4	—	—
54121	Accounting, tax prep, bookkeep, payroll services .....	3 546	26 498	112 187	274	175	39	31	15	7	3	4	—	—
541211	Offices of certified public accountants .....	1 429	16 234	70 072	152	98	25	13	10	4	2	—	—	—
541213	Tax preparation services .....	1 058	1 829	3 750	41	20	3	14	—	1	1	2	—	—
541214	Payroll services .....	760	6 598	31 044	13	3	3	1	3	1	—	—	—	—
541219	Other accounting services .....	299	1 837	7 321	68	54	8	3	2	1	—	—	—	—
5413	Architectural, engineering & related services ...	3 289	32 614	141 756	265	130	55	40	24	10	6	—	—	—
54131	Architectural services .....	799	9 104	38 173	74	35	20	10	6	1	2	—	—	—
541310	Architectural services .....	799	9 104	38 173	74	35	20	10	6	1	2	—	—	—
54132	Landscape architectural services .....	326	1 434	6 764	24	12	2	6	3	1	—	—	—	—
541320	Landscape architectural services .....	326	1 434	6 764	24	12	2	6	3	1	—	—	—	—
54133	Engineering services .....	1 779	18 598	82 397	126	63	25	16	11	7	4	—	—	—
541330	Engineering services .....	1 779	18 598	82 397	126	63	25	16	11	7	4	—	—	—
54138	Testing laboratories .....	294	2 911	11 922	17	1	6	5	4	1	—	—	—	—
541380	Testing laboratories .....	294	2 911	11 922	17	1	6	5	4	1	—	—	—	—
5414	Specialized design services .....	461	3 148	13 528	72	52	11	6	1	1	1	—	—	—
54141	Interior design services .....	112	836	3 477	34	26	6	2	—	—	—	—	—	—
541410	Interior design services .....	112	836	3 477	34	26	6	2	—	—	—	—	—	—
54143	Graphic design services .....	325	2 159	9 454	34	24	4	3	1	1	1	—	—	—
541430	Graphic design services .....	325	2 159	9 454	34	24	4	3	1	1	1	—	—	—
5415	Computer systems design & related services ...	3 283	39 092	164 774	241	149	44	12	23	5	5	3	—	—
54151	Computer systems design & related services ...	3 283	39 092	164 774	241	149	44	12	23	5	5	3	—	—
541511	Custom computer programming services ...	1 368	21 309	80 820	103	68	16	8	1	3	1	—	—	—
541512	Computer systems design services .....	1 210	12 200	58 997	94	56	19	5	8	4	1	1	—	—
541513	Computer facilities management services ...	529	4 069	16 998	11	4	2	—	3	—	1	1	—	—
541519	Other computer related services .....	176	1 514	8 459	33	21	7	1	4	—	—	—	—	—

See footnotes at end of table.

**Table 6. Counties—Employees, Payroll, and Establishments by Industry: 2000—Con.**

[Excludes most government employees, railroad employees, and self-employed persons. Size class 1 to 4 includes establishments with payroll, but no employees, during mid-March pay period. (D) denotes figures withheld to avoid disclosing data for individual companies; the data are included in broader industry totals. Detailed industries with 100 or more employees are shown if industry was not a (D). For explanation of terms, abbreviations, and data reliability/comparability, see introductory text]

NAICS code	Industry	Number of employees for week including March 12	Payroll (\$1,000)		Total number of establishments	Number of establishments by employment-size class									
			First quarter	Annual		1 to 4	5 to 9	10 to 19	20 to 49	50 to 99	100 to 249	250 to 499	500 to 999	1,000 or more	
<b>SHELBY—Con.</b>															
<b>54</b>	<b>Professional, scientific &amp; technical services—Con.</b>														
541	Professional, scientific & technical services—Con.														
5416	Management, sci & tech consulting services . . . . .	4 083	33 100	134 296	231	149	29	21	21	5	3	1	1	1	
54161	Management consulting services . . . . .	3 772	30 383	123 103	185	121	20	15	18	5	3	1	1	1	
541611	Admin & gen management consulting services . . . . .	1 734	12 525	50 031	81	59	7	4	8	—	2	—	—	1	
541612	Human res & exec search consulting services . . . . .	418	4 981	17 935	48	29	4	9	5	1	—	—	—	—	
541613	Marketing consulting services . . . . .	575	4 290	19 700	32	22	7	1	—	—	1	1	—	—	
541614	Process, phys dist & log consulting services . . . . .	972	8 253	33 264	16	6	1	1	3	4	—	—	1	—	
54162	Environmental consulting services . . . . .	155	1 576	6 402	17	7	5	4	1	—	—	—	—	—	
541620	Environmental consulting services . . . . .	155	1 576	6 402	17	7	5	4	1	—	—	—	—	—	
54169	Oth scientific & technical consulting services . . . . .	156	1 141	4 791	29	21	4	2	2	—	—	—	—	—	
541690	Oth scientific & technical consulting services . . . . .	156	1 141	4 791	29	21	4	2	2	—	—	—	—	—	
5417	Scientific R&D services . . . . .	307	2 403	10 115	23	11	3	5	3	—	1	—	—	—	
54171	R&D in physical, engineering & life sciences . . . . .	275	2 206	9 216	18	8	3	3	3	—	1	—	—	—	
541710	R&D in physical, engineering & life sciences . . . . .	275	2 206	9 216	18	8	3	3	3	—	1	—	—	—	
5418	Advertising & related services . . . . .	1 451	13 608	56 080	131	75	23	11	15	6	1	—	—	—	
54181	Advertising agencies . . . . .	685	6 956	29 298	58	33	7	5	11	2	—	—	—	—	
541810	Advertising agencies . . . . .	685	6 956	29 298	58	33	7	5	11	2	—	—	—	—	
54186	Direct mail advertising . . . . .	259	1 690	5 665	8	3	1	1	1	1	—	—	—	—	
541860	Direct mail advertising . . . . .	259	1 690	5 665	8	3	1	1	1	1	—	—	—	—	
54189	Other services related to advertising . . . . .	271	2 121	9 524	34	21	7	3	2	1	—	—	—	—	
541890	Other services related to advertising . . . . .	271	2 121	9 524	34	21	7	3	2	1	—	—	—	—	
5419	Oth professional, scientific, technical services . . . . .	2 126	15 186	55 193	170	85	27	33	19	4	1	1	—	—	
54191	Marketing research & public opinion polling . . . . .	467	6 127	15 564	18	5	3	5	1	3	1	—	—	—	
541910	Marketing research & public opinion polling . . . . .	467	6 127	15 564	18	5	3	5	1	3	1	—	—	—	
54192	Photographic services . . . . .	245	2 459	11 435	48	35	8	3	1	1	—	—	—	—	
541921	Photography studios, portrait . . . . .	245	2 459	11 435	48	35	8	3	1	1	—	—	—	—	
54194	Veterinary services . . . . .	819	3 947	17 614	69	17	14	24	14	—	—	—	—	—	
541940	Veterinary services . . . . .	819	3 947	17 614	69	17	14	24	14	—	—	—	—	—	
54199	All oth prof, scientific & technical services . . . . .	539	2 364	9 460	22	17	1	1	2	—	—	1	—	—	
541990	All oth prof, scientific & technical services . . . . .	539	2 364	9 460	22	17	1	1	2	—	—	1	—	—	
<b>55</b>	<b>Management of companies &amp; enterprises . . . . .</b>	<b>40 513</b>	<b>596 530</b>	<b>2 207 509</b>	<b>364</b>	<b>91</b>	<b>51</b>	<b>55</b>	<b>73</b>	<b>36</b>	<b>35</b>	<b>8</b>	<b>9</b>	<b>6</b>	
551	Management of companies & enterprises . . . . .	40 513	596 530	2 207 509	364	91	51	55	73	36	35	8	9	6	
5511	Management of companies & enterprises . . . . .	40 513	596 530	2 207 509	364	91	51	55	73	36	35	8	9	6	
55111	Management of companies & enterprises . . . . .	40 513	596 530	2 207 509	364	91	51	55	73	36	35	8	9	6	
551112	Offices of other holding companies . . . . .	437	23 104	89 915	20	11	4	—	2	2	1	—	—	—	
551114	Corp, subsidiary & regional managing offices . . . . .	40 052	573 067	2 116 457	340	77	47	54	71	34	34	8	9	6	
<b>56</b>	<b>Admin, support, waste mgt, remediation services . . . . .</b>	<b>49 913</b>	<b>232 031</b>	<b>1 026 881</b>	<b>1 211</b>	<b>543</b>	<b>206</b>	<b>147</b>	<b>135</b>	<b>62</b>	<b>78</b>	<b>27</b>	<b>10</b>	<b>3</b>	
561	Administrative & support services . . . . .	49 109	225 741	998 439	1 182	535	203	142	128	57	77	27	10	3	
5611	Office administrative services . . . . .	2 672	27 844	115 366	110	50	20	18	11	5	3	3	—	—	
56111	Office administrative services . . . . .	2 672	27 844	115 366	110	50	20	18	11	5	3	3	—	—	
561110	Office administrative services . . . . .	2 672	27 844	115 366	110	50	20	18	11	5	3	3	—	—	
5612	Facilities support services . . . . .	889	5 947	24 329	17	6	2	2	3	—	3	1	—	—	
56121	Facilities support services . . . . .	889	5 947	24 329	17	6	2	2	3	—	3	1	—	—	
561210	Facilities support services . . . . .	889	5 947	24 329	17	6	2	2	3	—	3	1	—	—	
5613	Employment services . . . . .	27 626	116 435	489 263	227	63	25	17	32	18	50	14	5	3	
56131	Employment placement agencies . . . . .	1 083	4 676	20 954	34	19	6	2	3	—	3	1	—	—	
561310	Employment placement agencies . . . . .	1 083	4 676	20 954	34	19	6	2	3	—	3	1	—	—	
56132	Temporary help services . . . . .	18 407	60 437	249 291	162	37	15	11	24	16	43	10	5	1	
561320	Temporary help services . . . . .	18 407	60 437	249 291	162	37	15	11	24	16	43	10	5	1	
56133	Employee leasing services . . . . .	8 136	51 322	219 018	31	7	4	4	5	2	4	3	—	2	
561330	Employee leasing services . . . . .	8 136	51 322	219 018	31	7	4	4	5	2	4	3	—	2	
5614	Business support services . . . . .	2 463	14 945	62 789	120	52	22	19	18	4	3	2	—	—	
56142	Telephone call centers . . . . .	1 145	6 043	25 343	18	4	3	3	4	1	1	2	—	—	
561421	Telephone answering services . . . . .	524	2 842	11 975	11	2	3	1	4	—	—	1	—	—	
561422	Telemarketing bureaus . . . . .	621	3 201	13 368	7	2	—	2	—	1	1	1	—	—	
56143	Business service centers . . . . .	340	1 867	7 915	45	24	9	7	5	—	—	—	—	—	
561439	Oth business service centers (incl copy shops) . . . . .	309	1 730	7 436	33	15	6	7	5	—	—	—	—	—	
56144	Collection agencies . . . . .	562	3 891	16 121	26	10	5	3	6	—	2	—	—	—	
561440	Collection agencies . . . . .	562	3 891	16 121	26	10	5	3	6	—	2	—	—	—	
56145	Credit bureaus . . . . .	152	1 026	4 398	5	1	1	—	2	1	—	—	—	—	
561450	Credit bureaus . . . . .	152	1 026	4 398	5	1	1	—	2	1	—	—	—	—	
56149	Other business support services . . . . .	191	1 605	6 953	18	9	4	3	—	2	—	—	—	—	
5615	Travel arrangement & reservation services . . . . .	651	4 253	16 801	68	28	21	11	6	2	—	—	—	—	
56151	Travel agencies . . . . .	514	3 324	12 996	56	24	17	9	4	2	—	—	—	—	
561510	Travel agencies . . . . .	514	3 324	12 996	56	24	17	9	4	2	—	—	—	—	
56159	Oth travel arrangement & reservation services . . . . .	114	838	3 402	7	2	1	2	2	—	—	—	—	—	
5616	Investigation & security services . . . . .	5 675	25 442	150 275	116	42	18	16	13	13	10	2	2	—	
56161	Investigation, guard & armored car services . . . . .	4 925	20 027	126 747	71	25	8	9	7	9	9	2	2	—	
561611	Investigation services . . . . .	516	2 391	10 026	23	12	5	1	2	2	—	1	—	—	
561612	Security guards & patrol services . . . . .	4 216	16 265	111 086	43	11	2	8	4	7	8	1	2	—	
561613	Armored car services . . . . .	193	1 371	5 635	5	2	1	—	1	—	1	—	—	—	
56162	Security systems services . . . . .	750	5 415	23 528	45	17	10	7	6	4	1	—	—	—	
561621	Security systems services (except locksmiths) . . . . .	683	5 011	21 856	34	12	6	6	5	4	1	—	—	—	

See footnotes at end of table.

**Table 6. Counties—Employees, Payroll, and Establishments by Industry: 2000—Con.**

[Excludes most government employees, railroad employees, and self-employed persons. Size class 1 to 4 includes establishments with payroll, but no employees, during mid-March pay period. (D) denotes figures withheld to avoid disclosing data for individual companies; the data are included in broader industry totals. Detailed industries with 100 or more employees are shown if industry was not a (D). For explanation of terms, abbreviations, and data reliability/comparability, see introductory text]

NAICS code	Industry	Number of employees for week including March 12	Payroll (\$1,000)		Total number of establishments	Number of establishments by employment-size class									
			First quarter	Annual		1 to 4	5 to 9	10 to 19	20 to 49	50 to 99	100 to 249	250 to 499	500 to 999	1,000 or more	
<b>SHELBY—Con.</b>															
<b>56</b>	<b>Admin, support, waste mgt, remediation services—Con.</b>														
561	Administrative & support services—Con.														
5617	Services to buildings & dwellings	6 657	21 272	95 741	451	262	84	49	36	11	4	3	2	—	
56171	Exterminating & pest control services	444	2 832	13 340	47	20	13	8	6	—	—	—	—	—	
561710	Exterminating & pest control services	444	2 832	13 340	47	20	13	8	6	—	—	—	—	—	
56172	Janitorial services	4 854	11 955	49 270	190	106	30	19	17	9	4	3	2	—	
561720	Janitorial services	4 854	11 955	49 270	190	106	30	19	17	9	4	3	2	—	
56173	Landscaping services	1 082	5 400	27 161	164	104	29	19	10	2	—	—	—	—	
561730	Landscaping services	1 082	5 400	27 161	164	104	29	19	10	2	—	—	—	—	
56174	Carpet & upholstery cleaning services	158	666	3 365	27	17	6	2	2	—	—	—	—	—	
561740	Carpet & upholstery cleaning services	158	666	3 365	27	17	6	2	2	—	—	—	—	—	
56179	Other services to buildings & dwellings	119	419	2 605	23	15	6	1	1	—	—	—	—	—	
561790	Other services to buildings & dwellings	119	419	2 605	23	15	6	1	1	—	—	—	—	—	
5619	Other support services	2 476	9 603	43 875	73	32	11	10	9	4	4	2	1	—	
56191	Packaging & labeling services	813	3 522	14 066	12	4	1	1	1	1	3	1	—	—	
561910	Packaging & labeling services	813	3 522	14 066	12	4	1	1	1	1	3	1	—	—	
56192	Convention & trade show organizers	123	639	3 216	11	3	3	2	3	—	—	—	—	—	
561920	Convention & trade show organizers	123	639	3 216	11	3	3	2	3	—	—	—	—	—	
56199	All other support services	1 540	5 442	26 593	50	25	7	7	5	3	1	1	1	—	
561990	All other support services	1 540	5 442	26 593	50	25	7	7	5	3	1	1	1	—	
562	Waste management & remediation services	804	6 290	28 442	29	8	3	5	7	5	1	—	—	—	
5621	Waste collection	331	2 918	13 383	6	2	1	—	1	1	1	—	—	—	
56211	Waste collection	331	2 918	13 383	6	2	1	—	1	1	1	—	—	—	
5622	Waste treatment & disposal	189	1 553	6 664	9	3	—	1	4	1	—	—	—	—	
56221	Waste treatment & disposal	189	1 553	6 664	9	3	—	1	4	1	—	—	—	—	
5629	Remediation & oth waste management services	284	1 819	8 395	14	3	2	4	2	3	—	—	—	—	
56291	Remediation services	125	744	3 645	5	1	—	1	2	1	—	—	—	—	
562910	Remediation services	125	744	3 645	5	1	—	1	2	1	—	—	—	—	
56299	All other waste management services	159	1 075	4 750	9	2	2	3	—	2	—	—	—	—	
<b>61</b>	<b>Educational services</b>	<b>6 644</b>	<b>37 587</b>	<b>152 092</b>	<b>197</b>	<b>77</b>	<b>30</b>	<b>29</b>	<b>26</b>	<b>17</b>	<b>15</b>	<b>2</b>	<b>1</b>	<b>—</b>	
611	Educational services	6 644	37 587	152 092	197	77	30	29	26	17	15	2	1	—	
6111	Elementary & secondary schools	3 432	17 210	69 866	65	8	4	15	18	10	9	1	—	—	
61111	Elementary & secondary schools	3 432	17 210	69 866	65	8	4	15	18	10	9	1	—	—	
611110	Elementary & secondary schools	3 432	17 210	69 866	65	8	4	15	18	10	9	1	—	—	
6112	Junior colleges	227	1 649	6 981	4	—	—	—	1	3	—	—	—	—	
61121	Junior colleges	227	1 649	6 981	4	—	—	—	1	3	—	—	—	—	
611210	Junior colleges	227	1 649	6 981	4	—	—	—	1	3	—	—	—	—	
6113	Colleges, universities & professional schools	1 989	12 829	49 221	12	3	1	—	—	1	5	1	1	—	
61131	Colleges, universities & professional schools	1 989	12 829	49 221	12	3	1	—	—	1	5	1	1	—	
611310	Colleges, universities & professional schools	1 989	12 829	49 221	12	3	1	—	—	1	5	1	1	—	
6114	Business schools & computer & mgt training	237	2 122	8 355	18	10	2	4	—	2	—	—	—	—	
61142	Computer training	208	1 975	7 824	9	3	1	3	—	2	—	—	—	—	
611420	Computer training	208	1 975	7 824	9	3	1	3	—	2	—	—	—	—	
6115	Technical & trade schools	403	2 474	11 751	33	16	9	4	2	1	1	—	—	—	
61151	Technical & trade schools	403	2 474	11 751	33	16	9	4	2	1	1	—	—	—	
611519	Other technical & trade schools	246	1 497	7 422	11	6	1	1	1	1	—	—	—	—	
6116	Other schools & instruction	271	966	4 410	53	34	10	6	3	—	—	—	—	—	
61169	All other schools & instruction	138	489	2 133	20	13	1	4	2	—	—	—	—	—	
611699	All other miscellaneous schools & instruction	114	442	1 918	15	9	1	3	2	—	—	—	—	—	
<b>62</b>	<b>Health care and social assistance</b>	<b>55 148</b>	<b>418 777</b>	<b>1 791 079</b>	<b>2 102</b>	<b>960</b>	<b>460</b>	<b>318</b>	<b>238</b>	<b>48</b>	<b>48</b>	<b>16</b>	<b>4</b>	<b>10</b>	
621	Ambulatory health care services	19 001	181 006	832 844	1 504	771	348	202	132	25	18	6	1	1	
6211	Offices of physicians	7 575	93 244	471 658	699	327	162	111	80	14	5	—	—	—	
62111	Offices of physicians	7 575	93 244	471 658	699	327	162	111	80	14	5	—	—	—	
621111	Offices of physicians (exc mental health)	7 423	91 654	463 275	656	294	155	108	80	14	5	—	—	—	
621112	Offices of physicians, mental health	152	1 590	8 383	43	33	7	3	—	—	—	—	—	—	
6212	Offices of dentists	2 003	14 233	63 426	404	236	128	36	3	—	1	—	—	—	
62121	Offices of dentists	2 003	14 233	63 426	404	236	128	36	3	—	1	—	—	—	
621210	Offices of dentists	2 003	14 233	63 426	404	236	128	36	3	—	1	—	—	—	
6213	Offices of other health practitioners	1 608	9 549	38 038	227	164	34	21	7	—	—	—	1	—	
62131	Offices of chiropractors	130	678	2 705	51	44	4	3	—	—	—	—	—	—	
621310	Offices of chiropractors	130	678	2 705	51	44	4	3	—	—	—	—	—	—	
62132	Offices of optometrists	427	2 321	10 135	64	36	16	8	4	—	—	—	—	—	
621320	Offices of optometrists	427	2 321	10 135	64	36	16	8	4	—	—	—	—	—	
62134	Offices of PT, OT, speech therapy & audiology	822	4 646	16 715	28	13	5	6	3	—	—	—	1	—	
621340	Offices of PT, OT, speech therapy & audiology	822	4 646	16 715	28	13	5	6	3	—	—	—	1	—	
62139	Offices of all other health practitioners	134	1 261	5 650	41	31	7	3	—	—	—	—	—	—	
6214	Outpatient care centers	2 935	26 485	111 290	69	15	9	17	21	2	4	—	—	1	
62142	Outpatient mental health, substance abuse ctrs	823	5 288	22 405	20	5	1	2	7	1	4	—	—	—	
621420	Outpatient mental health, substance abuse ctrs	823	5 288	22 405	20	5	1	2	7	1	4	—	—	—	
62149	Other outpatient care centers	2 044	20 890	87 514	46	10	7	14	13	1	—	—	—	1	
621492	Kidney dialysis centers	153	1 077	4 533	7	—	1	2	4	—	—	—	—	—	
621493	Freestanding ambulatory surgery, emergency ctr	425	4 930	20 383	23	2	5	7	9	—	—	—	—	—	
621498	All other outpatient care centers	1 466	14 883	62 598	16	8	1	5	—	1	—	—	—	1	
6215	Medical & diagnostic laboratories	1 140	12 555	59 693	25	7	3	5	5	2	1	2	—	—	
62151	Medical & diagnostic laboratories	1 140	12 555	59 693	25	7	3	5	5	2	1	2	—	—	
621511	Medical laboratories	953	9 009	37 742	13	3	2	1	3	1	1	2	—	—	
621512	Diagnostic Imaging centers	187	3 546	21 951	12	4	1	4	2	1	—	—	—	—	

See footnotes at end of table.



**Table 6. Counties—Employees, Payroll, and Establishments by Industry: 2000—Con.**

[Excludes most government employees, railroad employees, and self-employed persons. Size class 1 to 4 includes establishments with payroll, but no employees, during mid-March pay period. (D) denotes figures withheld to avoid disclosing data for individual companies; the data are included in broader industry totals. Detailed industries with 100 or more employees are shown if industry was not a (D). For explanation of terms, abbreviations, and data reliability/comparability, see introductory text]

NAICS code	Industry	Number of employees for week including March 12	Payroll (\$1,000)		Total number of establishments	Number of establishments by employment-size class								
			First quarter	Annual		1 to 4	5 to 9	10 to 19	20 to 49	50 to 99	100 to 249	250 to 499	500 to 999	1,000 or more
<b>SHELBY—Con.</b>														
<b>62</b>	<b>Health care and social assistance—Con.</b>													
	Ambulatory health care services—Con.													
621	Home health care services . . . . .	2 939	19 682	67 623	49	13	6	5	12	5	4	4	—	—
62161	Home health care services . . . . .	2 939	19 682	67 623	49	13	6	5	12	5	4	4	—	—
621610	Home health care services . . . . .	2 939	19 682	67 623	49	13	6	5	12	5	4	4	—	—
6219	Other ambulatory health care services . . . . .	801	5 258	21 116	31	9	6	7	4	2	3	—	—	—
62191	Ambulance services . . . . .	301	1 785	6 758	5	—	—	1	2	1	1	—	—	—
621910	Ambulance services . . . . .	301	1 785	6 758	5	—	—	1	2	1	1	—	—	—
62199	All other ambulatory health care services . . . . .	500	3 473	14 358	26	9	6	6	2	1	2	—	—	—
621991	Blood & organ banks . . . . .	298	2 267	9 185	15	2	5	5	1	1	1	—	—	—
621999	All oth misc ambulatory health care services . . . . .	202	1 206	5 173	11	7	1	1	1	—	1	—	—	—
622	Hospitals . . . . .	23 099	180 758	733 577	28	5	1	1	1	—	3	6	2	9
6221	General medical & surgical hospitals . . . . .	21 870	172 207	698 318	18	—	1	1	—	—	2	3	2	9
62211	General medical & surgical hospitals . . . . .	21 870	172 207	698 318	18	—	1	1	—	—	2	3	2	9
622110	General medical & surgical hospitals . . . . .	21 870	172 207	698 318	18	—	1	1	—	—	2	3	2	9
6222	Psychiatric & substance abuse hospitals . . . . .	(F)	(D)	(D)	8	5	—	—	—	—	1	2	—	—
62221	Psychiatric & substance abuse hospitals . . . . .	(F)	(D)	(D)	8	5	—	—	—	—	1	2	—	—
6223	Other specialty hospitals . . . . .	(E)	(D)	(D)	2	—	—	—	1	—	—	1	—	—
62231	Other specialty hospitals . . . . .	(E)	(D)	(D)	2	—	—	—	1	—	—	1	—	—
623	Nursing & residential care facilities . . . . .	6 580	35 323	134 850	168	55	33	21	21	12	23	3	—	—
6231	Nursing care facilities . . . . .	4 086	23 555	86 445	37	6	1	2	2	4	20	2	—	—
62311	Nursing care facilities . . . . .	4 086	23 555	86 445	37	6	1	2	2	4	20	2	—	—
623110	Nursing care facilities . . . . .	4 086	23 555	86 445	37	6	1	2	2	4	20	2	—	—
6232	Residential mental retardation, health facil . . . . .	1 060	5 997	22 251	67	26	20	13	4	1	3	—	—	—
62321	Residential mental retardation facilities . . . . .	631	3 439	11 621	56	22	19	11	2	1	1	—	—	—
623210	Residential mental retardation facilities . . . . .	631	3 439	11 621	56	22	19	11	2	1	1	—	—	—
62322	Residential mental health, subst abuse facil . . . . .	429	2 558	10 630	11	4	1	2	2	—	2	—	—	—
623220	Residential mental health, subst abuse facil . . . . .	429	2 558	10 630	11	4	1	2	2	—	2	—	—	—
6233	Community care facilities for the elderly . . . . .	1 102	4 214	19 672	45	18	6	2	13	5	—	1	—	—
62331	Community care facilities for the elderly . . . . .	1 102	4 214	19 672	45	18	6	2	13	5	—	1	—	—
623311	Continuing care retirement communities . . . . .	275	1 192	5 894	5	3	1	—	—	—	—	1	—	—
623312	Homes for the elderly . . . . .	827	3 022	13 778	40	15	5	2	13	5	—	—	—	—
6239	Other residential care facilities . . . . .	332	1 557	6 482	19	5	6	4	2	2	—	—	—	—
62399	Other residential care facilities . . . . .	332	1 557	6 482	19	5	6	4	2	2	—	—	—	—
623990	Other residential care facilities . . . . .	332	1 557	6 482	19	5	6	4	2	2	—	—	—	—
624	Social assistance . . . . .	6 468	21 690	89 808	402	129	78	94	84	11	4	1	1	—
6241	Individual & family services . . . . .	1 885	7 934	33 356	99	47	21	10	17	1	1	1	1	—
62411	Child & youth services . . . . .	198	1 069	4 392	19	7	6	3	3	—	—	—	—	—
624110	Child & youth services . . . . .	198	1 069	4 392	19	7	6	3	3	—	—	—	—	—
62412	Services for elderly & disabled persons . . . . .	1 099	3 686	16 598	36	16	8	4	6	—	—	1	1	—
624120	Services for elderly & disabled persons . . . . .	1 099	3 686	16 598	36	16	8	4	6	—	—	1	1	—
62419	Other individual & family services . . . . .	588	3 179	12 366	44	24	7	3	8	1	1	—	—	—
624190	Other individual & family services . . . . .	588	3 179	12 366	44	24	7	3	8	1	1	—	—	—
6242	Community, emergency & other relief services . . . . .	252	1 034	4 647	22	5	7	6	4	—	—	—	—	—
62422	Community housing services . . . . .	166	640	2 992	15	3	6	3	3	—	—	—	—	—
6243	Vocational rehabilitation services . . . . .	320	1 406	4 761	15	4	4	3	1	2	1	—	—	—
62431	Vocational rehabilitation services . . . . .	320	1 406	4 761	15	4	4	3	1	2	1	—	—	—
624310	Vocational rehabilitation services . . . . .	320	1 406	4 761	15	4	4	3	1	2	1	—	—	—
6244	Child day care services . . . . .	4 011	11 316	47 044	266	73	46	75	62	8	2	—	—	—
62441	Child day care services . . . . .	4 011	11 316	47 044	266	73	46	75	62	8	2	—	—	—
624410	Child day care services . . . . .	4 011	11 316	47 044	266	73	46	75	62	8	2	—	—	—
<b>71</b>	<b>Arts, entertainment &amp; recreation . . . . .</b>	<b>4 310</b>	<b>17 337</b>	<b>79 463</b>	<b>183</b>	<b>76</b>	<b>29</b>	<b>22</b>	<b>31</b>	<b>15</b>	<b>8</b>	<b>2</b>	<b>—</b>	<b>—</b>
711	Performing arts, spectator sports & related industries . . . . .	850	4 086	18 251	53	26	6	12	5	2	2	—	—	—
7111	Performing arts companies . . . . .	529	1 961	7 078	16	5	2	4	2	1	2	—	—	—
71111	Theater companies & dinner theaters . . . . .	266	1 051	3 809	8	1	1	3	1	1	1	—	—	—
711110	Theater companies & dinner theaters . . . . .	266	1 051	3 809	8	1	1	3	1	1	1	—	—	—
71113	Musical groups & artists . . . . .	(C)	(D)	(D)	7	4	1	1	—	—	1	—	—	—
7114	Agents, managers for artists & other public figures . . . . .	124	896	4 971	7	1	3	2	—	1	—	—	—	—
71141	Agents, managers for artists & other public figures . . . . .	124	896	4 971	7	1	3	2	—	1	—	—	—	—
711410	Agents, managers for artists & other public figures . . . . .	124	896	4 971	7	1	3	2	—	1	—	—	—	—
712	Museums, historical sites & like institutions . . . . .	686	3 393	13 699	11	2	1	1	4	1	1	1	—	—
7121	Museums, historical sites & like institutions . . . . .	686	3 393	13 699	11	2	1	1	4	1	1	1	—	—
71211	Museums . . . . .	(F)	(D)	(D)	9	2	1	1	3	1	—	1	—	—
71213	Zoos & botanical gardens . . . . .	(C)	(D)	(D)	2	—	—	—	1	—	1	—	—	—
713	Amusement, gambling & recreation industries . . . . .	2 774	9 858	47 513	119	48	22	9	22	12	5	1	—	—
7131	Amusement parks & arcades . . . . .	(C)	(D)	(D)	9	5	2	—	—	2	—	—	—	—
71311	Amusement & theme parks . . . . .	(C)	(D)	(D)	2	—	—	—	—	2	—	—	—	—
7139	Other amusement & recreation industries . . . . .	2 626	9 557	44 880	109	42	20	9	22	10	5	1	—	—
71391	Golf courses & country clubs . . . . .	853	3 626	18 833	15	1	2	—	4	5	3	—	—	—
713910	Golf courses & country clubs . . . . .	853	3 626	18 833	15	1	2	—	4	5	3	—	—	—
71394	Fitness & recreational sports centers . . . . .	973	3 117	14 489	49	21	9	7	6	4	2	—	—	—
713940	Fitness & recreational sports centers . . . . .	973	3 117	14 489	49	21	9	7	6	4	2	—	—	—
71395	Bowling centers . . . . .	121	324	1 242	5	1	—	—	4	—	—	—	—	—
713950	Bowling centers . . . . .	121	324	1 242	5	1	—	—	4	—	—	—	—	—
71399	All other amusement & recreation industries . . . . .	638	2 351	9 746	36	18	7	2	7	1	—	1	—	—
713990	All other amusement & recreation industries . . . . .	638	2 351	9 746	36	18	7	2	7	1	—	1	—	—

See footnotes at end of table.

**Table 6. Counties—Employees, Payroll, and Establishments by Industry: 2000—Con.**

[Excludes most government employees, railroad employees, and self-employed persons. Size class 1 to 4 includes establishments with payroll, but no employees, during mid-March pay period. (D) denotes figures withheld to avoid disclosing data for individual companies; the data are included in broader industry totals. Detailed industries with 100 or more employees are shown if industry was not a (D). For explanation of terms, abbreviations, and data reliability/comparability, see introductory text]

NAICS code	Industry	Number of employees for week including March 12	Payroll (\$1,000)		Total number of establishments	Number of establishments by employment-size class								
			First quarter	Annual		1 to 4	5 to 9	10 to 19	20 to 49	50 to 99	100 to 249	250 to 499	500 to 999	1,000 or more
<b>SHELBY—Con.</b>														
<b>72</b>	<b>Accommodation &amp; food services</b>	<b>35 745</b>	<b>96 784</b>	<b>409 490</b>	<b>1 505</b>	<b>378</b>	<b>207</b>	<b>292</b>	<b>451</b>	<b>136</b>	<b>37</b>	<b>3</b>	<b>1</b>	—
721	Accommodation	5 597	20 081	84 808	196	64	25	34	50	12	8	2	1	—
7211	Traveler accommodation	5 567	19 995	84 412	187	59	21	34	50	12	8	2	1	—
72111	Hotels (exc casino hotels) & motels	5 567	19 995	84 412	187	59	21	34	50	12	8	2	1	—
721110	Hotels (exc casino hotels) & motels	5 567	19 995	84 412	187	59	21	34	50	12	8	2	1	—
722	Food services & drinking places	30 148	76 703	324 682	1 309	314	182	258	401	124	29	1	—	—
7221	Full-service restaurants	12 786	36 620	156 119	478	132	64	78	111	72	20	1	—	—
72211	Full-service restaurants	12 786	36 620	156 119	478	132	64	78	111	72	20	1	—	—
722110	Full-service restaurants	12 786	36 620	156 119	478	132	64	78	111	72	20	1	—	—
7222	Limited-service eating places	15 048	33 804	139 470	677	110	90	162	266	42	7	—	—	—
72221	Limited-service eating places	15 048	33 804	139 470	677	110	90	162	266	42	7	—	—	—
722211	Limited-service restaurants	13 415	29 016	118 978	594	77	82	144	255	31	5	—	—	—
722212	Cafeterias	1 003	3 257	13 806	22	2	—	2	7	10	1	—	—	—
722213	Snack & nonalcoholic beverage bars	630	1 531	6 686	61	31	8	16	4	1	—	—	—	—
7223	Special food services	1 163	4 040	18 208	75	28	18	14	9	5	1	—	—	—
72231	Food service contractors	946	3 574	15 639	50	14	15	9	7	4	1	—	—	—
722310	Food service contractors	946	3 574	15 639	50	14	15	9	7	4	1	—	—	—
72232	Caterers	(C)	(D)	(D)	21	10	3	5	2	1	—	—	—	—
7224	Drinking places (alcoholic beverages)	1 151	2 239	10 885	79	44	10	4	15	5	1	—	—	—
72241	Drinking places (alcoholic beverages)	1 151	2 239	10 885	79	44	10	4	15	5	1	—	—	—
722410	Drinking places (alcoholic beverages)	1 151	2 239	10 885	79	44	10	4	15	5	1	—	—	—
<b>81</b>	<b>Other services (except public administration)</b>	<b>24 530</b>	<b>115 975</b>	<b>485 881</b>	<b>2 223</b>	<b>1 114</b>	<b>495</b>	<b>346</b>	<b>178</b>	<b>62</b>	<b>23</b>	<b>5</b>	—	—
811	Repair & maintenance	5 153	38 940	168 625	621	327	166	83	35	5	4	1	—	—
8111	Automotive repair & maintenance	2 917	17 086	74 000	431	219	130	59	21	2	—	—	—	—
81111	Automotive mechanical & electrical R&M	1 200	7 236	29 455	251	153	77	15	6	—	—	—	—	—
811111	General automotive repair	825	4 980	20 448	180	119	48	8	5	—	—	—	—	—
811113	Automotive transmission repair	197	1 205	4 730	30	11	13	5	1	—	—	—	—	—
811118	Other automotive mechanical & electrical R&M	144	838	3 462	28	13	13	2	—	—	—	—	—	—
81112	Automotive body, paint, interior & glass repair	1 010	7 717	35 209	116	42	40	26	6	2	—	—	—	—
811121	Automotive body, paint & interior R&M	772	5 401	24 360	94	36	30	23	4	1	—	—	—	—
811122	Automotive glass replacement shops	238	2 316	10 849	22	6	10	3	2	1	—	—	—	—
81119	Other automotive R&M	707	2 133	9 336	64	24	13	18	9	—	—	—	—	—
811191	Automotive oil change & lubrication shops	346	1 150	5 065	32	7	9	14	2	—	—	—	—	—
811192	Car washes	351	942	4 097	28	14	3	4	7	—	—	—	—	—
8112	Electronic & precision equipment R&M	1 171	14 201	62 357	60	37	7	5	6	1	3	1	—	—
81121	Electronic & precision equipment R&M	1 171	14 201	62 357	60	37	7	5	6	1	3	1	—	—
811212	Computer & office machine R&M	959	12 487	55 107	27	14	2	4	2	1	3	1	—	—
811213	Communication equipment R&M	101	905	4 013	9	4	2	1	2	—	—	—	—	—
8113	Commercial equipment (exc auto & elec) R&M	549	4 894	20 616	59	26	12	13	7	1	—	—	—	—
81131	Commercial equipment (exc auto & elec) R&M	549	4 894	20 616	59	26	12	13	7	1	—	—	—	—
811310	Commercial equipment (exc auto & elec) R&M	549	4 894	20 616	59	26	12	13	7	1	—	—	—	—
8114	Personal & household goods R&M	516	2 759	11 652	71	45	17	6	1	1	1	—	—	—
81141	Home, garden equipment & appliance R&M	340	1 862	7 956	29	16	9	2	—	1	1	—	—	—
811412	Appliance repair & maintenance	277	1 578	6 736	15	8	5	—	—	1	1	—	—	—
812	Personal & laundry services	6 086	26 400	110 688	671	367	118	123	44	13	6	—	—	—
8121	Personal care services	1 857	8 543	36 095	285	157	61	54	11	2	—	—	—	—
81211	Hair, nail & skin care services	1 665	8 020	33 775	256	142	54	48	10	2	—	—	—	—
812112	Beauty salons	1 557	7 628	31 986	224	113	53	47	10	1	—	—	—	—
81219	Other personal care services	192	523	2 320	29	15	7	6	1	—	—	—	—	—
812199	Other personal care services	119	388	1 659	18	8	6	4	—	—	—	—	—	—
8122	Death care services	665	2 897	11 731	42	17	8	6	7	4	—	—	—	—
81221	Funeral homes	376	1 832	7 301	32	16	5	6	3	2	—	—	—	—
812210	Funeral homes	376	1 832	7 301	32	16	5	6	3	2	—	—	—	—
81222	Cemeteries & crematories	289	1 065	4 430	10	1	3	—	4	2	—	—	—	—
812220	Cemeteries & crematories	289	1 065	4 430	10	1	3	—	4	2	—	—	—	—
8123	Drycleaning & laundry services	2 646	11 066	48 126	177	75	30	40	22	4	6	—	—	—
81232	Drycleaning & laundry services (exc coin-op)	1 586	5 445	23 157	134	51	24	36	20	2	1	—	—	—
812320	Drycleaning & laundry services (exc coin-op)	1 586	5 445	23 157	134	51	24	36	20	2	1	—	—	—
81233	Linen & uniform supply	961	5 411	24 085	14	1	3	1	2	2	5	—	—	—
812331	Linen supply	193	947	4 084	5	1	2	—	1	—	1	—	—	—
812332	Industrial launderers	768	4 464	20 001	9	—	1	1	1	2	4	—	—	—
8129	Other personal services	918	3 894	14 736	167	118	19	23	4	3	—	—	—	—
81292	Photofinishing	202	1 180	4 390	15	6	4	2	2	1	—	—	—	—
81293	Parking lots & garages	407	1 515	4 272	96	69	8	18	1	—	—	—	—	—
812930	Parking lots & garages	407	1 515	4 272	96	69	8	18	1	—	—	—	—	—
81299	All other personal services	272	1 078	5 407	42	31	5	3	1	2	—	—	—	—
812990	All other personal services	272	1 078	5 407	42	31	5	3	1	2	—	—	—	—
813	Religious, grantmaking, civic, prof & like organizations	13 291	50 635	206 568	931	420	211	140	99	44	13	4	—	—
8131	Religious organizations	10 554	33 892	137 564	635	243	167	101	72	36	12	4	—	—
81311	Religious organizations	10 554	33 892	137 564	635	243	167	101	72	36	12	4	—	—
813110	Religious organizations	10 554	33 892	137 564	635	243	167	101	72	36	12	4	—	—
8132	Grantmaking & giving services	542	5 600	21 179	44	21	8	11	3	—	1	—	—	—
81321	Grantmaking & giving services	542	5 600	21 179	44	21	8	11	3	—	1	—	—	—
813212	Voluntary health organizations	129	989	3 536	16	8	2	5	1	—	—	—	—	—
813219	Other grantmaking & giving services	325	3 700	13 990	10	2	1	5	1	—	1	—	—	—
8133	Social advocacy organizations	245	1 422	5 034	32	22	4	2	3	1	—	—	—	—
81331	Social advocacy organizations	245	1 422	5 034	32	22	4	2	3	1	—	—	—	—
813319	Other social advocacy organizations	190	1 063	3 489	18	11	2	1	3	1	—	—	—	—

See footnotes at end of table.

**Table 6. Counties—Employees, Payroll, and Establishments by Industry: 2000—Con.**

[Excludes most government employees, railroad employees, and self-employed persons. Size class 1 to 4 includes establishments with payroll, but no employees, during mid-March pay period. (D) denotes figures withheld to avoid disclosing data for individual companies; the data are included in broader industry totals. Detailed industries with 100 or more employees are shown if industry was not a (D). For explanation of terms, abbreviations, and data reliability/comparability, see introductory text]

NAICS code	Industry	Number of employees for week including March 12	Payroll (\$1,000)		Total number of establishments	Number of establishments by employment-size class								
			First quarter	Annual		1 to 4	5 to 9	10 to 19	20 to 49	50 to 99	100 to 249	250 to 499	500 to 999	1,000 or more
<b>SHELBY—Con.</b>														
<b>81</b>	<b>Other services (except public administration)—Con.</b>													
813	Religious, grantmaking, civic, prof & like organizations—Con.													
8134	Civic & social organizations	1 013	3 297	14 744	75	40	9	8	13	5	—	—	—	—
81341	Civic & social organizations	1 013	3 297	14 744	75	40	9	8	13	5	—	—	—	—
813410	Civic & social organizations	1 013	3 297	14 744	75	40	9	8	13	5	—	—	—	—
8139	Business, labor, political, like organizations	937	6 424	28 047	145	94	23	18	8	2	—	—	—	—
81391	Business associations	299	3 083	12 376	36	24	5	3	3	1	—	—	—	—
813910	Business associations	299	3 083	12 376	36	24	5	3	3	1	—	—	—	—
81392	Professional organizations	105	817	3 432	18	11	4	1	2	—	—	—	—	—
813920	Professional organizations	105	817	3 432	18	11	4	1	2	—	—	—	—	—
81393	Labor unions & similar labor organizations	440	1 867	7 695	59	33	10	12	3	1	—	—	—	—
813930	Labor unions & similar labor organizations	440	1 867	7 695	59	33	10	12	3	1	—	—	—	—
<b>95</b>	<b>Auxiliaries (exc corporate, subsidiary &amp; regional mgt)</b>	<b>7 844</b>	<b>65 505</b>	<b>268 610</b>	<b>89</b>	<b>14</b>	<b>18</b>	<b>9</b>	<b>13</b>	<b>13</b>	<b>11</b>	<b>7</b>	<b>4</b>	<b>—</b>
<b>99</b>	<b>Unclassified establishments</b>	<b>268</b>	<b>1 218</b>	<b>11 615</b>	<b>188</b>	<b>169</b>	<b>14</b>	<b>4</b>	<b>1</b>	<b>—</b>	<b>—</b>	<b>—</b>	<b>—</b>	<b>—</b>
<b>SMITH</b>														
	<b>Total</b>	<b>4 925</b>	<b>28 607</b>	<b>122 814</b>	<b>306</b>	<b>187</b>	<b>44</b>	<b>35</b>	<b>19</b>	<b>8</b>	<b>10</b>	<b>3</b>	<b>—</b>	<b>—</b>
<b>11</b>	<b>Forestry, fishing, hunting, and agriculture support</b>	<b>(B)</b>	<b>(D)</b>	<b>(D)</b>	<b>1</b>	<b>—</b>	<b>—</b>	<b>—</b>	<b>1</b>	<b>—</b>	<b>—</b>	<b>—</b>	<b>—</b>	<b>—</b>
<b>21</b>	<b>Mining</b>	<b>(E)</b>	<b>(D)</b>	<b>(D)</b>	<b>3</b>	<b>1</b>	<b>—</b>	<b>1</b>	<b>—</b>	<b>—</b>	<b>—</b>	<b>1</b>	<b>—</b>	<b>—</b>
212	Mining (except oil & gas)	(E)	(D)	(D)	2	—	—	1	—	—	—	1	—	—
2122	Metal ore mining	(E)	(D)	(D)	1	—	—	—	—	—	—	1	—	—
21223	Copper, nickel, lead & zinc mining	(E)	(D)	(D)	1	—	—	—	—	—	—	1	—	—
<b>22</b>	<b>Utilities</b>	<b>(B)</b>	<b>(D)</b>	<b>(D)</b>	<b>2</b>	<b>—</b>	<b>1</b>	<b>—</b>	<b>—</b>	<b>1</b>	<b>—</b>	<b>—</b>	<b>—</b>	<b>—</b>
<b>23</b>	<b>Construction</b>	<b>247</b>	<b>1 397</b>	<b>6 198</b>	<b>36</b>	<b>22</b>	<b>6</b>	<b>4</b>	<b>4</b>	<b>—</b>	<b>—</b>	<b>—</b>	<b>—</b>	<b>—</b>
235	Special trade contractors	189	986	4 580	25	15	5	2	3	—	—	—	—	—
<b>31-33</b>	<b>Manufacturing</b>	<b>1 880</b>	<b>11 777</b>	<b>52 775</b>	<b>23</b>	<b>8</b>	<b>1</b>	<b>5</b>	<b>2</b>	<b>—</b>	<b>5</b>	<b>2</b>	<b>—</b>	<b>—</b>
313	Textile mills	(C)	(D)	(D)	2	1	—	—	—	—	1	—	—	—
3132	Fabric mills	(C)	(D)	(D)	1	—	—	—	—	—	1	—	—	—
31322	Narrow fabric mills & schiffli mach embroidery	(C)	(D)	(D)	1	—	—	—	—	—	1	—	—	—
322	Paper mfg	(C)	(D)	(D)	2	—	—	1	—	—	1	—	—	—
3222	Converted paper product mfg	(C)	(D)	(D)	2	—	—	1	—	—	1	—	—	—
32221	Paperboard container mfg	(C)	(D)	(D)	1	—	—	—	—	—	1	—	—	—
331	Primary metal mfg	(E)	(D)	(D)	1	—	—	—	—	—	—	1	—	—
3313	Alumina & aluminum production & processing	(E)	(D)	(D)	1	—	—	—	—	—	—	1	—	—
33131	Alumina & aluminum production & processing	(E)	(D)	(D)	1	—	—	—	—	—	—	1	—	—
332	Fabricated metal product mfg	(E)	(D)	(D)	5	3	—	1	—	—	—	1	—	—
3325	Hardware mfg	(E)	(D)	(D)	1	—	—	—	—	—	—	1	—	—
33251	Hardware mfg	(E)	(D)	(D)	1	—	—	—	—	—	—	1	—	—
335	Electrical equip, appliance & component mfg	(C)	(D)	(D)	1	—	—	—	—	—	—	1	—	—
3353	Electrical equipment mfg	(C)	(D)	(D)	1	—	—	—	—	—	—	1	—	—
33531	Electrical equipment mfg	(C)	(D)	(D)	1	—	—	—	—	—	—	1	—	—
336	Transportation equipment mfg	(C)	(D)	(D)	1	—	—	—	—	—	—	1	—	—
3363	Motor vehicle parts mfg	(C)	(D)	(D)	1	—	—	—	—	—	—	1	—	—
33635	MV transmission & power train parts mfg	(C)	(D)	(D)	1	—	—	—	—	—	—	1	—	—
337	Furniture & related product mfg	(C)	(D)	(D)	2	1	—	—	—	—	—	1	—	—
3372	Office furniture (including fixtures) mfg	(C)	(D)	(D)	1	—	—	—	—	—	—	1	—	—
33721	Office furniture (including fixtures) mfg	(C)	(D)	(D)	1	—	—	—	—	—	—	1	—	—
<b>42</b>	<b>Wholesale trade</b>	<b>179</b>	<b>899</b>	<b>2 832</b>	<b>13</b>	<b>7</b>	<b>3</b>	<b>1</b>	<b>1</b>	<b>—</b>	<b>1</b>	<b>—</b>	<b>—</b>	<b>—</b>
422	Wholesale trade, nondurable goods	163	817	2 514	9	5	1	1	1	—	1	—	—	—
4229	Miscellaneous nondurable goods whsle	(C)	(D)	(D)	2	—	—	1	—	—	1	—	—	—
42295	Paint, varnish & supplies whsle	(C)	(D)	(D)	1	—	—	—	—	—	1	—	—	—
<b>44-45</b>	<b>Retail trade</b>	<b>584</b>	<b>2 522</b>	<b>9 824</b>	<b>64</b>	<b>38</b>	<b>8</b>	<b>13</b>	<b>2</b>	<b>3</b>	<b>—</b>	<b>—</b>	<b>—</b>	<b>—</b>
445	Food & beverage stores	115	365	1 544	8	4	1	2	—	1	—	—	—	—
4451	Grocery stores	(C)	(D)	(D)	7	3	1	2	—	1	—	—	—	—
44511	Grocery (except convenience) stores	(C)	(D)	(D)	6	2	1	2	—	1	—	—	—	—
447	Gasoline stations	104	313	1 327	14	7	2	4	1	—	—	—	—	—
4471	Gasoline stations	104	313	1 327	14	7	2	4	1	—	—	—	—	—
452	General merchandise stores	124	404	1 774	4	—	2	1	—	1	—	—	—	—
<b>48-49</b>	<b>Transportation &amp; warehousing</b>	<b>89</b>	<b>784</b>	<b>3 425</b>	<b>12</b>	<b>11</b>	<b>—</b>	<b>—</b>	<b>—</b>	<b>1</b>	<b>—</b>	<b>—</b>	<b>—</b>	<b>—</b>
<b>51</b>	<b>Information</b>	<b>26</b>	<b>137</b>	<b>483</b>	<b>5</b>	<b>3</b>	<b>1</b>	<b>1</b>	<b>—</b>	<b>—</b>	<b>—</b>	<b>—</b>	<b>—</b>	<b>—</b>
<b>52</b>	<b>Finance &amp; insurance</b>	<b>173</b>	<b>1 179</b>	<b>5 394</b>	<b>17</b>	<b>11</b>	<b>3</b>	<b>1</b>	<b>1</b>	<b>1</b>	<b>—</b>	<b>—</b>	<b>—</b>	<b>—</b>
522	Credit intermediation & related activities	(C)	(D)	(D)	11	6	2	1	1	1	—	—	—	—
5221	Depository credit intermediation	154	997	4 312	9	4	2	1	1	1	—	—	—	—
52211	Commercial banking	154	997	4 312	9	4	2	1	1	1	—	—	—	—
522110	Commercial banking	154	997	4 312	9	4	2	1	1	1	—	—	—	—
<b>53</b>	<b>Real estate &amp; rental &amp; leasing</b>	<b>38</b>	<b>116</b>	<b>461</b>	<b>12</b>	<b>9</b>	<b>3</b>	<b>—</b>	<b>—</b>	<b>—</b>	<b>—</b>	<b>—</b>	<b>—</b>	<b>—</b>

See footnotes at end of table.

**Table 6. Counties—Employees, Payroll, and Establishments by Industry: 2000—Con.**

[Excludes most government employees, railroad employees, and self-employed persons. Size class 1 to 4 includes establishments with payroll, but no employees, during mid-March pay period. (D) denotes figures withheld to avoid disclosing data for individual companies; the data are included in broader industry totals. Detailed industries with 100 or more employees are shown if industry was not a (D). For explanation of terms, abbreviations, and data reliability/comparability, see introductory text]

NAICS code	Industry	Number of employees for week including March 12	Payroll (\$1,000)		Total number of establishments	Number of establishments by employment-size class								
			First quarter	Annual		1 to 4	5 to 9	10 to 19	20 to 49	50 to 99	100 to 249	250 to 499	500 to 999	1,000 or more
<b>SMITH—Con.</b>														
54	<b>Professional, scientific &amp; technical services</b> .....	37	124	568	12	10	—	2	—	—	—	—	—	—
55	<b>Management of companies &amp; enterprises</b> .....	(A)	(D)	(D)	1	1	—	—	—	—	—	—	—	—
56	<b>Admin, support, waste mgt, remediation services</b> .....	196	744	3 682	9	6	1	—	1	—	1	—	—	—
561	Administrative & support services .....	196	744	3 682	9	6	1	—	1	—	1	—	—	—
5613	Employment services .....	(C)	(D)	(D)	1	—	—	—	—	—	1	—	—	—
56132	Temporary help services .....	(C)	(D)	(D)	1	—	—	—	—	—	1	—	—	—
62	<b>Health care and social assistance</b> .....	667	4 321	17 563	35	18	8	3	2	1	3	—	—	—
621	Ambulatory health care services .....	149	1 241	5 310	19	10	5	2	2	—	—	—	—	—
622	Hospitals .....	(E)	(D)	(D)	2	—	—	—	—	—	2	—	—	—
6221	General medical & surgical hospitals .....	(E)	(D)	(D)	2	—	—	—	—	—	2	—	—	—
62211	General medical & surgical hospitals .....	(E)	(D)	(D)	2	—	—	—	—	—	2	—	—	—
623	Nursing & residential care facilities .....	224	1 073	4 462	6	2	2	—	—	1	1	—	—	—
6231	Nursing care facilities .....	(C)	(D)	(D)	2	—	—	—	—	1	1	—	—	—
62311	Nursing care facilities .....	(C)	(D)	(D)	2	—	—	—	—	1	1	—	—	—
71	<b>Arts, entertainment &amp; recreation</b> .....	(A)	(D)	(D)	3	1	2	—	—	—	—	—	—	—
72	<b>Accommodation &amp; food services</b> .....	308	537	2 264	19	8	2	3	5	1	—	—	—	—
722	Food services & drinking places .....	(E)	(D)	(D)	17	7	2	2	5	1	—	—	—	—
7222	Limited-service eating places .....	205	364	1 485	7	2	—	—	4	1	—	—	—	—
72221	Limited-service eating places .....	205	364	1 485	7	2	—	—	4	1	—	—	—	—
81	<b>Other services (except public administration)</b> .....	98	348	1 432	35	30	4	1	—	—	—	—	—	—
95	<b>Auxiliaries (exc corporate, subsidiary &amp; regional mgt)</b> .....	(A)	(D)	(D)	1	—	1	—	—	—	—	—	—	—
99	<b>Unclassified establishments</b> .....	2	9	19	3	3	—	—	—	—	—	—	—	—
<b>STEWART</b>														
	<b>Total</b> .....	1 165	4 843	21 199	146	90	27	17	8	3	1	—	—	—
11	<b>Forestry, fishing, hunting, and agriculture support</b> .....	21	107	509	4	2	1	1	—	—	—	—	—	—
22	<b>Utilities</b> .....	(B)	(D)	(D)	2	—	1	1	—	—	—	—	—	—
23	<b>Construction</b> .....	85	423	1 427	19	13	5	1	—	—	—	—	—	—
31-33	<b>Manufacturing</b> .....	379	1 724	7 788	9	1	1	2	2	2	1	—	—	—
315	Apparel manufacturing .....	(C)	(D)	(D)	1	—	—	—	—	—	1	—	—	—
3152	Cut & sew apparel mfg .....	(C)	(D)	(D)	1	—	—	—	—	—	1	—	—	—
31522	Men's, boys' cut & sew apparel mfg .....	(C)	(D)	(D)	1	—	—	—	—	—	1	—	—	—
44-45	<b>Retail trade</b> .....	247	863	3 815	34	20	7	3	4	—	—	—	—	—
48-49	<b>Transportation &amp; warehousing</b> .....	(A)	(D)	(D)	2	2	—	—	—	—	—	—	—	—
51	<b>Information</b> .....	(A)	(D)	(D)	1	1	—	—	—	—	—	—	—	—
52	<b>Finance &amp; insurance</b> .....	37	269	1 205	9	6	2	1	—	—	—	—	—	—
53	<b>Real estate &amp; rental &amp; leasing</b> .....	36	75	304	7	4	1	2	—	—	—	—	—	—
54	<b>Professional, scientific &amp; technical services</b> .....	10	25	96	4	4	—	—	—	—	—	—	—	—
56	<b>Admin, support, waste mgt, remediation services</b> .....	8	16	56	4	3	1	—	—	—	—	—	—	—
62	<b>Health care and social assistance</b> .....	180	796	3 554	19	9	6	3	—	1	—	—	—	—
71	<b>Arts, entertainment &amp; recreation</b> .....	(A)	(D)	(D)	1	1	—	—	—	—	—	—	—	—
72	<b>Accommodation &amp; food services</b> .....	98	165	800	16	11	1	2	2	—	—	—	—	—
81	<b>Other services (except public administration)</b> .....	35	141	602	14	12	1	1	—	—	—	—	—	—
99	<b>Unclassified establishments</b> .....	(A)	(D)	(D)	1	1	—	—	—	—	—	—	—	—
<b>SULLIVAN</b>														
	<b>Total</b> .....	64 386	455 561	1 925 650	3 643	1 796	785	512	347	123	55	14	7	4
11	<b>Forestry, fishing, hunting, and agriculture support</b> .....	(A)	(D)	(D)	3	2	—	1	—	—	—	—	—	—
21	<b>Mining</b> .....	(B)	(D)	(D)	7	3	—	4	—	—	—	—	—	—
22	<b>Utilities</b> .....	108	1 466	5 044	11	7	1	2	—	1	—	—	—	—
221	Utilities .....	108	1 466	5 044	11	7	1	2	—	1	—	—	—	—

See footnotes at end of table.

**Table 6. Counties—Employees, Payroll, and Establishments by Industry: 2000—Con.**

[Excludes most government employees, railroad employees, and self-employed persons. Size class 1 to 4 includes establishments with payroll, but no employees, during mid-March pay period. (D) denotes figures withheld to avoid disclosing data for individual companies; the data are included in broader industry totals. Detailed industries with 100 or more employees are shown if industry was not a (D). For explanation of terms, abbreviations, and data reliability/comparability, see introductory text]

NAICS code	Industry	Number of employees for week including March 12	Payroll (\$1,000)		Total number of establishments	Number of establishments by employment-size class								
			First quarter	Annual		1 to 4	5 to 9	10 to 19	20 to 49	50 to 99	100 to 249	250 to 499	500 to 999	1,000 or more
<b>SULLIVAN—Con.</b>														
<b>23</b>	<b>Construction</b>	<b>3 832</b>	<b>24 687</b>	<b>110 917</b>	<b>314</b>	<b>190</b>	<b>58</b>	<b>26</b>	<b>26</b>	<b>6</b>	<b>7</b>		<b>1</b>	
233	Building, developing & general contracting	1 692	11 451	52 426	95	59	18	5	6	2	4		1	
2332	Residential building construction	(C)	(D)	(D)	63	48	11	3	1					
23321	Single-family housing construction	212	919	3 891	59	45	10	3	1					
233210	Single-family housing construction	212	919	3 891	59	45	10	3	1					
2333	Nonresidential building construction	1 454	10 429	48 157	30	11	5	2	5	2	4		1	
23331	Mfg & industrial building construction	669	5 294	23 558	10	3	4		2				1	
233310	Mfg & industrial building construction	669	5 294	23 558	10	3	4		2				1	
23332	Commercial & institutional bldg construction	785	5 135	24 599	20	8	1	2	3	2	4			
233320	Commercial & institutional bldg construction	785	5 135	24 599	20	8	1	2	3	2	4			
234	Heavy construction	196	1 044	4 752	13	6	1	1	5					
2349	Other heavy construction	(C)	(D)	(D)	11	5	1	1	4					
235	Special trade contractors	1 944	12 192	53 739	206	125	39	20	15	4	3			
2351	Plumbing, heating & AC contractor	501	3 246	15 069	50	33	7	3	5	1	1			
23511	Plumbing, heating & AC contractor	501	3 246	15 069	50	33	7	3	5	1	1			
235110	Plumbing, heating & AC contractor	501	3 246	15 069	50	33	7	3	5	1	1			
2353	Electrical contractors	680	5 262	22 515	37	23	2	5	3	2	2			
23531	Electrical contractors	680	5 262	22 515	37	23	2	5	3	2	2			
235310	Electrical contractors	680	5 262	22 515	37	23	2	5	3	2	2			
2354	Masonry, drywall, insulation, tile contractors	169	844	3 036	20	14	1	2	3					
2356	Roofing, siding, & sheet metal contractors	182	1 057	4 297	15	8	2	2	2	1				
23561	Roofing, siding, & sheet metal contractors	182	1 057	4 297	15	8	2	2	2	1				
235610	Roofing, siding, & sheet metal contractors	182	1 057	4 297	15	8	2	2	2	1				
2359	Other special trade contractors	256	1 224	6 145	40	22	9	7	2					
23593	Excavation contractors	128	597	3 034	17	8	3	5	1					
235930	Excavation contractors	128	597	3 034	17	8	3	5	1					
<b>31-33</b>	<b>Manufacturing</b>	<b>15 906</b>	<b>177 623</b>	<b>753 828</b>	<b>169</b>	<b>66</b>	<b>31</b>	<b>15</b>	<b>23</b>	<b>16</b>	<b>9</b>	<b>6</b>	<b>1</b>	<b>2</b>
311	Food mfg	(C)	(D)	(D)	4	2			1	1				
313	Textile mills	(E)	(D)	(D)	3		1				1	1		
3132	Fabric mills	(E)	(D)	(D)	1							1		
31321	Broadwoven fabric mills	(E)	(D)	(D)	1							1		
3133	Textile, fabric finishing, fabric coating mills	(C)	(D)	(D)	2		1				1			
31332	Fabric coating mills	(C)	(D)	(D)	2		1				1			
315	Apparel manufacturing	265	1 058	4 568	5	1	1			2	1			
3151	Apparel knitting mills	(C)	(D)	(D)	1						1			
31519	Other apparel knitting mills	(C)	(D)	(D)	1						1			
3152	Cut & sew apparel mfg	(C)	(D)	(D)	3		1			2				
321	Wood product mfg	277	1 607	6 019	8	3		2	2		1			
3219	Other wood product mfg	(E)	(D)	(D)	6	2		1	2		1			
32191	Millwork	(C)	(D)	(D)	1						1			
322	Paper mfg	(F)	(D)	(D)	4		1		1	1		1		
3221	Pulp, paper & paperboard mills	(E)	(D)	(D)	1							1		
32212	Paper mills	(E)	(D)	(D)	1							1		
3222	Converted paper product mfg	(C)	(D)	(D)	3		1		1	1				
32221	Paperboard container mfg	(C)	(D)	(D)	2				1	1				
323	Printing & related support activities	1 681	12 149	49 421	27	11	7	2	3	2	1			1
3231	Printing & related support activities	1 681	12 149	49 421	27	11	7	2	3	2	1			1
32311	Printing	(G)	(D)	(D)	26	11	6	2	3	2	1			1
323112	Commercial flexographic printing	218	1 481	5 882	4		1		1	1				
325	Chemical mfg	(I)	(D)	(D)	10	3	2	1	1			2		1
3251	Basic chemical mfg	(I)	(D)	(D)	5	2	1		1					1
32519	Other basic organic chemical mfg	(I)	(D)	(D)	2	1								1
3254	Pharmaceutical & medicine mfg	(F)	(D)	(D)	3	1						2		
32541	Pharmaceutical & medicine mfg	(F)	(D)	(D)	3	1						2		
326	Plastics & rubber products mfg	286	3 044	10 238	5	1		1		2	1			
3262	Rubber product mfg	(C)	(D)	(D)	3			1		1	1			
32629	Other rubber product mfg	(C)	(D)	(D)	3			1		1	1			
327	Nonmetallic mineral product mfg	587	4 401	18 916	9	2	1	1	3		1	1		
3271	Clay product & refractory mfg	(C)	(D)	(D)	2	1					1			
32712	Clay building material & refractories mfg	(C)	(D)	(D)	1						1			
3272	Glass & glass product mfg	(E)	(D)	(D)	1							1		
32721	Glass & glass product mfg	(E)	(D)	(D)	1							1		
3273	Cement & concrete product mfg	(C)	(D)	(D)	6	1	1	1	3					
331	Primary metal mfg	650	5 104	19 355	10	2	2		2	2	1	1		
3312	Steel product mfg from purchased steel	(E)	(D)	(D)	2					1		1		
33121	Iron, steel pipe & tube mfg from purchased steel	(E)	(D)	(D)	2					1		1		
3315	Foundries	194	1 369	5 807	6	2	2			1	1			
33151	Ferrous metal foundries	(C)	(D)	(D)	5	2	1			1	1			
332	Fabricated metal product mfg	608	4 733	19 428	33	12	8	5	6	1	1			
3321	Forging & stamping	(E)	(D)	(D)	2					1	1			
33211	Forging & stamping	(E)	(D)	(D)	2					1	1			
3323	Architectural & structural metals mfg	135	1 527	5 930	7	1	1	1	4					
33231	Plate work & fabricated structural prod mfg	(C)	(D)	(D)	4				1	3				
3327	Mach shops, turn prod, screw, nut, bolt mfg	166	948	4 380	19	8	6	3	2					
33271	Machine shops	(C)	(D)	(D)	18	8	5	3	2					

See footnotes at end of table.

**Table 6. Counties—Employees, Payroll, and Establishments by Industry: 2000—Con.**

[Excludes most government employees, railroad employees, and self-employed persons. Size class 1 to 4 includes establishments with payroll, but no employees, during mid-March pay period. (D) denotes figures withheld to avoid disclosing data for individual companies; the data are included in broader industry totals. Detailed industries with 100 or more employees are shown if industry was not a (D). For explanation of terms, abbreviations, and data reliability/comparability, see introductory text]

NAICS code	Industry	Number of employees for week including March 12	Payroll (\$1,000)		Total number of establishments	Number of establishments by employment-size class								
			First quarter	Annual		1 to 4	5 to 9	10 to 19	20 to 49	50 to 99	100 to 249	250 to 499	500 to 999	1,000 or more
<b>SULLIVAN—Con.</b>														
<b>31-33 Manufacturing—Con.</b>														
333	Machinery mfg .....	159	1 048	4 157	7	2	2	1	1	-	1	-	-	-
3334	HVAC & commercial refrigeration equipment mfg .....	(C)	(D)	(D)	1	-	-	-	-	-	1	-	-	-
33341	HVAC & commercial refrigeration equipment mfg .....	(C)	(D)	(D)	1	-	-	-	-	-	1	-	-	-
334	Computer & electronic product mfg .....	(F)	(D)	(D)	2	-	-	-	1	-	-	-	1	-
3345	Nav, measuring, medical, control instruments mfg .....	(F)	(D)	(D)	1	-	-	-	-	-	-	-	1	-
33451	Nav, measuring, medical, control instruments mfg .....	(F)	(D)	(D)	1	-	-	-	-	-	-	-	1	-
336	Transportation equipment mfg .....	(C)	(D)	(D)	4	1	1	-	-	2	-	-	-	-
3363	Motor vehicle parts mfg .....	(C)	(D)	(D)	3	1	1	-	-	1	-	-	-	-
337	Furniture & related product mfg .....	177	1 127	4 453	8	4	1	-	1	2	-	-	-	-
3371	HH & institutional furniture & kitchen cabinet mfg .....	(C)	(D)	(D)	7	4	1	-	1	1	-	-	-	-
33712	Household & institutional furniture mfg .....	(C)	(D)	(D)	4	2	-	-	1	1	-	-	-	-
<b>42</b>	<b>Wholesale trade .....</b>	<b>3 551</b>	<b>26 173</b>	<b>113 121</b>	<b>216</b>	<b>83</b>	<b>46</b>	<b>48</b>	<b>25</b>	<b>10</b>	<b>2</b>	<b>2</b>	-	-
421	Wholesale trade, durable goods .....	1 981	13 616	55 893	163	67	32	39	16	8	1	-	-	-
4211	Motor vehicle, motor vehicle pt & supply whsle .	280	1 373	5 771	23	13	3	3	2	2	-	-	-	-
42111	Automobile & other motor vehicle whsle . . . .	167	603	2 358	6	3	-	-	1	2	-	-	-	-
421110	Automobile & other motor vehicle whsle . . .	167	603	2 358	6	3	-	-	1	2	-	-	-	-
4213	Lumber & other construction materials whsle . .	197	1 892	6 577	10	4	2	1	1	2	-	-	-	-
42131	Lumber, plywood, millwork & wood panel whsle . . . . .	143	1 458	4 868	4	1	1	-	-	2	-	-	-	-
421310	Lumber, plywood, millwork & wood panel whsle . . . . .	143	1 458	4 868	4	1	1	-	-	2	-	-	-	-
4214	Professional & commercial equip & supp whsle .	285	2 053	8 424	24	8	3	8	5	-	-	-	-	-
42145	Medical, dental, hospital equip & supp whsle .	102	680	2 790	7	1	2	3	1	-	-	-	-	-
421450	Medical, dental, hospital equip & supp whsle . . . . .	102	680	2 790	7	1	2	3	1	-	-	-	-	-
4216	Electrical goods whsle .....	114	917	3 669	13	4	3	6	-	-	-	-	-	-
4217	Hardware, plumb & heating equip & sup whsle . .	143	1 017	4 493	16	10	3	2	-	1	-	-	-	-
4218	Machinery, equipment & supplies whsle .....	652	4 417	18 867	49	13	13	16	4	3	-	-	-	-
42181	Const & mining (exc petroleum) equip whsle .	109	918	3 665	5	1	-	1	2	1	-	-	-	-
421810	Const & mining (exc petroleum) equip whsle . . . . .	109	918	3 665	5	1	-	1	2	1	-	-	-	-
42183	Industrial machinery & equipment whsle .....	167	1 326	5 759	19	7	4	6	2	-	-	-	-	-
421830	Industrial machinery & equipment whsle . . . .	167	1 326	5 759	19	7	4	6	2	-	-	-	-	-
42184	Industrial supplies whsle .....	139	986	3 924	17	4	9	4	-	-	-	-	-	-
421840	Industrial supplies whsle .....	139	986	3 924	17	4	9	4	-	-	-	-	-	-
42185	Service establishment equip & supplies whsle . . . . .	113	317	1 391	3	-	-	2	-	1	-	-	-	-
421850	Service establishment equip & supplies whsle . . . . .	113	317	1 391	3	-	-	2	-	1	-	-	-	-
4219	Miscellaneous durable goods whsle .....	173	1 081	4 512	12	6	4	-	1	-	1	-	-	-
42192	Toy & hobby goods & supplies whsle .....	(C)	(D)	(D)	3	1	1	-	-	-	1	-	-	-
422	Wholesale trade, nondurable goods .....	1 570	12 557	57 228	53	16	14	9	9	2	1	2	-	-
4221	Paper & paper product whsle .....	145	814	2 772	11	4	1	3	3	-	-	-	-	-
4222	Drugs & druggists' sundries whsle .....	(F)	(D)	(D)	4	1	1	-	-	-	-	2	-	-
42221	Drugs & druggists' sundries whsle .....	(F)	(D)	(D)	4	1	1	-	-	-	-	2	-	-
4224	Grocery & related product whsle .....	167	1 133	4 545	10	1	5	1	2	1	-	-	-	-
4227	Petroleum & petroleum products whsle .....	259	1 005	4 132	4	1	-	-	1	1	-	-	-	-
42271	Petroleum bulk stations & terminals .....	(C)	(D)	(D)	2	-	-	-	-	1	1	-	-	-
4229	Miscellaneous nondurable goods whsle .....	(C)	(D)	(D)	12	5	4	2	1	-	-	-	-	-
<b>44-45</b>	<b>Retail trade .....</b>	<b>8 890</b>	<b>38 231</b>	<b>161 685</b>	<b>723</b>	<b>320</b>	<b>210</b>	<b>103</b>	<b>52</b>	<b>25</b>	<b>11</b>	<b>2</b>	-	-
441	Motor vehicle & parts dealers .....	1 562	9 753	44 276	131	57	33	18	15	7	1	-	-	-
4411	Automobile dealers .....	1 036	7 337	33 382	53	28	5	-	12	7	1	-	-	-
44111	New car dealers .....	977	7 068	32 194	28	7	1	-	12	7	1	-	-	-
441110	New car dealers .....	977	7 068	32 194	28	7	1	-	12	7	1	-	-	-
4412	Other motor vehicle dealers .....	159	669	3 259	22	8	9	3	2	-	-	-	-	-
44122	Motorcycle & boat & other MV dealers .....	(C)	(D)	(D)	20	8	8	3	1	-	-	-	-	-
4413	Automotive parts, accessories & tire stores .....	367	1 747	7 635	56	21	19	15	1	-	-	-	-	-
44131	Automotive parts, accessories & tire stores . . .	221	996	4 460	37	16	12	9	-	-	-	-	-	-
441310	Automotive parts, accessories & tire stores . . .	221	996	4 460	37	16	12	9	-	-	-	-	-	-
44132	Tire dealers .....	146	751	3 175	19	5	7	6	1	-	-	-	-	-
441320	Tire dealers .....	146	751	3 175	19	5	7	6	1	-	-	-	-	-
442	Furniture & home furnishing stores .....	234	1 026	4 012	38	21	9	5	3	-	-	-	-	-
4421	Furniture stores .....	128	675	2 642	16	8	2	4	2	-	-	-	-	-
44211	Furniture stores .....	128	675	2 642	16	8	2	4	2	-	-	-	-	-
442110	Furniture stores .....	128	675	2 642	16	8	2	4	2	-	-	-	-	-
4422	Home furnishings stores .....	106	351	1 370	22	13	7	1	1	-	-	-	-	-
443	Electronics & appliance stores .....	152	881	3 753	26	16	7	1	2	-	-	-	-	-
4431	Electronics & appliance stores .....	152	881	3 753	26	16	7	1	2	-	-	-	-	-
44311	Appliance, TV & all other electronics stores . .	123	745	3 200	19	11	6	-	2	-	-	-	-	-
443112	Radio, television & other electronics stores . .	103	675	2 858	11	4	5	-	2	-	-	-	-	-

See footnotes at end of table.

**Table 6. Counties—Employees, Payroll, and Establishments by Industry: 2000—Con.**

[Excludes most government employees, railroad employees, and self-employed persons. Size class 1 to 4 includes establishments with payroll, but no employees, during mid-March pay period. (D) denotes figures withheld to avoid disclosing data for individual companies; the data are included in broader industry totals. Detailed industries with 100 or more employees are shown if industry was not a (D). For explanation of terms, abbreviations, and data reliability/comparability, see introductory text]

NAICS code	Industry	Number of employees for week including March 12	Payroll (\$1,000)		Total number of establishments	Number of establishments by employment-size class																					
			First quarter	Annual		1 to 4	5 to 9	10 to 19	20 to 49	50 to 99	100 to 249	250 to 499	500 to 999	1,000 or more													
<b>SULLIVAN—Con.</b>																											
<b>44-45 Retail trade—Con.</b>																											
444	Bldg material & garden equip & supp dealers . . . . .	740	3 700	15 227	66	31	19	11	1	3	1	—	—	—	—	—	—										
4441	Building material & supplies dealers . . . . .	619	3 343	13 342	52	22	16	10	1	2	1	—	—	—	—	—	—										
44411	Home centers . . . . . (C)		(D)	(D)	3	1	—	—	—	1	1	—	—	—	—	—	—										
44419	Other building material dealers . . . . .	332	2 000	8 187	35	10	14	9	1	1	—	—	—	—	—	—	—										
444190	Other building material dealers . . . . .	332	2 000	8 187	35	10	14	9	1	1	—	—	—	—	—	—	—										
4442	Lawn & garden equip & supplies stores . . . . .	121	357	1 885	14	9	3	1	—	1	—	—	—	—	—	—	—										
44422	Nursery & garden centers . . . . .	104	295	1 664	9	5	2	1	—	1	—	—	—	—	—	—	—										
444220	Nursery & garden centers . . . . .	104	295	1 664	9	5	2	1	—	1	—	—	—	—	—	—	—										
445	Food & beverage stores . . . . .	1 417	4 280	17 045	65	26	11	8	11	6	3	—	—	—	—	—	—										
4451	Grocery stores . . . . .	1 280	3 889	15 315	38	9	5	5	10	6	3	—	—	—	—	—	—										
44511	Grocery (except convenience) stores . . . . .	1 249	3 798	14 954	31	4	4	4	10	6	3	—	—	—	—	—	—										
445110	Grocery (except convenience) stores . . . . .	1 249	3 798	14 954	31	4	4	4	10	6	3	—	—	—	—	—	—										
446	Health & personal care stores . . . . .	617	3 516	13 933	57	13	19	19	6	—	—	—	—	—	—	—	—										
4461	Health & personal care stores . . . . .	617	3 516	13 933	57	13	19	19	6	—	—	—	—	—	—	—	—										
44611	Pharmacies & drug stores . . . . .	396	2 464	10 348	30	3	8	14	5	—	—	—	—	—	—	—	—										
446110	Pharmacies & drug stores . . . . .	396	2 464	10 348	30	3	8	14	5	—	—	—	—	—	—	—	—										
447	Gasoline stations . . . . .	572	1 743	8 047	89	37	34	15	3	—	—	—	—	—	—	—	—										
4471	Gasoline stations . . . . .	572	1 743	8 047	89	37	34	15	3	—	—	—	—	—	—	—	—										
44711	Gasoline stations with convenience stores . . . . .	410	1 165	5 116	64	22	31	9	2	—	—	—	—	—	—	—	—										
447110	Gasoline stations with convenience stores . . . . .	410	1 165	5 116	64	22	31	9	2	—	—	—	—	—	—	—	—										
44719	Other gasoline stations . . . . .	162	578	2 931	25	15	3	6	1	—	—	—	—	—	—	—	—										
447190	Other gasoline stations . . . . .	162	578	2 931	25	15	3	6	1	—	—	—	—	—	—	—	—										
448	Clothing & clothing accessories stores . . . . .	584	1 658	7 073	80	43	23	8	4	2	—	—	—	—	—	—	—										
4481	Clothing stores . . . . .	425	1 132	4 767	47	24	11	6	4	2	—	—	—	—	—	—	—										
44812	Women's clothing stores . . . . .	180	442	1 847	22	13	4	3	1	1	—	—	—	—	—	—	—										
448120	Women's clothing stores . . . . .	180	442	1 847	22	13	4	3	1	1	—	—	—	—	—	—	—										
44814	Family clothing stores . . . . .	137	385	1 565	7	2	1	1	2	1	—	—	—	—	—	—	—										
448140	Family clothing stores . . . . .	137	385	1 565	7	2	1	1	2	1	—	—	—	—	—	—	—										
451	Sporting goods, hobby, book & music stores . . . . .	208	679	2 925	36	18	13	4	1	—	—	—	—	—	—	—	—										
4511	Sporting goods, hobby, musical instrument stores . . . . .	154	525	2 253	27	14	9	3	1	—	—	—	—	—	—	—	—										
452	General merchandise stores . . . . .	2 101	7 766	32 207	34	5	12	2	2	5	6	2	—	—	—	—	—										
4521	Department stores . . . . .	1 311	4 570	19 320	11	—	—	—	—	5	5	1	—	—	—	—	—										
45211	Department stores . . . . .	1 311	4 570	19 320	11	—	—	—	—	5	5	1	—	—	—	—	—										
452110	Department stores . . . . .	1 311	4 570	19 320	11	—	—	—	—	5	5	1	—	—	—	—	—										
4529	Other general merchandise stores . . . . .	790	3 196	12 887	23	5	12	2	2	—	1	1	—	—	—	—	—										
45291	Warehouse clubs & superstores . . . . . (F)		(D)	(D)	2	—	—	—	—	—	1	1	—	—	—	—	—										
45299	All other general merchandise stores . . . . . (C)		(D)	(D)	21	5	12	2	2	—	—	—	—	—	—	—	—										
453	Miscellaneous store retailers . . . . .	376	1 470	6 308	69	36	23	8	2	—	—	—	—	—	—	—	—										
4532	Office supplies, stationery & gift stores . . . . .	132	440	1 609	22	13	6	1	2	—	—	—	—	—	—	—	—										
4539	Other miscellaneous store retailers . . . . .	141	750	3 576	25	10	11	4	—	—	—	—	—	—	—	—	—										
454	Nonstore retailers . . . . .	327	1 759	6 879	32	17	7	4	2	2	—	—	—	—	—	—	—										
4542	Vending machine operators . . . . .	204	989	3 571	11	6	1	1	1	2	—	—	—	—	—	—	—										
45421	Vending machine operators . . . . .	204	989	3 571	11	6	1	1	1	2	—	—	—	—	—	—	—										
454210	Vending machine operators . . . . .	204	989	3 571	11	6	1	1	1	2	—	—	—	—	—	—	—										
4543	Direct selling establishments . . . . . (C)		(D)	(D)	18	10	5	2	1	—	—	—	—	—	—	—	—										
<b>48-49 Transportation &amp; warehousing . . . . .</b>														<b>2 246</b>	<b>15 460</b>	<b>63 997</b>	<b>134</b>	<b>51</b>	<b>27</b>	<b>25</b>	<b>19</b>	<b>9</b>	<b>3</b>	—	—	—	—
484	Truck transportation . . . . .	1 635	12 459	52 071	95	35	21	16	15	6	2	—	—	—	—	—	—										
4841	General freight trucking . . . . .	1 341	10 645	44 069	62	21	10	11	12	6	2	—	—	—	—	—	—										
48411	General freight trucking, local . . . . .	108	753	3 381	9	4	3	1	—	1	—	—	—	—	—	—	—										
484110	General freight trucking, local . . . . .	108	753	3 381	9	4	3	1	—	1	—	—	—	—	—	—	—										
48412	General freight trucking, long-distance . . . . .	1 233	9 892	40 688	53	17	7	10	12	5	2	—	—	—	—	—	—										
484121	General freight trucking, long-distance, TL . . . . .	818	5 820	23 499	40	16	7	7	5	4	1	—	—	—	—	—	—										
484122	General freight trucking, long-distance, LTL . . . . .	415	4 072	17 189	13	1	—	3	7	1	1	—	—	—	—	—	—										
4842	Specialized freight trucking . . . . .	294	1 814	8 002	33	14	11	5	3	—	—	—	—	—	—	—	—										
48423	Specialized freight (exc used) trucking, LDist . . . . .	176	1 193	4 692	14	2	8	2	2	—	—	—	—	—	—	—	—										
484230	Specialized freight (exc used) trucking, LDist . . . . .	176	1 193	4 692	14	2	8	2	2	—	—	—	—	—	—	—	—										
485	Transit & ground passenger transportation . . . . .	302	932	3 674	13	4	2	2	2	3	—	—	—	—	—	—	—										
4854	School & employee bus transportation . . . . .	163	441	1 552	7	2	1	1	2	1	—	—	—	—	—	—	—										
48541	School & employee bus transportation . . . . .	163	441	1 552	7	2	1	1	2	1	—	—	—	—	—	—	—										
485410	School & employee bus transportation . . . . .	163	441	1 552	7	2	1	1	2	1	—	—	—	—	—	—	—										
492	Couriers & messengers . . . . . (C)		(D)	(D)	13	4	4	3	1	—	1	—	—	—	—	—	—										
4921	Couriers . . . . . (C)		(D)	(D)	9	2	4	1	1	—	1	—	—	—	—	—	—										
49211	Couriers . . . . . (C)		(D)	(D)	9	2	4	1	1	—	1	—	—	—	—	—	—										
<b>51 Information . . . . .</b>														<b>1 254</b>	<b>12 828</b>	<b>48 468</b>	<b>68</b>	<b>31</b>	<b>13</b>	<b>9</b>	<b>8</b>	<b>4</b>	<b>3</b>	—	—	—	—
511	Publishing industries . . . . .	416	3 519	13 250	12	5	3	1	1	—	2	—	—	—	—	—	—										
5111	Newspaper, periodical, book, database publishers . . . . .	416	3 519	13 250	12	5	3	1	1	—	2	—	—	—	—	—	—										
51111	Newspaper publishers . . . . . (C)		(D)	(D)	3	—	1	1	—	—	1	—	—	—	—	—	—										
51119	Other publishers . . . . . (C)		(D)	(D)	4	1	2	—	—	—	1	—	—	—	—	—	—										
513	Broadcasting & telecommunications . . . . .	758	8 732	32 506	48	23	9	5	6	4	1	—	—	—	—	—	—										
5131	Radio & television broadcasting . . . . . (C)		(D)	(D)	8	5	—	1	1	1	—	—	—	—	—	—	—										
5133	Telecommunications . . . . .	535	7 245	26 249	39	18	9	4	5	2	1	—	—	—	—	—	—										
51331	Wired telecommunications carriers . . . . . (F)		(D)	(D)	34	16	7	4	4	2	1	—	—	—	—	—	—										

See footnotes at end of table.

**Table 6. Counties—Employees, Payroll, and Establishments by Industry: 2000—Con.**

[Excludes most government employees, railroad employees, and self-employed persons. Size class 1 to 4 includes establishments with payroll, but no employees, during mid-March pay period. (D) denotes figures withheld to avoid disclosing data for individual companies; the data are included in broader industry totals. Detailed industries with 100 or more employees are shown if industry was not a (D). For explanation of terms, abbreviations, and data reliability/comparability, see introductory text]

NAICS code	Industry	Number of employees for week including March 12	Payroll (\$1,000)		Total number of establishments	Number of establishments by employment-size class																		
			First quarter	Annual		1 to 4	5 to 9	10 to 19	20 to 49	50 to 99	100 to 249	250 to 499	500 to 999	1,000 or more										
<b>SULLIVAN—Con.</b>																								
<b>52</b>	<b>Finance &amp; insurance</b>	<b>1 607</b>	<b>12 994</b>	<b>54 066</b>	<b>225</b>	<b>132</b>	<b>56</b>	<b>24</b>	<b>10</b>	<b>2</b>	—	<b>1</b>	—	—										
522	Credit intermediation & related activities	777	5 493	24 121	119	58	40	15	6	—	—	—	—	—										
5221	Depository credit intermediation	554	3 889	17 462	62	17	27	13	5	—	—	—	—	—										
52211	Commercial banking	381	2 880	13 492	47	14	21	10	2	—	—	—	—	—										
522110	Commercial banking	381	2 880	13 492	47	14	21	10	2	—	—	—	—	—										
52213	Credit unions	(C)	(D)	(D)	10	2	4	2	2	—	—	—	—	—										
5222	Nondepository credit intermediation	176	1 356	5 656	43	29	12	1	1	—	—	—	—	—										
52229	Other nondepository credit intermediation	130	918	3 983	35	25	9	1	—	—	—	—	—	—										
524	Insurance carriers & related activities	772	6 252	25 004	88	59	14	9	3	2	—	1	—	—										
5241	Insurance carriers	474	3 697	14 347	21	11	3	3	1	2	—	1	—	—										
52411	Direct life, health, medical insurance carriers	(E)	(D)	(D)	13	5	1	3	1	2	—	1	—	—										
524114	Direct health & medical insurance carriers	345	2 415	10 075	4	1	—	1	1	1	—	1	—	—										
5242	Agencies & other insurance related activities	298	2 555	10 657	67	48	11	6	2	—	—	—	—	—										
52421	Insurance agencies & brokerages	281	2 426	10 146	63	46	9	6	2	—	—	—	—	—										
524210	Insurance agencies & brokerages	281	2 426	10 146	63	46	9	6	2	—	—	—	—	—										
<b>53</b>	<b>Real estate &amp; rental &amp; leasing</b>	<b>620</b>	<b>2 728</b>	<b>11 134</b>	<b>125</b>	<b>85</b>	<b>24</b>	<b>10</b>	<b>6</b>	—	—	—	—	—										
531	Real estate	(E)	(D)	(D)	81	65	10	4	2	—	—	—	—	—										
5311	Lessors of real estate	129	429	1 956	36	26	8	1	1	—	—	—	—	—										
532	Rental & leasing services	338	1 443	5 946	43	20	13	6	4	—	—	—	—	—										
5321	Automotive equipment rental & leasing	131	644	2 373	11	4	1	4	2	—	—	—	—	—										
53211	Passenger car rental & leasing	101	465	1 625	7	2	—	3	2	—	—	—	—	—										
5322	Consumer goods rental	172	611	2 675	27	14	10	1	2	—	—	—	—	—										
<b>54</b>	<b>Professional, scientific &amp; technical services</b>	<b>1 431</b>	<b>11 157</b>	<b>49 609</b>	<b>247</b>	<b>159</b>	<b>55</b>	<b>20</b>	<b>10</b>	<b>2</b>	<b>1</b>	—	—	—										
541	Professional, scientific & technical services	1 431	11 157	49 609	247	159	55	20	10	2	1	—	—	—										
5411	Legal services	298	2 147	10 363	76	58	14	2	2	—	—	—	—	—										
54111	Offices of lawyers	(E)	(D)	(D)	74	56	14	2	2	—	—	—	—	—										
5412	Accounting, tax prep, bookkeep, payroll services	182	931	3 772	39	24	10	4	1	—	—	—	—	—										
54121	Accounting, tax prep, bookkeep, payroll services	182	931	3 772	39	24	10	4	1	—	—	—	—	—										
5413	Architectural, engineering & related services	265	2 111	9 415	39	20	11	6	2	—	—	—	—	—										
54133	Engineering services	173	1 590	7 222	19	8	4	6	1	—	—	—	—	—										
541330	Engineering services	173	1 590	7 222	19	8	4	6	1	—	—	—	—	—										
5415	Computer systems design & related services	142	627	4 258	16	12	2	—	—	2	—	—	—	—										
54151	Computer systems design & related services	142	627	4 258	16	12	2	—	—	2	—	—	—	—										
5416	Management, sci & tech consulting services	107	2 582	9 024	20	16	1	1	2	—	—	—	—	—										
54161	Management consulting services	101	2 550	8 919	15	11	1	1	2	—	—	—	—	—										
5417	Scientific R&D services	(C)	(D)	(D)	3	—	2	—	—	—	1	—	—	—										
54171	R&D in physical, engineering & life sciences	(C)	(D)	(D)	2	—	1	—	—	—	1	—	—	—										
5418	Advertising & related services	128	831	3 209	14	6	2	4	2	—	—	—	—	—										
5419	Oth professional, scientific, technical services	165	656	3 375	33	18	12	2	1	—	—	—	—	—										
54194	Veterinary services	120	474	2 449	15	5	7	2	1	—	—	—	—	—										
541940	Veterinary services	120	474	2 449	15	5	7	2	1	—	—	—	—	—										
<b>55</b>	<b>Management of companies &amp; enterprises</b>	<b>399</b>	<b>6 537</b>	<b>24 243</b>	<b>20</b>	<b>7</b>	<b>4</b>	<b>4</b>	<b>4</b>	—	<b>1</b>	—	—	—										
551	Management of companies & enterprises	399	6 537	24 243	20	7	4	4	4	—	1	—	—	—										
5511	Management of companies & enterprises	399	6 537	24 243	20	7	4	4	4	—	1	—	—	—										
55111	Management of companies & enterprises	399	6 537	24 243	20	7	4	4	4	—	1	—	—	—										
551114	Corp. subsidiary & regional managing offices	389	6 243	23 093	17	4	4	4	4	—	1	—	—	—										
<b>56</b>	<b>Admin. support, waste mgt, remediation services</b>	<b>4 319</b>	<b>11 092</b>	<b>47 621</b>	<b>155</b>	<b>80</b>	<b>22</b>	<b>23</b>	<b>15</b>	<b>8</b>	<b>2</b>	<b>2</b>	<b>3</b>	—										
561	Administrative & support services	4 168	10 173	43 805	146	76	21	21	14	7	2	2	3	—										
5611	Office administrative services	745	1 885	9 511	11	7	2	1	—	—	—	—	1	—										
56111	Office administrative services	745	1 885	9 511	11	7	2	1	—	—	—	—	1	—										
561110	Office administrative services	745	1 885	9 511	11	7	2	1	—	—	—	—	1	—										
5613	Employment services	2 007	3 899	15 344	15	4	1	1	2	2	2	1	2	—										
56131	Employment placement agencies	(C)	(D)	(D)	3	1	—	—	1	1	—	—	—	—										
56132	Temporary help services	1 781	3 374	11 871	10	2	1	1	1	1	1	1	2	—										
561320	Temporary help services	1 781	3 374	11 871	10	2	1	1	1	1	1	1	2	—										
56133	Employee leasing services	(C)	(D)	(D)	2	1	—	—	—	—	1	—	—	—										
5614	Business support services	202	1 105	5 058	19	8	3	6	1	1	—	—	—	—										
56144	Collection agencies	141	868	4 062	6	—	1	3	1	1	—	—	—	—										
561440	Collection agencies	141	868	4 062	6	—	1	3	1	1	—	—	—	—										
5616	Investigation & security services	139	589	2 664	12	5	3	2	1	1	—	—	—	—										
56161	Investigation, guard & armored car services	(C)	(D)	(D)	8	2	3	1	1	1	—	—	—	—										
5617	Services to buildings & dwellings	662	1 876	7 928	67	39	9	8	8	3	—	—	—	—										
56171	Exterminating & pest control services	133	666	2 841	6	2	—	1	2	1	—	—	—	—										
561710	Exterminating & pest control services	133	666	2 841	6	2	—	1	2	1	—	—	—	—										
56172	Janitorial services	286	620	2 636	28	14	6	2	5	1	—	—	—	—										
561720	Janitorial services	286	620	2 636	28	14	6	2	5	1	—	—	—	—										
56173	Landscaping services	173	417	1 698	24	18	2	3	—	1	—	—	—	—										
561730	Landscaping services	173	417	1 698	24	18	2	3	—	1	—	—	—	—										
5619	Other support services	(E)	(D)	(D)	5	2	1	1	—	—	—	1	—	—										
56199	All other support services	(E)	(D)	(D)	5	2	1	1	—	—	—	1	—	—										
562	Waste management & remediation services	151	919	3 816	9	4	1	2	1	1	—	—	—	—										

See footnotes at end of table.



**Table 6. Counties—Employees, Payroll, and Establishments by Industry: 2000—Con.**

[Excludes most government employees, railroad employees, and self-employed persons. Size class 1 to 4 includes establishments with payroll, but no employees, during mid-March pay period. (D) denotes figures withheld to avoid disclosing data for individual companies; the data are included in broader industry totals. Detailed industries with 100 or more employees are shown if industry was not a (D). For explanation of terms, abbreviations, and data reliability/comparability, see introductory text]

NAICS code	Industry	Number of employees for week including March 12	Payroll (\$1,000)		Total number of establishments	Number of establishments by employment-size class								
			First quarter	Annual		1 to 4	5 to 9	10 to 19	20 to 49	50 to 99	100 to 249	250 to 499	500 to 999	1,000 or more
<b>SULLIVAN—Con.</b>														
<b>61</b>	<b>Educational services</b>	<b>661</b>	<b>1 831</b>	<b>7 346</b>	<b>16</b>	<b>9</b>	<b>2</b>	<b>2</b>	<b>1</b>	—	<b>1</b>	<b>1</b>	—	—
611	Educational services	661	1 831	7 346	16	9	2	2	1	—	1	1	—	—
6111	Elementary & secondary schools	(C)	(D)	(D)	3	—	—	1	1	—	1	—	—	—
61111	Elementary & secondary schools	(C)	(D)	(D)	3	—	—	1	1	—	1	—	—	—
6113	Colleges, universities & professional schools	(E)	(D)	(D)	1	—	—	—	—	—	—	1	—	—
61131	Colleges, universities & professional schools	(E)	(D)	(D)	1	—	—	—	—	—	—	1	—	—
<b>62</b>	<b>Health care and social assistance</b>	<b>9 824</b>	<b>81 674</b>	<b>343 969</b>	<b>401</b>	<b>150</b>	<b>91</b>	<b>90</b>	<b>45</b>	<b>13</b>	<b>9</b>	—	<b>1</b>	<b>2</b>
621	Ambulatory health care services	3 879	39 404	179 058	322	122	80	72	35	10	3	—	—	—
6211	Offices of physicians	2 159	28 030	130 938	161	60	31	41	22	5	2	—	—	—
62111	Offices of physicians	2 159	28 030	130 938	161	60	31	41	22	5	2	—	—	—
621111	Offices of physicians (exc mental health)	2 123	27 644	129 098	156	58	29	40	22	5	2	—	—	—
6212	Offices of dentists	498	3 804	16 772	68	22	30	12	4	—	—	—	—	—
62121	Offices of dentists	498	3 804	16 772	68	22	30	12	4	—	—	—	—	—
621210	Offices of dentists	498	3 804	16 772	68	22	30	12	4	—	—	—	—	—
6213	Offices of other health practitioners	(C)	(D)	(D)	48	32	13	3	—	—	—	—	—	—
6214	Outpatient care centers	515	3 160	13 380	28	3	5	12	6	2	—	—	—	—
62142	Outpatient mental health, substance abuse ctrs	(E)	(D)	(D)	15	2	3	4	4	2	—	—	—	—
62149	Other outpatient care centers	(C)	(D)	(D)	12	1	2	7	2	—	—	—	—	—
621498	All other outpatient care centers	115	777	3 902	8	1	1	5	1	—	—	—	—	—
6215	Medical & diagnostic laboratories	(E)	(D)	(D)	7	1	1	—	2	2	1	—	—	—
62151	Medical & diagnostic laboratories	(E)	(D)	(D)	7	1	1	—	2	2	1	—	—	—
6219	Other ambulatory health care services	118	454	1 844	3	—	—	2	—	1	—	—	—	—
62191	Ambulance services	118	454	1 844	3	—	—	2	—	1	—	—	—	—
621910	Ambulance services	118	454	1 844	3	—	—	2	—	1	—	—	—	—
622	Hospitals	(H)	(D)	(D)	5	1	—	—	—	—	1	—	1	2
6221	General medical & surgical hospitals	(H)	(D)	(D)	4	1	—	—	—	—	—	—	1	2
62211	General medical & surgical hospitals	(H)	(D)	(D)	4	1	—	—	—	—	—	—	1	2
6223	Other specialty hospitals	(C)	(D)	(D)	1	—	—	—	—	—	1	—	—	—
62231	Other specialty hospitals	(C)	(D)	(D)	1	—	—	—	—	—	1	—	—	—
623	Nursing & residential care facilities	1 126	4 334	17 827	28	6	4	7	5	1	5	—	—	—
6231	Nursing care facilities	911	3 496	14 408	8	—	—	1	1	1	5	—	—	—
62311	Nursing care facilities	911	3 496	14 408	8	—	—	1	1	1	5	—	—	—
623110	Nursing care facilities	911	3 496	14 408	8	—	—	1	1	1	5	—	—	—
6233	Community care facilities for the elderly	141	541	2 192	12	2	4	3	3	—	—	—	—	—
62331	Community care facilities for the elderly	141	541	2 192	12	2	4	3	3	—	—	—	—	—
624	Social assistance	(E)	(D)	(D)	46	21	7	11	5	2	—	—	—	—
6244	Child day care services	(E)	(D)	(D)	32	14	4	9	3	2	—	—	—	—
62441	Child day care services	(E)	(D)	(D)	32	14	4	9	3	2	—	—	—	—
<b>71</b>	<b>Arts, entertainment &amp; recreation</b>	<b>354</b>	<b>1 273</b>	<b>5 637</b>	<b>45</b>	<b>23</b>	<b>12</b>	<b>6</b>	<b>3</b>	<b>1</b>	—	—	—	—
713	Amusement, gambling & recreation industries	292	1 014	4 585	33	19	5	5	3	1	—	—	—	—
7139	Other amusement & recreation industries	(E)	(D)	(D)	32	18	5	5	3	1	—	—	—	—
71391	Golf courses & country clubs	179	710	3 249	7	1	1	1	3	1	—	—	—	—
713910	Golf courses & country clubs	179	710	3 249	7	1	1	1	3	1	—	—	—	—
<b>72</b>	<b>Accommodation &amp; food services</b>	<b>5 162</b>	<b>12 242</b>	<b>50 031</b>	<b>267</b>	<b>81</b>	<b>35</b>	<b>52</b>	<b>77</b>	<b>19</b>	<b>3</b>	—	—	—
721	Accommodation	504	1 403	6 705	21	6	2	7	4	1	1	—	—	—
7211	Traveler accommodation	(E)	(D)	(D)	20	6	1	7	4	1	1	—	—	—
72111	Hotels (exc casino hotels) & motels	(E)	(D)	(D)	19	5	1	7	4	1	1	—	—	—
722	Food services & drinking places	4 658	10 839	43 326	246	75	33	45	73	18	2	—	—	—
7221	Full-service restaurants	1 694	4 409	18 188	97	33	16	23	16	8	1	—	—	—
72211	Full-service restaurants	1 694	4 409	18 188	97	33	16	23	16	8	1	—	—	—
722110	Full-service restaurants	1 694	4 409	18 188	97	33	16	23	16	8	1	—	—	—
7222	Limited-service eating places	2 787	5 918	23 266	133	33	15	20	54	10	1	—	—	—
72221	Limited-service eating places	2 787	5 918	23 266	133	33	15	20	54	10	1	—	—	—
722211	Limited-service restaurants	2 546	5 340	20 869	125	32	12	19	53	8	1	—	—	—
722212	Cafeterias	121	346	1 508	3	—	1	—	1	—	—	—	—	—
722213	Snack & nonalcoholic beverage bars	120	232	889	5	1	2	1	—	1	—	—	—	—
7223	Special food services	151	459	1 674	10	4	2	1	3	—	—	—	—	—
72231	Food service contractors	130	395	1 425	6	2	1	—	3	—	—	—	—	—
722310	Food service contractors	130	395	1 425	6	2	1	—	3	—	—	—	—	—
<b>81</b>	<b>Other services (except public administration)</b>	<b>3 119</b>	<b>11 827</b>	<b>51 319</b>	<b>464</b>	<b>292</b>	<b>95</b>	<b>47</b>	<b>20</b>	<b>7</b>	<b>3</b>	—	—	—
811	Repair & maintenance	584	2 892	12 500	127	96	17	8	5	1	—	—	—	—
8111	Automotive repair & maintenance	387	1 597	7 197	89	69	11	6	2	1	—	—	—	—
81111	Automotive mechanical & electrical R&M	146	786	3 816	54	45	7	2	—	—	—	—	—	—
811111	General automotive repair	105	628	3 174	41	36	3	2	—	—	—	—	—	—
81112	Automotive body, paint, interior & glass repair	120	557	2 434	20	13	3	2	2	—	—	—	—	—
81119	Other automotive R&M	121	254	947	15	11	1	2	—	1	—	—	—	—
8113	Commercial equipment (exc auto & elec) R&M	139	1 030	4 185	16	9	3	1	3	—	—	—	—	—
81131	Commercial equipment (exc auto & elec) R&M	139	1 030	4 185	16	9	3	1	3	—	—	—	—	—
811310	Commercial equipment (exc auto & elec) R&M	139	1 030	4 185	16	9	3	1	3	—	—	—	—	—

See footnotes at end of table.

**Table 6. Counties—Employees, Payroll, and Establishments by Industry: 2000—Con.**

[Excludes most government employees, railroad employees, and self-employed persons. Size class 1 to 4 includes establishments with payroll, but no employees, during mid-March pay period. (D) denotes figures withheld to avoid disclosing data for individual companies; the data are included in broader industry totals. Detailed industries with 100 or more employees are shown if industry was not a (D). For explanation of terms, abbreviations, and data reliability/comparability, see introductory text]

NAICS code	Industry	Number of employees for week including March 12	Payroll (\$1,000)		Total number of establishments	Number of establishments by employment-size class								
			First quarter	Annual		1 to 4	5 to 9	10 to 19	20 to 49	50 to 99	100 to 249	250 to 499	500 to 999	1,000 or more
<b>SULLIVAN—Con.</b>														
<b>81</b>	<b>Other services (except public administration)—Con.</b>													
812	Personal & laundry services .....	977	4 585	20 727	90	47	23	11	4	2	3	—	—	—
8121	Personal care services .....	141	462	1 849	44	31	12	1	—	—	—	—	—	—
81211	Hair, nail & skin care services .....	123	425	1 677	38	27	10	1	—	—	—	—	—	—
8122	Death care services .....	229	1 029	4 314	16	6	2	4	3	1	—	—	—	—
81221	Funeral homes .....	125	666	2 726	10	4	—	3	3	—	—	—	—	—
812210	Funeral homes .....	125	666	2 726	10	4	—	3	3	—	—	—	—	—
81222	Cemeteries & crematories .....	104	363	1 588	6	2	2	1	—	1	—	—	—	—
812220	Cemeteries & crematories .....	104	363	1 588	6	2	2	1	—	1	—	—	—	—
8123	Drycleaning & laundry services .....	590	3 038	14 324	23	5	7	6	1	1	3	—	—	—
81232	Drycleaning & laundry services (exc coin-op) .	227	680	2 784	14	2	5	6	—	—	1	—	—	—
812320	Drycleaning & laundry services (exc coin-op) .	227	680	2 784	14	2	5	6	—	—	1	—	—	—
81233	Linen & uniform supply .....	349	2 329	11 428	5	—	1	—	1	1	2	—	—	—
812332	Industrial launderers .....	349	2 329	11 428	5	—	1	—	1	1	2	—	—	—
813	Religious, grantmaking, civic, prof & like organizations .....	1 558	4 350	18 092	247	149	55	28	11	4	—	—	—	—
8131	Religious organizations .....	1 132	2 957	12 202	185	110	47	17	8	3	—	—	—	—
81311	Religious organizations .....	1 132	2 957	12 202	185	110	47	17	8	3	—	—	—	—
813110	Religious organizations .....	1 132	2 957	12 202	185	110	47	17	8	3	—	—	—	—
8134	Civic & social organizations .....	213	461	1 978	20	12	1	5	1	1	—	—	—	—
81341	Civic & social organizations .....	213	461	1 978	20	12	1	5	1	1	—	—	—	—
813410	Civic & social organizations .....	213	461	1 978	20	12	1	5	1	1	—	—	—	—
8139	Business, labor, political, like organizations .....	152	588	2 443	31	21	4	4	2	—	—	—	—	—
<b>95</b>	<b>Auxiliaries (exc corporate, subsidiary &amp; regional mgt) .....</b>	<b>988</b>	<b>4 986</b>	<b>20 438</b>	<b>7</b>	<b>1</b>	<b>2</b>	<b>—</b>	<b>3</b>	<b>—</b>	<b>—</b>	<b>—</b>	<b>1</b>	<b>—</b>
<b>99</b>	<b>Unclassified establishments .....</b>	<b>(B)</b>	<b>(D)</b>	<b>(D)</b>	<b>26</b>	<b>24</b>	<b>1</b>	<b>1</b>	<b>—</b>	<b>—</b>	<b>—</b>	<b>—</b>	<b>—</b>	<b>—</b>
<b>SUMNER</b>														
	<b>Total .....</b>	<b>35 077</b>	<b>214 311</b>	<b>880 278</b>	<b>2 545</b>	<b>1 408</b>	<b>540</b>	<b>293</b>	<b>169</b>	<b>68</b>	<b>45</b>	<b>16</b>	<b>6</b>	<b>—</b>
<b>11</b>	<b>Forestry, fishing, hunting, and agriculture support .....</b>	<b>(A)</b>	<b>(D)</b>	<b>(D)</b>	<b>1</b>	<b>—</b>	<b>1</b>	<b>—</b>	<b>—</b>	<b>—</b>	<b>—</b>	<b>—</b>	<b>—</b>	<b>—</b>
<b>21</b>	<b>Mining .....</b>	<b>(B)</b>	<b>(D)</b>	<b>(D)</b>	<b>1</b>	<b>—</b>	<b>—</b>	<b>—</b>	<b>1</b>	<b>—</b>	<b>—</b>	<b>—</b>	<b>—</b>	<b>—</b>
<b>22</b>	<b>Utilities .....</b>	<b>(B)</b>	<b>(D)</b>	<b>(D)</b>	<b>4</b>	<b>—</b>	<b>2</b>	<b>1</b>	<b>1</b>	<b>—</b>	<b>—</b>	<b>—</b>	<b>—</b>	<b>—</b>
<b>23</b>	<b>Construction .....</b>	<b>2 421</b>	<b>19 432</b>	<b>76 524</b>	<b>318</b>	<b>206</b>	<b>66</b>	<b>26</b>	<b>13</b>	<b>5</b>	<b>1</b>	<b>1</b>	<b>—</b>	<b>—</b>
233	Building, developing & general contracting .....	436	2 893	14 084	84	59	15	6	3	1	—	—	—	—
2332	Residential building construction .....	233	1 470	7 764	63	49	10	2	2	—	—	—	—	—
23321	Single-family housing construction .....	229	1 459	7 324	59	45	10	2	2	—	—	—	—	—
233210	Single-family housing construction .....	229	1 459	7 324	59	45	10	2	2	—	—	—	—	—
2333	Nonresidential building construction .....	185	1 336	5 499	12	2	5	3	1	1	—	—	—	—
23332	Commercial & institutional bldg construction ..	154	1 191	4 891	9	1	4	3	—	1	—	—	—	—
233320	Commercial & institutional bldg construction ..	154	1 191	4 891	9	1	4	3	—	1	—	—	—	—
234	Heavy construction .....	338	1 728	8 046	26	17	3	4	—	1	1	—	—	—
2341	Highway, street, bridge & tunnel construction ...	139	752	3 567	7	3	1	2	—	1	—	—	—	—
23411	Highway & street construction .....	139	752	3 567	7	3	1	2	—	1	—	—	—	—
234110	Highway & street construction .....	139	752	3 567	7	3	1	2	—	1	—	—	—	—
2349	Other heavy construction .....	199	976	4 479	19	14	2	2	—	—	1	—	—	—
23491	Water, sewer & pipeline construction .....	170	839	3 695	7	4	—	2	—	—	1	—	—	—
234910	Water, sewer & pipeline construction .....	170	839	3 695	7	4	—	2	—	—	1	—	—	—
235	Special trade contractors .....	1 647	14 811	54 394	208	130	48	16	10	3	—	1	—	—
2351	Plumbing, heating & AC contractor .....	285	1 842	7 810	42	25	11	3	2	1	—	—	—	—
23511	Plumbing, heating & AC contractor .....	285	1 842	7 810	42	25	11	3	2	1	—	—	—	—
235110	Plumbing, heating & AC contractor .....	285	1 842	7 810	42	25	11	3	2	1	—	—	—	—
2353	Electrical contractors .....	236	1 748	8 502	32	19	8	2	2	1	—	—	—	—
23531	Electrical contractors .....	236	1 748	8 502	32	19	8	2	2	1	—	—	—	—
235310	Electrical contractors .....	236	1 748	8 502	32	19	8	2	2	1	—	—	—	—
2354	Masonry, drywall, insulation, tile contractors ....	529	8 183	25 071	27	20	3	—	2	1	—	1	—	—
23541	Masonry & stone contractors .....	116	753	3 534	13	11	1	—	—	1	—	—	—	—
235410	Masonry & stone contractors .....	116	753	3 534	13	11	1	—	—	1	—	—	—	—
23542	Drywall, acoustical & insulation contractors ...	398	7 351	21 226	11	8	—	—	2	—	—	1	—	—
235420	Drywall, acoustical & insulation contractors ...	398	7 351	21 226	11	8	—	—	2	—	—	1	—	—
2355	Carpentry & floor contractors .....	138	626	2 409	29	18	8	3	—	—	—	—	—	—
23551	Carpentry contractors .....	(C)	(D)	(D)	27	18	6	3	—	—	—	—	—	—
2357	Concrete contractors .....	113	477	2 208	16	5	7	4	—	—	—	—	—	—
23571	Concrete contractors .....	113	477	2 208	16	5	7	4	—	—	—	—	—	—
235710	Concrete contractors .....	113	477	2 208	16	5	7	4	—	—	—	—	—	—
2359	Other special trade contractors .....	234	1 341	5 526	42	30	6	3	3	—	—	—	—	—

See footnotes at end of table.

**Table 6. Counties—Employees, Payroll, and Establishments by Industry: 2000—Con.**

[Excludes most government employees, railroad employees, and self-employed persons. Size class 1 to 4 includes establishments with payroll, but no employees, during mid-March pay period. (D) denotes figures withheld to avoid disclosing data for individual companies; the data are included in broader industry totals. Detailed industries with 100 or more employees are shown if industry was not a (D). For explanation of terms, abbreviations, and data reliability/comparability, see introductory text]

NAICS code	Industry	Number of employees for week including March 12	Payroll (\$1,000)		Total number of establishments	Number of establishments by employment-size class								
			First quarter	Annual		1 to 4	5 to 9	10 to 19	20 to 49	50 to 99	100 to 249	250 to 499	500 to 999	1,000 or more
<b>SUMNER—Con.</b>														
<b>31-33</b>	<b>Manufacturing</b>	<b>10 931</b>	<b>86 305</b>	<b>347 107</b>	<b>203</b>	<b>57</b>	<b>49</b>	<b>19</b>	<b>19</b>	<b>24</b>	<b>24</b>	<b>8</b>	<b>3</b>	<b>-</b>
311	Food mfg	(C)	(D)	(D)	7	4	2	-	-	-	1	-	-	-
3116	Animal slaughtering & processing	(C)	(D)	(D)	2	-	1	-	-	-	1	-	-	-
31161	Animal slaughtering & processing	(C)	(D)	(D)	2	-	1	-	-	-	1	-	-	-
312	Beverage & tobacco product mfg	(C)	(D)	(D)	2	-	-	-	-	1	1	-	-	-
3122	Tobacco mfg	(C)	(D)	(D)	2	-	-	-	-	1	1	-	-	-
31221	Tobacco stemming & redrying	(C)	(D)	(D)	1	-	-	-	-	-	1	-	-	-
313	Textile mills	(C)	(D)	(D)	3	2	-	-	-	-	1	-	-	-
3132	Fabric mills	(C)	(D)	(D)	2	1	-	-	-	-	1	-	-	-
31321	Broadwoven fabric mills	(C)	(D)	(D)	2	1	-	-	-	-	1	-	-	-
315	Apparel manufacturing	225	807	3 361	8	4	-	1	1	1	1	-	-	-
3152	Cut & sew apparel mfg	205	719	3 015	5	2	-	-	1	1	1	-	-	-
31521	Cut & sew apparel contractors	(C)	(D)	(D)	3	1	-	-	1	-	1	-	-	-
321	Wood product mfg	(G)	(D)	(D)	8	4	-	1	1	-	-	1	1	-
3219	Other wood product mfg	(G)	(D)	(D)	7	3	-	1	1	-	-	1	1	-
32199	All other wood product mfg	(G)	(D)	(D)	4	2	-	-	-	-	-	1	1	-
322	Paper mfg	190	1 397	5 761	7	1	2	2	-	2	-	-	-	-
3222	Converted paper product mfg	190	1 397	5 761	7	1	2	2	-	2	-	-	-	-
32221	Paperboard container mfg	(C)	(D)	(D)	5	1	1	1	-	2	-	-	-	-
322211	Corrugated & solid fiber box mfg	163	1 238	5 102	4	-	1	1	-	2	-	-	-	-
323	Printing & related support activities	805	7 048	29 096	19	11	4	1	1	-	1	-	1	-
3231	Printing & related support activities	805	7 048	29 096	19	11	4	1	1	-	1	-	1	-
32311	Printing	(F)	(D)	(D)	17	10	4	-	1	-	1	-	1	-
326	Plastics & rubber products mfg	957	5 729	24 725	12	1	2	1	1	3	3	1	-	-
3261	Plastics product mfg	(F)	(D)	(D)	11	1	2	1	1	2	3	1	-	-
32612	Plastics pipe, pipe fitting, & unsupported profile shape mfg	(C)	(D)	(D)	1	-	-	-	-	-	1	-	-	-
32619	Other plastics product mfg	755	4 387	19 174	9	1	1	1	1	2	2	1	-	-
327	Nonmetallic mineral product mfg	131	887	5 077	5	-	1	1	2	1	-	-	-	-
3273	Cement & concrete product mfg	(C)	(D)	(D)	3	-	-	-	2	1	-	-	-	-
331	Primary metal mfg	276	3 323	13 057	7	2	2	-	1	1	1	-	-	-
3311	Iron & steel mills & ferroalloy mfg	(C)	(D)	(D)	2	1	-	-	-	-	1	-	-	-
33111	Iron & steel mills & ferroalloy mfg	(C)	(D)	(D)	2	1	-	-	-	-	1	-	-	-
332	Fabricated metal product mfg	2 767	21 208	82 854	43	6	11	6	3	6	8	3	-	-
3321	Forging & stamping	(C)	(D)	(D)	2	-	-	-	-	1	1	-	-	-
33211	Forging & stamping	(C)	(D)	(D)	2	-	-	-	-	1	1	-	-	-
3323	Architectural & structural metals mfg	1 466	11 322	42 408	15	1	4	2	1	2	2	3	-	-
33231	Plate work & fabricated structural prod mfg	906	8 168	28 949	9	-	2	1	1	2	1	2	-	-
33232	Ornamental & architectural metal prod mfg	560	3 154	13 459	6	1	2	1	-	-	1	1	-	-
3325	Hardware mfg	(C)	(D)	(D)	2	-	-	-	-	1	1	-	-	-
33251	Hardware mfg	(C)	(D)	(D)	2	-	-	-	-	1	1	-	-	-
3327	Mach shops, turn prod, screw, nut, bolt mfg	514	5 006	21 055	20	5	6	3	2	2	2	-	-	-
33271	Machine shops	189	1 612	4 692	16	5	5	3	2	1	-	-	-	-
332710	Machine shops	189	1 612	4 692	16	5	5	3	2	1	-	-	-	-
33272	Turned product & screw, nut & bolt mfg	325	3 394	16 363	4	-	1	-	-	1	2	-	-	-
3328	Coating, engrave, heat treating & oth activity	(E)	(D)	(D)	3	-	1	-	-	-	2	-	-	-
33281	Coating, engrave, heat treating & oth activity	(E)	(D)	(D)	3	-	1	-	-	-	2	-	-	-
333	Machinery mfg	529	5 584	22 803	28	5	12	3	5	2	1	-	-	-
3332	Industrial machinery mfg	(C)	(D)	(D)	1	-	-	-	-	-	1	-	-	-
33329	Other industrial machinery mfg	(C)	(D)	(D)	1	-	-	-	-	-	1	-	-	-
3335	Metalworking machinery mfg	311	3 135	13 158	20	3	8	3	5	1	-	-	-	-
33351	Metalworking machinery mfg	311	3 135	13 158	20	3	8	3	5	1	-	-	-	-
333514	Special die, tool, die set, jig & fixture mfg	182	1 805	7 660	14	2	7	2	2	1	-	-	-	-
334	Computer & electronic product mfg	106	712	3 089	8	2	4	1	-	1	-	-	-	-
335	Electrical equip, appliance & component mfg	473	4 624	15 143	4	-	1	-	-	1	2	-	-	-
3353	Electrical equipment mfg	(C)	(D)	(D)	1	-	-	-	-	-	1	-	-	-
33531	Electrical equipment mfg	(C)	(D)	(D)	1	-	-	-	-	-	1	-	-	-
3359	Other electrical equipment & component mfg	(C)	(D)	(D)	2	-	1	-	-	-	1	-	-	-
33593	Wiring device mfg	(C)	(D)	(D)	1	-	-	-	-	-	1	-	-	-
336	Transportation equipment mfg	1 980	17 522	72 106	16	2	3	-	2	3	4	1	1	-
3363	Motor vehicle parts mfg	(G)	(D)	(D)	13	1	3	-	1	2	4	1	1	-
33634	Motor vehicle brake system mfg	(F)	(D)	(D)	2	-	-	-	-	-	1	1	-	-
33637	Motor vehicle metal stamping	(F)	(D)	(D)	4	-	2	-	-	-	1	-	1	-
33639	Other motor vehicle parts mfg	490	3 378	16 241	6	-	1	-	1	2	2	-	-	-
336399	All other motor vehicle parts mfg	490	3 378	16 241	6	-	1	-	1	2	2	-	-	-
337	Furniture & related product mfg	728	5 183	23 400	9	4	1	-	-	2	-	2	-	-
3371	HH & institutional furniture & kitchen cabinet mfg	(E)	(D)	(D)	6	4	1	-	-	-	-	1	-	-
33712	Household & institutional furniture mfg	(E)	(D)	(D)	4	3	-	-	-	-	-	1	-	-
3372	Office furniture (including fixtures) mfg	(E)	(D)	(D)	2	-	-	-	-	1	-	1	-	-
33721	Office furniture (including fixtures) mfg	(E)	(D)	(D)	2	-	-	-	-	1	-	1	-	-

See footnotes at end of table.

**Table 6. Counties—Employees, Payroll, and Establishments by Industry: 2000—Con.**

[Excludes most government employees, railroad employees, and self-employed persons. Size class 1 to 4 includes establishments with payroll, but no employees, during mid-March pay period. (D) denotes figures withheld to avoid disclosing data for individual companies; the data are included in broader industry totals. Detailed industries with 100 or more employees are shown if industry was not a (D). For explanation of terms, abbreviations, and data reliability/comparability, see introductory text]

NAICS code	Industry	Number of employees for week including March 12	Payroll (\$1,000)		Total number of establishments	Number of establishments by employment-size class								
			First quarter	Annual		1 to 4	5 to 9	10 to 19	20 to 49	50 to 99	100 to 249	250 to 499	500 to 999	1,000 or more
<b>SUMNER—Con.</b>														
<b>42</b>	<b>Wholesale trade</b> .....	<b>1 649</b>	<b>12 234</b>	<b>50 755</b>	<b>143</b>	<b>82</b>	<b>32</b>	<b>15</b>	<b>8</b>	<b>4</b>	<b>1</b>	<b>1</b>	—	—
421	Wholesale trade, durable goods .....	768	6 248	27 664	110	66	24	11	7	2	—	—	—	—
4216	Electrical goods whsle .....	106	1 156	5 667	9	3	3	1	2	—	—	—	—	—
4218	Machinery, equipment & supplies whsle .....	176	1 461	6 373	32	20	6	5	1	—	—	—	—	—
4219	Miscellaneous durable goods whsle .....	147	1 250	4 605	20	15	—	3	1	1	—	—	—	—
422	Wholesale trade, nondurable goods .....	881	5 986	23 091	33	16	8	4	1	2	1	1	—	—
4229	Miscellaneous nondurable goods whsle .....	(F)	(D)	(D)	7	3	2	—	—	—	1	1	—	—
42294	Tobacco & tobacco product whsle .....	(C)	(D)	(D)	1	—	—	—	—	—	1	—	—	—
42299	Other miscellaneous nondurable goods whsle .....	(E)	(D)	(D)	4	2	1	—	—	—	—	1	—	—
<b>44-45</b>	<b>Retail trade</b> .....	<b>4 418</b>	<b>19 701</b>	<b>81 417</b>	<b>390</b>	<b>181</b>	<b>107</b>	<b>62</b>	<b>24</b>	<b>11</b>	<b>4</b>	<b>1</b>	—	—
441	Motor vehicle & parts dealers .....	608	3 816	15 919	69	35	16	12	4	2	—	—	—	—
4411	Automobile dealers .....	306	2 220	8 982	32	22	3	2	3	2	—	—	—	—
44111	New car dealers .....	254	1 933	7 721	9	2	1	1	3	2	—	—	—	—
441110	New car dealers .....	254	1 933	7 721	9	2	1	1	3	2	—	—	—	—
4413	Automotive parts, accessories & tire stores .....	270	1 335	5 719	30	9	11	9	1	—	—	—	—	—
44131	Automotive parts, accessories & tire stores .....	182	756	3 095	20	7	6	6	1	—	—	—	—	—
441310	Automotive parts, accessories & tire stores .....	182	756	3 095	20	7	6	6	1	—	—	—	—	—
442	Furniture & home furnishing stores .....	120	423	1 854	19	13	2	2	2	—	—	—	—	—
444	Bldg material & garden equip & supp dealers .....	547	3 164	12 596	41	12	14	11	2	1	1	—	—	—
4441	Building material & supplies dealers .....	446	2 739	10 768	29	9	10	7	1	1	1	—	—	—
44411	Home centers .....	(C)	(D)	(D)	2	1	—	—	—	—	1	—	—	—
44419	Other building material dealers .....	173	1 405	5 353	15	4	5	5	—	1	—	—	—	—
444190	Other building material dealers .....	173	1 405	5 353	15	4	5	5	—	1	—	—	—	—
4442	Lawn & garden equip & supplies stores .....	101	425	1 828	12	3	4	4	1	—	—	—	—	—
445	Food & beverage stores .....	1 054	4 039	16 212	48	18	9	4	9	6	2	—	—	—
4451	Grocery stores .....	994	3 838	15 323	35	9	7	2	9	6	2	—	—	—
44511	Grocery (except convenience) stores .....	983	3 804	15 097	30	5	6	2	9	6	2	—	—	—
445110	Grocery (except convenience) stores .....	983	3 804	15 097	30	5	6	2	9	6	2	—	—	—
446	Health & personal care stores .....	268	1 496	6 679	27	10	6	7	4	—	—	—	—	—
4461	Health & personal care stores .....	268	1 496	6 679	27	10	6	7	4	—	—	—	—	—
44611	Pharmacies & drug stores .....	246	1 423	6 345	16	1	4	7	4	—	—	—	—	—
446110	Pharmacies & drug stores .....	246	1 423	6 345	16	1	4	7	4	—	—	—	—	—
447	Gasoline stations .....	456	1 518	6 438	70	27	27	15	1	—	—	—	—	—
4471	Gasoline stations .....	456	1 518	6 438	70	27	27	15	1	—	—	—	—	—
44711	Gasoline stations with convenience stores .....	398	1 287	5 667	58	19	25	13	1	—	—	—	—	—
447110	Gasoline stations with convenience stores .....	398	1 287	5 667	58	19	25	13	1	—	—	—	—	—
448	Clothing & clothing accessories stores .....	116	349	1 478	17	8	7	1	1	—	—	—	—	—
452	General merchandise stores .....	938	3 539	14 417	21	2	10	5	—	2	1	1	—	—
4521	Department stores .....	(E)	(D)	(D)	3	—	—	—	—	2	1	—	—	—
45211	Department stores .....	(E)	(D)	(D)	3	—	—	—	—	2	1	—	—	—
4529	Other general merchandise stores .....	(F)	(D)	(D)	18	2	10	5	—	—	—	1	—	—
45291	Warehouse clubs & superstores .....	(E)	(D)	(D)	1	—	—	—	—	—	—	1	—	—
45299	All other general merchandise stores .....	(C)	(D)	(D)	17	2	10	5	—	—	—	—	—	—
453	Miscellaneous store retailers .....	170	683	3 039	39	26	10	3	—	—	—	—	—	—
<b>48-49</b>	<b>Transportation &amp; warehousing</b> .....	<b>547</b>	<b>3 567</b>	<b>14 871</b>	<b>89</b>	<b>56</b>	<b>17</b>	<b>7</b>	<b>9</b>	—	—	—	—	—
484	Truck transportation .....	407	2 436	10 420	57	36	7	6	8	—	—	—	—	—
4841	General freight trucking .....	217	1 225	5 099	35	23	4	4	4	—	—	—	—	—
48412	General freight trucking, long-distance .....	214	1 159	4 975	28	16	4	4	4	—	—	—	—	—
484121	General freight trucking, long-distance, TL .....	198	1 076	4 810	25	14	4	3	4	—	—	—	—	—
4842	Specialized freight trucking .....	190	1 211	5 321	22	13	3	2	4	—	—	—	—	—
<b>51</b>	<b>Information</b> .....	<b>478</b>	<b>2 764</b>	<b>11 437</b>	<b>30</b>	<b>15</b>	<b>6</b>	<b>3</b>	<b>4</b>	<b>1</b>	<b>1</b>	—	—	—
511	Publishing industries .....	230	1 077	4 604	5	2	—	1	1	—	1	—	—	—
5111	Newspaper, periodical, book, database publishers .....	230	1 077	4 604	5	2	—	1	1	—	1	—	—	—
51111	Newspaper publishers .....	(C)	(D)	(D)	2	—	—	1	—	—	1	—	—	—
513	Broadcasting & telecommunications .....	153	1 373	5 382	12	3	5	2	1	1	—	—	—	—
5133	Telecommunications .....	(C)	(D)	(D)	7	2	2	1	1	1	—	—	—	—
51331	Wired telecommunications carriers .....	(C)	(D)	(D)	6	1	2	1	1	1	—	—	—	—
<b>52</b>	<b>Finance &amp; insurance</b> .....	<b>898</b>	<b>7 143</b>	<b>28 852</b>	<b>161</b>	<b>105</b>	<b>30</b>	<b>17</b>	<b>8</b>	<b>1</b>	—	—	—	—
522	Credit intermediation & related activities .....	539	3 998	16 049	80	42	20	13	4	1	—	—	—	—
5221	Depository credit intermediation .....	407	3 090	12 086	38	11	11	11	4	1	—	—	—	—
52211	Commercial banking .....	399	3 022	11 748	35	8	11	11	4	1	—	—	—	—
522110	Commercial banking .....	399	3 022	11 748	35	8	11	11	4	1	—	—	—	—
5222	Nondepository credit intermediation .....	103	771	3 346	31	22	8	1	—	—	—	—	—	—
524	Insurance carriers & related activities .....	331	2 860	11 743	71	55	8	4	4	—	—	—	—	—
5242	Agencies & other insurance related activities .....	287	2 182	9 437	61	47	7	4	3	—	—	—	—	—
52421	Insurance agencies & brokerages .....	178	1 562	5 795	52	41	7	4	—	—	—	—	—	—
524210	Insurance agencies & brokerages .....	178	1 562	5 795	52	41	7	4	—	—	—	—	—	—
52429	Other insurance related activities .....	109	620	3 642	9	6	—	—	3	—	—	—	—	—

See footnotes at end of table.

**Table 6. Counties—Employees, Payroll, and Establishments by Industry: 2000—Con.**

[Excludes most government employees, railroad employees, and self-employed persons. Size class 1 to 4 includes establishments with payroll, but no employees, during mid-March pay period. (D) denotes figures withheld to avoid disclosing data for individual companies; the data are included in broader industry totals. Detailed industries with 100 or more employees are shown if industry was not a (D). For explanation of terms, abbreviations, and data reliability/comparability, see introductory text]

NAICS code	Industry	Number of employees for week including March 12	Payroll (\$1,000)		Total number of establishments	Number of establishments by employment-size class								
			First quarter	Annual		1 to 4	5 to 9	10 to 19	20 to 49	50 to 99	100 to 249	250 to 499	500 to 999	1,000 or more
<b>SUMNER—Con.</b>														
<b>53</b>	<b>Real estate &amp; rental &amp; leasing</b>	<b>617</b>	<b>3 317</b>	<b>14 720</b>	<b>115</b>	<b>73</b>	<b>25</b>	<b>14</b>	<b>1</b>	<b>2</b>				
531	Real estate	265	1 298	5 506	79	58	16	4	1					
5311	Lessors of real estate	124	542	2 295	32	24	4	3	1					
532	Rental & leasing services	(C)	(D)	(D)	33	15	9	9						
5322	Consumer goods rental	156	335	1 443	20	6	6	8						
53223	Video tape & disc rental	125	245	963	15	4	5	6						
532230	Video tape & disc rental	125	245	963	15	4	5	6						
533	Lessors of other nonfinancial intangible asset	(C)	(D)	(D)	3			1		2				
5331	Lessors of other nonfinancial intangible asset	(C)	(D)	(D)	3			1		2				
53311	Lessors of other nonfinancial intangible asset	(C)	(D)	(D)	3			1		2				
<b>54</b>	<b>Professional, scientific &amp; technical services</b>	<b>972</b>	<b>5 990</b>	<b>27 343</b>	<b>190</b>	<b>149</b>	<b>23</b>	<b>13</b>	<b>3</b>	<b>1</b>		<b>1</b>		
541	Professional, scientific & technical services	972	5 990	27 343	190	149	23	13	3	1		1		
5411	Legal services	100	618	2 705	45	40	4	1						
5412	Accounting, tax prep, bookkeep, payroll services	130	585	2 086	31	24	3	3	1					
54121	Accounting, tax prep, bookkeep, payroll services	130	585	2 086	31	24	3	3	1					
5416	Management, sci & tech consulting services	134	802	3 817	33	29	2		1	1				
54161	Management consulting services	103	657	2 986	24	21	2			1				
5419	Oth professional, scientific, technical services	451	2 999	14 007	25	10	7	6	1			1		
54192	Photographic services	(E)	(D)	(D)	8	5	2					1		
54194	Veterinary services	110	357	1 597	13	4	3	6						
541940	Veterinary services	110	357	1 597	13	4	3	6						
<b>55</b>	<b>Management of companies &amp; enterprises</b>	<b>347</b>	<b>2 947</b>	<b>10 181</b>	<b>9</b>	<b>5</b>	<b>2</b>		<b>1</b>			<b>1</b>		
551	Management of companies & enterprises	347	2 947	10 181	9	5	2		1			1		
5511	Management of companies & enterprises	347	2 947	10 181	9	5	2		1			1		
55111	Management of companies & enterprises	347	2 947	10 181	9	5	2		1			1		
<b>56</b>	<b>Administrative, support, waste mgt, remediation services</b>	<b>3 265</b>	<b>12 926</b>	<b>50 718</b>	<b>139</b>	<b>84</b>	<b>24</b>	<b>13</b>	<b>3</b>	<b>6</b>	<b>6</b>	<b>1</b>	<b>2</b>	
561	Administrative & support services	(H)	(D)	(D)	132	79	24	12	3	5	6	1	2	
5611	Office administrative services	347	2 627	10 201	13	8	2	1		1		1		
56111	Office administrative services	347	2 627	10 201	13	8	2	1		1		1		
561110	Office administrative services	347	2 627	10 201	13	8	2	1		1		1		
5613	Employment services	1 656	5 194	20 577	15	1	1	2	2	3	5		1	
56132	Temporary help services	(G)	(D)	(D)	13	1		2	1	3	5		1	
5614	Business support services	(F)	(D)	(D)	10	8		1					1	
56142	Telephone call centers	(F)	(D)	(D)	2			1					1	
5616	Investigation & security services	184	670	3 076	3		1			1	1			
56161	Investigation, guard & armored car services	(C)	(D)	(D)	2					1	1			
5617	Services to buildings & dwellings	311	1 130	5 126	74	51	15	7	1					
56172	Janitorial services	102	309	1 612	25	17	5	3						
561720	Janitorial services	102	309	1 612	25	17	5	3						
56173	Landscaping services	145	326	1 737	37	26	8	3						
561730	Landscaping services	145	326	1 737	37	26	8	3						
<b>61</b>	<b>Educational services</b>	<b>234</b>	<b>757</b>	<b>2 948</b>	<b>14</b>	<b>6</b>	<b>1</b>	<b>5</b>		<b>2</b>				
611	Educational services	234	757	2 948	14	6	1	5		2				
6111	Elementary & secondary schools	191	626	2 438	5			3		2				
61111	Elementary & secondary schools	191	626	2 438	5			3		2				
611110	Elementary & secondary schools	191	626	2 438	5			3		2				
<b>62</b>	<b>Health care and social assistance</b>	<b>3 848</b>	<b>23 080</b>	<b>100 745</b>	<b>244</b>	<b>104</b>	<b>63</b>	<b>46</b>	<b>20</b>	<b>4</b>	<b>4</b>	<b>2</b>	<b>1</b>	
621	Ambulatory health care services	1 094	9 179	42 016	164	81	48	29	4	2				
6211	Offices of physicians	549	5 004	23 419	71	30	19	19	1	2				
62111	Offices of physicians	549	5 004	23 419	71	30	19	19	1	2				
621111	Offices of physicians (exc mental health)	510	4 820	22 702	65	28	17	17	1	2				
6212	Offices of dentists	277	1 814	8 252	43	16	21	5	1					
62121	Offices of dentists	277	1 814	8 252	43	16	21	5	1					
621210	Offices of dentists	277	1 814	8 252	43	16	21	5	1					
6213	Offices of other health practitioners	135	1 139	5 232	30	20	6	4						
6216	Home health care services	103	651	2 760	11	8		1	2					
62161	Home health care services	103	651	2 760	11	8		1	2					
621610	Home health care services	103	651	2 760	11	8		1	2					
622	Hospitals	(G)	(D)	(D)	4				1	1		1	1	
6221	General medical & surgical hospitals	1 150	7 794	33 895	3					1		1	1	
62211	General medical & surgical hospitals	1 150	7 794	33 895	3					1		1	1	
622110	General medical & surgical hospitals	1 150	7 794	33 895	3					1		1	1	
623	Nursing & residential care facilities	993	3 953	15 991	21	5	1	2	8		4	1		
6231	Nursing care facilities	754	3 046	12 629	8	2			1		4	1		
62311	Nursing care facilities	754	3 046	12 629	8	2			1		4	1		
623110	Nursing care facilities	754	3 046	12 629	8	2			1		4	1		
6233	Community care facilities for the elderly	185	594	2 217	10	3		2	5					
62331	Community care facilities for the elderly	185	594	2 217	10	3		2	5					
624	Social assistance	(F)	(D)	(D)	55	18	14	15	7	1				
6241	Individual & family services	138	617	2 680	15	11	1	1	1	1				
6244	Child day care services	391	1 077	4 297	35	6	10	13	6					
62441	Child day care services	391	1 077	4 297	35	6	10	13	6					
624410	Child day care services	391	1 077	4 297	35	6	10	13	6					

See footnotes at end of table.

**Table 6. Counties—Employees, Payroll, and Establishments by Industry: 2000—Con.**

[Excludes most government employees, railroad employees, and self-employed persons. Size class 1 to 4 includes establishments with payroll, but no employees, during mid-March pay period. (D) denotes figures withheld to avoid disclosing data for individual companies; the data are included in broader industry totals. Detailed industries with 100 or more employees are shown if industry was not a (D). For explanation of terms, abbreviations, and data reliability/comparability, see introductory text]

NAICS code	Industry	Number of employees for week including March 12	Payroll (\$1,000)		Total number of establishments	Number of establishments by employment-size class									
			First quarter	Annual		1 to 4	5 to 9	10 to 19	20 to 49	50 to 99	100 to 249	250 to 499	500 to 999	1,000 or more	
<b>SUMNER—Con.</b>															
<b>71</b>	<b>Arts, entertainment &amp; recreation</b> .....	<b>343</b>	<b>1 597</b>	<b>8 996</b>	<b>53</b>	<b>41</b>	<b>6</b>	<b>3</b>	<b>1</b>	<b>1</b>	<b>1</b>	—	—	—	
713	Amusement, gambling & recreation industries .....	262	718	3 805	23	17	3	1	—	1	1	—	—	—	
7139	Other amusement & recreation industries .....	262	718	3 805	23	17	3	1	—	1	1	—	—	—	
71395	Bowling centers .....	(C)	(D)	(D)	1	—	—	—	—	—	1	—	—	—	
<b>72</b>	<b>Accommodation &amp; food services</b> .....	<b>2 034</b>	<b>5 006</b>	<b>21 755</b>	<b>137</b>	<b>53</b>	<b>24</b>	<b>19</b>	<b>36</b>	<b>3</b>	<b>2</b>	—	—	—	
721	Accommodation .....	119	477	1 945	11	5	2	2	2	—	—	—	—	—	
7211	Traveler accommodation .....	117	476	1 940	9	3	2	2	2	—	—	—	—	—	
72111	Hotels (exc casino hotels) & motels .....	117	476	1 940	9	3	2	2	2	—	—	—	—	—	
721110	Hotels (exc casino hotels) & motels .....	117	476	1 940	9	3	2	2	2	—	—	—	—	—	
722	Food services & drinking places .....	1 915	4 529	19 810	126	48	22	17	34	3	2	—	—	—	
7221	Full-service restaurants .....	690	1 768	7 875	53	24	12	7	6	3	1	—	—	—	
72211	Full-service restaurants .....	690	1 768	7 875	53	24	12	7	6	3	1	—	—	—	
722110	Full-service restaurants .....	690	1 768	7 875	53	24	12	7	6	3	1	—	—	—	
7222	Limited-service eating places .....	1 199	2 673	11 579	64	17	8	10	28	—	1	—	—	—	
72221	Limited-service eating places .....	1 199	2 673	11 579	64	17	8	10	28	—	1	—	—	—	
722211	Limited-service restaurants .....	1 088	2 534	11 001	56	15	6	8	26	—	1	—	—	—	
<b>81</b>	<b>Other services (except public administration)</b> .....	<b>1 940</b>	<b>6 553</b>	<b>27 588</b>	<b>272</b>	<b>164</b>	<b>57</b>	<b>30</b>	<b>17</b>	<b>3</b>	<b>1</b>	—	—	—	
811	Repair & maintenance .....	364	1 902	8 034	83	60	14	6	3	—	—	—	—	—	
8111	Automotive repair & maintenance .....	217	955	4 149	55	40	10	5	—	—	—	—	—	—	
8113	Commercial equipment (exc auto & elec) R&M .....	103	615	2 273	14	9	2	1	2	—	—	—	—	—	
81131	Commercial equipment (exc auto & elec) R&M .....	103	615	2 273	14	9	2	1	2	—	—	—	—	—	
811310	Commercial equipment (exc auto & elec) R&M .....	103	615	2 273	14	9	2	1	2	—	—	—	—	—	
812	Personal & laundry services .....	478	1 680	7 164	74	37	23	10	4	—	—	—	—	—	
8121	Personal care services .....	226	703	3 191	34	16	12	4	2	—	—	—	—	—	
81211	Hair, nail & skin care services .....	203	639	2 837	29	13	11	3	2	—	—	—	—	—	
8122	Death care services .....	103	388	1 623	12	7	1	3	1	—	—	—	—	—	
8123	Drycleaning & laundry services .....	(C)	(D)	(D)	21	9	9	2	1	—	—	—	—	—	
813	Religious, grantmaking, civic, prof & like organizations .....	1 098	2 971	12 390	115	67	20	14	10	3	1	—	—	—	
8131	Religious organizations .....	958	2 488	10 344	87	44	18	12	10	2	1	—	—	—	
81311	Religious organizations .....	958	2 488	10 344	87	44	18	12	10	2	1	—	—	—	
813110	Religious organizations .....	958	2 488	10 344	87	44	18	12	10	2	1	—	—	—	
<b>95</b>	<b>Auxiliaries (exc corporate, subsidiary &amp; regional mgt)</b> .....	<b>(A)</b>	<b>(D)</b>	<b>(D)</b>	<b>1</b>	—	<b>1</b>	—	—	—	—	—	—	—	
<b>99</b>	<b>Unclassified establishments</b> .....	<b>43</b>	<b>167</b>	<b>780</b>	<b>31</b>	<b>27</b>	<b>4</b>	—	—	—	—	—	—	—	
<b>TIPTON</b>															
	<b>Total</b> .....	<b>9 709</b>	<b>51 742</b>	<b>224 909</b>	<b>736</b>	<b>431</b>	<b>143</b>	<b>74</b>	<b>50</b>	<b>18</b>	<b>15</b>	<b>4</b>	<b>1</b>	—	
<b>11</b>	<b>Forestry, fishing, hunting, and agriculture support</b> .....	<b>15</b>	<b>111</b>	<b>901</b>	<b>3</b>	<b>1</b>	<b>2</b>	—	—	—	—	—	—	—	
<b>21</b>	<b>Mining</b> .....	<b>(A)</b>	<b>(D)</b>	<b>(D)</b>	<b>1</b>	—	—	<b>1</b>	—	—	—	—	—	—	
<b>22</b>	<b>Utilities</b> .....	<b>(B)</b>	<b>(D)</b>	<b>(D)</b>	<b>1</b>	—	—	—	<b>1</b>	—	—	—	—	—	
<b>23</b>	<b>Construction</b> .....	<b>1 218</b>	<b>6 123</b>	<b>30 616</b>	<b>113</b>	<b>69</b>	<b>25</b>	<b>8</b>	<b>7</b>	<b>1</b>	<b>2</b>	<b>1</b>	—	—	
233	Building, developing & general contracting .....	225	1 425	5 866	28	20	5	2	—	—	1	—	—	—	
2333	Nonresidential building construction .....	(C)	(D)	(D)	7	5	—	1	—	—	1	—	—	—	
23331	Mfg & industrial building construction .....	(C)	(D)	(D)	3	2	—	—	—	—	1	—	—	—	
235	Special trade contractors .....	925	4 426	23 562	78	45	19	5	6	1	1	1	—	—	
2351	Plumbing, heating & AC contractor .....	110	469	1 926	16	8	7	—	1	—	—	—	—	—	
23511	Plumbing, heating & AC contractor .....	110	469	1 926	16	8	7	—	1	—	—	—	—	—	
235110	Plumbing, heating & AC contractor .....	110	469	1 926	16	8	7	—	1	—	—	—	—	—	
2357	Concrete contractors .....	(E)	(D)	(D)	5	2	1	—	1	—	—	1	—	—	
23571	Concrete contractors .....	(E)	(D)	(D)	5	2	1	—	1	—	—	1	—	—	
2359	Other special trade contractors .....	230	727	2 856	12	3	2	4	2	—	1	—	—	—	
23599	All other special trade contractors .....	(C)	(D)	(D)	3	1	1	—	—	—	1	—	—	—	
<b>31-33</b>	<b>Manufacturing</b> .....	<b>3 094</b>	<b>21 790</b>	<b>92 523</b>	<b>43</b>	<b>15</b>	<b>3</b>	<b>4</b>	<b>5</b>	<b>6</b>	<b>7</b>	<b>2</b>	<b>1</b>	—	
311	Food mfg .....	795	5 678	27 873	7	1	1	1	—	2	—	2	—	—	
3113	Sugar & confectionery product mfg .....	(E)	(D)	(D)	1	—	—	—	—	—	—	1	—	—	
31134	Nonchocolate confectionery mfg .....	(E)	(D)	(D)	1	—	—	—	—	—	—	1	—	—	
3115	Dairy product mfg .....	(E)	(D)	(D)	4	—	—	1	—	2	—	1	—	—	
31151	Dairy product (exc frozen) mfg .....	(E)	(D)	(D)	3	—	—	1	—	1	—	1	—	—	
323	Printing & related support activities .....	(F)	(D)	(D)	4	2	—	—	—	—	1	—	1	—	
3231	Printing & related support activities .....	(F)	(D)	(D)	4	2	—	—	—	—	1	—	1	—	
32311	Printing .....	(F)	(D)	(D)	4	2	—	—	—	—	1	—	1	—	
327	Nonmetallic mineral product mfg .....	160	996	4 098	4	1	—	—	2	—	1	—	—	—	
3271	Clay product & refractory mfg .....	(C)	(D)	(D)	1	—	—	—	—	—	1	—	—	—	
32711	Pottery, ceramics & plumbing fixture mfg .....	(C)	(D)	(D)	1	—	—	—	—	—	1	—	—	—	
331	Primary metal mfg .....	(C)	(D)	(D)	2	—	—	—	1	—	1	—	—	—	
3312	Steel product mfg from purchased steel .....	(C)	(D)	(D)	1	—	—	—	—	—	1	—	—	—	
33122	Rolling & drawing of purchased steel .....	(C)	(D)	(D)	1	—	—	—	—	—	1	—	—	—	

See footnotes at end of table.

**Table 6. Counties—Employees, Payroll, and Establishments by Industry: 2000—Con.**

[Excludes most government employees, railroad employees, and self-employed persons. Size class 1 to 4 includes establishments with payroll, but no employees, during mid-March pay period. (D) denotes figures withheld to avoid disclosing data for individual companies; the data are included in broader industry totals. Detailed industries with 100 or more employees are shown if industry was not a (D). For explanation of terms, abbreviations, and data reliability/comparability, see introductory text]

NAICS code	Industry	Number of employees for week including March 12	Payroll (\$1,000)		Total number of establishments	Number of establishments by employment-size class								
			First quarter	Annual		1 to 4	5 to 9	10 to 19	20 to 49	50 to 99	100 to 249	250 to 499	500 to 999	1,000 or more
<b>TIPTON—Con.</b>														
<b>31-33 Manufacturing—Con.</b>														
332	Fabricated metal product mfg .....	(E)	(D)	(D)	6	2	—	1	1	1	—	—	—	—
3329	Other fabricated metal product mfg .....	(E)	(D)	(D)	2	—	—	—	—	1	1	—	—	—
33291	Metal valve mfg .....	(E)	(D)	(D)	2	—	—	—	—	1	1	—	—	—
333	Machinery mfg .....	(E)	(D)	(D)	4	2	1	—	—	—	1	—	—	—
3334	HVAC & commercial refrigeration equipment mfg .....	(C)	(D)	(D)	1	—	—	—	—	—	1	—	—	—
33341	HVAC & commercial refrigeration equipment mfg .....	(C)	(D)	(D)	1	—	—	—	—	—	1	—	—	—
334	Computer & electronic product mfg .....	(C)	(D)	(D)	2	1	—	—	—	—	1	—	—	—
3344	Semiconductor & oth electronic component mfg .....	(C)	(D)	(D)	1	—	—	—	—	—	1	—	—	—
33441	Semiconductor & oth electronic component mfg .....	(C)	(D)	(D)	1	—	—	—	—	—	1	—	—	—
335	Electrical equip, appliance & component mfg .....	(C)	(D)	(D)	2	1	—	—	—	—	1	—	—	—
3353	Electrical equipment mfg .....	(C)	(D)	(D)	2	1	—	—	—	—	1	—	—	—
33531	Electrical equipment mfg .....	(C)	(D)	(D)	2	1	—	—	—	—	1	—	—	—
<b>42</b>	<b>Wholesale trade .....</b>	<b>465</b>	<b>2 488</b>	<b>11 417</b>	<b>28</b>	<b>18</b>	<b>2</b>	<b>3</b>	<b>3</b>	<b>1</b>	<b>1</b>	<b>—</b>	<b>—</b>	<b>—</b>
421	Wholesale trade, durable goods .....	292	1 934	8 758	17	11	2	2	1	—	1	—	—	—
4212	Furniture & home furnishing whsle .....	(C)	(D)	(D)	1	—	—	—	—	—	1	—	—	—
42122	Home furnishing whsle .....	(C)	(D)	(D)	1	—	—	—	—	—	1	—	—	—
422	Wholesale trade, nondurable goods .....	173	554	2 659	11	7	—	1	2	1	—	—	—	—
<b>44-45</b>	<b>Retail trade .....</b>	<b>1 510</b>	<b>6 015</b>	<b>25 181</b>	<b>164</b>	<b>94</b>	<b>36</b>	<b>16</b>	<b>12</b>	<b>4</b>	<b>2</b>	<b>—</b>	<b>—</b>	<b>—</b>
441	Motor vehicle & parts dealers .....	202	1 315	5 792	23	11	7	2	2	1	—	—	—	—
4411	Automobile dealers .....	168	1 192	5 197	14	6	4	1	2	1	—	—	—	—
44111	New car dealers .....	141	1 016	4 446	6	1	1	1	2	1	—	—	—	—
441110	New car dealers .....	141	1 016	4 446	6	1	1	1	2	1	—	—	—	—
444	Bldg material & garden equip & supp dealers .....	271	1 390	5 788	17	7	4	2	2	2	—	—	—	—
4441	Building material & supplies dealers .....	157	769	3 128	11	4	3	1	2	1	—	—	—	—
4442	Lawn & garden equip & supplies stores .....	114	621	2 660	6	3	1	1	—	1	—	—	—	—
44422	Nursery & garden centers .....	(C)	(D)	(D)	5	3	1	—	—	1	—	—	—	—
445	Food & beverage stores .....	338	768	3 227	25	18	1	2	2	1	1	—	—	—
4451	Grocery stores .....	332	754	3 174	21	14	1	2	2	1	1	—	—	—
44511	Grocery (except convenience) stores .....	324	739	3 090	15	8	1	2	2	1	1	—	—	—
445110	Grocery (except convenience) stores .....	324	739	3 090	15	8	1	2	2	1	1	—	—	—
447	Gasoline stations .....	244	658	2 362	28	14	5	4	5	—	—	—	—	—
4471	Gasoline stations .....	244	658	2 362	28	14	5	4	5	—	—	—	—	—
44711	Gasoline stations with convenience stores .....	202	561	1 942	21	9	4	4	4	—	—	—	—	—
447110	Gasoline stations with convenience stores .....	202	561	1 942	21	9	4	4	4	—	—	—	—	—
452	General merchandise stores .....	213	887	3 602	9	1	4	3	—	—	1	—	—	—
4521	Department stores .....	(C)	(D)	(D)	1	—	—	—	—	—	1	—	—	—
45211	Department stores .....	(C)	(D)	(D)	1	—	—	—	—	—	1	—	—	—
<b>48-49</b>	<b>Transportation &amp; warehousing .....</b>	<b>96</b>	<b>744</b>	<b>3 184</b>	<b>20</b>	<b>15</b>	<b>—</b>	<b>5</b>	<b>—</b>	<b>—</b>	<b>—</b>	<b>—</b>	<b>—</b>	<b>—</b>
<b>51</b>	<b>Information .....</b>	<b>55</b>	<b>359</b>	<b>1 460</b>	<b>6</b>	<b>3</b>	<b>1</b>	<b>1</b>	<b>1</b>	<b>—</b>	<b>—</b>	<b>—</b>	<b>—</b>	<b>—</b>
<b>52</b>	<b>Finance &amp; insurance .....</b>	<b>273</b>	<b>2 380</b>	<b>9 140</b>	<b>38</b>	<b>20</b>	<b>10</b>	<b>4</b>	<b>4</b>	<b>—</b>	<b>—</b>	<b>—</b>	<b>—</b>	<b>—</b>
522	Credit intermediation & related activities .....	224	1 904	6 550	23	8	9	2	4	—	—	—	—	—
5221	Depository credit intermediation .....	198	1 734	5 838	13	1	6	2	4	—	—	—	—	—
52211	Commercial banking .....	198	1 734	5 838	13	1	6	2	4	—	—	—	—	—
522110	Commercial banking .....	198	1 734	5 838	13	1	6	2	4	—	—	—	—	—
<b>53</b>	<b>Real estate &amp; rental &amp; leasing .....</b>	<b>142</b>	<b>398</b>	<b>1 624</b>	<b>23</b>	<b>17</b>	<b>4</b>	<b>—</b>	<b>1</b>	<b>1</b>	<b>—</b>	<b>—</b>	<b>—</b>	<b>—</b>
531	Real estate .....	121	305	1 232	14	11	1	—	1	1	—	—	—	—
5311	Lessors of real estate .....	104	241	1 000	7	5	—	—	1	1	—	—	—	—
<b>54</b>	<b>Professional, scientific &amp; technical services .....</b>	<b>162</b>	<b>845</b>	<b>3 517</b>	<b>36</b>	<b>28</b>	<b>4</b>	<b>3</b>	<b>1</b>	<b>—</b>	<b>—</b>	<b>—</b>	<b>—</b>	<b>—</b>
541	Professional, scientific & technical services .....	162	845	3 517	36	28	4	3	1	—	—	—	—	—
<b>55</b>	<b>Management of companies &amp; enterprises .....</b>	<b>(A)</b>	<b>(D)</b>	<b>(D)</b>	<b>2</b>	<b>2</b>	<b>—</b>	<b>—</b>	<b>—</b>	<b>—</b>	<b>—</b>	<b>—</b>	<b>—</b>	<b>—</b>
<b>56</b>	<b>Admin, support, waste mgt, remediation services .....</b>	<b>506</b>	<b>1 822</b>	<b>7 868</b>	<b>30</b>	<b>17</b>	<b>5</b>	<b>4</b>	<b>2</b>	<b>—</b>	<b>2</b>	<b>—</b>	<b>—</b>	<b>—</b>
561	Administrative & support services .....	480	1 660	7 062	27	16	4	3	2	—	2	—	—	—
5612	Facilities support services .....	(C)	(D)	(D)	1	—	—	—	—	—	1	—	—	—
56121	Facilities support services .....	(C)	(D)	(D)	1	—	—	—	—	—	1	—	—	—
5613	Employment services .....	(C)	(D)	(D)	3	1	—	1	—	—	1	—	—	—
56132	Temporary help services .....	(C)	(D)	(D)	2	1	—	—	—	—	1	—	—	—
<b>61</b>	<b>Educational services .....</b>	<b>(A)</b>	<b>(D)</b>	<b>(D)</b>	<b>2</b>	<b>2</b>	<b>—</b>	<b>—</b>	<b>—</b>	<b>—</b>	<b>—</b>	<b>—</b>	<b>—</b>	<b>—</b>

See footnotes at end of table.

**Table 6. Counties—Employees, Payroll, and Establishments by Industry: 2000—Con.**

[Excludes most government employees, railroad employees, and self-employed persons. Size class 1 to 4 includes establishments with payroll, but no employees, during mid-March pay period. (D) denotes figures withheld to avoid disclosing data for individual companies; the data are included in broader industry totals. Detailed industries with 100 or more employees are shown if industry was not a (D). For explanation of terms, abbreviations, and data reliability/comparability, see introductory text]

NAICS code	Industry	Number of employees for week including March 12	Payroll (\$1,000)		Total number of establishments	Number of establishments by employment-size class								
			First quarter	Annual		1 to 4	5 to 9	10 to 19	20 to 49	50 to 99	100 to 249	250 to 499	500 to 999	1,000 or more
<b>TIPTON—Con.</b>														
<b>62</b>	<b>Health care and social assistance</b> . . . . .	<b>1 044</b>	<b>5 420</b>	<b>23 995</b>	<b>65</b>	<b>31</b>	<b>19</b>	<b>8</b>	<b>2</b>	<b>3</b>	<b>1</b>	<b>1</b>	—	—
621	Ambulatory health care services . . . . .	353	2 356	10 386	46	21	17	6	—	2	—	—	—	—
6211	Offices of physicians . . . . .	128	906	4 784	24	13	7	4	—	—	—	—	—	—
62111	Offices of physicians . . . . .	128	906	4 784	24	13	7	4	—	—	—	—	—	—
621111	Offices of physicians (exc mental health) . . . . .	128	906	4 784	24	13	7	4	—	—	—	—	—	—
622	Hospitals . . . . .	(E)	(D)	(D)	1	—	—	—	—	—	—	1	—	—
6221	General medical & surgical hospitals . . . . .	(E)	(D)	(D)	1	—	—	—	—	—	—	1	—	—
62211	General medical & surgical hospitals . . . . .	(E)	(D)	(D)	1	—	—	—	—	—	—	1	—	—
623	Nursing & residential care facilities . . . . .	(E)	(D)	(D)	4	1	—	1	—	1	1	—	—	—
6231	Nursing care facilities . . . . .	277	940	4 095	3	—	—	1	—	1	1	—	—	—
62311	Nursing care facilities . . . . .	277	940	4 095	3	—	—	1	—	1	1	—	—	—
623110	Nursing care facilities . . . . .	277	940	4 095	3	—	—	1	—	1	1	—	—	—
624	Social assistance . . . . .	(C)	(D)	(D)	14	9	2	1	2	—	—	—	—	—
<b>71</b>	<b>Arts, entertainment &amp; recreation</b> . . . . .	<b>24</b>	<b>100</b>	<b>432</b>	<b>7</b>	<b>6</b>	—	<b>1</b>	—	—	—	—	—	—
<b>72</b>	<b>Accommodation &amp; food services</b> . . . . .	<b>630</b>	<b>1 238</b>	<b>5 183</b>	<b>50</b>	<b>23</b>	<b>6</b>	<b>10</b>	<b>9</b>	<b>2</b>	—	—	—	—
722	Food services & drinking places . . . . .	586	1 100	4 419	45	20	6	9	8	2	—	—	—	—
7221	Full-service restaurants . . . . .	167	310	1 266	17	10	1	3	2	1	—	—	—	—
72211	Full-service restaurants . . . . .	167	310	1 266	17	10	1	3	2	1	—	—	—	—
722110	Full-service restaurants . . . . .	167	310	1 266	17	10	1	3	2	1	—	—	—	—
7222	Limited-service eating places . . . . .	410	781	3 095	24	6	5	6	6	1	—	—	—	—
72221	Limited-service eating places . . . . .	410	781	3 095	24	6	5	6	6	1	—	—	—	—
722211	Limited-service restaurants . . . . .	401	767	2 994	21	3	5	6	6	1	—	—	—	—
<b>81</b>	<b>Other services (except public administration)</b> . . . . .	<b>417</b>	<b>1 361</b>	<b>5 743</b>	<b>94</b>	<b>60</b>	<b>26</b>	<b>6</b>	<b>2</b>	—	—	—	—	—
811	Repair & maintenance . . . . .	120	578	2 459	30	21	6	3	—	—	—	—	—	—
813	Religious, grantmaking, civic, prof & like organizations . . . . .	207	429	1 845	48	32	13	1	2	—	—	—	—	—
8131	Religious organizations . . . . .	200	407	1 739	43	27	13	1	2	—	—	—	—	—
81311	Religious organizations . . . . .	200	407	1 739	43	27	13	1	2	—	—	—	—	—
813110	Religious organizations . . . . .	200	407	1 739	43	27	13	1	2	—	—	—	—	—
<b>99</b>	<b>Unclassified establishments</b> . . . . .	<b>7</b>	<b>89</b>	<b>440</b>	<b>10</b>	<b>10</b>	—	—	—	—	—	—	—	—
<b>TROUSDALE</b>														
	<b>Total</b> . . . . .	<b>1 233</b>	<b>6 572</b>	<b>25 218</b>	<b>120</b>	<b>70</b>	<b>22</b>	<b>15</b>	<b>8</b>	<b>2</b>	<b>3</b>	—	—	—
<b>22</b>	<b>Utilities</b> . . . . .	<b>(A)</b>	<b>(D)</b>	<b>(D)</b>	<b>2</b>	<b>2</b>	—	—	—	—	—	—	—	—
<b>23</b>	<b>Construction</b> . . . . .	<b>36</b>	<b>78</b>	<b>567</b>	<b>13</b>	<b>10</b>	<b>2</b>	<b>1</b>	—	—	—	—	—	—
<b>31-33</b>	<b>Manufacturing</b> . . . . .	<b>390</b>	<b>3 095</b>	<b>10 662</b>	<b>8</b>	<b>2</b>	—	<b>1</b>	<b>2</b>	<b>2</b>	<b>1</b>	—	—	—
316	Leather & allied product mfg . . . . .	(C)	(D)	(D)	1	—	—	—	—	—	1	—	—	—
3162	Footwear mfg . . . . .	(C)	(D)	(D)	1	—	—	—	—	—	1	—	—	—
31621	Footwear mfg . . . . .	(C)	(D)	(D)	1	—	—	—	—	—	1	—	—	—
332	Fabricated metal product mfg . . . . .	(C)	(D)	(D)	2	—	—	—	—	2	—	—	—	—
3326	Spring & wire product mfg . . . . .	(C)	(D)	(D)	2	—	—	—	—	2	—	—	—	—
33261	Spring & wire product mfg . . . . .	(C)	(D)	(D)	2	—	—	—	—	2	—	—	—	—
<b>42</b>	<b>Wholesale trade</b> . . . . .	<b>153</b>	<b>652</b>	<b>2 758</b>	<b>9</b>	<b>5</b>	<b>1</b>	<b>2</b>	—	—	<b>1</b>	—	—	—
422	Wholesale trade, nondurable goods . . . . .	148	612	2 464	6	2	1	2	—	—	1	—	—	—
4223	Apparel, piece goods & notions whse . . . . .	(C)	(D)	(D)	1	—	—	—	—	—	1	—	—	—
42234	Footwear whse . . . . .	(C)	(D)	(D)	1	—	—	—	—	—	1	—	—	—
<b>44-45</b>	<b>Retail trade</b> . . . . .	<b>191</b>	<b>629</b>	<b>2 503</b>	<b>29</b>	<b>16</b>	<b>6</b>	<b>5</b>	<b>2</b>	—	—	—	—	—
<b>48-49</b>	<b>Transportation &amp; warehousing</b> . . . . .	<b>30</b>	<b>177</b>	<b>541</b>	<b>4</b>	<b>2</b>	<b>1</b>	<b>1</b>	—	—	—	—	—	—
<b>52</b>	<b>Finance &amp; insurance</b> . . . . .	<b>56</b>	<b>419</b>	<b>1 632</b>	<b>6</b>	<b>3</b>	<b>2</b>	—	<b>1</b>	—	—	—	—	—
<b>53</b>	<b>Real estate &amp; rental &amp; leasing</b> . . . . .	<b>(A)</b>	<b>(D)</b>	<b>(D)</b>	<b>2</b>	<b>2</b>	—	—	—	—	—	—	—	—
<b>54</b>	<b>Professional, scientific &amp; technical services</b> . . . . .	<b>31</b>	<b>143</b>	<b>884</b>	<b>6</b>	<b>3</b>	<b>1</b>	<b>2</b>	—	—	—	—	—	—
<b>55</b>	<b>Management of companies &amp; enterprises</b> . . . . .	<b>(A)</b>	<b>(D)</b>	<b>(D)</b>	<b>2</b>	<b>1</b>	—	<b>1</b>	—	—	—	—	—	—
<b>56</b>	<b>Admin, support, waste mgt, remediation services</b> . . . . .	<b>6</b>	<b>22</b>	<b>102</b>	<b>3</b>	<b>2</b>	<b>1</b>	—	—	—	—	—	—	—
<b>61</b>	<b>Educational services</b> . . . . .	<b>(A)</b>	<b>(D)</b>	<b>(D)</b>	<b>1</b>	—	<b>1</b>	—	—	—	—	—	—	—
<b>62</b>	<b>Health care and social assistance</b> . . . . .	<b>214</b>	<b>996</b>	<b>3 999</b>	<b>15</b>	<b>8</b>	<b>4</b>	—	<b>2</b>	—	<b>1</b>	—	—	—
623	Nursing & residential care facilities . . . . .	(C)	(D)	(D)	1	—	—	—	—	—	1	—	—	—
6231	Nursing care facilities . . . . .	(C)	(D)	(D)	1	—	—	—	—	—	1	—	—	—
62311	Nursing care facilities . . . . .	(C)	(D)	(D)	1	—	—	—	—	—	1	—	—	—
<b>71</b>	<b>Arts, entertainment &amp; recreation</b> . . . . .	<b>(A)</b>	<b>(D)</b>	<b>(D)</b>	<b>1</b>	<b>1</b>	—	—	—	—	—	—	—	—
<b>72</b>	<b>Accommodation &amp; food services</b> . . . . .	<b>62</b>	<b>103</b>	<b>498</b>	<b>10</b>	<b>6</b>	<b>1</b>	<b>2</b>	<b>1</b>	—	—	—	—	—
<b>81</b>	<b>Other services (except public administration)</b> . . . . .	<b>24</b>	<b>88</b>	<b>421</b>	<b>9</b>	<b>7</b>	<b>2</b>	—	—	—	—	—	—	—

See footnotes at end of table.



**Table 6. Counties—Employees, Payroll, and Establishments by Industry: 2000—Con.**

[Excludes most government employees, railroad employees, and self-employed persons. Size class 1 to 4 includes establishments with payroll, but no employees, during mid-March pay period. (D) denotes figures withheld to avoid disclosing data for individual companies; the data are included in broader industry totals. Detailed industries with 100 or more employees are shown if industry was not a (D). For explanation of terms, abbreviations, and data reliability/comparability, see introductory text]

NAICS code	Industry	Number of employees for week including March 12	Payroll (\$1,000)		Total number of establishments	Number of establishments by employment-size class								
			First quarter	Annual		1 to 4	5 to 9	10 to 19	20 to 49	50 to 99	100 to 249	250 to 499	500 to 999	1,000 or more
<b>UNICOI</b>														
	<b>Total</b> .....	<b>3 733</b>	<b>25 373</b>	<b>101 362</b>	<b>259</b>	<b>137</b>	<b>67</b>	<b>31</b>	<b>12</b>	<b>5</b>	<b>5</b>	-	<b>2</b>	-
11	<b>Forestry, fishing, hunting, and agriculture support</b> .....	(A)	(D)	(D)	1	1	-	-	-	-	-	-	-	-
21	<b>Mining</b> .....	(A)	(D)	(D)	1	-	-	1	-	-	-	-	-	-
23	<b>Construction</b> .....	92	401	1 787	25	19	3	3	-	-	-	-	-	-
31-33	<b>Manufacturing</b> .....	1 392	10 669	42 040	20	6	3	2	3	2	3	-	1	-
326	Plastics & rubber products mfg .....	336	2 451	9 391	5	-	1	1	1	1	1	-	-	-
3261	Plastics product mfg .....	(C)	(D)	(D)	3	-	-	1	1	1	-	-	-	-
3262	Rubber product mfg .....	(C)	(D)	(D)	2	-	1	-	-	-	1	-	-	-
32621	Tire mfg .....	(C)	(D)	(D)	1	-	-	-	-	-	1	-	-	-
327	Nonmetallic mineral product mfg .....	(C)	(D)	(D)	3	1	-	-	1	-	1	-	-	-
3271	Clay product & refractory mfg .....	(C)	(D)	(D)	2	1	-	-	-	-	1	-	-	-
32712	Clay building material & refractories mfg .....	(C)	(D)	(D)	1	-	-	-	-	-	1	-	-	-
332	Fabricated metal product mfg .....	299	2 867	11 979	3	-	-	-	1	1	1	-	-	-
3329	Other fabricated metal product mfg .....	(E)	(D)	(D)	2	-	-	-	-	1	1	-	-	-
33299	All other fabricated metal product mfg .....	(E)	(D)	(D)	2	-	-	-	-	1	1	-	-	-
335	Electrical equip, appliance & component mfg .....	(F)	(D)	(D)	1	-	-	-	-	-	-	-	1	-
3353	Electrical equipment mfg .....	(F)	(D)	(D)	1	-	-	-	-	-	-	-	1	-
33531	Electrical equipment mfg .....	(F)	(D)	(D)	1	-	-	-	-	-	-	-	1	-
42	<b>Wholesale trade</b> .....	130	721	2 755	10	3	4	1	1	1	-	-	-	-
44-45	<b>Retail trade</b> .....	360	1 252	5 351	47	21	14	9	2	1	-	-	-	-
445	Food & beverage stores .....	(C)	(D)	(D)	7	3	1	-	2	1	-	-	-	-
4451	Grocery stores .....	(C)	(D)	(D)	7	3	1	-	2	1	-	-	-	-
44511	Grocery (except convenience) stores .....	(C)	(D)	(D)	5	2	-	-	2	1	-	-	-	-
48-49	<b>Transportation &amp; warehousing</b> .....	(A)	(D)	(D)	2	2	-	-	-	-	-	-	-	-
51	<b>Information</b> .....	(B)	(D)	(D)	4	1	1	2	-	-	-	-	-	-
52	<b>Finance &amp; insurance</b> .....	94	483	2 172	13	7	3	2	1	-	-	-	-	-
53	<b>Real estate &amp; rental &amp; leasing</b> .....	25	76	422	8	7	1	-	-	-	-	-	-	-
54	<b>Professional, scientific &amp; technical services</b> .....	19	54	228	11	9	2	-	-	-	-	-	-	-
56	<b>Admin, support, waste mgt, remediation services</b> .....	(F)	(D)	(D)	9	5	1	1	-	1	-	-	1	-
562	Waste management & remediation services .....	(F)	(D)	(D)	1	-	-	-	-	-	-	-	1	-
5622	Waste treatment & disposal .....	(F)	(D)	(D)	1	-	-	-	-	-	-	-	1	-
56221	Waste treatment & disposal .....	(F)	(D)	(D)	1	-	-	-	-	-	-	-	1	-
62	<b>Health care and social assistance</b> .....	493	2 416	10 116	28	13	10	2	1	-	2	-	-	-
621	Ambulatory health care services .....	127	650	3 013	20	7	10	2	1	-	-	-	-	-
622	Hospitals .....	(C)	(D)	(D)	1	-	-	-	-	-	1	-	-	-
6221	General medical & surgical hospitals .....	(C)	(D)	(D)	1	-	-	-	-	-	1	-	-	-
62211	General medical & surgical hospitals .....	(C)	(D)	(D)	1	-	-	-	-	-	1	-	-	-
623	Nursing & residential care facilities .....	(C)	(D)	(D)	1	-	-	-	-	-	1	-	-	-
6231	Nursing care facilities .....	(C)	(D)	(D)	1	-	-	-	-	-	1	-	-	-
62311	Nursing care facilities .....	(C)	(D)	(D)	1	-	-	-	-	-	1	-	-	-
71	<b>Arts, entertainment &amp; recreation</b> .....	(A)	(D)	(D)	2	1	1	-	-	-	-	-	-	-
72	<b>Accommodation &amp; food services</b> .....	217	422	1 685	23	9	6	4	4	-	-	-	-	-
722	Food services & drinking places .....	199	384	1 486	17	5	4	4	4	-	-	-	-	-
7222	Limited-service eating places .....	149	302	1 143	8	-	2	2	4	-	-	-	-	-
72221	Limited-service eating places .....	149	302	1 143	8	-	2	2	4	-	-	-	-	-
722211	Limited-service restaurants .....	149	302	1 143	8	-	2	2	4	-	-	-	-	-
81	<b>Other services (except public administration)</b> .....	235	789	3 291	53	32	17	4	-	-	-	-	-	-
813	Religious, grantmaking, civic, prof & like organizations .....	151	306	1 246	37	24	11	2	-	-	-	-	-	-
99	<b>Unclassified establishments</b> .....	(A)	(D)	(D)	2	1	1	-	-	-	-	-	-	-
<b>UNION</b>														
	<b>Total</b> .....	<b>2 061</b>	<b>10 385</b>	<b>42 978</b>	<b>189</b>	<b>109</b>	<b>35</b>	<b>22</b>	<b>11</b>	<b>9</b>	<b>3</b>	-	-	-
21	<b>Mining</b> .....	(A)	(D)	(D)	1	-	1	-	-	-	-	-	-	-
23	<b>Construction</b> .....	149	815	3 679	34	25	3	5	1	-	-	-	-	-
235	Special trade contractors .....	100	555	2 293	22	16	3	2	1	-	-	-	-	-

See footnotes at end of table.

**Table 6. Counties—Employees, Payroll, and Establishments by Industry: 2000—Con.**

[Excludes most government employees, railroad employees, and self-employed persons. Size class 1 to 4 includes establishments with payroll, but no employees, during mid-March pay period. (D) denotes figures withheld to avoid disclosing data for individual companies; the data are included in broader industry totals. Detailed industries with 100 or more employees are shown if industry was not a (D). For explanation of terms, abbreviations, and data reliability/comparability, see introductory text]

NAICS code	Industry	Number of employees for week including March 12	Payroll (\$1,000)		Total number of establishments	Number of establishments by employment-size class								
			First quarter	Annual		1 to 4	5 to 9	10 to 19	20 to 49	50 to 99	100 to 249	250 to 499	500 to 999	1,000 or more
<b>UNION—Con.</b>														
<b>31-33</b>	<b>Manufacturing</b> .....	<b>1 089</b>	<b>6 763</b>	<b>27 231</b>	<b>26</b>	<b>10</b>	<b>2</b>	—	<b>4</b>	<b>7</b>	<b>3</b>	—	—	—
315	Apparel manufacturing .....	(C)	(D)	(D)	3	1	—	—	—	2	—	—	—	—
3152	Cut & sew apparel mfg .....	(C)	(D)	(D)	3	1	—	—	—	2	—	—	—	—
31522	Men's, boys' cut & sew apparel mfg .....	(C)	(D)	(D)	2	—	—	—	—	2	—	—	—	—
321	Wood product mfg .....	(C)	(D)	(D)	4	2	1	—	—	—	1	—	—	—
3219	Other wood product mfg .....	(C)	(D)	(D)	4	2	1	—	—	—	1	—	—	—
32199	All other wood product mfg .....	(C)	(D)	(D)	1	—	—	—	—	—	1	—	—	—
326	Plastics & rubber products mfg .....	(C)	(D)	(D)	1	—	—	—	—	—	1	—	—	—
3261	Plastics product mfg .....	(C)	(D)	(D)	1	—	—	—	—	—	1	—	—	—
32619	Other plastics product mfg .....	(C)	(D)	(D)	1	—	—	—	—	—	1	—	—	—
327	Nonmetallic mineral product mfg .....	(C)	(D)	(D)	2	—	—	—	1	—	1	—	—	—
3274	Lime & gypsum product mfg .....	(C)	(D)	(D)	1	—	—	—	—	—	1	—	—	—
32741	Lime mfg .....	(C)	(D)	(D)	1	—	—	—	—	—	1	—	—	—
339	Miscellaneous mfg .....	(C)	(D)	(D)	3	—	—	—	—	3	—	—	—	—
3391	Medical equipment & supplies mfg .....	(C)	(D)	(D)	3	—	—	—	—	3	—	—	—	—
33911	Medical equipment & supplies mfg .....	(C)	(D)	(D)	3	—	—	—	—	3	—	—	—	—
<b>42</b>	<b>Wholesale trade</b> .....	<b>63</b>	<b>163</b>	<b>775</b>	<b>10</b>	<b>7</b>	<b>1</b>	<b>1</b>	<b>1</b>	—	—	—	—	—
<b>44-45</b>	<b>Retail trade</b> .....	<b>222</b>	<b>864</b>	<b>3 793</b>	<b>38</b>	<b>14</b>	<b>15</b>	<b>8</b>	<b>1</b>	—	—	—	—	—
<b>48-49</b>	<b>Transportation &amp; warehousing</b> .....	<b>46</b>	<b>164</b>	<b>631</b>	<b>10</b>	<b>8</b>	—	<b>1</b>	<b>1</b>	—	—	—	—	—
<b>51</b>	<b>Information</b> .....	<b>(A)</b>	<b>(D)</b>	<b>(D)</b>	<b>2</b>	<b>2</b>	—	—	—	—	—	—	—	—
<b>52</b>	<b>Finance &amp; insurance</b> .....	<b>69</b>	<b>298</b>	<b>1 277</b>	<b>10</b>	<b>5</b>	<b>3</b>	<b>1</b>	<b>1</b>	—	—	—	—	—
<b>53</b>	<b>Real estate &amp; rental &amp; leasing</b> .....	<b>9</b>	<b>23</b>	<b>98</b>	<b>4</b>	<b>4</b>	—	—	—	—	—	—	—	—
<b>54</b>	<b>Professional, scientific &amp; technical services</b> .....	<b>22</b>	<b>52</b>	<b>153</b>	<b>7</b>	<b>6</b>	—	<b>1</b>	—	—	—	—	—	—
<b>56</b>	<b>Admin, support, waste mgt, remediation services</b> .....	<b>17</b>	<b>64</b>	<b>276</b>	<b>4</b>	<b>3</b>	—	<b>1</b>	—	—	—	—	—	—
<b>62</b>	<b>Health care and social assistance</b> .....	<b>122</b>	<b>508</b>	<b>2 275</b>	<b>12</b>	<b>6</b>	<b>4</b>	<b>1</b>	—	<b>1</b>	—	—	—	—
<b>71</b>	<b>Arts, entertainment &amp; recreation</b> .....	<b>(A)</b>	<b>(D)</b>	<b>(D)</b>	<b>2</b>	—	<b>2</b>	—	—	—	—	—	—	—
<b>72</b>	<b>Accommodation &amp; food services</b> .....	<b>169</b>	<b>301</b>	<b>1 300</b>	<b>10</b>	<b>4</b>	<b>1</b>	<b>2</b>	<b>2</b>	<b>1</b>	—	—	—	—
722	Food services & drinking places .....	169	301	1 300	10	4	1	2	2	1	—	—	—	—
7222	Limited-service eating places .....	158	267	1 167	6	1	—	2	2	1	—	—	—	—
72221	Limited-service eating places .....	158	267	1 167	6	1	—	2	2	1	—	—	—	—
722211	Limited-service restaurants .....	158	267	1 167	6	1	—	2	2	1	—	—	—	—
<b>81</b>	<b>Other services (except public administration)</b> .....	<b>50</b>	<b>212</b>	<b>864</b>	<b>14</b>	<b>10</b>	<b>3</b>	<b>1</b>	—	—	—	—	—	—
<b>95</b>	<b>Auxiliaries (exc corporate, subsidiary &amp; regional mgt)</b> .....	<b>(A)</b>	<b>(D)</b>	<b>(D)</b>	<b>1</b>	<b>1</b>	—	—	—	—	—	—	—	—
<b>99</b>	<b>Unclassified establishments</b> .....	<b>5</b>	<b>19</b>	<b>25</b>	<b>4</b>	<b>4</b>	—	—	—	—	—	—	—	—
<b>VAN BUREN</b>														
	<b>Total</b> .....	<b>655</b>	<b>4 456</b>	<b>20 482</b>	<b>50</b>	<b>36</b>	<b>6</b>	<b>5</b>	<b>1</b>	<b>1</b>	—	<b>1</b>	—	—
<b>11</b>	<b>Forestry, fishing, hunting, and agriculture support</b> .....	<b>36</b>	<b>144</b>	<b>646</b>	<b>6</b>	<b>2</b>	<b>3</b>	<b>1</b>	—	—	—	—	—	—
<b>22</b>	<b>Utilities</b> .....	<b>(A)</b>	<b>(D)</b>	<b>(D)</b>	<b>2</b>	<b>2</b>	—	—	—	—	—	—	—	—
<b>23</b>	<b>Construction</b> .....	<b>10</b>	<b>42</b>	<b>251</b>	<b>4</b>	<b>3</b>	<b>1</b>	—	—	—	—	—	—	—
<b>31-33</b>	<b>Manufacturing</b> .....	<b>(E)</b>	<b>(D)</b>	<b>(D)</b>	<b>6</b>	<b>2</b>	<b>1</b>	<b>2</b>	—	—	—	<b>1</b>	—	—
332	Fabricated metal product mfg .....	(E)	(D)	(D)	1	—	—	—	—	—	—	1	—	—
3321	Forging & stamping .....	(E)	(D)	(D)	1	—	—	—	—	—	—	1	—	—
33211	Forging & stamping .....	(E)	(D)	(D)	1	—	—	—	—	—	—	1	—	—
<b>42</b>	<b>Wholesale trade</b> .....	<b>(B)</b>	<b>(D)</b>	<b>(D)</b>	<b>1</b>	—	—	—	<b>1</b>	—	—	—	—	—
<b>44-45</b>	<b>Retail trade</b> .....	<b>27</b>	<b>87</b>	<b>368</b>	<b>7</b>	<b>6</b>	—	<b>1</b>	—	—	—	—	—	—
<b>48-49</b>	<b>Transportation &amp; warehousing</b> .....	<b>(A)</b>	<b>(D)</b>	<b>(D)</b>	<b>1</b>	<b>1</b>	—	—	—	—	—	—	—	—
<b>52</b>	<b>Finance &amp; insurance</b> .....	<b>(A)</b>	<b>(D)</b>	<b>(D)</b>	<b>2</b>	<b>1</b>	—	<b>1</b>	—	—	—	—	—	—
<b>53</b>	<b>Real estate &amp; rental &amp; leasing</b> .....	<b>(A)</b>	<b>(D)</b>	<b>(D)</b>	<b>2</b>	<b>2</b>	—	—	—	—	—	—	—	—
<b>54</b>	<b>Professional, scientific &amp; technical services</b> .....	<b>(A)</b>	<b>(D)</b>	<b>(D)</b>	<b>4</b>	<b>4</b>	—	—	—	—	—	—	—	—
<b>56</b>	<b>Admin, support, waste mgt, remediation services</b> .....	<b>(A)</b>	<b>(D)</b>	<b>(D)</b>	<b>1</b>	<b>1</b>	—	—	—	—	—	—	—	—
<b>62</b>	<b>Health care and social assistance</b> .....	<b>83</b>	<b>329</b>	<b>1 364</b>	<b>6</b>	<b>4</b>	<b>1</b>	—	—	<b>1</b>	—	—	—	—
<b>72</b>	<b>Accommodation &amp; food services</b> .....	<b>(A)</b>	<b>(D)</b>	<b>(D)</b>	<b>1</b>	<b>1</b>	—	—	—	—	—	—	—	—
<b>81</b>	<b>Other services (except public administration)</b> .....	<b>7</b>	<b>9</b>	<b>42</b>	<b>5</b>	<b>5</b>	—	—	—	—	—	—	—	—
<b>99</b>	<b>Unclassified establishments</b> .....	<b>(A)</b>	<b>(D)</b>	<b>(D)</b>	<b>2</b>	<b>2</b>	—	—	—	—	—	—	—	—

See footnotes at end of table.

**Table 6. Counties—Employees, Payroll, and Establishments by Industry: 2000—Con.**

[Excludes most government employees, railroad employees, and self-employed persons. Size class 1 to 4 includes establishments with payroll, but no employees, during mid-March pay period. (D) denotes figures withheld to avoid disclosing data for individual companies; the data are included in broader industry totals. Detailed industries with 100 or more employees are shown if industry was not a (D). For explanation of terms, abbreviations, and data reliability/comparability, see introductory text]

NAICS code	Industry	Number of employees for week including March 12	Payroll (\$1,000)		Total number of establishments	Number of establishments by employment-size class								
			First quarter	Annual		1 to 4	5 to 9	10 to 19	20 to 49	50 to 99	100 to 249	250 to 499	500 to 999	1,000 or more
<b>WARREN</b>														
	<b>Total</b> .....	<b>13 839</b>	<b>81 971</b>	<b>333 947</b>	<b>776</b>	<b>429</b>	<b>159</b>	<b>86</b>	<b>64</b>	<b>20</b>	<b>8</b>	<b>6</b>	<b>3</b>	<b>1</b>
11	Forestry, fishing, hunting, and agriculture support .....	(A)	(D)	(D)	2	1	1	—	—	—	—	—	—	—
21	Mining .....	(B)	(D)	(D)	2	—	1	1	—	—	—	—	—	—
22	Utilities .....	(B)	(D)	(D)	1	—	—	—	—	1	—	—	—	—
23	Construction .....	430	2 610	12 643	64	41	11	6	5	1	—	—	—	—
235	Special trade contractors .....	278	1 726	8 056	40	25	9	3	2	1	—	—	—	—
31-33	<b>Manufacturing</b> .....	<b>6 405</b>	<b>46 467</b>	<b>192 673</b>	<b>62</b>	<b>15</b>	<b>5</b>	<b>8</b>	<b>17</b>	<b>6</b>	<b>5</b>	<b>3</b>	<b>2</b>	<b>1</b>
315	Apparel manufacturing .....	274	943	3 885	4	1	—	1	1	—	1	—	—	—
3152	Cut & sew apparel mfg .....	274	943	3 885	4	1	—	1	1	—	1	—	—	—
31521	Cut & sew apparel contractors .....	(E)	(D)	(D)	2	—	—	1	—	—	1	—	—	—
321	Wood product mfg .....	428	2 592	12 193	9	1	—	4	1	1	2	—	—	—
3211	Sawmills & wood preservation .....	(C)	(D)	(D)	3	1	—	1	—	—	1	—	—	—
32111	Sawmills & wood preservation .....	(C)	(D)	(D)	3	1	—	1	—	—	1	—	—	—
3219	Other wood product mfg .....	(E)	(D)	(D)	6	—	—	3	1	1	1	—	—	—
32191	Millwork .....	(C)	(D)	(D)	3	—	—	1	—	1	1	—	—	—
326	Plastics & rubber products mfg .....	566	3 611	12 741	6	2	—	—	3	—	—	—	1	—
3261	Plastics product mfg .....	566	3 611	12 741	6	2	—	—	3	—	—	—	1	—
32619	Other plastics product mfg .....	(F)	(D)	(D)	5	1	—	—	3	—	—	—	1	—
332	Fabricated metal product mfg .....	659	5 276	21 851	9	1	—	2	2	2	1	1	—	—
3323	Architectural & structural metals mfg .....	(C)	(D)	(D)	2	—	—	—	1	—	1	—	—	—
33232	Ornamental & architectural metal prod mfg .....	(C)	(D)	(D)	1	—	—	—	—	—	1	—	—	—
3329	Other fabricated metal product mfg .....	(E)	(D)	(D)	1	—	—	—	—	—	—	—	1	—
33291	Metal valve mfg .....	(E)	(D)	(D)	1	—	—	—	—	—	—	—	1	—
333	Machinery mfg .....	2 090	16 938	74 020	17	4	2	1	6	2	1	—	—	1
3332	Industrial machinery mfg .....	(C)	(D)	(D)	2	—	—	—	1	—	1	—	—	—
33321	Sawmill & woodworking machinery mfg .....	(C)	(D)	(D)	2	—	—	—	1	—	1	—	—	—
3334	HVAC & commercial refrigeration equipment mfg .....	(G)	(D)	(D)	1	—	—	—	—	—	—	—	—	1
33341	HVAC & commercial refrigeration equipment mfg .....	(G)	(D)	(D)	1	—	—	—	—	—	—	—	—	1
3335	Metalworking machinery mfg .....	(E)	(D)	(D)	14	4	2	1	5	2	—	—	—	—
33351	Metalworking machinery mfg .....	(E)	(D)	(D)	14	4	2	1	5	2	—	—	—	—
333514	Special die, tool, die set, jig & fixture mfg ..	171	1 313	5 351	7	2	1	1	2	1	—	—	—	—
335	Electrical equip, appliance & component mfg .....	(F)	(D)	(D)	1	—	—	—	—	—	—	—	—	1
3353	Electrical equipment mfg .....	(F)	(D)	(D)	1	—	—	—	—	—	—	—	—	1
33531	Electrical equipment mfg .....	(F)	(D)	(D)	1	—	—	—	—	—	—	—	—	1
336	Transportation equipment mfg .....	(F)	(D)	(D)	3	1	1	—	—	—	—	—	—	1
3363	Motor vehicle parts mfg .....	(F)	(D)	(D)	2	1	—	—	—	—	—	—	—	1
33633	Motor vehicle steering & suspension parts mfg .....	(F)	(D)	(D)	1	—	—	—	—	—	—	—	—	1
339	Miscellaneous mfg .....	(E)	(D)	(D)	1	—	—	—	—	—	—	—	—	1
3399	Other miscellaneous mfg .....	(E)	(D)	(D)	1	—	—	—	—	—	—	—	—	1
33999	All other misc mfg .....	(E)	(D)	(D)	1	—	—	—	—	—	—	—	—	1
42	<b>Wholesale trade</b> .....	<b>432</b>	<b>2 526</b>	<b>9 957</b>	<b>48</b>	<b>22</b>	<b>11</b>	<b>7</b>	<b>7</b>	<b>1</b>	—	—	—	—
421	Wholesale trade, durable goods .....	284	1 646	7 111	33	16	8	4	4	1	—	—	—	—
422	Wholesale trade, nondurable goods .....	148	880	2 846	15	6	3	3	3	—	—	—	—	—
44-45	<b>Retail trade</b> .....	<b>1 825</b>	<b>7 050</b>	<b>29 420</b>	<b>175</b>	<b>86</b>	<b>53</b>	<b>18</b>	<b>14</b>	<b>3</b>	—	<b>1</b>	—	—
441	Motor vehicle & parts dealers .....	203	988	4 393	20	9	4	3	4	—	—	—	—	—
4411	Automobile dealers .....	136	697	3 151	11	6	1	—	4	—	—	—	—	—
444	Bldg material & garden equip & supp dealers .....	176	901	3 984	18	6	5	5	2	—	—	—	—	—
4441	Building material & supplies dealers .....	120	644	2 940	14	5	4	4	1	—	—	—	—	—
445	Food & beverage stores .....	339	1 013	3 978	23	10	6	1	4	2	—	—	—	—
4451	Grocery stores .....	339	1 013	3 978	23	10	6	1	4	2	—	—	—	—
44511	Grocery (except convenience) stores .....	309	924	3 681	16	5	5	—	4	2	—	—	—	—
445110	Grocery (except convenience) stores .....	309	924	3 681	16	5	5	—	4	2	—	—	—	—
446	Health & personal care stores .....	128	476	2 524	11	2	6	1	2	—	—	—	—	—
4461	Health & personal care stores .....	128	476	2 524	11	2	6	1	2	—	—	—	—	—
44611	Pharmacies & drug stores .....	102	356	1 918	6	—	3	1	2	—	—	—	—	—
446110	Pharmacies & drug stores .....	102	356	1 918	6	—	3	1	2	—	—	—	—	—
447	Gasoline stations .....	108	365	1 462	17	9	5	3	—	—	—	—	—	—
4471	Gasoline stations .....	108	365	1 462	17	9	5	3	—	—	—	—	—	—
44711	Gasoline stations with convenience stores ..	101	338	1 370	14	6	5	3	—	—	—	—	—	—
447110	Gasoline stations with convenience stores ..	101	338	1 370	14	6	5	3	—	—	—	—	—	—
448	Clothing & clothing accessories stores .....	135	351	1 418	26	20	4	—	2	—	—	—	—	—
452	General merchandise stores .....	515	2 056	8 087	10	2	4	2	—	1	—	1	—	—
4529	Other general merchandise stores .....	(E)	(D)	(D)	9	2	4	2	—	—	—	—	—	—
45291	Warehouse clubs & superstores .....	(E)	(D)	(D)	1	—	—	—	—	—	—	—	—	—
48-49	<b>Transportation &amp; warehousing</b> .....	<b>188</b>	<b>912</b>	<b>4 726</b>	<b>19</b>	<b>8</b>	<b>5</b>	<b>4</b>	<b>2</b>	—	—	—	—	—
484	Truck transportation .....	134	679	3 568	9	3	2	2	2	—	—	—	—	—

See footnotes at end of table.

**Table 6. Counties—Employees, Payroll, and Establishments by Industry: 2000—Con.**

[Excludes most government employees, railroad employees, and self-employed persons. Size class 1 to 4 includes establishments with payroll, but no employees, during mid-March pay period. (D) denotes figures withheld to avoid disclosing data for individual companies; the data are included in broader industry totals. Detailed industries with 100 or more employees are shown if industry was not a (D). For explanation of terms, abbreviations, and data reliability/comparability, see introductory text]

NAICS code	Industry	Number of employees for week including March 12	Payroll (\$1,000)		Total number of establishments	Number of establishments by employment-size class								
			First quarter	Annual		1 to 4	5 to 9	10 to 19	20 to 49	50 to 99	100 to 249	250 to 499	500 to 999	1,000 or more
<b>WARREN—Con.</b>														
<b>51</b>	<b>Information</b>	<b>224</b>	<b>1 591</b>	<b>6 679</b>	<b>13</b>	<b>5</b>	<b>4</b>	<b>2</b>		<b>1</b>	<b>1</b>			
513	Broadcasting & telecommunications	133	1 273	5 276	8	5	1	1			1			
5133	Telecommunications	(C)	(D)	(D)	6	4	1				1			
51331	Wired telecommunications carriers	(C)	(D)	(D)	5	3	1				1			
<b>52</b>	<b>Finance &amp; insurance</b>	<b>979</b>	<b>7 112</b>	<b>22 769</b>	<b>47</b>	<b>37</b>	<b>5</b>	<b>1</b>	<b>1</b>	<b>2</b>			<b>1</b>	
522	Credit intermediation & related activities	942	6 888	21 803	29	20	4	1	1	2				1
5221	Depository credit intermediation	907	6 633	20 869	14	7	2	1	1	2				1
52211	Commercial banking	(F)	(D)	(D)	11	6	2			2				1
<b>53</b>	<b>Real estate &amp; rental &amp; leasing</b>	<b>84</b>	<b>362</b>	<b>1 453</b>	<b>24</b>	<b>16</b>	<b>5</b>	<b>3</b>						
<b>54</b>	<b>Professional, scientific &amp; technical services</b>	<b>125</b>	<b>616</b>	<b>2 413</b>	<b>41</b>	<b>30</b>	<b>8</b>	<b>3</b>						
541	Professional, scientific & technical services	125	616	2 413	41	30	8	3						
<b>55</b>	<b>Management of companies &amp; enterprises</b>	<b>5</b>	<b>49</b>	<b>144</b>	<b>3</b>	<b>3</b>								
<b>56</b>	<b>Admin, support, waste mgt, remediation services</b>	<b>833</b>	<b>2 315</b>	<b>8 881</b>	<b>30</b>	<b>18</b>	<b>3</b>	<b>1</b>	<b>5</b>	<b>2</b>		<b>1</b>		
561	Administrative & support services	(F)	(D)	(D)	29	17	3	1	5	2		1		
5613	Employment services	637	1 727	6 274	4				1	2		1		
56131	Employment placement agencies	(C)	(D)	(D)	2				1	1				
56132	Temporary help services	(F)	(D)	(D)	2					1		1		
5617	Services to buildings & dwellings	172	519	2 048	18	12	1	1	4					
<b>61</b>	<b>Educational services</b>	<b>43</b>	<b>112</b>	<b>480</b>	<b>6</b>	<b>5</b>			<b>1</b>					
<b>62</b>	<b>Health care and social assistance</b>	<b>1 073</b>	<b>6 558</b>	<b>26 276</b>	<b>85</b>	<b>46</b>	<b>24</b>	<b>10</b>	<b>2</b>		<b>2</b>	<b>1</b>		
621	Ambulatory health care services	317	2 337	9 951	51	24	18	8	1					
6211	Offices of physicians	152	1 336	5 418	26	12	9	5						
62111	Offices of physicians	152	1 336	5 418	26	12	9	5						
621111	Offices of physicians (exc mental health)	133	1 211	4 877	23	11	8	4						
622	Hospitals	(E)	(D)	(D)	1							1		
6221	General medical & surgical hospitals	(E)	(D)	(D)	1							1		
62211	General medical & surgical hospitals	(E)	(D)	(D)	1							1		
623	Nursing & residential care facilities	239	1 069	4 442	8	4	1	1			2			
6231	Nursing care facilities	227	1 033	4 306	3			1			2			
62311	Nursing care facilities	227	1 033	4 306	3			1			2			
623110	Nursing care facilities	227	1 033	4 306	3			1			2			
624	Social assistance	(C)	(D)	(D)	25	18	5	1	1					
<b>71</b>	<b>Arts, entertainment &amp; recreation</b>	<b>52</b>	<b>193</b>	<b>946</b>	<b>7</b>	<b>4</b>	<b>1</b>	<b>1</b>	<b>1</b>					
<b>72</b>	<b>Accommodation &amp; food services</b>	<b>704</b>	<b>1 586</b>	<b>6 340</b>	<b>54</b>	<b>23</b>	<b>6</b>	<b>13</b>	<b>9</b>	<b>3</b>				
722	Food services & drinking places	665	1 502	5 990	46	18	5	11	9	3				
7221	Full-service restaurants	232	536	2 050	23	12	2	5	3	1				
72211	Full-service restaurants	232	536	2 050	23	12	2	5	3	1				
722110	Full-service restaurants	232	536	2 050	23	12	2	5	3	1				
7222	Limited-service eating places	409	924	3 763	20	5	2	5	6	2				
72221	Limited-service eating places	409	924	3 763	20	5	2	5	6	2				
722211	Limited-service restaurants	393	892	3 652	16	2	1	5	6	2				
<b>81</b>	<b>Other services (except public administration)</b>	<b>337</b>	<b>1 098</b>	<b>4 715</b>	<b>84</b>	<b>60</b>	<b>16</b>	<b>8</b>						
813	Religious, grantmaking, civic, prof & like organizations	171	440	1 863	38	30	2	6						
8131	Religious organizations	114	291	1 249	26	21	1	4						
81311	Religious organizations	114	291	1 249	26	21	1	4						
813110	Religious organizations	114	291	1 249	26	21	1	4						
<b>99</b>	<b>Unclassified establishments</b>	<b>5</b>	<b>18</b>	<b>111</b>	<b>9</b>	<b>9</b>								
<b>WASHINGTON</b>														
	<b>Total</b>	<b>51 649</b>	<b>294 585</b>	<b>1 204 151</b>	<b>2 748</b>	<b>1 337</b>	<b>588</b>	<b>380</b>	<b>255</b>	<b>106</b>	<b>55</b>	<b>18</b>	<b>3</b>	<b>6</b>
<b>11</b>	<b>Forestry, fishing, hunting, and agriculture support</b>	<b>7</b>	<b>4</b>	<b>84</b>	<b>4</b>	<b>4</b>								
<b>21</b>	<b>Mining</b>	<b>(A)</b>	<b>(D)</b>	<b>(D)</b>	<b>1</b>		<b>1</b>							
<b>22</b>	<b>Utilities</b>	<b>(B)</b>	<b>(D)</b>	<b>(D)</b>	<b>2</b>			<b>1</b>		<b>1</b>				
<b>23</b>	<b>Construction</b>	<b>2 425</b>	<b>16 015</b>	<b>69 116</b>	<b>222</b>	<b>126</b>	<b>36</b>	<b>31</b>	<b>22</b>	<b>5</b>	<b>1</b>	<b>1</b>		
233	Building, developing & general contracting	737	4 006	16 942	82	51	16	6	6	3				
2332	Residential building construction	(E)	(D)	(D)	62	45	12	2	3					
23321	Single-family housing construction	290	1 271	5 367	60	44	11	2	3					
233210	Single-family housing construction	290	1 271	5 367	60	44	11	2	3					
2333	Nonresidential building construction	(E)	(D)	(D)	16	4	4	3	2	3				
23332	Commercial & institutional bldg construction	379	2 308	9 706	14	4	2	3	2	3				
233320	Commercial & institutional bldg construction	379	2 308	9 706	14	4	2	3	2	3				
234	Heavy construction	308	3 124	11 545	7	2	2	1		1	1			
2349	Other heavy construction	(E)	(D)	(D)	6	1	2	1		1	1			
23499	All other heavy construction	(C)	(D)	(D)	3		2				1			

See footnotes at end of table.

**Table 6. Counties—Employees, Payroll, and Establishments by Industry: 2000—Con.**

[Excludes most government employees, railroad employees, and self-employed persons. Size class 1 to 4 includes establishments with payroll, but no employees, during mid-March pay period. (D) denotes figures withheld to avoid disclosing data for individual companies; the data are included in broader industry totals. Detailed industries with 100 or more employees are shown if industry was not a (D). For explanation of terms, abbreviations, and data reliability/comparability, see introductory text]

NAICS code	Industry	Number of employees for week including March 12	Payroll (\$1,000)		Total number of establishments	Number of establishments by employment-size class									
			First quarter	Annual		1 to 4	5 to 9	10 to 19	20 to 49	50 to 99	100 to 249	250 to 499	500 to 999	1,000 or more	
<b>23</b>	<b>WASHINGTON—Con.</b>														
	<b>Construction—Con.</b>														
235	Special trade contractors .....	1 380	8 885	40 629	133	73	18	24	16	1	—	1	—	—	—
2351	Plumbing, heating & AC contractor .....	252	1 628	6 276	26	15	3	3	4	1	—	—	—	—	—
23511	Plumbing, heating & AC contractor .....	252	1 628	6 276	26	15	3	3	4	1	—	—	—	—	—
235110	Plumbing, heating & AC contractor .....	252	1 628	6 276	26	15	3	3	4	1	—	—	—	—	—
2353	Electrical contractors .....	590	4 364	21 470	27	13	2	5	6	—	—	1	—	—	—
23531	Electrical contractors .....	590	4 364	21 470	27	13	2	5	6	—	—	1	—	—	—
235310	Electrical contractors .....	590	4 364	21 470	27	13	2	5	6	—	—	1	—	—	—
2354	Masonry, drywall, insulation, tile contractors .....	151	847	3 858	17	8	3	4	2	—	—	—	—	—	—
2359	Other special trade contractors .....	200	1 152	4 727	28	16	2	7	3	—	—	—	—	—	—
<b>31-33</b>	<b>Manufacturing .....</b>	<b>10 109</b>	<b>65 808</b>	<b>258 463</b>	<b>152</b>	<b>38</b>	<b>26</b>	<b>23</b>	<b>27</b>	<b>15</b>	<b>9</b>	<b>10</b>	<b>3</b>	<b>1</b>	
313	Textile mills .....	1 229	6 684	25 210	6	1	—	—	—	1	2	1	1	—	—
3131	Fiber, yarn & thread mills .....	(C)	(D)	(D)	1	—	—	—	—	—	1	—	—	—	—
31311	Fiber, yarn & thread mills .....	(C)	(D)	(D)	1	—	—	—	—	—	1	—	—	—	—
3132	Fabric mills .....	(F)	(D)	(D)	3	—	—	—	—	1	—	1	1	—	—
31321	Broadwoven fabric mills .....	(F)	(D)	(D)	2	—	—	—	—	1	—	—	1	—	—
31324	Knit fabric mills .....	(E)	(D)	(D)	1	—	—	—	—	—	—	1	—	—	—
3133	Textile, fabric finishing, fabric coating mills .....	(C)	(D)	(D)	2	1	—	—	—	—	1	—	—	—	—
31331	Textile & fabric finishing mills .....	(C)	(D)	(D)	2	1	—	—	—	—	1	—	—	—	—
321	Wood product mfg .....	583	3 879	17 359	12	3	2	2	3	1	—	1	—	—	—
3219	Other wood product mfg .....	438	3 099	12 678	7	2	2	1	1	—	—	1	—	—	—
32191	Millwork .....	(E)	(D)	(D)	2	—	1	—	—	—	—	1	—	—	—
322	Paper mfg .....	221	1 245	5 090	4	—	1	—	1	2	—	—	—	—	—
3222	Converted paper product mfg .....	221	1 245	5 090	4	—	1	—	1	2	—	—	—	—	—
323	Printing & related support activities .....	679	4 367	18 363	16	4	3	3	3	1	1	1	—	—	—
3231	Printing & related support activities .....	679	4 367	18 363	16	4	3	3	3	1	1	1	—	—	—
32311	Printing .....	669	4 327	18 209	13	2	2	3	3	1	1	1	—	—	—
323110	Commercial lithographic printing .....	139	863	3 252	6	2	1	1	1	1	—	—	—	—	—
326	Plastics & rubber products mfg .....	253	2 203	7 984	6	1	—	2	2	—	1	—	—	—	—
3262	Rubber product mfg .....	(C)	(D)	(D)	2	—	—	—	1	—	1	—	—	—	—
32629	Other rubber product mfg .....	(C)	(D)	(D)	1	—	—	—	—	—	1	—	—	—	—
327	Nonmetallic mineral product mfg .....	242	1 713	7 211	9	2	—	1	5	1	—	—	—	—	—
331	Primary metal mfg .....	(E)	(D)	(D)	1	—	—	—	—	—	—	1	—	—	—
3314	Nonferrous (exc alum) production & processing .....	(E)	(D)	(D)	1	—	—	—	—	—	—	1	—	—	—
33141	Nonferrous (exc aluminum) smelting & refining .....	(E)	(D)	(D)	1	—	—	—	—	—	—	1	—	—	—
332	Fabricated metal product mfg .....	776	4 845	20 814	24	5	8	2	4	2	3	—	—	—	—
3322	Cutlery & handtool mfg .....	(E)	(D)	(D)	2	—	—	—	—	—	2	—	—	—	—
33221	Cutlery & handtool mfg .....	(E)	(D)	(D)	2	—	—	—	—	—	2	—	—	—	—
3323	Architectural & structural metals mfg .....	164	848	4 118	3	—	1	—	1	—	1	—	—	—	—
33232	Ornamental & architectural metal prod mfg .....	164	848	4 118	3	—	1	—	1	—	1	—	—	—	—
3327	Mach shops, turn prod, screw, nut, bolt mfg .....	225	1 726	7 422	16	5	6	1	3	1	—	—	—	—	—
33271	Machine shops .....	(C)	(D)	(D)	15	5	6	1	2	1	—	—	—	—	—
333	Machinery mfg .....	1 638	12 493	42 301	16	3	4	5	—	—	1	2	1	—	—
3331	Ag, construction & mining machinery mfg .....	(C)	(D)	(D)	1	—	—	—	—	—	1	—	—	—	—
33312	Construction machinery mfg .....	(C)	(D)	(D)	1	—	—	—	—	—	1	—	—	—	—
3334	HVAC & commercial refrigeration equipment mfg .....	(F)	(D)	(D)	1	—	—	—	—	—	—	—	1	—	—
33341	HVAC & commercial refrigeration equipment mfg .....	(F)	(D)	(D)	1	—	—	—	—	—	—	—	1	—	—
3335	Metalworking machinery mfg .....	(E)	(D)	(D)	4	1	—	2	—	—	—	1	—	—	—
33351	Metalworking machinery mfg .....	(E)	(D)	(D)	4	1	—	2	—	—	—	1	—	—	—
3339	Other general purpose machinery mfg .....	438	4 159	8 806	7	2	3	1	—	—	—	1	—	—	—
33391	Pump & compressor mfg .....	(E)	(D)	(D)	1	—	—	—	—	—	—	1	—	—	—
334	Computer & electronic product mfg .....	159	706	2 826	8	5	—	1	—	2	—	—	—	—	—
3345	Nav, measuring, medical, control instruments mfg .....	(C)	(D)	(D)	6	3	—	1	—	2	—	—	—	—	—
33451	Nav, measuring, medical, control instruments mfg .....	(C)	(D)	(D)	6	3	—	1	—	2	—	—	—	—	—
335	Electrical equip, appliance & component mfg .....	(G)	(D)	(D)	2	—	—	—	1	—	—	—	—	—	1
3352	Household appliance mfg .....	(G)	(D)	(D)	1	—	—	—	—	—	—	—	—	—	1
33522	Major appliance mfg .....	(G)	(D)	(D)	1	—	—	—	—	—	—	—	—	—	1
336	Transportation equipment mfg .....	990	9 287	35 640	5	—	1	—	1	1	—	1	1	—	—
3363	Motor vehicle parts mfg .....	(F)	(D)	(D)	4	—	1	—	—	1	—	1	1	—	—
33634	Motor vehicle brake system mfg .....	(E)	(D)	(D)	1	—	—	—	—	—	—	1	—	—	—
33639	Other motor vehicle parts mfg .....	(F)	(D)	(D)	1	—	—	—	—	—	—	—	1	—	—
337	Furniture & related product mfg .....	907	4 739	20 171	12	2	2	2	2	2	—	2	—	—	—
3371	HH & institutional furniture & kitchen cabinet mfg .....	788	3 984	17 317	9	2	1	2	1	1	—	2	—	—	—
33712	Household & institutional furniture mfg .....	(F)	(D)	(D)	6	2	—	1	1	—	—	2	—	—	—
3379	Other furniture related product mfg .....	(C)	(D)	(D)	2	—	—	—	1	1	—	—	—	—	—
339	Miscellaneous mfg .....	568	3 181	12 340	16	8	3	1	2	—	1	1	—	—	—
3391	Medical equipment & supplies mfg .....	317	1 927	7 125	7	3	1	1	1	—	—	1	—	—	—
33911	Medical equipment & supplies mfg .....	317	1 927	7 125	7	3	1	1	1	—	—	1	—	—	—
3399	Other miscellaneous mfg .....	251	1 254	5 215	9	5	2	—	1	—	1	—	—	—	—
33999	All other misc mfg .....	(C)	(D)	(D)	3	2	—	—	—	—	1	—	—	—	—

See footnotes at end of table.

**Table 6. Counties—Employees, Payroll, and Establishments by Industry: 2000—Con.**

[Excludes most government employees, railroad employees, and self-employed persons. Size class 1 to 4 includes establishments with payroll, but no employees, during mid-March pay period. (D) denotes figures withheld to avoid disclosing data for individual companies; the data are included in broader industry totals. Detailed industries with 100 or more employees are shown if industry was not a (D). For explanation of terms, abbreviations, and data reliability/comparability, see introductory text]

NAICS code	Industry	Number of employees for week including March 12	Payroll (\$1,000)		Total number of establishments	Number of establishments by employment-size class									
			First quarter	Annual		1 to 4	5 to 9	10 to 19	20 to 49	50 to 99	100 to 249	250 to 499	500 to 999	1,000 or more	
<b>WASHINGTON—Con.</b>															
<b>42</b>	<b>Wholesale trade</b>	<b>1 997</b>	<b>16 001</b>	<b>67 227</b>	<b>146</b>	<b>61</b>	<b>38</b>	<b>29</b>	<b>9</b>	<b>4</b>	<b>5</b>	—	—	—	
421	Wholesale trade, durable goods	791	6 508	26 381	102	46	30	20	4	2	—	—	—	—	
4213	Lumber & other construction materials whsle	118	1 181	4 434	13	9	3	—	—	1	—	—	—	—	
42131	Lumber, plywood, millwork & wood panel whsle	107	1 058	3 940	8	5	2	—	—	1	—	—	—	—	
421310	Lumber, plywood, millwork & wood panel whsle	107	1 058	3 940	8	5	2	—	—	1	—	—	—	—	
4218	Machinery, equipment & supplies whsle	280	2 406	10 004	32	11	10	9	1	1	—	—	—	—	
42183	Industrial machinery & equipment whsle	101	750	3 413	11	3	4	3	1	—	—	—	—	—	
421830	Industrial machinery & equipment whsle	101	750	3 413	11	3	4	3	1	—	—	—	—	—	
422	Wholesale trade, nondurable goods	1 206	9 493	40 846	44	15	8	9	5	2	5	—	—	—	
4222	Drugs & druggists' sundries whsle	(C)	(D)	(D)	4	1	1	1	—	—	1	—	—	—	
42221	Drugs & druggists' sundries whsle	(C)	(D)	(D)	4	1	1	1	—	—	1	—	—	—	
4224	Grocery & related product whsle	499	4 511	17 585	9	2	—	2	2	1	2	—	—	—	
42242	Packaged frozen food whsle	(E)	(D)	(D)	2	—	—	—	1	—	1	—	—	—	
42249	Other grocery & related products whsle	204	1 968	8 096	5	2	—	—	1	1	1	—	—	—	
422490	Other grocery & related products whsle	204	1 968	8 096	5	2	—	—	1	1	1	—	—	—	
4228	Beer, wine, distilled alcoholic beverage whsle	135	1 069	5 190	3	—	—	—	2	1	—	—	—	—	
42281	Beer & ale whsle	135	1 069	5 190	3	—	—	—	2	1	—	—	—	—	
422810	Beer & ale whsle	135	1 069	5 190	3	—	—	—	2	1	—	—	—	—	
4229	Miscellaneous nondurable goods whsle	298	1 764	6 759	11	3	4	1	1	—	2	—	—	—	
42292	Book, periodical & newspaper whsle	124	668	2 834	3	1	—	1	—	—	1	—	—	—	
422920	Book, periodical & newspaper whsle	124	668	2 834	3	1	—	1	—	—	1	—	—	—	
42294	Tobacco & tobacco product whsle	(C)	(D)	(D)	2	—	—	1	—	—	1	—	—	—	
<b>44-45</b>	<b>Retail trade</b>	<b>7 195</b>	<b>29 933</b>	<b>124 454</b>	<b>542</b>	<b>225</b>	<b>167</b>	<b>81</b>	<b>38</b>	<b>19</b>	<b>11</b>	<b>1</b>	—	—	
441	Motor vehicle & parts dealers	864	5 759	24 138	63	23	20	10	4	5	1	—	—	—	
4411	Automobile dealers	606	4 476	18 391	30	15	5	1	3	5	1	—	—	—	
44111	New car dealers	551	4 166	17 371	14	3	1	1	3	5	1	—	—	—	
441110	New car dealers	551	4 166	17 371	14	3	1	1	3	5	1	—	—	—	
4413	Automotive parts, accessories & tire stores	240	1 172	5 178	30	7	14	8	1	—	—	—	—	—	
44131	Automotive parts, accessories & tire stores	158	737	3 309	21	5	10	6	—	—	—	—	—	—	
441310	Automotive parts, accessories & tire stores	158	737	3 309	21	5	10	6	—	—	—	—	—	—	
442	Furniture & home furnishing stores	204	1 152	5 222	30	20	4	3	2	1	—	—	—	—	
4421	Furniture stores	134	767	3 281	11	6	1	1	2	1	—	—	—	—	
44211	Furniture stores	134	767	3 281	11	6	1	1	2	1	—	—	—	—	
442110	Furniture stores	134	767	3 281	11	6	1	1	2	1	—	—	—	—	
443	Electronics & appliance stores	173	894	3 557	23	11	8	3	—	1	—	—	—	—	
4431	Electronics & appliance stores	173	894	3 557	23	11	8	3	—	1	—	—	—	—	
44311	Appliance, TV & all other electronics stores	120	612	2 440	13	7	3	2	—	1	—	—	—	—	
443112	Radio, television & other electronics stores	108	555	2 175	9	4	2	2	—	1	—	—	—	—	
444	Bldg material & garden equip & supp dealers	680	3 959	15 972	36	13	9	7	3	2	2	—	—	—	
4441	Building material & supplies dealers	571	3 467	13 794	28	10	6	7	2	1	2	—	—	—	
44411	Home centers	(E)	(D)	(D)	3	—	—	—	—	1	2	—	—	—	
44419	Other building material dealers	153	1 151	5 040	16	6	3	5	2	—	—	—	—	—	
444190	Other building material dealers	153	1 151	5 040	16	6	3	5	2	—	—	—	—	—	
4442	Lawn & garden equip & supplies stores	109	492	2 178	8	3	3	—	1	1	—	—	—	—	
44422	Nursery & garden centers	109	492	2 178	8	3	3	—	1	1	—	—	—	—	
444220	Nursery & garden centers	109	492	2 178	8	3	3	—	1	1	—	—	—	—	
445	Food & beverage stores	1 236	3 707	15 449	57	24	8	8	7	8	2	—	—	—	
4451	Grocery stores	1 058	3 285	13 142	34	14	1	4	5	8	2	—	—	—	
44511	Grocery (except convenience) stores	1 012	3 137	12 479	25	8	1	1	5	8	2	—	—	—	
445110	Grocery (except convenience) stores	1 012	3 137	12 479	25	8	1	1	5	8	2	—	—	—	
4452	Specialty food stores	106	198	1 340	11	6	2	1	2	—	—	—	—	—	
446	Health & personal care stores	428	2 451	10 778	48	18	12	17	—	1	—	—	—	—	
4461	Health & personal care stores	428	2 451	10 778	48	18	12	17	—	1	—	—	—	—	
44611	Pharmacies & drug stores	266	1 848	8 111	21	1	8	11	—	1	—	—	—	—	
446110	Pharmacies & drug stores	266	1 848	8 111	21	1	8	11	—	1	—	—	—	—	
447	Gasoline stations	505	1 318	5 668	76	24	39	12	1	—	—	—	—	—	
4471	Gasoline stations	505	1 318	5 668	76	24	39	12	1	—	—	—	—	—	
44711	Gasoline stations with convenience stores	455	1 154	4 906	62	14	37	10	1	—	—	—	—	—	
447110	Gasoline stations with convenience stores	455	1 154	4 906	62	14	37	10	1	—	—	—	—	—	
448	Clothing & clothing accessories stores	658	1 881	8 147	73	25	30	11	7	—	—	—	—	—	
4481	Clothing stores	478	1 246	5 533	44	15	15	7	7	—	—	—	—	—	
44812	Women's clothing stores	101	320	1 331	15	5	6	4	—	—	—	—	—	—	
448120	Women's clothing stores	101	320	1 331	15	5	6	4	—	—	—	—	—	—	
44814	Family clothing stores	266	624	2 855	10	1	1	2	6	—	—	—	—	—	
448140	Family clothing stores	266	624	2 855	10	1	1	2	6	—	—	—	—	—	
451	Sporting goods, hobby, book & music stores	424	1 083	4 307	38	18	9	4	6	—	1	—	—	—	
4511	Sporting goods, hobby, musical instrument stores	278	745	2 848	26	15	4	4	2	—	1	—	—	—	
45112	Hobby, toy & game stores	184	397	1 346	10	7	—	1	1	—	1	—	—	—	
451120	Hobby, toy & game stores	184	397	1 346	10	7	—	1	1	—	1	—	—	—	
4512	Book, periodical & music stores	146	338	1 459	12	3	5	—	4	—	—	—	—	—	
45121	Book stores & news dealers	122	280	1 231	8	3	1	—	4	—	—	—	—	—	
451211	Book stores	122	280	1 231	8	3	1	—	4	—	—	—	—	—	
452	General merchandise stores	1 525	5 690	22 845	18	2	6	1	2	1	5	1	—	—	
4521	Department stores	662	2 033	8 490	5	—	—	—	—	1	4	—	—	—	
45211	Department stores	662	2 033	8 490	5	—	—	—	—	1	4	—	—	—	
452110	Department stores	662	2 033	8 490	5	—	—	—	—	1	4	—	—	—	
4529	Other general merchandise stores	863	3 657	14 355	13	2	6	1	2	—	1	1	—	—	
45291	Warehouse clubs & superstores	(F)	(D)	(D)	2	—	—	—	—	—	1	—	—	—	
45299	All other general merchandise stores	(C)	(D)	(D)	11	2	6	1	2	—	—	—	—	—	

See footnotes at end of table.

**Table 6. Counties—Employees, Payroll, and Establishments by Industry: 2000—Con.**

[Excludes most government employees, railroad employees, and self-employed persons. Size class 1 to 4 includes establishments with payroll, but no employees, during mid-March pay period. (D) denotes figures withheld to avoid disclosing data for individual companies; the data are included in broader industry totals. Detailed industries with 100 or more employees are shown if industry was not a (D). For explanation of terms, abbreviations, and data reliability/comparability, see introductory text]

NAICS code	Industry	Number of employees for week including March 12	Payroll (\$1,000)		Total number of establishments	Number of establishments by employment-size class								
			First quarter	Annual		1 to 4	5 to 9	10 to 19	20 to 49	50 to 99	100 to 249	250 to 499	500 to 999	1,000 or more
<b>WASHINGTON—Con.</b>														
<b>44-45</b>	<b>Retail trade—Con.</b>													
453	Miscellaneous store retailers .....	435	1 641	6 652	69	40	20	4	5	—	—	—	—	—
4532	Office supplies, stationery & gift stores .....	188	718	2 731	22	11	6	2	3	—	—	—	—	—
45321	Office supplies & stationery stores .....	100	440	1 689	4	1	—	—	3	—	—	—	—	—
453210	Office supplies & stationery stores .....	100	440	1 689	4	1	—	—	3	—	—	—	—	—
4539	Other miscellaneous store retailers .....	178	747	3 120	28	18	6	2	2	—	—	—	—	—
<b>48-49</b>	<b>Transportation &amp; warehousing .....</b>	<b>479</b>	<b>2 843</b>	<b>9 656</b>	<b>57</b>	<b>39</b>	<b>8</b>	<b>6</b>	<b>3</b>	—	<b>1</b>	—	—	—
484	Truck transportation .....	393	2 499	8 030	40	28	5	3	3	—	1	—	—	—
4841	General freight trucking .....	240	1 638	4 517	15	10	3	1	—	—	1	—	—	—
48412	General freight trucking, long-distance .....	236	1 617	4 382	10	5	3	1	—	—	1	—	—	—
4842	Specialized freight trucking .....	153	861	3 513	25	18	2	2	3	—	—	—	—	—
<b>51</b>	<b>Information .....</b>	<b>1 160</b>	<b>10 579</b>	<b>39 812</b>	<b>44</b>	<b>20</b>	<b>3</b>	<b>8</b>	<b>6</b>	<b>5</b>	<b>1</b>	<b>1</b>	—	—
511	Publishing industries .....	232	2 122	9 345	9	6	—	1	1	—	1	—	—	—
5111	Newspaper, periodical, book, database publishers .....	(C)	(D)	(D)	6	4	—	—	1	—	1	—	—	—
51111	Newspaper publishers .....	(C)	(D)	(D)	2	1	—	—	—	—	1	—	—	—
513	Broadcasting & telecommunications .....	843	8 138	29 119	28	10	3	6	3	5	—	1	—	—
5131	Radio & television broadcasting .....	(C)	(D)	(D)	4	—	1	1	—	2	—	—	—	—
51312	Television broadcasting .....	(C)	(D)	(D)	2	—	—	1	—	1	—	—	—	—
5132	Cable networks & program distribution .....	(C)	(D)	(D)	2	—	—	—	—	2	—	—	—	—
51322	Cable & other program distribution .....	(C)	(D)	(D)	2	—	—	—	—	2	—	—	—	—
5133	Telecommunications .....	531	5 054	19 405	22	10	2	5	3	1	—	1	—	—
51331	Wired telecommunications carriers .....	(E)	(D)	(D)	15	7	1	3	2	1	—	1	—	—
<b>52</b>	<b>Finance &amp; insurance .....</b>	<b>2 793</b>	<b>18 572</b>	<b>76 164</b>	<b>192</b>	<b>118</b>	<b>36</b>	<b>24</b>	<b>8</b>	<b>5</b>	—	—	—	<b>1</b>
522	Credit intermediation & related activities .....	2 328	13 770	58 511	96	41	28	18	4	4	—	—	—	1
5221	Depository credit intermediation .....	633	4 607	18 577	51	13	17	15	2	4	—	—	—	—
52211	Commercial banking .....	508	3 675	14 653	38	6	15	12	2	3	—	—	—	—
522110	Commercial banking .....	508	3 675	14 653	38	6	15	12	2	3	—	—	—	—
5222	Nondepository credit intermediation .....	1 618	8 723	37 789	31	19	9	1	1	—	—	—	—	1
52222	Sales financing .....	(G)	(D)	(D)	5	1	3	—	—	—	—	—	—	1
52229	Other nondepository credit intermediation .....	(C)	(D)	(D)	26	18	6	1	1	—	—	—	—	—
523	Security, commodity contracts & like activity .....	186	2 686	8 909	19	13	—	3	2	1	—	—	—	—
5231	Securities brokerage .....	(C)	(D)	(D)	13	8	—	2	2	1	—	—	—	—
52312	Securities brokerage .....	161	2 548	8 300	12	7	—	2	2	1	—	—	—	—
523120	Securities brokerage .....	161	2 548	8 300	12	7	—	2	2	1	—	—	—	—
524	Insurance carriers & related activities .....	279	2 116	8 744	77	64	8	3	2	—	—	—	—	—
5242	Agencies & other insurance related activities .....	193	1 210	5 489	60	50	6	3	1	—	—	—	—	—
52421	Insurance agencies & brokerages .....	(C)	(D)	(D)	54	45	6	3	—	—	—	—	—	—
<b>53</b>	<b>Real estate &amp; rental &amp; leasing .....</b>	<b>471</b>	<b>1 912</b>	<b>8 585</b>	<b>113</b>	<b>73</b>	<b>32</b>	<b>7</b>	<b>1</b>	—	—	—	—	—
531	Real estate .....	258	829	3 530	84	63	19	2	—	—	—	—	—	—
5311	Lessors of real estate .....	155	440	1 786	50	37	12	1	—	—	—	—	—	—
53111	Lessors of residential buildings & dwellings .....	116	312	1 255	30	17	12	1	—	—	—	—	—	—
531110	Lessors of residential buildings & dwellings .....	116	312	1 255	30	17	12	1	—	—	—	—	—	—
532	Rental & leasing services .....	213	1 083	5 055	29	10	13	5	1	—	—	—	—	—
5322	Consumer goods rental .....	115	441	1 800	17	5	8	4	—	—	—	—	—	—
<b>54</b>	<b>Professional, scientific &amp; technical services .....</b>	<b>1 483</b>	<b>9 885</b>	<b>37 689</b>	<b>213</b>	<b>131</b>	<b>46</b>	<b>20</b>	<b>14</b>	<b>1</b>	—	<b>1</b>	—	—
541	Professional, scientific & technical services .....	1 483	9 885	37 689	213	131	46	20	14	1	—	1	—	—
5411	Legal services .....	208	1 639	5 924	58	40	13	4	1	—	—	—	—	—
54111	Offices of lawyers .....	189	1 533	5 473	54	38	12	3	1	—	—	—	—	—
541110	Offices of lawyers .....	189	1 533	5 473	54	38	12	3	1	—	—	—	—	—
5412	Accounting, tax prep, bookkeep, payroll services .....	484	1 832	6 789	32	15	9	4	3	—	—	1	—	—
54121	Accounting, tax prep, bookkeep, payroll services .....	484	1 832	6 789	32	15	9	4	3	—	—	1	—	—
541211	Offices of certified public accountants .....	167	1 100	4 894	20	6	9	3	2	—	—	—	—	—
5413	Architectural, engineering & related services .....	233	1 593	6 924	40	24	9	4	3	—	—	—	—	—
54133	Engineering services .....	132	992	4 164	19	12	3	2	2	—	—	—	—	—
541330	Engineering services .....	132	992	4 164	19	12	3	2	2	—	—	—	—	—
5415	Computer systems design & related services .....	157	2 043	7 055	16	9	1	5	—	1	—	—	—	—
54151	Computer systems design & related services .....	157	2 043	7 055	16	9	1	5	—	1	—	—	—	—
541511	Custom computer programming services .....	102	1 429	4 441	7	3	1	2	—	1	—	—	—	—
5418	Advertising & related services .....	103	514	2 098	12	5	4	1	2	—	—	—	—	—
5419	Oth professional, scientific, technical services .....	185	1 439	5 190	23	11	7	2	3	—	—	—	—	—
54194	Veterinary services .....	109	440	1 932	7	1	3	1	2	—	—	—	—	—
541940	Veterinary services .....	109	440	1 932	7	1	3	1	2	—	—	—	—	—
<b>55</b>	<b>Management of companies &amp; enterprises .....</b>	<b>600</b>	<b>7 274</b>	<b>30 326</b>	<b>20</b>	<b>5</b>	<b>2</b>	<b>3</b>	<b>6</b>	<b>4</b>	—	—	—	—
551	Management of companies & enterprises .....	600	7 274	30 326	20	5	2	3	6	4	—	—	—	—
5511	Management of companies & enterprises .....	600	7 274	30 326	20	5	2	3	6	4	—	—	—	—
55111	Management of companies & enterprises .....	600	7 274	30 326	20	5	2	3	6	4	—	—	—	—

See footnotes at end of table.

**Table 6. Counties—Employees, Payroll, and Establishments by Industry: 2000—Con.**

[Excludes most government employees, railroad employees, and self-employed persons. Size class 1 to 4 includes establishments with payroll, but no employees, during mid-March pay period. (D) denotes figures withheld to avoid disclosing data for individual companies; the data are included in broader industry totals. Detailed industries with 100 or more employees are shown if industry was not a (D). For explanation of terms, abbreviations, and data reliability/comparability, see introductory text]

NAICS code	Industry	Number of employees for week including March 12	Payroll (\$1,000)		Total number of establishments	Number of establishments by employment-size class								
			First quarter	Annual		1 to 4	5 to 9	10 to 19	20 to 49	50 to 99	100 to 249	250 to 499	500 to 999	1,000 or more
<b>WASHINGTON—Con.</b>														
<b>56</b>	<b>Admin, support, waste mgmt, remediation services</b>	<b>5 079</b>	<b>18 963</b>	<b>75 747</b>	<b>121</b>	<b>63</b>	<b>12</b>	<b>16</b>	<b>12</b>	<b>5</b>	<b>8</b>	<b>4</b>	<b>—</b>	<b>1</b>
561	Administrative & support services	5 036	18 477	74 256	117	62	11	14	12	5	8	4	—	1
5613	Employment services	3 218	11 358	45 986	25	4	4	3	2	4	4	3	—	1
56131	Employment placement agencies (C)	(D)	(D)	(D)	4	2	1	—	—	—	1	—	—	—
56132	Temporary help services	1 542	5 222	19 707	19	2	3	3	2	4	2	3	—	—
561320	Temporary help services	1 542	5 222	19 707	19	2	3	3	2	4	2	3	—	—
56133	Employee leasing services (G)	(D)	(D)	(D)	2	—	—	—	—	—	1	—	—	1
5614	Business support services	1 021	4 343	16 787	15	6	2	2	1	1	2	1	—	—
56142	Telephone call centers	810	3 263	12 194	5	1	—	—	1	1	1	1	—	—
561422	Telemarketing bureaus	810	3 263	12 194	5	1	—	—	1	1	1	1	—	—
56145	Credit bureaus (C)	(D)	(D)	(D)	1	—	—	—	—	—	1	—	—	—
5616	Investigation & security services	313	1 071	4 364	10	4	—	2	3	—	1	—	—	—
56161	Investigation, guard & armored car services (E)	(D)	(D)	(D)	6	2	—	1	2	—	1	—	—	—
561612	Security guards & patrol services	237	697	2 673	3	—	—	1	1	—	1	—	—	—
5617	Services to buildings & dwellings	359	1 048	4 332	49	38	1	5	4	—	1	—	—	—
56172	Janitorial services	247	591	2 441	20	13	1	2	3	—	1	—	—	—
561720	Janitorial services	247	591	2 441	20	13	1	2	3	—	1	—	—	—
<b>61</b>	<b>Educational services</b>	<b>166</b>	<b>830</b>	<b>3 008</b>	<b>15</b>	<b>6</b>	<b>4</b>	<b>1</b>	<b>4</b>	<b>—</b>	<b>—</b>	<b>—</b>	<b>—</b>	<b>—</b>
611	Educational services	166	830	3 008	15	6	4	1	4	—	—	—	—	—
6111	Elementary & secondary schools	100	371	1 362	4	—	—	1	3	—	—	—	—	—
61111	Elementary & secondary schools	100	371	1 362	4	—	—	1	3	—	—	—	—	—
611110	Elementary & secondary schools	100	371	1 362	4	—	—	1	3	—	—	—	—	—
<b>62</b>	<b>Health care and social assistance</b>	<b>8 676</b>	<b>68 948</b>	<b>293 040</b>	<b>291</b>	<b>123</b>	<b>70</b>	<b>45</b>	<b>30</b>	<b>11</b>	<b>10</b>	<b>—</b>	<b>—</b>	<b>2</b>
621	Ambulatory health care services	2 276	23 016	109 542	217	100	55	33	23	4	2	—	—	—
6211	Offices of physicians	1 449	18 244	89 556	99	43	20	17	14	3	2	—	—	—
62111	Offices of physicians	1 449	18 244	89 556	99	43	20	17	14	3	2	—	—	—
621111	Offices of physicians (exc mental health)	1 439	18 130	88 745	92	36	20	17	14	3	2	—	—	—
6212	Offices of dentists	302	1 579	7 347	49	22	19	5	3	—	—	—	—	—
62121	Offices of dentists	302	1 579	7 347	49	22	19	5	3	—	—	—	—	—
621210	Offices of dentists	302	1 579	7 347	49	22	19	5	3	—	—	—	—	—
6213	Offices of other health practitioners	148	703	3 282	39	27	9	2	1	—	—	—	—	—
6214	Outpatient care centers	175	1 248	5 183	17	4	5	5	3	—	—	—	—	—
62142	Outpatient mental health, substance abuse ctrs (C)	(D)	(D)	(D)	9	1	2	3	3	—	—	—	—	—
6216	Home health care services	164	1 052	3 277	7	—	2	2	2	1	—	—	—	—
62161	Home health care services	164	1 052	3 277	7	—	2	2	2	1	—	—	—	—
621610	Home health care services	164	1 052	3 277	7	—	2	2	2	1	—	—	—	—
622	Hospitals	4 552	39 206	155 922	5	—	—	—	—	—	3	—	—	2
6221	General medical & surgical hospitals (H)	(D)	(D)	(D)	4	—	—	—	—	—	2	—	—	2
62211	General medical & surgical hospitals (H)	(D)	(D)	(D)	4	—	—	—	—	—	2	—	—	2
6222	Psychiatric & substance abuse hospitals (C)	(D)	(D)	(D)	1	—	—	—	—	—	1	—	—	—
62221	Psychiatric & substance abuse hospitals (C)	(D)	(D)	(D)	1	—	—	—	—	—	1	—	—	—
623	Nursing & residential care facilities	1 142	4 748	18 832	25	5	5	4	2	6	3	—	—	—
6231	Nursing care facilities	545	2 170	8 298	6	—	—	—	—	5	1	—	—	—
62311	Nursing care facilities	545	2 170	8 298	6	—	—	—	—	5	1	—	—	—
623110	Nursing care facilities	545	2 170	8 298	6	—	—	—	—	5	1	—	—	—
6233	Community care facilities for the elderly	432	1 836	7 255	8	2	2	1	1	—	2	—	—	—
62331	Community care facilities for the elderly	432	1 836	7 255	8	2	2	1	1	—	2	—	—	—
624	Social assistance	706	1 978	8 744	44	18	10	8	5	1	2	—	—	—
6241	Individual & family services	385	973	4 227	13	5	2	1	3	1	1	—	—	—
62412	Services for elderly & disabled persons	306	684	2 977	4	—	1	—	1	1	1	—	—	—
624120	Services for elderly & disabled persons	306	684	2 977	4	—	1	—	1	1	1	—	—	—
6243	Vocational rehabilitation services (C)	(D)	(D)	(D)	2	1	—	—	—	—	1	—	—	—
62431	Vocational rehabilitation services (C)	(D)	(D)	(D)	2	1	—	—	—	—	1	—	—	—
6244	Child day care services	186	440	1 849	24	10	5	7	2	—	—	—	—	—
62441	Child day care services	186	440	1 849	24	10	5	7	2	—	—	—	—	—
624410	Child day care services	186	440	1 849	24	10	5	7	2	—	—	—	—	—
<b>71</b>	<b>Arts, entertainment &amp; recreation</b>	<b>324</b>	<b>1 123</b>	<b>4 915</b>	<b>31</b>	<b>18</b>	<b>4</b>	<b>3</b>	<b>5</b>	<b>1</b>	<b>—</b>	<b>—</b>	<b>—</b>	<b>—</b>
713	Amusement, gambling & recreation industries	287	1 019	4 414	25	14	3	3	4	1	—	—	—	—
7139	Other amusement & recreation industries	245	934	4 150	21	13	1	3	3	1	—	—	—	—
<b>72</b>	<b>Accommodation &amp; food services</b>	<b>4 983</b>	<b>11 874</b>	<b>48 709</b>	<b>199</b>	<b>39</b>	<b>29</b>	<b>41</b>	<b>58</b>	<b>25</b>	<b>7</b>	<b>—</b>	<b>—</b>	<b>—</b>
721	Accommodation	409	1 148	4 824	16	4	1	5	4	1	1	—	—	—
7211	Traveler accommodation	409	1 148	4 824	16	4	1	5	4	1	1	—	—	—
72111	Hotels (exc casino hotels) & motels	409	1 148	4 824	16	4	1	5	4	1	1	—	—	—
721110	Hotels (exc casino hotels) & motels	409	1 148	4 824	16	4	1	5	4	1	1	—	—	—
722	Food services & drinking places	4 574	10 726	43 885	183	35	28	36	54	24	6	—	—	—
7221	Full-service restaurants	2 309	5 883	23 913	82	17	13	20	14	14	4	—	—	—
72211	Full-service restaurants	2 309	5 883	23 913	82	17	13	20	14	14	4	—	—	—
722110	Full-service restaurants	2 309	5 883	23 913	82	17	13	20	14	14	4	—	—	—
7222	Limited-service eating places	1 947	4 151	16 857	87	13	14	14	37	8	1	—	—	—
72221	Limited-service eating places	1 947	4 151	16 857	87	13	14	14	37	8	1	—	—	—
722211	Limited-service restaurants	1 805	3 847	15 489	76	9	11	13	35	7	1	—	—	—
7223	Special food services	204	373	1 802	8	3	1	1	1	1	1	—	—	—
72231	Food service contractors (C)	(D)	(D)	(D)	6	3	1	—	—	1	1	—	—	—
7224	Drinking places (alcoholic beverages)	114	319	1 313	6	2	—	1	2	1	—	—	—	—
72241	Drinking places (alcoholic beverages)	114	319	1 313	6	2	—	1	2	1	—	—	—	—
722410	Drinking places (alcoholic beverages)	114	319	1 313	6	2	—	1	2	1	—	—	—	—

See footnotes at end of table.



**Table 6. Counties—Employees, Payroll, and Establishments by Industry: 2000—Con.**

[Excludes most government employees, railroad employees, and self-employed persons. Size class 1 to 4 includes establishments with payroll, but no employees, during mid-March pay period. (D) denotes figures withheld to avoid disclosing data for individual companies; the data are included in broader industry totals. Detailed industries with 100 or more employees are shown if industry was not a (D). For explanation of terms, abbreviations, and data reliability/comparability, see introductory text]

NAICS code	Industry	Number of employees for week including March 12	Payroll (\$1,000)		Total number of establishments	Number of establishments by employment-size class									
			First quarter	Annual		1 to 4	5 to 9	10 to 19	20 to 49	50 to 99	100 to 249	250 to 499	500 to 999	1,000 or more	
<b>WASHINGTON—Con.</b>															
<b>81</b>	<b>Other services (except public administration)</b>	<b>2 107</b>	<b>8 116</b>	<b>34 401</b>	<b>353</b>	<b>225</b>	<b>73</b>	<b>39</b>	<b>10</b>	<b>4</b>	<b>2</b>	-	-	-	
811	Repair & maintenance	458	2 515	10 853	93	63	19	8	2	1	-	-	-	-	
8111	Automotive repair & maintenance	275	1 438	6 167	67	43	17	6	1	-	-	-	-	-	
81111	Automotive mechanical & electrical R&M	135	710	3 035	37	24	10	3	-	-	-	-	-	-	
812	Personal & laundry services	489	1 994	8 345	82	45	19	15	3	-	-	-	-	-	
8121	Personal care services	226	723	2 930	47	26	13	8	-	-	-	-	-	-	
81211	Hair, nail & skin care services	181	638	2 526	36	19	11	6	-	-	-	-	-	-	
812112	Beauty salons	174	609	2 398	33	16	11	6	-	-	-	-	-	-	
8123	Drycleaning & laundry services	152	469	2 023	18	8	5	3	2	-	-	-	-	-	
81232	Drycleaning & laundry services (exc coin-op)	145	456	1 971	15	5	5	3	2	-	-	-	-	-	
812320	Drycleaning & laundry services (exc coin-op)	145	456	1 971	15	5	5	3	2	-	-	-	-	-	
813	Religious, grantmaking, civic, prof & like organizations	1 160	3 607	15 203	178	117	35	16	5	3	2	-	-	-	
8131	Religious organizations	979	2 860	12 035	136	86	32	10	3	3	2	-	-	-	
81311	Religious organizations	979	2 860	12 035	136	86	32	10	3	3	2	-	-	-	
813110	Religious organizations	979	2 860	12 035	136	86	32	10	3	3	2	-	-	-	
8139	Business, labor, political, like organizations	103	339	1 338	24	17	3	3	1	-	-	-	-	-	
<b>95</b>	<b>Auxiliaries (exc corporate, subsidiary &amp; regional mgt)</b>	<b>1 485</b>	<b>5 007</b>	<b>18 145</b>	<b>6</b>	-	<b>1</b>	<b>1</b>	<b>2</b>	<b>1</b>	-	-	-	<b>1</b>	
<b>99</b>	<b>Unclassified establishments</b>	<b>30</b>	<b>84</b>	<b>586</b>	<b>24</b>	<b>23</b>	-	<b>1</b>	-	-	-	-	-	-	
<b>WAYNE</b>															
	<b>Total</b>	<b>2 889</b>	<b>12 136</b>	<b>50 434</b>	<b>247</b>	<b>141</b>	<b>50</b>	<b>28</b>	<b>22</b>	-	<b>4</b>	<b>2</b>	-	-	
<b>11</b>	<b>Forestry, fishing, hunting, and agriculture support</b>	<b>14</b>	<b>91</b>	<b>365</b>	<b>5</b>	<b>4</b>	<b>1</b>	-	-	-	-	-	-	-	
<b>21</b>	<b>Mining</b>	<b>(A)</b>	<b>(D)</b>	<b>(D)</b>	<b>1</b>	-	-	<b>1</b>	-	-	-	-	-	-	
<b>22</b>	<b>Utilities</b>	<b>(B)</b>	<b>(D)</b>	<b>(D)</b>	<b>1</b>	-	-	-	<b>1</b>	-	-	-	-	-	
<b>23</b>	<b>Construction</b>	<b>15</b>	<b>60</b>	<b>280</b>	<b>10</b>	<b>10</b>	-	-	-	-	-	-	-	-	
<b>31-33</b>	<b>Manufacturing</b>	<b>1 191</b>	<b>5 002</b>	<b>20 431</b>	<b>25</b>	<b>7</b>	<b>5</b>	<b>4</b>	<b>4</b>	-	<b>4</b>	<b>1</b>	-	-	
315	Apparel manufacturing	(C)	(D)	(D)	1	-	-	-	-	-	1	-	-	-	
3152	Cut & sew apparel mfg	(C)	(D)	(D)	1	-	-	-	-	-	1	-	-	-	
31522	Men's, boys' cut & sew apparel mfg	(C)	(D)	(D)	1	-	-	-	-	-	1	-	-	-	
316	Leather & allied product mfg	(E)	(D)	(D)	1	-	-	-	-	-	-	1	-	-	
3162	Footwear mfg	(E)	(D)	(D)	1	-	-	-	-	-	-	1	-	-	
31621	Footwear mfg	(E)	(D)	(D)	1	-	-	-	-	-	-	1	-	-	
321	Wood product mfg	(E)	(D)	(D)	11	2	2	3	2	-	2	-	-	-	
3211	Sawmills & wood preservation	399	1 762	8 133	9	2	1	2	2	-	2	-	-	-	
32111	Sawmills & wood preservation	399	1 762	8 133	9	2	1	2	2	-	2	-	-	-	
321113	Sawmills	399	1 762	8 133	9	2	1	2	2	-	2	-	-	-	
335	Electrical equip, appliance & component mfg	(C)	(D)	(D)	1	-	-	-	-	-	1	-	-	-	
3352	Household appliance mfg	(C)	(D)	(D)	1	-	-	-	-	-	1	-	-	-	
33522	Major appliance mfg	(C)	(D)	(D)	1	-	-	-	-	-	1	-	-	-	
<b>42</b>	<b>Wholesale trade</b>	<b>32</b>	<b>108</b>	<b>500</b>	<b>6</b>	<b>4</b>	<b>1</b>	<b>1</b>	-	-	-	-	-	-	
<b>44-45</b>	<b>Retail trade</b>	<b>375</b>	<b>1 188</b>	<b>5 016</b>	<b>64</b>	<b>35</b>	<b>16</b>	<b>9</b>	<b>4</b>	-	-	-	-	-	
445	Food & beverage stores	105	287	1 234	10	5	-	3	2	-	-	-	-	-	
4451	Grocery stores	(C)	(D)	(D)	9	4	-	3	2	-	-	-	-	-	
44511	Grocery (except convenience) stores	101	283	1 210	7	2	-	3	2	-	-	-	-	-	
445110	Grocery (except convenience) stores	101	283	1 210	7	2	-	3	2	-	-	-	-	-	
<b>48-49</b>	<b>Transportation &amp; warehousing</b>	<b>(B)</b>	<b>(D)</b>	<b>(D)</b>	<b>13</b>	<b>9</b>	<b>2</b>	<b>2</b>	-	-	-	-	-	-	
<b>51</b>	<b>Information</b>	<b>(B)</b>	<b>(D)</b>	<b>(D)</b>	<b>4</b>	<b>2</b>	<b>1</b>	<b>1</b>	-	-	-	-	-	-	
<b>52</b>	<b>Finance &amp; insurance</b>	<b>146</b>	<b>705</b>	<b>3 172</b>	<b>16</b>	<b>8</b>	<b>3</b>	<b>2</b>	<b>3</b>	-	-	-	-	-	
522	Credit intermediation & related activities	(C)	(D)	(D)	9	1	3	2	3	-	-	-	-	-	
5221	Depository credit intermediation	130	645	2 940	7	-	2	2	3	-	-	-	-	-	
52211	Commercial banking	130	645	2 940	7	-	2	2	3	-	-	-	-	-	
522110	Commercial banking	130	645	2 940	7	-	2	2	3	-	-	-	-	-	
<b>53</b>	<b>Real estate &amp; rental &amp; leasing</b>	<b>8</b>	<b>36</b>	<b>274</b>	<b>6</b>	<b>6</b>	-	-	-	-	-	-	-	-	
<b>54</b>	<b>Professional, scientific &amp; technical services</b>	<b>18</b>	<b>60</b>	<b>227</b>	<b>8</b>	<b>7</b>	<b>1</b>	-	-	-	-	-	-	-	
<b>56</b>	<b>Admin, support, waste mgt, remediation services</b>	<b>(E)</b>	<b>(D)</b>	<b>(D)</b>	<b>6</b>	<b>3</b>	-	<b>2</b>	-	-	-	<b>1</b>	-	-	
561	Administrative & support services	(E)	(D)	(D)	5	2	-	2	-	-	-	1	-	-	
5612	Facilities support services	(E)	(D)	(D)	1	-	-	-	-	-	-	1	-	-	
56121	Facilities support services	(E)	(D)	(D)	1	-	-	-	-	-	-	1	-	-	
<b>62</b>	<b>Health care and social assistance</b>	<b>281</b>	<b>1 160</b>	<b>4 587</b>	<b>29</b>	<b>9</b>	<b>11</b>	<b>4</b>	<b>5</b>	-	-	-	-	-	
623	Nursing & residential care facilities	143	518	2 168	9	1	3	2	3	-	-	-	-	-	
<b>71</b>	<b>Arts, entertainment &amp; recreation</b>	<b>40</b>	<b>79</b>	<b>457</b>	<b>4</b>	<b>2</b>	<b>1</b>	-	<b>1</b>	-	-	-	-	-	
<b>72</b>	<b>Accommodation &amp; food services</b>	<b>163</b>	<b>275</b>	<b>1 145</b>	<b>19</b>	<b>11</b>	<b>3</b>	<b>1</b>	<b>4</b>	-	-	-	-	-	
722	Food services & drinking places	(C)	(D)	(D)	17	9	3	1	4	-	-	-	-	-	
7221	Full-service restaurants	120	211	868	12	7	1	1	3	-	-	-	-	-	
72211	Full-service restaurants	120	211	868	12	7	1	1	3	-	-	-	-	-	
722110	Full-service restaurants	120	211	868	12	7	1	1	3	-	-	-	-	-	

See footnotes at end of table.

**Table 6. Counties—Employees, Payroll, and Establishments by Industry: 2000—Con.**

[Excludes most government employees, railroad employees, and self-employed persons. Size class 1 to 4 includes establishments with payroll, but no employees, during mid-March pay period. (D) denotes figures withheld to avoid disclosing data for individual companies; the data are included in broader industry totals. Detailed industries with 100 or more employees are shown if industry was not a (D). For explanation of terms, abbreviations, and data reliability/comparability, see introductory text]

NAICS code	Industry	Number of employees for week including March 12	Payroll (\$1,000)		Total number of establishments	Number of establishments by employment-size class								
			First quarter	Annual		1 to 4	5 to 9	10 to 19	20 to 49	50 to 99	100 to 249	250 to 499	500 to 999	1,000 or more
<b>WAYNE—Con.</b>														
81	<b>Other services (except public administration)</b> .....	76	202	900	26	20	5	1	—	—	—	—	—	—
99	<b>Unclassified establishments</b> .....	5	19	108	4	4	—	—	—	—	—	—	—	—
<b>WEAKLEY</b>														
	<b>Total</b> .....	9 933	52 043	207 124	647	368	126	59	60	16	11	5	2	—
11	<b>Forestry, fishing, hunting, and agriculture support</b> .....	(B)	(D)	(D)	6	4	1	1	—	—	—	—	—	—
21	<b>Mining</b> .....	(C)	(D)	(D)	2	—	—	—	—	2	—	—	—	—
212	Mining (except oil & gas) .....	(C)	(D)	(D)	2	—	—	—	—	2	—	—	—	—
2123	Nonmetallic mineral mining & quarrying .....	(C)	(D)	(D)	2	—	—	—	—	2	—	—	—	—
21232	Sand, gravel, clay, refractory minerals mining .....	(C)	(D)	(D)	2	—	—	—	—	2	—	—	—	—
23	<b>Construction</b> .....	167	922	3 684	41	27	12	1	1	—	—	—	—	—
31-33	<b>Manufacturing</b> .....	3 167	20 073	76 699	48	15	8	4	8	5	5	2	1	—
315	Apparel manufacturing .....	572	2 466	11 160	6	2	—	—	1	—	3	—	—	—
3152	Cut & sew apparel mfg .....	572	2 466	11 160	6	2	—	—	1	—	3	—	—	—
31521	Cut & sew apparel contractors .....	(C)	(D)	(D)	3	2	—	—	—	—	1	—	—	—
31522	Men's, boys' cut & sew apparel mfg .....	(E)	(D)	(D)	3	—	—	—	1	—	2	—	—	—
323	Printing & related support activities .....	(F)	(D)	(D)	6	3	—	1	—	1	—	1	—	—
3231	Printing & related support activities .....	(F)	(D)	(D)	6	3	—	1	—	1	—	1	—	—
32311	Printing .....	(F)	(D)	(D)	6	3	—	1	—	1	—	1	—	—
326	Plastics & rubber products mfg .....	118	774	3 292	5	—	3	—	1	1	—	—	—	—
332	Fabricated metal product mfg .....	187	1 818	8 677	6	1	—	1	3	1	—	—	—	—
3327	Mach shops, turn prod, screw, nut, bolt mfg .....	(C)	(D)	(D)	3	1	—	—	1	1	—	—	—	—
333	Machinery mfg .....	1 099	6 639	22 147	10	5	1	1	—	—	2	—	1	—
3331	Ag, construction & mining machinery mfg .....	(F)	(D)	(D)	1	—	—	—	—	—	—	—	1	—
33311	Agricultural implement mfg .....	(F)	(D)	(D)	1	—	—	—	—	—	—	—	1	—
3334	HVAC & commercial refrigeration equipment mfg .....	(C)	(D)	(D)	1	—	—	—	—	—	1	—	—	—
33341	HVAC & commercial refrigeration equipment mfg .....	(C)	(D)	(D)	1	—	—	—	—	—	1	—	—	—
3335	Metalworking machinery mfg .....	(C)	(D)	(D)	6	4	—	1	—	—	1	—	—	—
33351	Metalworking machinery mfg .....	(C)	(D)	(D)	6	4	—	1	—	—	1	—	—	—
335	Electrical equip, appliance & component mfg .....	(E)	(D)	(D)	1	—	—	—	—	—	—	—	1	—
3351	Electric lighting equipment mfg .....	(E)	(D)	(D)	1	—	—	—	—	—	—	—	1	—
33512	Lighting fixture mfg .....	(E)	(D)	(D)	1	—	—	—	—	—	—	—	1	—
42	<b>Wholesale trade</b> .....	742	4 690	23 333	45	23	10	4	5	2	—	1	—	—
421	Wholesale trade, durable goods .....	105	585	2 312	18	11	4	1	2	—	—	—	—	—
422	Wholesale trade, nondurable goods .....	637	4 105	21 021	27	12	6	3	3	2	—	1	—	—
4224	Grocery & related product whse .....	375	2 802	14 566	5	2	—	1	—	1	—	1	—	—
42242	Packaged frozen food whse .....	(E)	(D)	(D)	1	—	—	—	—	—	—	1	—	—
4229	Miscellaneous nondurable goods whse .....	123	599	2 441	9	4	3	1	—	1	—	—	—	—
44-45	<b>Retail trade</b> .....	1 181	4 469	17 585	140	80	30	18	9	2	1	—	—	—
444	Bldg material & garden equip & supp dealers .....	190	838	3 081	22	11	6	2	3	—	—	—	—	—
4441	Building material & supplies dealers .....	109	586	1 935	14	6	5	2	1	—	—	—	—	—
445	Food & beverage stores .....	268	770	3 135	12	3	2	2	3	2	—	—	—	—
4451	Grocery stores .....	(E)	(D)	(D)	11	2	2	2	3	2	—	—	—	—
44511	Grocery (except convenience) stores .....	239	705	2 858	9	2	1	1	3	2	—	—	—	—
445110	Grocery (except convenience) stores .....	239	705	2 858	9	2	1	1	3	2	—	—	—	—
447	Gasoline stations .....	148	370	1 579	20	9	7	3	1	—	—	—	—	—
4471	Gasoline stations .....	148	370	1 579	20	9	7	3	1	—	—	—	—	—
44711	Gasoline stations with convenience stores .....	131	318	1 350	14	5	5	3	1	—	—	—	—	—
447110	Gasoline stations with convenience stores .....	131	318	1 350	14	5	5	3	1	—	—	—	—	—
452	General merchandise stores .....	(C)	(D)	(D)	6	2	3	—	—	—	1	—	—	—
4521	Department stores .....	(C)	(D)	(D)	1	—	—	—	—	—	1	—	—	—
45211	Department stores .....	(C)	(D)	(D)	1	—	—	—	—	—	1	—	—	—
48-49	<b>Transportation &amp; warehousing</b> .....	318	2 245	7 275	28	16	5	1	5	1	—	—	—	—
484	Truck transportation .....	196	1 289	5 306	22	13	5	—	4	—	—	—	—	—
4841	General freight trucking .....	139	976	3 947	13	9	1	—	3	—	—	—	—	—
48412	General freight trucking, long-distance .....	(C)	(D)	(D)	12	8	1	—	3	—	—	—	—	—
51	<b>Information</b> .....	103	627	2 612	11	5	2	2	2	—	—	—	—	—
52	<b>Finance &amp; insurance</b> .....	267	1 482	5 883	42	26	9	2	5	—	—	—	—	—
522	Credit intermediation & related activities .....	229	1 199	4 843	26	11	8	2	5	—	—	—	—	—
5221	Depository credit intermediation .....	195	981	4 058	18	7	4	2	5	—	—	—	—	—
52211	Commercial banking .....	186	950	3 924	15	5	3	2	5	—	—	—	—	—
522110	Commercial banking .....	186	950	3 924	15	5	3	2	5	—	—	—	—	—
53	<b>Real estate &amp; rental &amp; leasing</b> .....	57	233	1 179	16	13	2	—	1	—	—	—	—	—
54	<b>Professional, scientific &amp; technical services</b> .....	152	836	3 232	34	26	6	1	—	1	—	—	—	—
541	Professional, scientific & technical services .....	152	836	3 232	34	26	6	1	—	1	—	—	—	—

See footnotes at end of table.

**Table 6. Counties—Employees, Payroll, and Establishments by Industry: 2000—Con.**

[Excludes most government employees, railroad employees, and self-employed persons. Size class 1 to 4 includes establishments with payroll, but no employees, during mid-March pay period. (D) denotes figures withheld to avoid disclosing data for individual companies; the data are included in broader industry totals. Detailed industries with 100 or more employees are shown if industry was not a (D). For explanation of terms, abbreviations, and data reliability/comparability, see introductory text]

NAICS code	Industry	Number of employees for week including March 12	Payroll (\$1,000)		Total number of establishments	Number of establishments by employment-size class									
			First quarter	Annual		1 to 4	5 to 9	10 to 19	20 to 49	50 to 99	100 to 249	250 to 499	500 to 999	1,000 or more	
<b>WEAKLEY—Con.</b>															
<b>56</b>	<b>Admin, support, waste mgmt, remediation services</b>	<b>713</b>	<b>3 505</b>	<b>12 662</b>	<b>15</b>	<b>10</b>	<b>2</b>	<b>—</b>	<b>2</b>	<b>—</b>	<b>—</b>	<b>—</b>	<b>—</b>	<b>1</b>	<b>—</b>
561	Administrative & support services	713	3 505	12 662	15	10	2	—	2	—	—	—	—	1	—
5613	Employment services	(F)	(D)	(D)	1	—	—	—	—	—	—	—	—	1	—
56132	Temporary help services	(F)	(D)	(D)	1	—	—	—	—	—	—	—	—	1	—
<b>61</b>	<b>Educational services</b>	<b>(A)</b>	<b>(D)</b>	<b>(D)</b>	<b>2</b>	<b>2</b>	<b>—</b>	<b>—</b>	<b>—</b>	<b>—</b>	<b>—</b>	<b>—</b>	<b>—</b>	<b>—</b>	<b>—</b>
<b>62</b>	<b>Health care and social assistance</b>	<b>1 716</b>	<b>8 674</b>	<b>35 201</b>	<b>59</b>	<b>18</b>	<b>17</b>	<b>8</b>	<b>8</b>	<b>2</b>	<b>4</b>	<b>2</b>	<b>—</b>	<b>—</b>	<b>—</b>
621	Ambulatory health care services	415	3 444	14 350	31	9	13	3	5	—	1	—	—	—	—
6211	Offices of physicians	140	1 717	7 581	7	—	4	—	3	—	—	—	—	—	—
62111	Offices of physicians	140	1 717	7 581	7	—	4	—	3	—	—	—	—	—	—
621111	Offices of physicians (exc mental health)	140	1 717	7 581	7	—	4	—	3	—	—	—	—	—	—
6214	Outpatient care centers	(C)	(D)	(D)	4	—	3	—	—	—	1	—	—	—	—
62149	Other outpatient care centers	(C)	(D)	(D)	4	—	3	—	—	—	1	—	—	—	—
622	Hospitals	(E)	(D)	(D)	1	—	—	—	—	—	—	1	—	—	—
6221	General medical & surgical hospitals	(E)	(D)	(D)	1	—	—	—	—	—	—	1	—	—	—
62211	General medical & surgical hospitals	(E)	(D)	(D)	1	—	—	—	—	—	—	1	—	—	—
623	Nursing & residential care facilities	(E)	(D)	(D)	8	2	—	3	—	1	2	—	—	—	—
6231	Nursing care facilities	(E)	(D)	(D)	4	—	—	1	—	1	2	—	—	—	—
62311	Nursing care facilities	(E)	(D)	(D)	4	—	—	1	—	1	2	—	—	—	—
624	Social assistance	670	2 266	8 829	19	7	4	2	3	1	1	1	—	—	—
6241	Individual & family services	553	1 980	7 616	3	—	—	—	—	1	1	1	—	—	—
62419	Other individual & family services	(F)	(D)	(D)	2	—	—	—	—	—	1	1	—	—	—
<b>71</b>	<b>Arts, entertainment &amp; recreation</b>	<b>(B)</b>	<b>(D)</b>	<b>(D)</b>	<b>7</b>	<b>4</b>	<b>3</b>	<b>—</b>	<b>—</b>	<b>—</b>	<b>—</b>	<b>—</b>	<b>—</b>	<b>—</b>	<b>—</b>
<b>72</b>	<b>Accommodation &amp; food services</b>	<b>726</b>	<b>1 183</b>	<b>4 974</b>	<b>50</b>	<b>18</b>	<b>7</b>	<b>14</b>	<b>9</b>	<b>1</b>	<b>1</b>	<b>—</b>	<b>—</b>	<b>—</b>	<b>—</b>
722	Food services & drinking places	(F)	(D)	(D)	48	17	7	13	9	1	1	—	—	—	—
7221	Full-service restaurants	196	321	1 295	22	10	5	5	2	—	—	—	—	—	—
72211	Full-service restaurants	196	321	1 295	22	10	5	5	2	—	—	—	—	—	—
722110	Full-service restaurants	196	321	1 295	22	10	5	5	2	—	—	—	—	—	—
7222	Limited-service eating places	387	635	2 603	21	5	—	8	7	1	—	—	—	—	—
72221	Limited-service eating places	387	635	2 603	21	5	—	8	7	1	—	—	—	—	—
722211	Limited-service restaurants	373	615	2 502	18	3	—	7	7	1	—	—	—	—	—
7223	Special food services	(C)	(D)	(D)	1	—	—	—	—	—	1	—	—	—	—
72231	Food service contractors	(C)	(D)	(D)	1	—	—	—	—	—	1	—	—	—	—
<b>81</b>	<b>Other services (except public administration)</b>	<b>419</b>	<b>1 654</b>	<b>6 992</b>	<b>96</b>	<b>76</b>	<b>12</b>	<b>3</b>	<b>5</b>	<b>—</b>	<b>—</b>	<b>—</b>	<b>—</b>	<b>—</b>	<b>—</b>
811	Repair & maintenance	106	766	3 207	18	13	2	1	2	—	—	—	—	—	—
813	Religious, grantmaking, civic, prof & like organizations	267	699	2 823	65	53	7	2	3	—	—	—	—	—	—
8131	Religious organizations	206	487	1 948	54	45	7	—	2	—	—	—	—	—	—
81311	Religious organizations	206	487	1 948	54	45	7	—	2	—	—	—	—	—	—
813110	Religious organizations	206	487	1 948	54	45	7	—	2	—	—	—	—	—	—
<b>99</b>	<b>Unclassified establishments</b>	<b>2</b>	<b>2</b>	<b>20</b>	<b>5</b>	<b>5</b>	<b>—</b>	<b>—</b>	<b>—</b>	<b>—</b>	<b>—</b>	<b>—</b>	<b>—</b>	<b>—</b>	<b>—</b>
<b>WHITE</b>															
	<b>Total</b>	<b>6 829</b>	<b>37 766</b>	<b>147 749</b>	<b>406</b>	<b>256</b>	<b>60</b>	<b>32</b>	<b>27</b>	<b>15</b>	<b>13</b>	<b>2</b>	<b>1</b>	<b>—</b>	<b>—</b>
<b>11</b>	<b>Forestry, fishing, hunting, and agriculture support</b>	<b>29</b>	<b>145</b>	<b>485</b>	<b>6</b>	<b>5</b>	<b>—</b>	<b>—</b>	<b>1</b>	<b>—</b>	<b>—</b>	<b>—</b>	<b>—</b>	<b>—</b>	<b>—</b>
<b>21</b>	<b>Mining</b>	<b>(A)</b>	<b>(D)</b>	<b>(D)</b>	<b>2</b>	<b>1</b>	<b>—</b>	<b>1</b>	<b>—</b>	<b>—</b>	<b>—</b>	<b>—</b>	<b>—</b>	<b>—</b>	<b>—</b>
<b>22</b>	<b>Utilities</b>	<b>(A)</b>	<b>(D)</b>	<b>(D)</b>	<b>1</b>	<b>—</b>	<b>—</b>	<b>1</b>	<b>—</b>	<b>—</b>	<b>—</b>	<b>—</b>	<b>—</b>	<b>—</b>	<b>—</b>
<b>23</b>	<b>Construction</b>	<b>212</b>	<b>967</b>	<b>4 344</b>	<b>40</b>	<b>28</b>	<b>8</b>	<b>3</b>	<b>—</b>	<b>1</b>	<b>—</b>	<b>—</b>	<b>—</b>	<b>—</b>	<b>—</b>
235	Special trade contractors	157	727	3 305	21	13	5	2	—	1	—	—	—	—	—
<b>31-33</b>	<b>Manufacturing</b>	<b>3 249</b>	<b>22 677</b>	<b>85 751</b>	<b>46</b>	<b>13</b>	<b>8</b>	<b>5</b>	<b>3</b>	<b>7</b>	<b>8</b>	<b>1</b>	<b>1</b>	<b>—</b>	<b>—</b>
315	Apparel manufacturing	515	3 349	11 362	7	3	—	—	—	2	2	—	—	—	—
3152	Cut & sew apparel mfg	(F)	(D)	(D)	6	2	—	—	—	2	2	—	—	—	—
31522	Men's, boys' cut & sew apparel mfg	(C)	(D)	(D)	1	—	—	—	—	—	1	—	—	—	—
31529	Other cut & sew apparel mfg	(C)	(D)	(D)	1	—	—	—	—	—	1	—	—	—	—
321	Wood product mfg	433	2 149	9 677	11	2	2	3	—	2	2	—	—	—	—
3211	Sawmills & wood preservation	135	551	3 239	3	—	—	2	—	—	1	—	—	—	—
32111	Sawmills & wood preservation	135	551	3 239	3	—	—	2	—	—	1	—	—	—	—
321113	Sawmills	135	551	3 239	3	—	—	2	—	—	1	—	—	—	—
3219	Other wood product mfg	(E)	(D)	(D)	7	2	1	1	—	2	1	—	—	—	—
32191	Millwork	265	1 484	5 940	3	—	—	—	—	2	1	—	—	—	—
325	Chemical mfg	(C)	(D)	(D)	1	—	—	—	—	—	1	—	—	—	—
3259	Other chemical product & preparation mfg	(C)	(D)	(D)	1	—	—	—	—	—	1	—	—	—	—
32599	All other chemical product & preparation mfg	(C)	(D)	(D)	1	—	—	—	—	—	1	—	—	—	—
326	Plastics & rubber products mfg	343	2 294	9 637	5	—	1	1	1	1	1	—	—	—	—
3261	Plastics product mfg	343	2 294	9 637	5	—	1	1	1	1	1	—	—	—	—
32619	Other plastics product mfg	(E)	(D)	(D)	4	—	—	1	1	1	1	—	—	—	—
332	Fabricated metal product mfg	134	809	2 418	4	2	—	—	1	—	1	—	—	—	—
3327	Mach shops, turn prod, screw, nut, bolt mfg	(C)	(D)	(D)	2	1	—	—	—	—	1	—	—	—	—
33272	Turned product & screw, nut & bolt mfg	(C)	(D)	(D)	1	—	—	—	—	—	1	—	—	—	—
333	Machinery mfg	106	749	3 085	6	2	2	1	—	1	—	—	—	—	—

See footnotes at end of table.

**Table 6. Counties—Employees, Payroll, and Establishments by Industry: 2000—Con.**

[Excludes most government employees, railroad employees, and self-employed persons. Size class 1 to 4 includes establishments with payroll, but no employees, during mid-March pay period. (D) denotes figures withheld to avoid disclosing data for individual companies; the data are included in broader industry totals. Detailed industries with 100 or more employees are shown if industry was not a (D). For explanation of terms, abbreviations, and data reliability/comparability, see introductory text]

NAICS code	Industry	Number of employees for week including March 12	Payroll (\$1,000)		Total number of establishments	Number of establishments by employment-size class								
			First quarter	Annual		1 to 4	5 to 9	10 to 19	20 to 49	50 to 99	100 to 249	250 to 499	500 to 999	1,000 or more
<b>31-33</b>	<b>WHITE—Con. Manufacturing—Con.</b>													
334	Computer & electronic product mfg . . . . .	(F)	(D)	(D)	1	—	—	—	—	—	—	—	1	—
3345	Nav. measuring, medical, control instruments mfg . . . . .	(F)	(D)	(D)	1	—	—	—	—	—	—	—	1	—
33451	Nav. measuring, medical, control instruments mfg . . . . .	(F)	(D)	(D)	1	—	—	—	—	—	—	—	1	—
335	Electrical equip, appliance & component mfg . . . . .	(F)	(D)	(D)	3	1	—	—	—	—	1	1	—	—
3351	Electric lighting equipment mfg . . . . .	(F)	(D)	(D)	3	1	—	—	—	—	1	1	—	—
33511	Electric lamp bulb & part mfg . . . . .	(E)	(D)	(D)	1	—	—	—	—	—	—	1	—	—
33512	Lighting fixture mfg . . . . .	(C)	(D)	(D)	2	1	—	—	—	—	1	—	—	—
<b>42</b>	<b>Wholesale trade . . . . .</b>	<b>431</b>	<b>2 636</b>	<b>10 814</b>	<b>20</b>	<b>13</b>	<b>2</b>	<b>2</b>	<b>—</b>	<b>1</b>	<b>2</b>	<b>—</b>	<b>—</b>	<b>—</b>
421	Wholesale trade, durable goods . . . . .	402	2 381	10 090	15	11	—	1	—	1	2	—	—	—
4211	Motor vehicle, motor vehicle pt & supply whsle . . . . .	(E)	(D)	(D)	4	2	—	—	—	—	2	—	—	—
42112	Motor vehicle supplies & new parts whsle . . . . .	(E)	(D)	(D)	4	2	—	—	—	—	2	—	—	—
<b>44-45</b>	<b>Retail trade . . . . .</b>	<b>845</b>	<b>3 580</b>	<b>14 813</b>	<b>86</b>	<b>55</b>	<b>12</b>	<b>8</b>	<b>7</b>	<b>3</b>	<b>1</b>	<b>—</b>	<b>—</b>	<b>—</b>
441	Motor vehicle & parts dealers . . . . .	201	1 198	4 956	15	8	2	2	1	2	—	—	—	—
4411	Automobile dealers . . . . .	(C)	(D)	(D)	7	3	—	1	1	2	—	—	—	—
44111	New car dealers . . . . .	160	1 038	4 261	4	—	—	1	1	2	—	—	—	—
441110	New car dealers . . . . .	160	1 038	4 261	4	—	—	1	1	2	—	—	—	—
445	Food & beverage stores . . . . .	198	592	2 421	17	13	—	1	2	1	—	—	—	—
4451	Grocery stores . . . . .	(C)	(D)	(D)	15	11	—	1	2	1	—	—	—	—
44511	Grocery (except convenience) stores . . . . .	186	569	2 334	12	8	—	1	2	1	—	—	—	—
445110	Grocery (except convenience) stores . . . . .	186	569	2 334	12	8	—	1	2	1	—	—	—	—
452	General merchandise stores . . . . .	154	595	2 353	6	3	2	—	—	—	1	—	—	—
4521	Department stores . . . . .	(C)	(D)	(D)	1	—	—	—	—	—	1	—	—	—
45211	Department stores . . . . .	(C)	(D)	(D)	1	—	—	—	—	—	1	—	—	—
<b>48-49</b>	<b>Transportation &amp; warehousing . . . . .</b>	<b>159</b>	<b>1 136</b>	<b>4 984</b>	<b>12</b>	<b>6</b>	<b>4</b>	<b>—</b>	<b>1</b>	<b>1</b>	<b>—</b>	<b>—</b>	<b>—</b>	<b>—</b>
484	Truck transportation . . . . .	146	1 028	4 468	8	4	2	—	1	1	—	—	—	—
4841	General freight trucking . . . . .	(C)	(D)	(D)	4	2	—	—	1	1	—	—	—	—
<b>51</b>	<b>Information . . . . .</b>	<b>505</b>	<b>951</b>	<b>2 584</b>	<b>5</b>	<b>2</b>	<b>—</b>	<b>—</b>	<b>2</b>	<b>—</b>	<b>—</b>	<b>1</b>	<b>—</b>	<b>—</b>
513	Broadcasting & telecommunications . . . . .	(E)	(D)	(D)	3	1	—	—	1	—	—	1	—	—
5132	Cable networks & program distribution . . . . .	(E)	(D)	(D)	1	—	—	—	—	—	—	1	—	—
51321	Cable networks . . . . .	(E)	(D)	(D)	1	—	—	—	—	—	—	1	—	—
<b>52</b>	<b>Finance &amp; insurance . . . . .</b>	<b>96</b>	<b>760</b>	<b>3 035</b>	<b>23</b>	<b>19</b>	<b>1</b>	<b>2</b>	<b>1</b>	<b>—</b>	<b>—</b>	<b>—</b>	<b>—</b>	<b>—</b>
<b>53</b>	<b>Real estate &amp; rental &amp; leasing . . . . .</b>	<b>25</b>	<b>110</b>	<b>452</b>	<b>11</b>	<b>10</b>	<b>1</b>	<b>—</b>	<b>—</b>	<b>—</b>	<b>—</b>	<b>—</b>	<b>—</b>	<b>—</b>
<b>54</b>	<b>Professional, scientific &amp; technical services . . . . .</b>	<b>99</b>	<b>353</b>	<b>1 574</b>	<b>25</b>	<b>19</b>	<b>3</b>	<b>2</b>	<b>1</b>	<b>—</b>	<b>—</b>	<b>—</b>	<b>—</b>	<b>—</b>
<b>55</b>	<b>Management of companies &amp; enterprises . . . . .</b>	<b>(A)</b>	<b>(D)</b>	<b>(D)</b>	<b>2</b>	<b>2</b>	<b>—</b>	<b>—</b>	<b>—</b>	<b>—</b>	<b>—</b>	<b>—</b>	<b>—</b>	<b>—</b>
<b>56</b>	<b>Admin, support, waste mgt, remediation services . . . . .</b>	<b>41</b>	<b>89</b>	<b>586</b>	<b>12</b>	<b>8</b>	<b>2</b>	<b>2</b>	<b>—</b>	<b>—</b>	<b>—</b>	<b>—</b>	<b>—</b>	<b>—</b>
<b>61</b>	<b>Educational services . . . . .</b>	<b>9</b>	<b>29</b>	<b>105</b>	<b>3</b>	<b>2</b>	<b>1</b>	<b>—</b>	<b>—</b>	<b>—</b>	<b>—</b>	<b>—</b>	<b>—</b>	<b>—</b>
<b>62</b>	<b>Health care and social assistance . . . . .</b>	<b>566</b>	<b>2 932</b>	<b>11 652</b>	<b>38</b>	<b>23</b>	<b>7</b>	<b>2</b>	<b>3</b>	<b>1</b>	<b>2</b>	<b>—</b>	<b>—</b>	<b>—</b>
621	Ambulatory health care services . . . . .	143	849	3 551	25	16	5	2	2	—	—	—	—	—
622	Hospitals . . . . .	(C)	(D)	(D)	1	—	—	—	—	—	1	—	—	—
6221	General medical & surgical hospitals . . . . .	(C)	(D)	(D)	1	—	—	—	—	—	1	—	—	—
62211	General medical & surgical hospitals . . . . .	(C)	(D)	(D)	1	—	—	—	—	—	1	—	—	—
623	Nursing & residential care facilities . . . . .	(C)	(D)	(D)	2	1	—	—	—	—	1	—	—	—
6231	Nursing care facilities . . . . .	(C)	(D)	(D)	1	—	—	—	—	—	1	—	—	—
62311	Nursing care facilities . . . . .	(C)	(D)	(D)	1	—	—	—	—	—	1	—	—	—
624	Social assistance . . . . .	(C)	(D)	(D)	10	6	2	—	1	1	—	—	—	—
<b>71</b>	<b>Arts, entertainment &amp; recreation . . . . .</b>	<b>42</b>	<b>66</b>	<b>315</b>	<b>6</b>	<b>5</b>	<b>—</b>	<b>—</b>	<b>1</b>	<b>—</b>	<b>—</b>	<b>—</b>	<b>—</b>	<b>—</b>
<b>72</b>	<b>Accommodation &amp; food services . . . . .</b>	<b>383</b>	<b>745</b>	<b>3 730</b>	<b>25</b>	<b>9</b>	<b>4</b>	<b>4</b>	<b>7</b>	<b>1</b>	<b>—</b>	<b>—</b>	<b>—</b>	<b>—</b>
722	Food services & drinking places . . . . .	380	741	3 704	22	6	4	4	7	1	—	—	—	—
7222	Limited-service eating places . . . . .	302	612	3 174	14	5	—	2	6	1	—	—	—	—
72221	Limited-service eating places . . . . .	302	612	3 174	14	5	—	2	6	1	—	—	—	—
722211	Limited-service restaurants . . . . .	302	612	3 174	14	5	—	2	6	1	—	—	—	—
<b>81</b>	<b>Other services (except public administration) . . . . .</b>	<b>98</b>	<b>324</b>	<b>1 356</b>	<b>39</b>	<b>32</b>	<b>7</b>	<b>—</b>	<b>—</b>	<b>—</b>	<b>—</b>	<b>—</b>	<b>—</b>	<b>—</b>
<b>99</b>	<b>Unclassified establishments . . . . .</b>	<b>5</b>	<b>8</b>	<b>44</b>	<b>4</b>	<b>4</b>	<b>—</b>	<b>—</b>	<b>—</b>	<b>—</b>	<b>—</b>	<b>—</b>	<b>—</b>	<b>—</b>

See footnotes at end of table.

**Table 6. Counties—Employees, Payroll, and Establishments by Industry: 2000—Con.**

[Excludes most government employees, railroad employees, and self-employed persons. Size class 1 to 4 includes establishments with payroll, but no employees, during mid-March pay period. (D) denotes figures withheld to avoid disclosing data for individual companies; the data are included in broader industry totals. Detailed industries with 100 or more employees are shown if industry was not a (D). For explanation of terms, abbreviations, and data reliability/comparability, see introductory text]

NAICS code	Industry	Number of employees for week including March 12	Payroll (\$1,000)		Total number of establishments	Number of establishments by employment-size class								
			First quarter	Annual		1 to 4	5 to 9	10 to 19	20 to 49	50 to 99	100 to 249	250 to 499	500 to 999	1,000 or more
<b>WILLIAMSON</b>														
	<b>Total</b> .....	<b>69 912</b>	<b>622 357</b>	<b>2 473 812</b>	<b>4 362</b>	<b>2 290</b>	<b>825</b>	<b>557</b>	<b>420</b>	<b>146</b>	<b>89</b>	<b>26</b>	<b>6</b>	<b>3</b>
<b>11</b>	<b>Forestry, fishing, hunting, and agriculture support</b> .....	<b>18</b>	<b>98</b>	<b>411</b>	<b>6</b>	<b>4</b>	<b>2</b>	—	—	—	—	—	—	—
<b>21</b>	<b>Mining</b> .....	<b>(B)</b>	<b>(D)</b>	<b>(D)</b>	<b>8</b>	<b>6</b>	<b>1</b>	—	<b>1</b>	—	—	—	—	—
<b>22</b>	<b>Utilities</b> .....	<b>(B)</b>	<b>(D)</b>	<b>(D)</b>	<b>2</b>	<b>1</b>	—	—	—	<b>1</b>	—	—	—	—
<b>23</b>	<b>Construction</b> .....	<b>5 148</b>	<b>51 003</b>	<b>206 330</b>	<b>409</b>	<b>235</b>	<b>79</b>	<b>49</b>	<b>29</b>	<b>8</b>	<b>6</b>	<b>3</b>	—	—
233	Building, developing & general contracting .....	1 918	18 815	84 637	193	122	34	19	11	4	2	1	—	—
2331	Land subdivision & land development .....	(C)	(D)	(D)	24	18	1	1	3	1	—	—	—	—
23311	Land subdivision & land development .....	(C)	(D)	(D)	24	18	1	1	3	1	—	—	—	—
2332	Residential building construction .....	634	5 860	28 118	129	89	25	11	3	1	—	—	—	—
23321	Single-family housing construction .....	614	5 690	27 294	123	85	24	10	3	1	—	—	—	—
233210	Single-family housing construction .....	614	5 690	27 294	123	85	24	10	3	1	—	—	—	—
2333	Nonresidential building construction .....	(G)	(D)	(D)	40	15	8	7	5	2	1	—	—	—
23331	Mfg & industrial building construction .....	(C)	(D)	(D)	5	3	—	1	—	—	1	—	—	—
23332	Commercial & institutional bldg construction ..	994	9 726	44 232	35	12	8	6	5	2	1	1	—	—
233320	Commercial & institutional bldg construction ..	994	9 726	44 232	35	12	8	6	5	2	1	1	—	—
234	Heavy construction .....	802	7 091	29 668	26	3	4	9	6	2	2	—	—	—
2341	Highway, street, bridge & tunnel construction ...	448	4 227	17 546	6	—	1	1	1	1	2	—	—	—
23411	Highway & street construction .....	252	2 749	10 916	3	—	—	1	1	—	1	—	—	—
234110	Highway & street construction .....	252	2 749	10 916	3	—	—	1	1	—	1	—	—	—
23412	Bridge & tunnel construction .....	196	1 478	6 630	3	—	1	—	—	1	1	—	—	—
234120	Bridge & tunnel construction .....	196	1 478	6 630	3	—	1	—	—	1	1	—	—	—
2349	Other heavy construction .....	354	2 864	12 122	20	3	3	8	5	1	—	—	—	—
23491	Water, sewer & pipeline construction .....	252	1 944	8 245	10	—	1	5	3	1	—	—	—	—
234910	Water, sewer & pipeline construction .....	252	1 944	8 245	10	—	1	5	3	1	—	—	—	—
235	Special trade contractors .....	2 428	25 097	92 025	190	110	41	21	12	2	2	2	—	—
2351	Plumbing, heating & AC contractor .....	1 396	18 083	61 121	44	20	9	5	6	1	1	2	—	—
23511	Plumbing, heating & AC contractor .....	1 396	18 083	61 121	44	20	9	5	6	1	1	2	—	—
235110	Plumbing, heating & AC contractor .....	1 396	18 083	61 121	44	20	9	5	6	1	1	2	—	—
2353	Electrical contractors .....	151	1 027	4 473	24	12	7	4	1	—	—	—	—	—
23531	Electrical contractors .....	151	1 027	4 473	24	12	7	4	1	—	—	—	—	—
235310	Electrical contractors .....	151	1 027	4 473	24	12	7	4	1	—	—	—	—	—
2354	Masonry, drywall, insulation, tile contractors ....	327	2 240	10 741	21	13	5	1	1	—	1	—	—	—
23541	Masonry & stone contractors .....	(C)	(D)	(D)	7	4	2	—	—	—	1	—	—	—
2355	Carpentry & floor contractors .....	216	1 927	6 568	28	18	5	2	2	1	—	—	—	—
23551	Carpentry contractors .....	155	1 348	4 493	23	16	5	1	—	1	—	—	—	—
235510	Carpentry contractors .....	155	1 348	4 493	23	16	5	1	—	1	—	—	—	—
2357	Concrete contractors .....	103	587	2 886	17	9	4	3	1	—	—	—	—	—
23571	Concrete contractors .....	103	587	2 886	17	9	4	3	1	—	—	—	—	—
235710	Concrete contractors .....	103	587	2 886	17	9	4	3	1	—	—	—	—	—
2359	Other special trade contractors .....	131	715	3 268	31	22	5	3	1	—	—	—	—	—
<b>31-33</b>	<b>Manufacturing</b> .....	<b>4 749</b>	<b>35 313</b>	<b>146 811</b>	<b>129</b>	<b>48</b>	<b>20</b>	<b>23</b>	<b>17</b>	<b>10</b>	<b>5</b>	<b>6</b>	—	—
311	Food mfg .....	357	2 779	10 933	10	2	1	3	2	1	1	—	—	—
3111	Animal food mfg .....	(C)	(D)	(D)	1	—	—	—	—	—	1	—	—	—
31111	Animal food mfg .....	(C)	(D)	(D)	1	—	—	—	—	—	1	—	—	—
316	Leather & allied product mfg .....	(C)	(D)	(D)	2	—	1	—	—	—	1	—	—	—
3162	Footwear mfg .....	(C)	(D)	(D)	1	—	—	—	—	—	1	—	—	—
31621	Footwear mfg .....	(C)	(D)	(D)	1	—	—	—	—	—	1	—	—	—
321	Wood product mfg .....	149	895	3 441	8	2	2	1	2	1	—	—	—	—
322	Paper mfg .....	(F)	(D)	(D)	3	1	—	—	1	—	—	1	—	—
3222	Converted paper product mfg .....	(F)	(D)	(D)	3	1	—	—	1	—	—	1	—	—
32222	Paper bag & coated & treated paper mfg .....	(F)	(D)	(D)	3	1	—	—	1	—	—	1	—	—
323	Printing & related support activities .....	348	2 914	11 880	24	9	5	6	2	2	—	—	—	—
3231	Printing & related support activities .....	348	2 914	11 880	24	9	5	6	2	2	—	—	—	—
32311	Printing .....	(E)	(D)	(D)	22	8	5	6	2	1	—	—	—	—
323110	Commercial lithographic printing .....	132	1 067	4 202	12	3	4	3	2	—	—	—	—	—
326	Plastics & rubber products mfg .....	422	3 134	12 705	10	1	3	4	1	—	—	1	—	—
3261	Plastics product mfg .....	(E)	(D)	(D)	9	1	3	3	1	—	—	1	—	—
32619	Other plastics product mfg .....	(E)	(D)	(D)	8	1	3	3	—	—	—	1	—	—
326199	All other plastics product mfg .....	370	2 632	10 149	7	1	3	2	—	—	—	1	—	—
327	Nonmetallic mineral product mfg .....	169	1 112	5 195	10	3	1	4	1	1	—	—	—	—
3273	Cement & concrete product mfg .....	(C)	(D)	(D)	5	1	—	2	1	1	—	—	—	—
331	Primary metal mfg .....	318	2 685	10 913	3	—	—	—	1	1	1	—	—	—
3314	Nonferrous (exc alum) production & processing .	318	2 685	10 913	3	—	—	—	1	1	1	—	—	—
33149	Other nonferrous roll, draw, extruding, alloying .....	(C)	(D)	(D)	2	—	—	—	1	—	1	—	—	—
332	Fabricated metal product mfg .....	289	2 590	10 273	9	3	2	1	1	1	1	—	—	—
3327	Mach shops, turn prod, screw, nut, bolt mfg ....	183	1 646	6 465	4	1	1	—	1	—	1	—	—	—
33272	Turned product & screw, nut & bolt mfg .....	(C)	(D)	(D)	1	—	—	—	—	—	1	—	—	—
3329	Other fabricated metal product mfg .....	(C)	(D)	(D)	3	—	1	1	—	1	—	—	—	—
33299	All other fabricated metal product mfg .....	(C)	(D)	(D)	3	—	1	1	—	1	—	—	—	—
333	Machinery mfg .....	130	1 180	4 650	7	3	1	1	1	1	—	—	—	—

See footnotes at end of table.

**Table 6. Counties—Employees, Payroll, and Establishments by Industry: 2000—Con.**

[Excludes most government employees, railroad employees, and self-employed persons. Size class 1 to 4 includes establishments with payroll, but no employees, during mid-March pay period. (D) denotes figures withheld to avoid disclosing data for individual companies; the data are included in broader industry totals. Detailed industries with 100 or more employees are shown if industry was not a (D). For explanation of terms, abbreviations, and data reliability/comparability, see introductory text]

NAICS code	Industry	Number of employees for week including March 12	Payroll (\$1,000)		Total number of establishments	Number of establishments by employment-size class																			
			First quarter	Annual		1 to 4	5 to 9	10 to 19	20 to 49	50 to 99	100 to 249	250 to 499	500 to 999	1,000 or more											
<b>WILLIAMSON—Con.</b>																									
<b>31-33 Manufacturing—Con.</b>																									
334	Computer & electronic product mfg . . . . .	684	4 314	22 194	9	5	—	—	1	1	—	2	—	—											
3342	Communications equipment mfg . . . . .	(E)	(D)	(D)	2	—	—	—	—	1	—	1	—	—											
33422	Radio, TV broadcast & wireless comm equip mfg . . . . .	(E)	(D)	(D)	2	—	—	—	—	1	—	1	—	—											
3345	Nav, measuring, medical, control instruments mfg . . . . .	(E)	(D)	(D)	2	1	—	—	—	—	—	1	—	—											
33451	Nav, measuring, medical, control instruments mfg . . . . .	(E)	(D)	(D)	2	1	—	—	—	—	—	1	—	—											
335	Electrical equip, appliance & component mfg . . . . .	762	5 502	20 226	4	1	—	—	1	—	—	2	—	—											
3352	Household appliance mfg . . . . .	(E)	(D)	(D)	2	1	—	—	—	—	—	1	—	—											
33521	Small electrical appliance mfg . . . . .	(E)	(D)	(D)	2	1	—	—	—	—	—	1	—	—											
3353	Electrical equipment mfg . . . . .	(E)	(D)	(D)	1	—	—	—	—	—	—	1	—	—											
33531	Electrical equipment mfg . . . . .	(E)	(D)	(D)	1	—	—	—	—	—	—	1	—	—											
339	Miscellaneous mfg . . . . .	232	1 378	6 915	8	4	1	1	—	1	—	—	—	—											
3399	Other miscellaneous mfg . . . . .	(C)	(D)	(D)	6	3	1	—	1	—	1	—	—	—											
33994	Office supplies (exc paper) mfg . . . . .	(C)	(D)	(D)	2	—	—	—	1	—	1	—	—	—											
<b>42</b>	<b>Wholesale trade . . . . .</b>	<b>3 311</b>	<b>40 091</b>	<b>170 388</b>	<b>254</b>	<b>151</b>	<b>45</b>	<b>25</b>	<b>21</b>	<b>7</b>	<b>3</b>	<b>1</b>	<b>1</b>	<b>—</b>											
421	Wholesale trade, durable goods . . . . .	2 556	30 310	131 009	179	103	36	15	17	4	2	1	1	—											
4212	Furniture & home furnishing whsle . . . . .	151	1 987	10 266	7	4	—	—	2	1	—	—	—	—											
42121	Furniture whsle . . . . .	(C)	(D)	(D)	4	2	—	—	1	1	—	—	—	—											
4214	Professional & commercial equip & supp whsle . . . . .	482	6 935	31 349	27	15	5	3	2	1	1	—	—	—											
42143	Computer & peripheral equip & software whsle . . . . .	164	2 647	11 358	14	8	3	2	—	1	—	—	—	—											
421430	Computer & peripheral equip & software whsle . . . . .	164	2 647	11 358	14	8	3	2	—	1	—	—	—	—											
42145	Medical, dental, hospital equip & supp whsle . . . . .	(C)	(D)	(D)	4	3	—	—	—	—	1	—	—	—											
4215	Metal & mineral (except petroleum) whsle . . . . .	126	2 669	9 556	15	8	5	—	1	1	—	—	—	—											
42151	Metal service centers & offices whsle . . . . .	126	2 669	9 556	15	8	5	—	1	1	—	—	—	—											
421510	Metal service centers & offices whsle . . . . .	126	2 669	9 556	15	8	5	—	1	1	—	—	—	—											
4216	Electrical goods whsle . . . . .	211	3 993	14 577	26	16	4	1	5	—	—	—	—	—											
42169	Other electronic parts & equipment whsle . . . . .	159	3 067	10 762	17	9	4	1	3	—	—	—	—	—											
421690	Other electronic parts & equipment whsle . . . . .	159	3 067	10 762	17	9	4	1	3	—	—	—	—	—											
4218	Machinery, equipment & supplies whsle . . . . .	847	7 085	30 804	47	24	13	4	4	1	—	—	1	—											
42183	Industrial machinery & equipment whsle . . . . .	263	3 168	14 134	26	11	8	3	3	1	—	—	—	—											
421830	Industrial machinery & equipment whsle . . . . .	263	3 168	14 134	26	11	8	3	3	1	—	—	—	—											
42184	Industrial supplies whsle . . . . .	544	3 491	14 665	12	7	3	1	—	—	—	—	1	—											
421840	Industrial supplies whsle . . . . .	544	3 491	14 665	12	7	3	1	—	—	—	—	1	—											
4219	Miscellaneous durable goods whsle . . . . .	636	6 359	28 919	33	19	6	3	3	—	1	1	—	—											
42199	Other miscellaneous durable goods whsle . . . . .	561	5 139	23 308	19	11	3	1	2	—	1	1	—	—											
421990	Other miscellaneous durable goods whsle . . . . .	561	5 139	23 308	19	11	3	1	2	—	1	1	—	—											
422	Wholesale trade, nondurable goods . . . . .	755	9 781	39 379	75	48	9	10	4	3	1	—	—	—											
4223	Apparel, piece goods & notions whsle . . . . .	252	3 002	11 383	16	11	1	2	—	1	1	—	—	—											
42234	Footwear whsle . . . . .	225	2 809	9 903	6	3	—	—	—	1	1	—	—	—											
422340	Footwear whsle . . . . .	225	2 809	9 903	6	3	—	—	—	1	1	—	—	—											
4227	Petroleum & petroleum products whsle . . . . .	134	2 361	8 925	7	3	2	—	1	1	—	—	—	—											
42271	Petroleum bulk stations & terminals . . . . .	102	1 349	5 873	3	—	2	—	—	1	—	—	—	—											
422710	Petroleum bulk stations & terminals . . . . .	102	1 349	5 873	3	—	2	—	—	1	—	—	—	—											
<b>44-45</b>	<b>Retail trade . . . . .</b>	<b>9 654</b>	<b>46 591</b>	<b>209 142</b>	<b>624</b>	<b>271</b>	<b>156</b>	<b>86</b>	<b>66</b>	<b>24</b>	<b>19</b>	<b>2</b>	<b>—</b>	<b>—</b>											
441	Motor vehicle & parts dealers . . . . .	1 293	11 108	48 814	56	19	9	9	10	8	1	—	—	—											
4411	Automobile dealers . . . . .	917	9 065	38 627	29	9	4	2	7	6	1	—	—	—											
44111	New car dealers . . . . .	876	8 782	37 413	18	2	1	1	7	6	1	—	—	—											
441110	New car dealers . . . . .	876	8 782	37 413	18	2	1	1	7	6	1	—	—	—											
4413	Automotive parts, accessories & tire stores . . . . .	288	1 621	6 786	21	7	5	5	3	1	—	—	—	—											
44131	Automotive parts, accessories & tire stores . . . . .	165	815	3 486	10	2	2	4	1	1	—	—	—	—											
441310	Automotive parts, accessories & tire stores . . . . .	165	815	3 486	10	2	2	4	1	1	—	—	—	—											
44132	Tire dealers . . . . .	123	806	3 300	11	5	3	1	2	—	—	—	—	—											
441320	Tire dealers . . . . .	123	806	3 300	11	5	3	1	2	—	—	—	—	—											
442	Furniture & home furnishing stores . . . . .	345	1 933	7 964	45	20	17	3	4	1	—	—	—	—											
4421	Furniture stores . . . . .	166	1 063	4 359	20	6	10	1	3	—	—	—	—	—											
44211	Furniture stores . . . . .	166	1 063	4 359	20	6	10	1	3	—	—	—	—	—											
442110	Furniture stores . . . . .	166	1 063	4 359	20	6	10	1	3	—	—	—	—	—											
4422	Home furnishings stores . . . . .	179	870	3 605	25	14	7	2	1	1	—	—	—	—											
44229	Other home furnishings stores . . . . .	137	523	2 092	17	11	3	1	1	1	—	—	—	—											
443	Electronics & appliance stores . . . . .	387	2 190	9 599	24	10	6	3	2	2	1	—	—	—											
4431	Electronics & appliance stores . . . . .	387	2 190	9 599	24	10	6	3	2	2	1	—	—	—											
44311	Appliance, TV & all other electronics stores . . . . .	(E)	(D)	(D)	14	6	4	—	2	1	1	—	—	—											
443112	Radio, television & other electronics stores . . . . .	244	1 258	4 780	10	3	4	—	1	1	1	—	—	—											
44312	Computer & software stores . . . . .	106	662	3 683	9	4	2	2	—	1	—	—	—	—											
443120	Computer & software stores . . . . .	106	662	3 683	9	4	2	2	—	1	—	—	—	—											
444	Bldg material & garden equip & supp dealers . . . . .	783	5 199	22 643	53	26	11	6	7	1	2	—	—	—											
4441	Building material & supplies dealers . . . . .	641	4 380	19 059	38	18	10	3	4	1	2	—	—	—											
44411	Home centers . . . . .	(E)	(D)	(D)	2	—	—	—	—	—	2	—	—	—											
44419	Other building material dealers . . . . .	244	2 229	11 088	24	12	4	3	4	1	—	—	—	—											
444190	Other building material dealers . . . . .	244	2 229	11 088	24	12	4	3	4	1	—	—	—	—											
4442	Lawn & garden equip & supplies stores . . . . .	142	819	3 584	15	8	1	3	3	—	—	—	—	—											
44422	Nursery & garden centers . . . . .	(C)	(D)	(D)	13	8	—	3	2	—	—	—	—	—											
445	Food & beverage stores . . . . .	1 653	6 439	26 844	69	31	15	7	6	3	7	—	—	—											
4451	Grocery stores . . . . .	1 522	5 969	24 393	44	20	5	3	6	3	7	—	—	—											
44511	Grocery (except convenience) stores . . . . .	1 455	5 787	23 534	34	14	4	1	5	3	7	—	—	—											
445110	Grocery (except convenience) stores . . . . .	1 455	5 787	23 534	34	14	4	1	5	3	7	—	—	—											

See footnotes at end of table.

**Table 6. Counties—Employees, Payroll, and Establishments by Industry: 2000—Con.**

[Excludes most government employees, railroad employees, and self-employed persons. Size class 1 to 4 includes establishments with payroll, but no employees, during mid-March pay period. (D) denotes figures withheld to avoid disclosing data for individual companies; the data are included in broader industry totals. Detailed industries with 100 or more employees are shown if industry was not a (D). For explanation of terms, abbreviations, and data reliability/comparability, see introductory text]

NAICS code	Industry	Number of employees for week including March 12	Payroll (\$1,000)		Total number of establishments	Number of establishments by employment-size class								
			First quarter	Annual		1 to 4	5 to 9	10 to 19	20 to 49	50 to 99	100 to 249	250 to 499	500 to 999	1,000 or more
<b>WILLIAMSON—Con.</b>														
<b>44-45 Retail trade—Con.</b>														
446	Health & personal care stores	569	3 386	15 019	51	23	7	13	7	—	1	—	—	—
4461	Health & personal care stores	569	3 386	15 019	51	23	7	13	7	—	1	—	—	—
44611	Pharmacies & drug stores	366	2 553	11 514	20	5	3	6	5	—	1	—	—	—
446110	Pharmacies & drug stores	366	2 553	11 514	20	5	3	6	5	—	1	—	—	—
447	Gasoline stations	559	1 849	8 516	59	21	24	7	5	2	—	—	—	—
4471	Gasoline stations	559	1 849	8 516	59	21	24	7	5	2	—	—	—	—
44711	Gasoline stations with convenience stores	363	1 142	5 482	43	13	20	5	5	—	—	—	—	—
447110	Gasoline stations with convenience stores	363	1 142	5 482	43	13	20	5	5	—	—	—	—	—
44719	Other gasoline stations	196	707	3 034	16	8	4	2	—	2	—	—	—	—
447190	Other gasoline stations	196	707	3 034	16	8	4	2	—	2	—	—	—	—
448	Clothing & clothing accessories stores	1 036	2 954	13 039	88	28	33	17	7	2	1	—	—	—
4481	Clothing stores	825	2 126	9 692	50	11	15	14	7	2	1	—	—	—
44812	Women's clothing stores	218	517	2 352	19	3	7	6	3	—	—	—	—	—
448120	Women's clothing stores	218	517	2 352	19	3	7	6	3	—	—	—	—	—
44814	Family clothing stores	444	1 103	5 393	12	3	—	4	2	2	1	—	—	—
448140	Family clothing stores	444	1 103	5 393	12	3	—	4	2	2	1	—	—	—
4482	Shoe stores	122	399	1 684	22	11	9	2	—	—	—	—	—	—
44821	Shoe stores	122	399	1 684	22	11	9	2	—	—	—	—	—	—
448210	Shoe stores	122	399	1 684	22	11	9	2	—	—	—	—	—	—
451	Sporting goods, hobby, book & music stores	704	2 355	9 340	56	27	8	9	9	3	—	—	—	—
4511	Sporting goods, hobby, musical instrument stores	452	1 741	7 073	41	23	5	5	6	2	—	—	—	—
45111	Sporting goods stores	255	933	3 617	17	9	2	3	1	2	—	—	—	—
451110	Sporting goods stores	255	933	3 617	17	9	2	3	1	2	—	—	—	—
45112	Hobby, toy & game stores	127	494	2 224	14	8	2	—	4	—	—	—	—	—
451120	Hobby, toy & game stores	127	494	2 224	14	8	2	—	4	—	—	—	—	—
4512	Book, periodical & music stores	252	614	2 267	15	4	3	4	3	1	—	—	—	—
45121	Book stores & news dealers	193	457	1 793	9	2	1	3	2	1	—	—	—	—
452	General merchandise stores	1 752	7 186	38 039	21	2	6	1	2	2	6	2	—	—
4521	Department stores	1 295	4 817	20 513	7	—	—	—	—	1	4	2	—	—
45211	Department stores	1 295	4 817	20 513	7	—	—	—	—	1	4	2	—	—
452110	Department stores	1 295	4 817	20 513	7	—	—	—	—	1	4	2	—	—
4529	Other general merchandise stores	457	2 369	17 526	14	2	6	1	2	1	2	—	—	—
45291	Warehouse clubs & superstores	(E)	(D)	(D)	2	—	—	—	—	—	2	—	—	—
45299	All other general merchandise stores	(C)	(D)	(D)	12	2	6	1	2	1	—	—	—	—
453	Miscellaneous store retailers	429	1 267	5 474	78	46	18	10	4	—	—	—	—	—
4532	Office supplies, stationery & gift stores	227	680	2 926	30	11	12	4	3	—	—	—	—	—
45322	Gift, novelty & souvenir stores	164	427	1 798	24	8	11	4	1	—	—	—	—	—
453220	Gift, novelty & souvenir stores	164	427	1 798	24	8	11	4	1	—	—	—	—	—
4539	Other miscellaneous store retailers	149	404	1 654	29	20	3	5	1	—	—	—	—	—
454	Nonstore retailers	144	725	3 851	24	18	2	1	3	—	—	—	—	—
4543	Direct selling establishments	127	627	3 191	13	8	1	1	3	—	—	—	—	—
45439	Other direct selling establishments	(C)	(D)	(D)	12	8	1	1	2	—	—	—	—	—
<b>48-49</b>	<b>Transportation &amp; warehousing</b>	<b>252</b>	<b>2 248</b>	<b>9 639</b>	<b>40</b>	<b>27</b>	<b>6</b>	<b>6</b>	<b>—</b>	<b>1</b>	<b>—</b>	<b>—</b>	<b>—</b>	<b>—</b>
<b>51</b>	<b>Information</b>	<b>2 343</b>	<b>23 796</b>	<b>104 755</b>	<b>138</b>	<b>77</b>	<b>20</b>	<b>15</b>	<b>15</b>	<b>6</b>	<b>3</b>	<b>2</b>	<b>—</b>	<b>—</b>
511	Publishing industries	564	5 533	26 906	31	14	5	5	4	1	2	—	—	—
5111	Newspaper, periodical, book, database publishers	467	3 789	17 557	22	11	2	3	3	1	2	—	—	—
51112	Periodical publishers	337	2 935	14 045	11	5	2	—	1	1	2	—	—	—
511120	Periodical publishers	337	2 935	14 045	11	5	2	—	1	1	2	—	—	—
512	Motion picture & sound recording industries	282	1 749	8 670	40	31	4	1	2	1	1	—	—	—
5121	Motion picture & video industries	164	757	4 138	12	8	1	—	2	—	1	—	—	—
51213	Motion picture & video exhibition	(C)	(D)	(D)	3	1	—	—	1	—	1	—	—	—
5122	Sound recording industries	118	992	4 532	28	23	3	1	—	1	—	—	—	—
513	Broadcasting & telecommunications	1 107	12 023	48 674	43	20	8	7	6	—	—	2	—	—
5133	Telecommunications	1 053	11 713	47 425	32	12	6	7	5	—	—	2	—	—
51331	Wired telecommunications carriers	645	7 798	30 926	18	3	5	5	4	—	—	1	—	—
513310	Wired telecommunications carriers	645	7 798	30 926	18	3	5	5	4	—	—	1	—	—
51332	Wireless telecom carriers (exc satellite)	(E)	(D)	(D)	6	3	1	—	1	—	—	1	—	—
514	Information & data processing services	390	4 491	20 505	24	12	3	2	3	4	—	—	—	—
5141	Information services	138	1 956	9 566	11	6	2	—	2	1	—	—	—	—
51419	Other information services	(C)	(D)	(D)	10	6	2	—	1	1	—	—	—	—
5142	Data processing services	252	2 535	10 939	13	6	1	2	1	3	—	—	—	—
51421	Data processing services	252	2 535	10 939	13	6	1	2	1	3	—	—	—	—
514210	Data processing services	252	2 535	10 939	13	6	1	2	1	3	—	—	—	—
<b>52</b>	<b>Finance &amp; insurance</b>	<b>6 377</b>	<b>74 918</b>	<b>306 848</b>	<b>398</b>	<b>215</b>	<b>70</b>	<b>54</b>	<b>41</b>	<b>10</b>	<b>4</b>	<b>3</b>	<b>—</b>	<b>1</b>
522	Credit intermediation & related activities	3 399	37 017	150 657	138	55	31	27	18	3	2	1	—	1
5221	Depository credit intermediation	687	5 630	21 856	51	12	17	15	5	2	—	—	—	—
52211	Commercial banking	570	4 632	18 031	45	11	15	15	2	2	—	—	—	—
522110	Commercial banking	570	4 632	18 031	45	11	15	15	2	2	—	—	—	—
5222	Nondepository credit intermediation	1 152	19 294	85 670	65	31	11	8	11	1	2	1	—	—
52222	Sales financing	760	15 214	68 474	12	2	2	—	4	1	2	1	—	—
522220	Sales financing	760	15 214	68 474	12	2	2	—	4	1	2	1	—	—
52229	Other nondepository credit intermediation	392	4 080	17 196	53	29	9	8	7	—	—	—	—	—
522292	Real estate credit	358	3 816	15 770	41	19	8	7	7	—	—	—	—	—
5223	Activities related to credit intermediation	1 560	12 093	43 131	22	12	3	4	2	—	—	—	—	1
52232	Financial clearinghouse & reserve activities	(G)	(D)	(D)	5	2	1	1	—	—	—	—	—	1

See footnotes at end of table.

**Table 6. Counties—Employees, Payroll, and Establishments by Industry: 2000—Con.**

[Excludes most government employees, railroad employees, and self-employed persons. Size class 1 to 4 includes establishments with payroll, but no employees, during mid-March pay period. (D) denotes figures withheld to avoid disclosing data for individual companies; the data are included in broader industry totals. Detailed industries with 100 or more employees are shown if industry was not a (D). For explanation of terms, abbreviations, and data reliability/comparability, see introductory text]

NAICS code	Industry	Number of employees for week including March 12	Payroll (\$1,000)		Total number of establishments	Number of establishments by employment-size class										
			First quarter	Annual		1 to 4	5 to 9	10 to 19	20 to 49	50 to 99	100 to 249	250 to 499	500 to 999	1,000 or more		
<b>52</b>	<b>WILLIAMSON—Con.</b>															
	<b>Finance &amp; insurance—Con.</b>															
523	Security, commodity contracts & like activity . . . . .	446	7 764	31 435	68	46	11	5	5	1	—	—	—	—	—	—
5231	Securities & commodity contracts intermed & brokerage . . . . .	222	4 282	17 470	30	20	5	3	1	1	—	—	—	—	—	—
52312	Securities brokerage . . . . .	197	3 556	15 329	24	16	4	2	1	1	—	—	—	—	—	—
523120	Securities brokerage . . . . .	197	3 556	15 329	24	16	4	2	1	1	—	—	—	—	—	—
5239	Other financial investment activities . . . . .	224	3 482	13 965	38	26	6	2	4	—	—	—	—	—	—	—
52392	Portfolio management . . . . .	114	2 105	9 213	14	6	4	2	2	—	—	—	—	—	—	—
523920	Portfolio management . . . . .	114	2 105	9 213	14	6	4	2	2	—	—	—	—	—	—	—
524	Insurance carriers & related activities . . . . .	2 494	29 811	123 758	188	113	26	22	17	6	2	2	—	—	—	—
5241	Insurance carriers . . . . .	1 446	17 343	71 113	57	30	8	6	6	3	2	2	—	—	—	—
52411	Direct life, health, medical insurance carriers . . . . .	(F)	(D)	(D)	31	15	7	3	3	1	—	2	—	—	—	—
524113	Direct life insurance carriers . . . . .	855	8 153	32 944	28	15	5	3	3	—	—	2	—	—	—	—
52412	Other direct insurance carriers . . . . .	(E)	(D)	(D)	25	15	1	3	2	2	2	—	—	—	—	—
524126	Direct property & casualty insurance carriers . . . . .	446	6 593	25 986	22	13	1	2	2	2	2	—	—	—	—	—
5242	Agencies & other insurance related activities . . . . .	1 048	12 468	52 645	131	83	18	16	11	3	—	—	—	—	—	—
52421	Insurance agencies & brokerages . . . . .	549	6 540	29 752	105	77	14	8	6	—	—	—	—	—	—	—
524210	Insurance agencies & brokerages . . . . .	549	6 540	29 752	105	77	14	8	6	—	—	—	—	—	—	—
52429	Other insurance related activities . . . . .	499	5 928	22 893	26	6	4	8	5	3	—	—	—	—	—	—
524291	Claims adjusting . . . . .	129	1 867	6 649	5	1	1	1	1	1	—	—	—	—	—	—
524292	Insurance & pension funds, third party admin . . . . .	234	2 730	10 442	16	5	1	6	3	1	—	—	—	—	—	—
524298	All other insurance related activities . . . . .	136	1 331	5 802	5	—	2	1	1	1	—	—	—	—	—	—
<b>53</b>	<b>Real estate &amp; rental &amp; leasing . . . . .</b>	<b>2 172</b>	<b>14 000</b>	<b>60 022</b>	<b>201</b>	<b>135</b>	<b>32</b>	<b>22</b>	<b>6</b>	<b>4</b>	<b>—</b>	<b>1</b>	<b>1</b>	<b>—</b>	<b>—</b>	<b>—</b>
531	Real estate . . . . .	1 275	7 996	33 878	166	123	21	14	3	4	—	1	—	—	—	—
5311	Lessors of real estate . . . . .	315	1 828	7 110	59	45	6	5	1	2	—	—	—	—	—	—
53111	Lessors of residential buildings & dwellings . . . . .	240	1 492	5 859	29	20	3	3	1	2	—	—	—	—	—	—
531110	Lessors of residential buildings & dwellings . . . . .	240	1 492	5 859	29	20	3	3	1	2	—	—	—	—	—	—
5312	Offices of real estate agents & brokers . . . . .	251	1 508	6 838	53	35	10	7	1	—	—	—	—	—	—	—
53121	Offices of real estate agents & brokers . . . . .	251	1 508	6 838	53	35	10	7	1	—	—	—	—	—	—	—
531210	Offices of real estate agents & brokers . . . . .	251	1 508	6 838	53	35	10	7	1	—	—	—	—	—	—	—
5313	Activities related to real estate . . . . .	709	4 660	19 930	54	43	5	2	1	2	—	1	—	—	—	—
53131	Real estate property managers . . . . .	639	3 995	16 462	24	15	4	1	1	2	—	1	—	—	—	—
531311	Residential property managers . . . . .	181	1 251	5 399	15	10	2	1	1	1	—	—	—	—	—	—
531312	Nonresidential property managers . . . . .	458	2 744	11 063	9	5	2	—	—	1	—	—	—	—	—	—
532	Rental & leasing services . . . . .	(F)	(D)	(D)	34	12	10	8	3	—	—	—	—	—	1	—
5321	Automotive equipment rental & leasing . . . . .	(F)	(D)	(D)	5	1	2	1	—	—	—	—	—	—	1	—
53211	Passenger car rental & leasing . . . . .	(F)	(D)	(D)	3	1	1	—	—	—	—	—	—	—	1	—
5322	Consumer goods rental . . . . .	144	386	1 715	19	6	6	5	2	—	—	—	—	—	—	—
53223	Video tape & disc rental . . . . .	104	199	821	10	1	3	4	2	—	—	—	—	—	—	—
532230	Video tape & disc rental . . . . .	104	199	821	10	1	3	4	2	—	—	—	—	—	—	—
<b>54</b>	<b>Professional, scientific &amp; technical services . . . . .</b>	<b>6 233</b>	<b>87 256</b>	<b>326 244</b>	<b>535</b>	<b>352</b>	<b>81</b>	<b>59</b>	<b>27</b>	<b>7</b>	<b>4</b>	<b>4</b>	<b>1</b>	<b>—</b>	<b>—</b>	<b>—</b>
541	Professional, scientific & technical services . . . . .	6 233	87 256	326 244	535	352	81	59	27	7	4	4	1	—	—	—
5411	Legal services . . . . .	267	1 723	8 867	73	55	12	5	1	—	—	—	—	—	—	—
54111	Offices of lawyers . . . . .	186	1 261	6 204	63	51	9	3	—	—	—	—	—	—	—	—
541110	Offices of lawyers . . . . .	186	1 261	6 204	63	51	9	3	—	—	—	—	—	—	—	—
5412	Accounting, tax prep, bookkeep, payroll services . . . . .	1 571	10 777	60 151	65	41	9	9	1	—	3	2	—	—	—	—
54121	Accounting, tax prep, bookkeep, payroll services . . . . .	1 571	10 777	60 151	65	41	9	9	1	—	3	2	—	—	—	—
541211	Offices of certified public accountants . . . . .	511	3 877	20 079	45	29	7	7	—	—	2	—	—	—	—	—
5413	Architectural, engineering & related services . . . . .	815	8 571	44 559	88	45	22	12	7	1	1	—	—	—	—	—
54131	Architectural services . . . . .	177	2 016	8 917	14	5	6	2	—	—	1	—	—	—	—	—
541310	Architectural services . . . . .	177	2 016	8 917	14	5	6	2	—	—	1	—	—	—	—	—
54133	Engineering services . . . . .	505	5 630	28 137	52	25	10	10	7	—	—	—	—	—	—	—
541330	Engineering services . . . . .	505	5 630	28 137	52	25	10	10	7	—	—	—	—	—	—	—
5415	Computer systems design & related services . . . . .	1 465	42 003	109 018	73	46	6	6	9	4	—	2	—	—	—	—
54151	Computer systems design & related services . . . . .	1 465	42 003	109 018	73	46	6	6	9	4	—	2	—	—	—	—
541511	Custom computer programming services . . . . .	1 203	38 774	96 157	30	15	3	1	5	4	—	2	—	—	—	—
541512	Computer systems design services . . . . .	240	3 058	12 010	28	16	3	5	4	—	—	—	—	—	—	—
5416	Management, sci & tech consulting services . . . . .	1 473	19 363	80 433	125	93	15	11	4	1	—	—	—	—	1	—
54161	Management consulting services . . . . .	1 363	17 864	70 636	98	73	12	8	3	1	—	—	—	—	1	—
541611	Admin & gen management consulting services . . . . .	198	2 594	11 935	31	23	5	—	2	1	—	—	—	—	—	—
541612	Human res & exec search consulting services . . . . .	144	1 830	8 061	34	24	5	5	—	—	—	—	—	—	—	—
541613	Marketing consulting services . . . . .	1 006	13 273	49 496	19	13	1	3	1	—	—	—	—	—	1	—
5418	Advertising & related services . . . . .	252	2 553	12 082	33	23	3	4	2	1	—	—	—	—	—	—
54184	Media representatives . . . . .	(C)	(D)	(D)	3	1	—	1	—	1	—	—	—	—	—	—
5419	Oth professional, scientific, technical services . . . . .	280	1 173	7 039	42	20	10	10	2	—	—	—	—	—	—	—
54194	Veterinary services . . . . .	158	575	2 627	20	6	7	6	1	—	—	—	—	—	—	—
541940	Veterinary services . . . . .	158	575	2 627	20	6	7	6	1	—	—	—	—	—	—	—
<b>55</b>	<b>Management of companies &amp; enterprises . . . . .</b>	<b>3 088</b>	<b>71 776</b>	<b>214 475</b>	<b>57</b>	<b>14</b>	<b>11</b>	<b>7</b>	<b>11</b>	<b>6</b>	<b>7</b>	<b>—</b>	<b>—</b>	<b>—</b>	<b>—</b>	<b>1</b>
551	Management of companies & enterprises . . . . .	3 088	71 776	214 475	57	14	11	7	11	6	7	—	—	—	—	1
5511	Management of companies & enterprises . . . . .	3 088	71 776	214 475	57	14	11	7	11	6	7	—	—	—	—	1
55111	Management of companies & enterprises . . . . .	3 088	71 776	214 475	57	14	11	7	11	6	7	—	—	—	—	1
551114	Corp, subsidiary & regional managing offices . . . . .	3 015	70 963	210 738	45	8	7	6	10	6	7	—	—	—	—	1

See footnotes at end of table.



**Table 6. Counties—Employees, Payroll, and Establishments by Industry: 2000—Con.**

[Excludes most government employees, railroad employees, and self-employed persons. Size class 1 to 4 includes establishments with payroll, but no employees, during mid-March pay period. (D) denotes figures withheld to avoid disclosing data for individual companies; the data are included in broader industry totals. Detailed industries with 100 or more employees are shown if industry was not a (D). For explanation of terms, abbreviations, and data reliability/comparability, see introductory text]

NAICS code	Industry	Number of employees for week including March 12	Payroll (\$1,000)		Total number of establishments	Number of establishments by employment-size class									
			First quarter	Annual		1 to 4	5 to 9	10 to 19	20 to 49	50 to 99	100 to 249	250 to 499	500 to 999	1,000 or more	
<b>WILLIAMSON—Con.</b>															
<b>56</b>	<b>Admin, support, waste mgmt, remediation services</b>	<b>6 555</b>	<b>61 545</b>	<b>245 068</b>	<b>266</b>	<b>159</b>	<b>40</b>	<b>23</b>	<b>21</b>	<b>10</b>	<b>9</b>	<b>1</b>	<b>2</b>	<b>1</b>	
561	Administrative & support services	(I)	(D)	(D)	251	146	38	23	21	10	9	1	2	1	
5611	Office administrative services	2 581	42 122	163 031	45	24	8	3	2	4	2	—	1	1	
56111	Office administrative services	2 581	42 122	163 031	45	24	8	3	2	4	2	—	1	1	
561110	Office administrative services	2 581	42 122	163 031	45	24	8	3	2	4	2	—	1	1	
5612	Facilities support services	(C)	(D)	(D)	3	1	—	—	1	—	1	—	—	—	
56121	Facilities support services	(C)	(D)	(D)	3	1	—	—	1	—	1	—	—	—	
5613	Employment services	2 070	11 046	44 346	37	14	3	3	6	5	5	—	1	—	
56131	Employment placement agencies	677	3 057	12 191	10	5	2	1	1	—	—	—	1	—	
561310	Employment placement agencies	677	3 057	12 191	10	5	2	1	1	—	—	—	1	—	
56132	Temporary help services	1 104	5 592	20 247	22	7	1	1	5	5	3	—	—	—	
561320	Temporary help services	1 104	5 592	20 247	22	7	1	1	5	5	3	—	—	—	
56133	Employee leasing services	289	2 397	11 908	5	2	—	—	—	—	2	—	—	—	
561330	Employee leasing services	289	2 397	11 908	5	2	—	—	—	—	2	—	—	—	
5614	Business support services	192	855	3 976	25	14	4	4	3	—	—	—	—	—	
5617	Services to buildings & dwellings	1 312	5 156	22 033	108	71	15	11	8	1	1	1	—	—	
56172	Janitorial services	915	3 163	12 282	30	14	5	4	4	1	1	1	—	—	
561720	Janitorial services	915	3 163	12 282	30	14	5	4	4	1	1	1	—	—	
56173	Landscaping services	330	1 647	8 088	68	50	9	6	3	—	—	—	—	—	
561730	Landscaping services	330	1 647	8 088	68	50	9	6	3	—	—	—	—	—	
<b>61</b>	<b>Educational services</b>	<b>578</b>	<b>3 287</b>	<b>13 576</b>	<b>42</b>	<b>20</b>	<b>8</b>	<b>8</b>	<b>3</b>	<b>2</b>	<b>1</b>	<b>—</b>	<b>—</b>	<b>—</b>	
611	Educational services	578	3 287	13 576	42	20	8	8	3	2	1	—	—	—	
6111	Elementary & secondary schools	323	2 166	8 892	9	1	2	2	2	1	1	—	—	—	
61111	Elementary & secondary schools	323	2 166	8 892	9	1	2	2	2	1	1	—	—	—	
611110	Elementary & secondary schools	323	2 166	8 892	9	1	2	2	2	1	1	—	—	—	
6116	Other schools & instruction	140	501	2 094	18	8	4	5	1	—	—	—	—	—	
<b>62</b>	<b>Health care and social assistance</b>	<b>8 719</b>	<b>70 674</b>	<b>286 092</b>	<b>485</b>	<b>190</b>	<b>121</b>	<b>75</b>	<b>65</b>	<b>18</b>	<b>14</b>	<b>1</b>	<b>1</b>	<b>—</b>	
621	Ambulatory health care services	5 222	47 644	193 955	371	156	102	52	41	12	7	1	—	—	
6211	Offices of physicians	2 403	24 917	97 103	169	69	51	21	15	8	5	—	—	—	
62111	Offices of physicians	2 403	24 917	97 103	169	69	51	21	15	8	5	—	—	—	
621111	Offices of physicians (exc mental health)	2 382	24 789	96 560	163	65	49	21	15	8	5	—	—	—	
6212	Offices of dentists	465	3 231	15 461	71	25	31	14	1	—	—	—	—	—	
62121	Offices of dentists	465	3 231	15 461	71	25	31	14	1	—	—	—	—	—	
621210	Offices of dentists	465	3 231	15 461	71	25	31	14	1	—	—	—	—	—	
6213	Offices of other health practitioners	259	1 296	6 116	42	31	6	2	1	—	—	—	—	—	
62134	Offices of PT, OT, speech therapy & audiology	(C)	(D)	(D)	4	2	—	—	1	1	—	—	—	—	
6214	Outpatient care centers	302	5 103	20 305	8	3	—	1	3	—	1	—	—	—	
62142	Outpatient mental health, substance abuse ctrs	(C)	(D)	(D)	2	1	—	—	—	—	1	—	—	—	
6215	Medical & diagnostic laboratories	240	2 295	10 375	6	2	—	—	2	2	—	—	—	—	
62151	Medical & diagnostic laboratories	240	2 295	10 375	6	2	—	—	2	2	—	—	—	—	
6216	Home health care services	1 362	10 234	42 912	70	24	12	14	18	1	—	1	—	—	
62161	Home health care services	1 362	10 234	42 912	70	24	12	14	18	1	—	1	—	—	
621610	Home health care services	1 362	10 234	42 912	70	24	12	14	18	1	—	1	—	—	
6219	Other ambulatory health care services	191	568	1 683	5	2	2	—	—	—	1	—	—	—	
62199	All other ambulatory health care services	(C)	(D)	(D)	3	1	1	—	—	—	1	—	—	—	
622	Hospitals	(G)	(D)	(D)	5	1	—	—	—	1	2	—	1	—	
6221	General medical & surgical hospitals	1 079	8 841	40 000	4	1	—	—	—	1	1	—	1	—	
62211	General medical & surgical hospitals	1 079	8 841	40 000	4	1	—	—	—	1	1	—	1	—	
622110	General medical & surgical hospitals	1 079	8 841	40 000	4	1	—	—	—	1	1	—	1	—	
6223	Other specialty hospitals	(C)	(D)	(D)	1	—	—	—	—	—	1	—	—	—	
62231	Other specialty hospitals	(C)	(D)	(D)	1	—	—	—	—	—	1	—	—	—	
623	Nursing & residential care facilities	1 501	8 566	33 859	41	10	3	6	13	5	4	—	—	—	
6231	Nursing care facilities	695	4 630	17 598	11	1	—	2	2	4	2	—	—	—	
62311	Nursing care facilities	695	4 630	17 598	11	1	—	2	2	4	2	—	—	—	
623110	Nursing care facilities	695	4 630	17 598	11	1	—	2	2	4	2	—	—	—	
6232	Residential mental retardation, health facil	(C)	(D)	(D)	4	—	—	—	—	—	1	—	—	—	
62321	Residential mental retardation facilities	216	1 147	2 617	3	—	—	—	2	—	1	—	—	—	
623210	Residential mental retardation facilities	216	1 147	2 617	3	—	—	—	2	—	1	—	—	—	
6233	Community care facilities for the elderly	502	2 295	11 706	22	9	2	1	8	1	1	—	—	—	
62331	Community care facilities for the elderly	502	2 295	11 706	22	9	2	1	8	1	1	—	—	—	
624	Social assistance	(F)	(D)	(D)	68	23	16	17	11	—	1	—	—	—	
6241	Individual & family services	257	1 021	4 073	19	8	7	2	1	—	1	—	—	—	
62412	Services for elderly & disabled persons	171	528	2 189	8	3	3	1	—	—	1	—	—	—	
624120	Services for elderly & disabled persons	171	528	2 189	8	3	3	1	—	—	1	—	—	—	
6244	Child day care services	490	1 350	5 920	43	12	9	12	10	—	—	—	—	—	
62441	Child day care services	490	1 350	5 920	43	12	9	12	10	—	—	—	—	—	
624410	Child day care services	490	1 350	5 920	43	12	9	12	10	—	—	—	—	—	
<b>71</b>	<b>Arts, entertainment &amp; recreation</b>	<b>878</b>	<b>3 912</b>	<b>23 704</b>	<b>132</b>	<b>90</b>	<b>24</b>	<b>7</b>	<b>8</b>	<b>3</b>	<b>—</b>	<b>—</b>	<b>—</b>	<b>—</b>	
711	Performing arts, spectator sports & related industries	504	2 678	16 989	100	72	19	5	2	2	—	—	—	—	
7111	Performing arts companies	291	1 649	11 024	46	33	7	3	2	1	—	—	—	—	
71113	Musical groups & artists	288	1 603	10 783	42	29	7	3	2	1	—	—	—	—	
711130	Musical groups & artists	288	1 603	10 783	42	29	7	3	2	1	—	—	—	—	
713	Amusement, gambling & recreation industries	362	1 187	6 502	29	16	4	2	6	1	—	—	—	—	
7139	Other amusement & recreation industries	362	1 187	6 502	29	16	4	2	6	1	—	—	—	—	
71391	Golf courses & country clubs	245	828	4 373	6	—	—	1	4	1	—	—	—	—	
713910	Golf courses & country clubs	245	828	4 373	6	—	—	1	4	1	—	—	—	—	

See footnotes at end of table.

**Table 6. Counties—Employees, Payroll, and Establishments by Industry: 2000—Con.**

[Excludes most government employees, railroad employees, and self-employed persons. Size class 1 to 4 includes establishments with payroll, but no employees, during mid-March pay period. (D) denotes figures withheld to avoid disclosing data for individual companies; the data are included in broader industry totals. Detailed industries with 100 or more employees are shown if industry was not a (D). For explanation of terms, abbreviations, and data reliability/comparability, see introductory text]

NAICS code	Industry	Number of employees for week including March 12	Payroll (\$1,000)		Total number of establishments	Number of establishments by employment-size class								
			First quarter	Annual		1 to 4	5 to 9	10 to 19	20 to 49	50 to 99	100 to 249	250 to 499	500 to 999	1,000 or more
<b>WILLIAMSON—Con.</b>														
<b>72</b>	<b>Accommodation &amp; food services</b> .....	<b>5 646</b>	<b>16 897</b>	<b>68 334</b>	<b>221</b>	<b>47</b>	<b>37</b>	<b>49</b>	<b>56</b>	<b>22</b>	<b>10</b>	—	—	—
721	Accommodation .....	747	3 276	11 304	31	8	4	8	8	2	1	—	—	—
7211	Traveler accommodation .....	(F)	(D)	(D)	30	7	4	8	8	2	1	—	—	—
72111	Hotels (exc casino hotels) & motels .....	728	3 204	10 912	28	7	2	8	8	2	1	—	—	—
721110	Hotels (exc casino hotels) & motels .....	728	3 204	10 912	28	7	2	8	8	2	1	—	—	—
722	Food services & drinking places .....	4 899	13 621	57 030	190	39	33	41	48	20	9	—	—	—
7221	Full-service restaurants .....	3 270	9 394	38 757	85	14	8	20	18	16	9	—	—	—
72211	Full-service restaurants .....	3 270	9 394	38 757	85	14	8	20	18	16	9	—	—	—
722110	Full-service restaurants .....	3 270	9 394	38 757	85	14	8	20	18	16	9	—	—	—
7222	Limited-service eating places .....	1 562	4 009	17 191	93	19	20	20	30	4	—	—	—	—
72221	Limited-service eating places .....	1 562	4 009	17 191	93	19	20	20	30	4	—	—	—	—
722211	Limited-service restaurants .....	1 318	3 345	14 710	72	15	11	15	28	3	—	—	—	—
722213	Snack & nonalcoholic beverage bars .....	166	372	1 307	18	4	8	4	2	—	—	—	—	—
<b>81</b>	<b>Other services (except public administration)</b> .....	<b>3 795</b>	<b>16 088</b>	<b>67 675</b>	<b>354</b>	<b>195</b>	<b>70</b>	<b>45</b>	<b>32</b>	<b>7</b>	<b>3</b>	<b>2</b>	—	—
811	Repair & maintenance .....	731	4 794	18 382	73	40	17	12	3	—	1	—	—	—
8111	Automotive repair & maintenance .....	309	1 651	6 936	49	25	12	10	2	—	—	—	—	—
81119	Other automotive R&M .....	162	471	1 910	13	3	1	7	2	—	—	—	—	—
8113	Commercial equipment (exc auto & elec) R&M .....	339	2 128	7 261	8	4	1	2	—	—	1	—	—	—
81131	Commercial equipment (exc auto & elec) R&M .....	339	2 128	7 261	8	4	1	2	—	—	1	—	—	—
811310	Commercial equipment (exc auto & elec) R&M .....	339	2 128	7 261	8	4	1	2	—	—	1	—	—	—
812	Personal & laundry services .....	821	3 707	17 575	99	47	23	18	10	1	—	—	—	—
8121	Personal care services .....	468	2 465	13 013	55	26	14	8	6	1	—	—	—	—
81211	Hair, nail & skin care services .....	263	1 200	4 884	40	20	12	5	3	—	—	—	—	—
812112	Beauty salons .....	242	1 119	4 458	35	17	10	5	3	—	—	—	—	—
81219	Other personal care services .....	205	1 265	8 129	15	6	2	3	3	1	—	—	—	—
8123	Drycleaning & laundry services (C) (D) (D) .....	186	734	2 999	20	7	6	4	3	—	—	—	—	—
81232	Drycleaning & laundry services (exc coin-op) .....	186	734	2 999	20	7	6	4	3	—	—	—	—	—
812320	Drycleaning & laundry services (exc coin-op) .....	186	734	2 999	20	7	6	4	3	—	—	—	—	—
8129	Other personal services .....	126	375	999	15	7	2	5	1	—	—	—	—	—
813	Religious, grantmaking, civic, prof & like organizations .....	2 243	7 587	31 718	182	108	30	15	19	6	3	1	—	—
8131	Religious organizations .....	1 368	4 836	20 478	122	68	20	12	15	6	1	—	—	—
81311	Religious organizations .....	1 368	4 836	20 478	122	68	20	12	15	6	1	—	—	—
813110	Religious organizations .....	1 368	4 836	20 478	122	68	20	12	15	6	1	—	—	—
8134	Civic & social organizations .....	684	1 507	5 929	12	5	1	—	3	—	2	1	—	—
81341	Civic & social organizations .....	684	1 507	5 929	12	5	1	—	3	—	2	1	—	—
813410	Civic & social organizations .....	684	1 507	5 929	12	5	1	—	3	—	2	1	—	—
8139	Business, labor, political, like organizations .....	126	901	3 837	34	26	6	1	1	—	—	—	—	—
<b>95</b>	<b>Auxiliaries (exc corporate, subsidiary &amp; regional mgt)</b> .....	<b>227</b>	<b>1 572</b>	<b>7 067</b>	<b>4</b>	—	—	<b>2</b>	<b>1</b>	—	<b>1</b>	—	—	—
<b>99</b>	<b>Unclassified establishments</b> .....	<b>69</b>	<b>282</b>	<b>2 759</b>	<b>57</b>	<b>53</b>	<b>2</b>	<b>2</b>	—	—	—	—	—	—
<b>WILSON</b>														
	<b>Total</b> .....	<b>26 581</b>	<b>204 400</b>	<b>760 068</b>	<b>2 043</b>	<b>1 154</b>	<b>428</b>	<b>239</b>	<b>140</b>	<b>44</b>	<b>27</b>	<b>4</b>	<b>5</b>	<b>2</b>
<b>11</b>	<b>Forestry, fishing, hunting, and agriculture support</b> .....	<b>(A)</b>	<b>(D)</b>	<b>(D)</b>	<b>2</b>	<b>2</b>	—	—	—	—	—	—	—	—
<b>21</b>	<b>Mining</b> .....	<b>68</b>	<b>517</b>	<b>2 114</b>	<b>5</b>	<b>1</b>	—	<b>4</b>	—	—	—	—	—	—
<b>22</b>	<b>Utilities</b> .....	<b>(B)</b>	<b>(D)</b>	<b>(D)</b>	<b>4</b>	<b>2</b>	<b>1</b>	—	—	<b>1</b>	—	—	—	—
<b>23</b>	<b>Construction</b> .....	<b>2 461</b>	<b>19 595</b>	<b>88 136</b>	<b>265</b>	<b>167</b>	<b>55</b>	<b>33</b>	<b>9</b>	—	—	—	—	<b>1</b>
233	Building, developing & general contracting .....	366	2 428	12 105	77	51	17	6	3	—	—	—	—	—
2332	Residential building construction (C) (D) .....	198	1 223	5 747	58	41	13	4	—	—	—	—	—	—
23321	Single-family housing construction .....	198	1 223	5 747	57	40	13	4	—	—	—	—	—	—
233210	Single-family housing construction .....	198	1 223	5 747	57	40	13	4	—	—	—	—	—	—
2333	Nonresidential building construction .....	163	1 178	6 166	15	6	4	2	3	—	—	—	—	—
23332	Commercial & institutional bldg construction ..	127	900	3 782	11	4	3	2	2	—	—	—	—	—
233320	Commercial & institutional bldg construction ..	127	900	3 782	11	4	3	2	2	—	—	—	—	—
234	Heavy construction .....	1 258	12 319	53 762	19	9	2	6	1	—	—	—	—	<b>1</b>
2341	Highway, street, bridge & tunnel construction ...	1 199	12 061	52 554	8	2	1	3	1	—	—	—	—	<b>1</b>
23411	Highway & street construction .....	(G)	(D)	(D)	7	2	1	3	—	—	—	—	—	<b>1</b>
235	Special trade contractors .....	837	4 848	22 269	169	107	36	21	5	—	—	—	—	—
2351	Plumbing, heating & AC contractor .....	162	1 231	4 958	30	17	7	6	—	—	—	—	—	—
23511	Plumbing, heating & AC contractor .....	162	1 231	4 958	30	17	7	6	—	—	—	—	—	—
235110	Plumbing, heating & AC contractor .....	162	1 231	4 958	30	17	7	6	—	—	—	—	—	—
2353	Electrical contractors .....	135	778	4 154	26	16	5	4	1	—	—	—	—	—
23531	Electrical contractors .....	135	778	4 154	26	16	5	4	1	—	—	—	—	—
235310	Electrical contractors .....	135	778	4 154	26	16	5	4	1	—	—	—	—	—
2359	Other special trade contractors .....	210	1 246	6 194	37	23	6	6	2	—	—	—	—	—

See footnotes at end of table.

**Table 6. Counties—Employees, Payroll, and Establishments by Industry: 2000—Con.**

[Excludes most government employees, railroad employees, and self-employed persons. Size class 1 to 4 includes establishments with payroll, but no employees, during mid-March pay period. (D) denotes figures withheld to avoid disclosing data for individual companies; the data are included in broader industry totals. Detailed industries with 100 or more employees are shown if industry was not a (D). For explanation of terms, abbreviations, and data reliability/comparability, see introductory text]

NAICS code	Industry	Number of employees for week including March 12	Payroll (\$1,000)		Total number of establishments	Number of establishments by employment-size class									
			First quarter	Annual		1 to 4	5 to 9	10 to 19	20 to 49	50 to 99	100 to 249	250 to 499	500 to 999	1,000 or more	
<b>WILSON—Con.</b>															
<b>31-33</b>	<b>Manufacturing</b>	<b>6 677</b>	<b>91 237</b>	<b>264 767</b>	<b>110</b>	<b>38</b>	<b>19</b>	<b>14</b>	<b>15</b>	<b>10</b>	<b>9</b>	<b>1</b>	<b>3</b>	<b>1</b>	
311	Food mfg	205	1 686	8 724	4	—	1	—	1	2	—	—	—	—	
3118	Bakeries & tortilla mfg	(C)	(D)	(D)	2	—	—	—	1	1	—	—	—	—	
316	Leather & allied product mfg	(E)	(D)	(D)	3	1	—	—	1	—	—	1	—	—	
3169	Other leather & allied product mfg	(E)	(D)	(D)	2	1	—	—	—	—	—	1	—	—	
31699	Other leather & allied product mfg	(E)	(D)	(D)	2	1	—	—	—	—	—	1	—	—	
321	Wood product mfg	161	775	3 245	5	2	1	—	1	—	1	—	—	—	
3219	Other wood product mfg	161	775	3 245	5	2	1	—	1	—	1	—	—	—	
32191	Millwork	(C)	(D)	(D)	2	1	—	—	—	—	1	—	—	—	
322	Paper mfg	399	4 764	20 164	4	—	—	—	—	2	2	—	—	—	
3222	Converted paper product mfg	399	4 764	20 164	4	—	—	—	—	2	2	—	—	—	
32221	Paperboard container mfg	(E)	(D)	(D)	3	—	—	—	—	2	1	—	—	—	
32222	Paper bag & coated & treated paper mfg	(C)	(D)	(D)	1	—	—	—	—	—	1	—	—	—	
323	Printing & related support activities	139	1 031	3 921	12	7	3	—	1	1	—	—	—	—	
3231	Printing & related support activities	139	1 031	3 921	12	7	3	—	1	1	—	—	—	—	
32311	Printing	139	1 031	3 921	12	7	3	—	1	1	—	—	—	—	
324	Petroleum & coal products mfg	(C)	(D)	(D)	1	—	—	—	—	—	1	—	—	—	
3241	Petroleum & coal products mfg	(C)	(D)	(D)	1	—	—	—	—	—	1	—	—	—	
32412	Asphalt paving, roofing & saturated mat mfg	(C)	(D)	(D)	1	—	—	—	—	—	1	—	—	—	
326	Plastics & rubber products mfg	201	1 259	4 923	6	1	1	2	1	—	1	—	—	—	
3261	Plastics product mfg	(C)	(D)	(D)	4	—	—	2	1	—	1	—	—	—	
32611	Unsupported plastics film, sheet, & bag mfg	(C)	(D)	(D)	1	—	—	—	—	—	1	—	—	—	
327	Nonmetallic mineral product mfg	233	1 569	6 354	8	2	1	2	—	3	—	—	—	—	
3273	Cement & concrete product mfg	(C)	(D)	(D)	5	1	1	1	—	2	—	—	—	—	
3279	Other nonmetallic mineral product mfg	(C)	(D)	(D)	3	1	—	1	—	1	—	—	—	—	
32799	All other nonmetallic mineral product mfg	(C)	(D)	(D)	3	1	—	1	—	1	—	—	—	—	
332	Fabricated metal product mfg	648	5 330	22 708	20	2	5	5	5	1	2	—	—	—	
3321	Forging & stamping	(C)	(D)	(D)	1	—	—	—	—	—	1	—	—	—	
33211	Forging & stamping	(C)	(D)	(D)	1	—	—	—	—	—	1	—	—	—	
3323	Architectural & structural metals mfg	124	965	4 057	7	2	1	1	3	—	—	—	—	—	
3329	Other fabricated metal product mfg	(C)	(D)	(D)	1	—	—	—	—	—	1	—	—	—	
33299	All other fabricated metal product mfg	(C)	(D)	(D)	1	—	—	—	—	—	1	—	—	—	
333	Machinery mfg	397	3 453	13 966	10	4	3	—	1	—	2	—	—	—	
3335	Metalworking machinery mfg	(C)	(D)	(D)	5	2	1	—	1	—	1	—	—	—	
33351	Metalworking machinery mfg	(C)	(D)	(D)	5	2	1	—	1	—	1	—	—	—	
3339	Other general purpose machinery mfg	(C)	(D)	(D)	3	1	1	—	—	—	1	—	—	—	
33391	Pump & compressor mfg	(C)	(D)	(D)	1	—	—	—	—	—	1	—	—	—	
334	Computer & electronic product mfg	(G)	(D)	(D)	3	1	—	—	—	—	—	—	1	1	
3341	Computer & peripheral equipment mfg	(G)	(D)	(D)	1	—	—	—	—	—	—	—	—	1	
33411	Computer & peripheral equipment mfg	(G)	(D)	(D)	1	—	—	—	—	—	—	—	—	1	
3343	Audio & video equipment mfg	(F)	(D)	(D)	1	—	—	—	—	—	—	—	1	—	
33431	Audio & video equipment mfg	(F)	(D)	(D)	1	—	—	—	—	—	—	—	1	—	
336	Transportation equipment mfg	944	10 520	34 637	6	—	1	1	2	1	—	—	1	—	
3363	Motor vehicle parts mfg	(F)	(D)	(D)	3	—	—	—	1	1	—	—	1	—	
33633	Motor vehicle steering & suspension parts mfg	(F)	(D)	(D)	1	—	—	—	—	—	—	—	1	—	
33637	Motor vehicle metal stamping	(C)	(D)	(D)	2	—	—	—	1	1	—	—	—	—	
339	Miscellaneous mfg	(F)	(D)	(D)	9	7	—	1	—	—	—	—	1	—	
3399	Other miscellaneous mfg	(F)	(D)	(D)	6	4	—	1	—	—	—	—	1	—	
33999	All other misc mfg	(F)	(D)	(D)	3	1	—	1	—	—	—	—	1	—	
<b>42</b>	<b>Wholesale trade</b>	<b>1 187</b>	<b>9 472</b>	<b>43 379</b>	<b>106</b>	<b>61</b>	<b>28</b>	<b>7</b>	<b>7</b>	<b>1</b>	<b>1</b>	<b>1</b>	<b>—</b>	<b>—</b>	
421	Wholesale trade, durable goods	385	2 881	14 677	68	44	18	4	1	1	—	—	—	—	
4213	Lumber & other construction materials whsle	107	943	3 929	8	5	2	—	—	1	—	—	—	—	
4218	Machinery, equipment & supplies whsle	122	874	4 527	20	13	5	1	1	—	—	—	—	—	
422	Wholesale trade, nondurable goods	802	6 591	28 702	38	17	10	3	6	—	1	1	—	—	
4224	Grocery & related product whsle	594	5 477	24 247	13	5	2	1	3	—	1	1	—	—	
42241	General line grocery whsle	(C)	(D)	(D)	3	—	1	1	—	—	1	—	—	—	
42247	Meat & meat product whsle	(E)	(D)	(D)	1	—	—	—	—	—	—	1	—	—	
<b>44-45</b>	<b>Retail trade</b>	<b>4 209</b>	<b>18 722</b>	<b>79 245</b>	<b>355</b>	<b>166</b>	<b>101</b>	<b>48</b>	<b>27</b>	<b>8</b>	<b>4</b>	<b>1</b>	<b>—</b>	<b>—</b>	
441	Motor vehicle & parts dealers	471	3 134	12 834	36	19	5	5	4	3	—	—	—	—	
4411	Automobile dealers	280	2 375	10 041	17	12	1	—	1	3	—	—	—	—	
44111	New car dealers	268	2 281	9 509	8	3	1	—	1	3	—	—	—	—	
441110	New car dealers	268	2 281	9 509	8	3	1	—	1	3	—	—	—	—	
4413	Automotive parts, accessories & tire stores	180	739	2 707	16	5	3	5	3	—	—	—	—	—	
44131	Automotive parts, accessories & tire stores	127	474	2 099	12	4	2	4	2	—	—	—	—	—	
441310	Automotive parts, accessories & tire stores	127	474	2 099	12	4	2	4	2	—	—	—	—	—	
444	Bldg material & garden equip & supp dealers	455	3 049	13 898	33	14	6	8	4	—	1	—	—	—	
4441	Building material & supplies dealers	321	2 455	11 113	21	9	5	4	2	—	1	—	—	—	
44419	Other building material dealers	248	2 040	9 186	11	6	1	2	1	—	1	—	—	—	
444190	Other building material dealers	248	2 040	9 186	11	6	1	2	1	—	1	—	—	—	
4442	Lawn & garden equip & supplies stores	134	594	2 785	12	5	1	4	2	—	—	—	—	—	
44422	Nursery & garden centers	100	396	1 977	9	5	—	2	2	—	—	—	—	—	
444220	Nursery & garden centers	100	396	1 977	9	5	—	2	2	—	—	—	—	—	

See footnotes at end of table.

**Table 6. Counties—Employees, Payroll, and Establishments by Industry: 2000—Con.**

[Excludes most government employees, railroad employees, and self-employed persons. Size class 1 to 4 includes establishments with payroll, but no employees, during mid-March pay period. (D) denotes figures withheld to avoid disclosing data for individual companies; the data are included in broader industry totals. Detailed industries with 100 or more employees are shown if industry was not a (D). For explanation of terms, abbreviations, and data reliability/comparability, see introductory text]

NAICS code	Industry	Number of employees for week including March 12	Payroll (\$1,000)		Total number of establishments	Number of establishments by employment-size class																			
			First quarter	Annual		1 to 4	5 to 9	10 to 19	20 to 49	50 to 99	100 to 249	250 to 499	500 to 999	1,000 or more											
<b>WILSON—Con.</b>																									
<b>44-45 Retail trade—Con.</b>																									
445	Food & beverage stores .....	925	3 103	13 357	36	16	7	3	4	3	3	—	—	—											
4451	Grocery stores .....	893	2 978	12 860	27	11	4	2	4	3	3	—	—	—											
44511	Grocery (except convenience) stores .....	861	2 904	12 558	20	7	2	1	4	3	3	—	—	—											
445110	Grocery (except convenience) stores .....	861	2 904	12 558	20	7	2	1	4	3	3	—	—	—											
446	Health & personal care stores .....	250	1 317	5 837	26	9	10	5	2	—	—	—	—	—											
4461	Health & personal care stores .....	250	1 317	5 837	26	9	10	5	2	—	—	—	—	—											
44611	Pharmacies & drug stores .....	191	1 118	4 898	12	1	4	5	2	—	—	—	—	—											
446110	Pharmacies & drug stores .....	191	1 118	4 898	12	1	4	5	2	—	—	—	—	—											
447	Gasoline stations .....	557	1 546	6 856	50	21	17	5	6	1	—	—	—	—											
4471	Gasoline stations .....	557	1 546	6 856	50	21	17	5	6	1	—	—	—	—											
44711	Gasoline stations with convenience stores .....	451	1 257	5 603	40	15	15	5	4	1	—	—	—	—											
447110	Gasoline stations with convenience stores .....	451	1 257	5 603	40	15	15	5	4	1	—	—	—	—											
44719	Other gasoline stations .....	106	289	1 253	10	6	2	—	2	—	—	—	—	—											
447190	Other gasoline stations .....	106	289	1 253	10	6	2	—	2	—	—	—	—	—											
448	Clothing & clothing accessories stores .....	483	1 361	5 593	57	15	27	11	4	—	—	—	—	—											
4481	Clothing stores .....	334	844	3 461	37	11	13	10	3	—	—	—	—	—											
44812	Women's clothing stores .....	108	263	1 026	17	6	7	4	—	—	—	—	—	—											
448120	Women's clothing stores .....	108	263	1 026	17	6	7	4	—	—	—	—	—	—											
44814	Family clothing stores .....	136	356	1 533	9	2	2	3	2	—	—	—	—	—											
448140	Family clothing stores .....	136	356	1 533	9	2	2	3	2	—	—	—	—	—											
452	General merchandise stores .....	662	2 772	11 050	13	3	3	3	2	1	—	1	—	—											
4521	Department stores .....	(C)	(D)	(D)	2	—	—	—	1	1	—	—	—	—											
45211	Department stores .....	(C)	(D)	(D)	2	—	—	—	1	1	—	—	—	—											
4529	Other general merchandise stores .....	(F)	(D)	(D)	11	3	3	3	1	—	—	1	—	—											
45291	Warehouse clubs & superstores .....	(E)	(D)	(D)	1	—	—	—	—	—	—	1	—	—											
453	Miscellaneous store retailers .....	169	999	4 248	41	25	13	2	1	—	—	—	—	—											
<b>48-49 Transportation &amp; warehousing .....</b>														<b>630</b>	<b>4 227</b>	<b>17 094</b>	<b>67</b>	<b>41</b>	<b>10</b>	<b>9</b>	<b>4</b>	<b>2</b>	<b>1</b>	—	—
484	Truck transportation .....	445	3 049	12 830	36	22	3	6	2	2	1	—	—	—											
4841	General freight trucking .....	164	1 226	5 310	21	14	1	4	2	—	—	—	—	—											
4842	Specialized freight trucking .....	281	1 823	7 520	15	8	2	2	—	2	1	—	—	—											
48423	Specialized freight (exc used) trucking, LDist .....	(C)	(D)	(D)	4	2	—	—	—	1	1	—	—	—											
51	Information .....	221	1 434	6 221	30	20	3	3	4	—	—	—	—	—											
513	Broadcasting & telecommunications .....	144	1 091	4 628	15	7	3	2	3	—	—	—	—	—											
52	Finance & insurance .....	667	5 236	21 564	112	75	23	11	—	2	1	—	—	—											
522	Credit intermediation & related activities .....	543	4 131	17 149	67	38	16	10	—	2	1	—	—	—											
5221	Depository credit intermediation .....	(E)	(D)	(D)	32	9	13	7	—	2	1	—	—	—											
52211	Commercial banking .....	374	3 032	12 689	28	7	12	7	—	1	1	—	—	—											
522110	Commercial banking .....	374	3 032	12 689	28	7	12	7	—	1	1	—	—	—											
53	Real estate & rental & leasing .....	347	1 871	7 330	94	66	20	7	1	—	—	—	—	—											
531	Real estate .....	189	1 086	4 626	67	54	10	3	—	—	—	—	—	—											
532	Rental & leasing services .....	158	785	2 704	27	12	10	4	1	—	—	—	—	—											
54	Professional, scientific & technical services .....	683	4 087	19 762	149	105	24	16	3	1	—	—	—	—											
541	Professional, scientific & technical services .....	683	4 087	19 762	149	105	24	16	3	1	—	—	—	—											
5411	Legal services .....	102	569	2 684	35	31	2	1	1	—	—	—	—	—											
5412	Accounting, tax prep, bookkeep, payroll services .....	106	560	2 341	31	21	9	1	—	—	—	—	—	—											
54121	Accounting, tax prep, bookkeep, payroll services .....	106	560	2 341	31	21	9	1	—	—	—	—	—	—											
5413	Architectural, engineering & related services .....	209	1 400	7 223	25	15	3	5	1	1	—	—	—	—											
54138	Testing laboratories .....	(C)	(D)	(D)	2	—	—	1	—	1	—	—	—	—											
5419	Oth professional, scientific, technical services .....	110	477	2 350	22	15	2	4	1	—	—	—	—	—											
55	Management of companies & enterprises .....	(F)	(D)	(D)	8	4	2	—	—	1	—	—	1	—											
551	Management of companies & enterprises .....	(F)	(D)	(D)	8	4	2	—	—	1	—	—	1	—											
5511	Management of companies & enterprises .....	(F)	(D)	(D)	8	4	2	—	—	1	—	—	1	—											
55111	Management of companies & enterprises .....	(F)	(D)	(D)	8	4	2	—	—	1	—	—	1	—											
56	Admin, support, waste mgt, remediation services .....	2 008	8 620	34 802	116	68	27	7	7	2	3	1	1	—											
561	Administrative & support services .....	2 002	8 585	34 477	113	65	27	7	7	2	3	1	1	—											
5613	Employment services .....	1 485	6 565	25 410	16	3	3	—	4	1	3	1	1	—											
56131	Employment placement agencies .....	(C)	(D)	(D)	2	1	—	—	—	—	1	—	—	—											
56132	Temporary help services .....	764	2 097	8 965	11	2	2	—	3	1	2	1	—	—											
561320	Temporary help services .....	764	2 097	8 965	11	2	2	—	3	1	2	1	—	—											
56133	Employee leasing services .....	(F)	(D)	(D)	3	—	1	—	1	—	—	—	1	—											
5614	Business support services .....	128	369	1 720	11	5	5	—	—	1	—	—	—	—											
5617	Services to buildings & dwellings .....	208	762	3 285	49	33	10	5	1	—	—	—	—	—											
56172	Janitorial services .....	117	438	1 749	23	12	8	2	1	—	—	—	—	—											
561720	Janitorial services .....	117	438	1 749	23	12	8	2	1	—	—	—	—	—											
61	Educational services .....	355	1 863	8 021	13	7	3	—	1	1	1	—	—	—											
611	Educational services .....	355	1 863	8 021	13	7	3	—	1	1	1	—	—	—											
6111	Elementary & secondary schools .....	(C)	(D)	(D)	5	1	2	—	1	1	—	—	—	—											
61111	Elementary & secondary schools .....	(C)	(D)	(D)	5	1	2	—	1	1	—	—	—	—											
6112	Junior colleges .....	(C)	(D)	(D)	1	—	—	—	—	—	—	1	—	—											
61121	Junior colleges .....	(C)	(D)	(D)	1	—	—	—	—	—	—	1	—	—											

See footnotes at end of table.

**Table 6. Counties—Employees, Payroll, and Establishments by Industry: 2000—Con.**

[Excludes most government employees, railroad employees, and self-employed persons. Size class 1 to 4 includes establishments with payroll, but no employees, during mid-March pay period. (D) denotes figures withheld to avoid disclosing data for individual companies; the data are included in broader industry totals. Detailed industries with 100 or more employees are shown if industry was not a (D). For explanation of terms, abbreviations, and data reliability/comparability, see introductory text]

NAICS code	Industry	Number of employees for week including March 12	Payroll (\$1,000)		Total number of establishments	Number of establishments by employment-size class								
			First quarter	Annual		1 to 4	5 to 9	10 to 19	20 to 49	50 to 99	100 to 249	250 to 499	500 to 999	1,000 or more
<b>WILSON—Con.</b>														
<b>62</b>	<b>Health care and social assistance</b> .....	<b>1 876</b>	<b>12 077</b>	<b>54 057</b>	<b>192</b>	<b>99</b>	<b>41</b>	<b>29</b>	<b>17</b>	<b>4</b>	<b>2</b>	—	—	—
621	Ambulatory health care services .....	834	7 979	36 925	114	63	27	14	8	2	—	—	—	—
6211	Offices of physicians .....	360	4 879	23 550	49	23	15	8	2	1	—	—	—	—
62111	Offices of physicians .....	360	4 879	23 550	49	23	15	8	2	1	—	—	—	—
6212	Offices of dentists .....	166	1 323	6 185	28	16	8	3	1	—	—	—	—	—
62121	Offices of dentists .....	166	1 323	6 185	28	16	8	3	1	—	—	—	—	—
621210	Offices of dentists .....	166	1 323	6 185	28	16	8	3	1	—	—	—	—	—
623	Nursing & residential care facilities .....	623	2 592	10 912	24	9	3	3	6	1	2	—	—	—
6231	Nursing care facilities .....	433	1 924	7 906	5	—	—	—	2	1	2	—	—	—
62311	Nursing care facilities .....	433	1 924	7 906	5	—	—	—	2	1	2	—	—	—
623110	Nursing care facilities .....	433	1 924	7 906	5	—	—	—	2	1	2	—	—	—
624	Social assistance .....	(E)	(D)	(D)	52	27	10	12	3	—	—	—	—	—
6244	Child day care services .....	272	700	3 118	39	18	8	11	2	—	—	—	—	—
62441	Child day care services .....	272	700	3 118	39	18	8	11	2	—	—	—	—	—
624410	Child day care services .....	272	700	3 118	39	18	8	11	2	—	—	—	—	—
<b>71</b>	<b>Arts, entertainment &amp; recreation</b> .....	<b>410</b>	<b>1 426</b>	<b>8 166</b>	<b>36</b>	<b>18</b>	<b>3</b>	<b>7</b>	<b>6</b>	<b>2</b>	—	—	—	—
711	Performing arts, spectator sports & related industries .....	151	627	4 695	16	10	3	1	—	2	—	—	—	—
713	Amusement, gambling & recreation industries .....	259	799	3 471	20	8	—	6	6	—	—	—	—	—
7139	Other amusement & recreation industries .....	(C)	(D)	(D)	19	8	—	5	6	—	—	—	—	—
<b>72</b>	<b>Accommodation &amp; food services</b> .....	<b>2 154</b>	<b>5 595</b>	<b>24 540</b>	<b>137</b>	<b>50</b>	<b>21</b>	<b>25</b>	<b>32</b>	<b>7</b>	<b>2</b>	—	—	—
721	Accommodation .....	135	393	1 752	17	7	3	5	2	—	—	—	—	—
7211	Traveler accommodation .....	125	372	1 659	11	1	3	5	2	—	—	—	—	—
72111	Hotels (exc casino hotels) & motels .....	125	372	1 659	11	1	3	5	2	—	—	—	—	—
721110	Hotels (exc casino hotels) & motels .....	125	372	1 659	11	1	3	5	2	—	—	—	—	—
722	Food services & drinking places .....	2 019	5 202	22 788	120	43	18	20	30	7	2	—	—	—
7221	Full-service restaurants .....	839	2 391	10 373	49	25	7	5	7	3	2	—	—	—
72211	Full-service restaurants .....	839	2 391	10 373	49	25	7	5	7	3	2	—	—	—
722110	Full-service restaurants .....	839	2 391	10 373	49	25	7	5	7	3	2	—	—	—
7222	Limited-service eating places .....	1 103	2 624	11 317	60	13	8	13	22	4	—	—	—	—
72221	Limited-service eating places .....	1 103	2 624	11 317	60	13	8	13	22	4	—	—	—	—
722211	Limited-service restaurants .....	1 075	2 579	11 098	55	11	7	11	22	4	—	—	—	—
<b>81</b>	<b>Other services (except public administration)</b> .....	<b>1 189</b>	<b>4 235</b>	<b>17 445</b>	<b>205</b>	<b>136</b>	<b>41</b>	<b>18</b>	<b>7</b>	<b>2</b>	<b>1</b>	—	—	—
811	Repair & maintenance .....	207	1 115	4 598	62	47	9	5	1	—	—	—	—	—
8111	Automotive repair & maintenance .....	156	813	3 319	40	29	6	4	1	—	—	—	—	—
812	Personal & laundry services .....	319	1 023	4 240	48	29	13	3	2	1	—	—	—	—
8122	Death care services .....	122	356	1 463	10	7	2	—	—	1	—	—	—	—
813	Religious, grantmaking, civic, prof & like organizations .....	663	2 097	8 607	95	60	19	10	4	1	1	—	—	—
8131	Religious organizations .....	591	1 683	6 767	74	44	15	9	4	1	1	—	—	—
81311	Religious organizations .....	591	1 683	6 767	74	44	15	9	4	1	1	—	—	—
813110	Religious organizations .....	591	1 683	6 767	74	44	15	9	4	1	1	—	—	—
<b>95</b>	<b>Auxiliaries (exc corporate, subsidiary &amp; regional mgt)</b> .....	<b>373</b>	<b>1 957</b>	<b>8 569</b>	<b>6</b>	—	<b>3</b>	<b>1</b>	—	—	<b>2</b>	—	—	—
<b>99</b>	<b>Unclassified establishments</b> .....	<b>41</b>	<b>130</b>	<b>740</b>	<b>31</b>	<b>28</b>	<b>3</b>	—	—	—	—	—	—	—
<b>STATEWIDE</b>														
	<b>Total</b> .....	<b>1 079</b>	<b>8 207</b>	<b>30 760</b>	<b>45</b>	<b>26</b>	<b>6</b>	<b>3</b>	<b>5</b>	<b>3</b>	<b>1</b>	<b>1</b>	—	—
<b>21</b>	<b>Mining</b> .....	<b>290</b>	<b>2 889</b>	<b>8 458</b>	<b>11</b>	<b>5</b>	<b>1</b>	<b>1</b>	<b>2</b>	<b>1</b>	<b>1</b>	—	—	—
213	Mining support activities .....	179	1 501	5 003	8	4	1	1	1	—	1	—	—	—
2131	Mining support activities .....	179	1 501	5 003	8	4	1	1	1	—	1	—	—	—
21311	Mining support activities .....	179	1 501	5 003	8	4	1	1	1	—	1	—	—	—
<b>23</b>	<b>Construction</b> .....	<b>(B)</b>	<b>(D)</b>	<b>(D)</b>	<b>2</b>	<b>1</b>	—	—	<b>1</b>	—	—	—	—	—
<b>42</b>	<b>Wholesale trade</b> .....	<b>50</b>	<b>803</b>	<b>3 483</b>	<b>7</b>	<b>4</b>	<b>2</b>	—	<b>1</b>	—	—	—	—	—
<b>44-45</b>	<b>Retail trade</b> .....	<b>(A)</b>	<b>(D)</b>	<b>(D)</b>	<b>2</b>	<b>2</b>	—	—	—	—	—	—	—	—
<b>51</b>	<b>Information</b> .....	<b>(A)</b>	<b>(D)</b>	<b>(D)</b>	<b>2</b>	—	<b>1</b>	<b>1</b>	—	—	—	—	—	—
<b>52</b>	<b>Finance &amp; insurance</b> .....	<b>21</b>	<b>388</b>	<b>1 320</b>	<b>12</b>	<b>11</b>	<b>1</b>	—	—	—	—	—	—	—
<b>56</b>	<b>Admin, support, waste mgt, remediation services</b> .....	<b>(F)</b>	<b>(D)</b>	<b>(D)</b>	<b>7</b>	<b>2</b>	—	<b>1</b>	<b>1</b>	<b>2</b>	—	<b>1</b>	—	—
561	Administrative & support services .....	(F)	(D)	(D)	7	2	—	1	1	2	—	1	—	—
5617	Services to buildings & dwellings .....	(F)	(D)	(D)	2	—	—	—	—	1	—	1	—	—
56173	Landscaping services .....	(F)	(D)	(D)	2	—	—	—	—	1	—	1	—	—
<b>62</b>	<b>Health care and social assistance</b> .....	<b>(A)</b>	<b>(D)</b>	<b>(D)</b>	<b>1</b>	—	<b>1</b>	—	—	—	—	—	—	—
<b>95</b>	<b>Auxiliaries (exc corporate, subsidiary &amp; regional mgt)</b> .....	<b>(A)</b>	<b>(D)</b>	<b>(D)</b>	<b>1</b>	<b>1</b>	—	—	—	—	—	—	—	—

Note: Employment-size classes are indicated as follows: A—0 to 19; B—20 to 99; C—100 to 249; E—250 to 499; F—500 to 999; G—1,000 to 2,499; H—2,500 to 4,999; I—5,000 to 9,999; J—10,000 to 24,999; K—25,000 to 49,999; L—50,000 to 99,999; M—100,000 or more.

## **Description of Publications Issued in Previous Years**

### **1974 through 1999**

Data are provided for mid-March employment, first-quarter and annual payrolls, and establishments, by industry, for each county in the state and, in a separate report, for the United States. Data are included for every industry having a significant number of employees or establishments. Refer to General Explanation for a description of the types of employment covered.

### **1964 through 1973**

Data are provided for first-quarter reporting units, employment, and taxable payrolls for each county and metropolitan area in the state and, in a separate report, for the United States. Data are included for every industry having a significant number of employees or reporting units.

### **1959 and 1962**

Data are provided for first-quarter reporting units, employment, and taxable payrolls for each county in the state and, in a separate report, for the United States. Data are included for every industry having a significant number of employees or reporting units. Data are combined for some counties in eight states.

### **1956**

Data are provided for first-quarter reporting units, employment, and taxable payrolls for each county in the state and, in a separate report, for the United States. Data are included for SIC economic divisions, major groups, and selected three-digit SICs. Data are combined for some counties in eight states.

### **1949 and 1950**

Data are provided for first-quarter manufacturing establishments, employment, and taxable payrolls for each large county in the state and, in a separate report, for the United States. Data are included for manufacturing major industry groups and selected three-digit SICs. Manufacturing totals are included for small counties. Data are combined for some counties in eight states.

### **1947, 1948, 1951, and 1953**

Data are provided for first-quarter reporting units, employment, and taxable payrolls for each large county in the state and, in a separate report, for the United States. Data are included for SIC economic divisions, major groups, and selected three-digit SICs. Economic division totals are included for small counties. Data are combined for some counties in eight states.

### **1946**

Data are provided for first-quarter reporting units, employment, and taxable payrolls for each large county in the state and, in a separate report, for the United States. Data are included for SIC economic divisions and major groups. Economic division totals are included for small counties. Data are combined for some counties in eight states.

### **Availability**

The most recent edition of County Business Patterns can be examined on the Internet at [www.census.gov](http://www.census.gov). Editions prior to 1993 are available in depository libraries for Federal publications, which are conveniently located in all areas of the country.

For information on the coverage of individual series, write to Chief, Economic Planning and Coordination Division, U.S. Census Bureau, Washington, DC 20233.