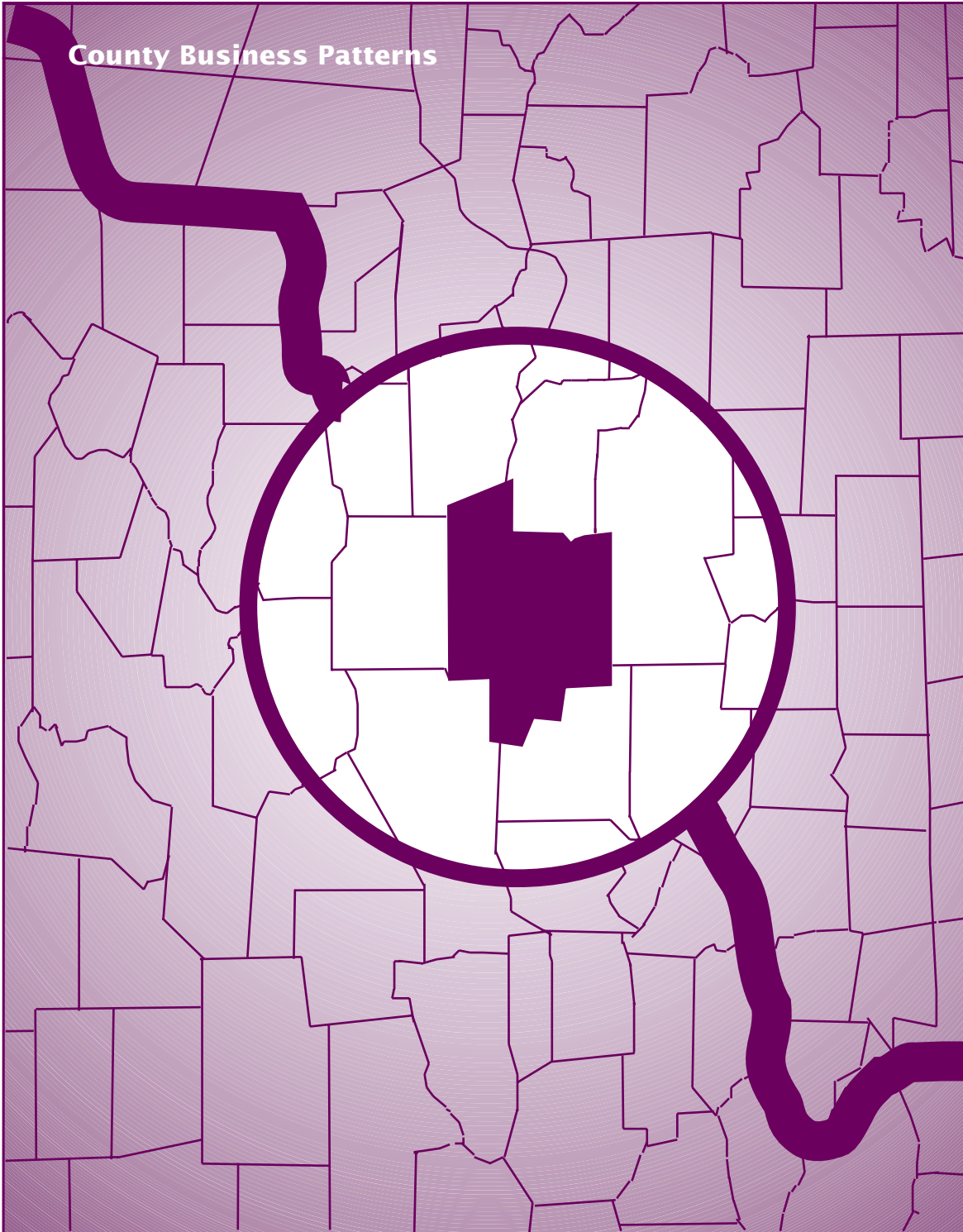


# Delaware

# 1999

Issued April 2001

CBP/99-9



**USCENSUSBUREAU**

*Helping You Make Informed Decisions*

U.S. Department of Commerce  
Economics and Statistics Administration  
U.S. CENSUS BUREAU



## ACKNOWLEDGMENTS

This report was prepared under the general direction of **Carl A. Konschnik**, Assistant Division Chief for Research and Methodology, Economic Planning and Coordination Division. **Paul Hanczaryk**, Chief, Register Analysis Branch, supervised the preparation of this report and was assisted by **Phil Thompson** and **Gerald Feuer**. **Kasey Dickenson**, **Yolanda Funderburk**, **Mary Green**, **Mary Hogan**, **Marilyn Italiano**, **Alan Pines**, and **Jon Youngman** contributed in resolving establishment processing problems and in data analysis.

Additional data analysis was provided by the staffs of **Lawrence A. Blum**, Assistant Division Chief for Collection Activities, Economic Planning and Coordination Division, assisted by **David Eade**; and **Carlene Bottorff**, Chief, Economic Projects Branch, National Processing Center, assisted by **Marsha Sowders** and **Anita Coomes**. Statistical methodology and quality assurance operations were performed by **Ken Sausman**, **Michael Kornbau**, **Thomas Cevis**, and **Roberta Custard**.

**Steven McCraith**, Chief, Census Related Surveys Branch, Economic Statistical Methods and Programming Division, assisted

by **Dan Vacca**, supervised computer support operations. **Ed Carr** was assigned primary responsibility for programming this report. **Jerry Richards** provided additional support for computer operations.

**David Chapman** of the Economic Statistical Methods and Programming Division contributed to the editing system and provided other methodological improvements.

**Kim D. Ottenstein**, **Bernadette J. Gayle**, and **Laurene V. Qualls** of the Administrative and Customer Services Division, **Walter C. Odom**, Chief, provided publications and printing management, graphics design and composition, and editorial review for print and electronic media. General direction and production management were provided by **Michael G. Garland**, Assistant Chief, and **Gary J. Lauffer**, Chief, Publications Services Branch.

Special acknowledgment is also due the many businesses whose cooperation has contributed to the publication of these data.

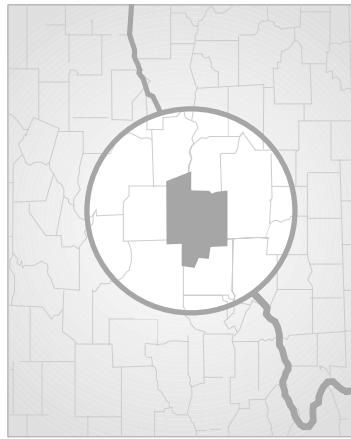
---

# Delaware 1999

Issued April 2001

CBP/99-9

## County Business Patterns



**U.S. Department of Commerce**  
**Donald L. Evans,**  
Secretary

**Economics  
and Statistics  
Administration**  
**J. Lee Price,**  
Acting Under Secretary for  
Economic Affairs

**U.S. CENSUS BUREAU**  
**William G. Barron, Jr.,**  
Acting Director

---

SUGGESTED CITATION

U.S. Census Bureau,  
County Business Patterns 1999

**DELAWARE**

Washington, DC, 2000



**Economics  
and Statistics  
Administration**

**J. Lee Price,**  
Acting Under Secretary  
for Economic Affairs



**U.S. CENSUS BUREAU**

**William G. Barron, Jr.,**  
Acting Director

**William G. Barron, Jr.,**  
Deputy Director

**Paula J. Schneider,**  
Principal Associate Director  
for Programs

**Frederick T. Knickerbocker,**  
Associate Director  
for Economic Programs

**Thomas L. Mesenbourg,**  
Assistant Director  
for Economic Programs

**Shirin A. Ahmed,**  
Chief, Economic  
Planning and Coordination  
Division

## CONTENTS

### GENERAL EXPLANATION

Introduction .....	V
Industry Classifications .....	V
Data Products .....	V
Sources of Data .....	VI
Definitions of Basic Data Items .....	VI
Industry and Geography Classifications .....	VII
Comparability With Other Data .....	VII
Data Withheld From Publication .....	VII
Reliability of Data .....	VII
Abbreviations and Symbols .....	VII
State Map .....	IX

### TABLES

1. The State—Establishments, Employees, and Payroll by Major Group: 1999 and 1998 .....	1
2. The State—Employees, Payroll, and Establishments by Industry: 1999 .....	3
3. The State—Employees and Annual Payroll by Employment-Size Class: 1999 .....	27
4. The State—Establishments With 1,000 Employees or More by Major Group and Employment-Size Class: 1999 .....	32
5. The State—Employees, Payroll, and Establishments by County: 1999 and 1998 .....	33
6. Counties—Employees, Payroll, and Establishments by Industry: 1999 .....	34

Description of Pubs Issued in Previous Years—Inside Back Cover

# General Explanation

---

## INTRODUCTION

County Business Patterns is an annual series that provides subnational economic data by industry. The series is useful for studying the economic activity of small areas; analyzing economic changes over time; and as a benchmark for statistical series, surveys, and databases between economic censuses. Businesses use the data for analyzing market potential, measuring the effectiveness of sales and advertising programs, setting sales quotas, and developing budgets. Government agencies use the data for administration and planning.

County Business Patterns covers most of the country's economic activity. The series excludes data on self-employed individuals, employees of private households, railroad employees, agricultural production employees, and most government employees.

This series has been published annually since 1964 and at irregular intervals dating back to 1946. The comparability of data over time may be affected by definitional changes in establishments, activity status, and industrial classifications. For more details on these changes, see the section "Comparability With Other Data."

## INDUSTRY CLASSIFICATIONS

Data from the County Business Patterns series are published primarily on the basis of the North American Industry Classification System (NAICS). Earlier County Business Patterns data were published according to the Standard Industrial Classification (SIC) system. While many of the individual NAICS industries correspond directly to industries as defined under the SIC system, most of the aggregate NAICS groupings do not.

Particular care should be taken in comparing data for retail trade, wholesale trade, and manufacturing, which are sector titles used in both NAICS and SIC, but cover somewhat different groups of industries. For more information on NAICS and changes from the SIC system, go to [www.census.gov/epcd/www/naics.html](http://www.census.gov/epcd/www/naics.html)

The 1999 County Business Patterns series includes the following NAICS sectors:

<i>Sector</i>	<i>Description</i>
11	Forestry, Fishing, Hunting, and Agriculture Support
21	Mining
22	Utilities
23	Construction

<i>Sector</i>	<i>Description</i>
31-33	Manufacturing
42	Wholesale Trade
44-45	Retail Trade
48-49	Transportation and Warehousing
51	Information
52	Finance and Insurance
53	Real Estate and Rental and Leasing
54	Professional, Scientific, and Technical Services
55	Management of Companies and Enterprises
56	Administrative and Support and Waste Management and Remediation Services
61	Educational Services
62	Health Care and Social Assistance
71	Arts, Entertainment, and Recreation
72	Accommodation and Food Services
81	Other Services (except Public Administration)
95	Auxiliaries (except corporate, subsidiary, and regional management)
99	Unclassified

County Business Patterns data are tabulated by industry as defined in the manual entitled *North American Industry Classification System: United States, 1997* with some exceptions. Data for auxiliary establishments (except corporate, subsidiary, and regional managing offices) will be tabulated in a separate category (Sector 95).

The 1999 County Business Patterns covers all NAICS industries except crop and animal production (NAICS 111,112), rail transportation (NAICS 482), National Postal Service (NAICS 491), pension, health, welfare, and vacation funds (NAICS 525110, 525120, 525190), trusts, estates, and agency accounts (NAICS 525920), private households (NAICS 814), and public administration (NAICS 92).

## DATA PRODUCTS

### Reports

The County Business Patterns data series includes a separate printed report for each state, the District of Columbia, Puerto Rico, and the United States. Individual state reports present payroll and employment data for the state and counties by industry. The reports also include the number of establishments by industry and employment size class.

---

The United States report presents similar data for the country as a whole. In addition, the U.S. report provides employment and payroll data by employment size class for major industry groups.

Data for industries with fewer than 100 employees, as well as data for detailed industries withheld to avoid disclosing data for individual companies, are not shown in the printed reports. However, these data are available on CD-ROM and other computer products.

### **Electronic Data Formats**

County Business Patterns series data are available on CD-ROM, computer tapes and diskettes. The CD-ROM also includes software for creating County Business Patterns data files compatible with popular database and spreadsheet software. In addition, ZIP Code Business Patterns data are available on CD-ROM and are available shortly after the release of County Business Patterns, and include the number of establishments by NAICS industry.

Publications also are available in Portable Document Format (PDF) at [www.census.gov/prod/www/abs/cbptotal.html](http://www.census.gov/prod/www/abs/cbptotal.html). In order to view these files, you will need the Adobe(R) Acrobat(R) Reader, which is available for free from the Adobe web site at [www.adobe.com](http://www.adobe.com). Alternatively, the Census Bureau will print the publication, give it a glue binding, and ship it to you for a fee.

For information and options to order County Business Patterns data products, contact:

Customer Services Center  
Marketing Services Office  
U.S. Census Bureau  
Washington, DC 20233

Telephone: 301-457-4100  
Internet address: [www.census.gov/](http://www.census.gov/)

### **Special Tabulations**

Special tabulations of County Business Patterns are available on a cost-reimbursable basis. For more information, contact:

U.S. Census Bureau  
Economic Planning and Coordination Division  
Register Analysis Branch  
Washington, DC 20233

Telephone: 301-457-2580  
Fax: 301-457-4433  
E-mail: [cbp@census.gov](mailto:cbp@census.gov)

### **SOURCES OF DATA**

County Business Patterns basic data items are extracted from the Standard Statistical Establishment List, a file of all known single and multiestablishment employer companies maintained and updated by the U.S. Census Bureau. The annual Company Organization Survey provides individual

establishment data for multiestablishment companies. Data for single-establishment companies are obtained from various Census Bureau programs, such as the Annual Survey of Manufactures and Current Business Surveys, as well as from administrative records of the Internal Revenue Service, the Social Security Administration, and the Bureau of Labor Statistics.

### **DEFINITIONS OF BASIC DATA ITEMS**

#### **Establishments**

An establishment is a single physical location at which business is conducted or services or industrial operations are performed. It is not necessarily identical with a company or enterprise, which may consist of one or more establishments. When two or more activities are carried on at a single location under a single ownership, all activities generally are grouped together as a single establishment. The entire establishment is classified on the basis of its major activity and all data are included in that classification.

Establishment-size designations are determined by paid employment in the mid-March pay period. The size group "1 to 4" includes establishments that did not report any paid employees in the mid-March pay period but paid wages to at least one employee at some time during the year.

Establishment counts represent the number of locations with paid employees any time during the year. This series excludes governmental establishments except for wholesale liquor establishments (NAICS 4228), retail liquor stores (NAICS 44531), Federally-chartered savings institutions (NAICS 522120), Federally-chartered credit unions (NAICS 522130), and hospitals (NAICS 622).

#### **Payroll**

Total payroll includes all forms of compensation, such as salaries, wages, reported tips, commissions, bonuses, vacation allowances, sick-leave pay, employee contributions to qualified pension plans, and the value of taxable fringe benefits. For corporations, it includes amounts paid to officers and executives; for unincorporated businesses, it does not include profit or other compensation of proprietors or partners. Payroll is reported before deductions for Social Security, income tax, insurance, union dues, etc. First-quarter payroll consists of payroll during the January-to-March quarter.

#### **Mid-March Employment**

Paid employment consists of full- and part-time employees, including salaried officers and executives of corporations, who are on the payroll in the pay period including March 12. Included are employees on paid sick leave, holidays, and vacations; not included are proprietors and partners of unincorporated businesses.

---

## INDUSTRY AND GEOGRAPHY CLASSIFICATIONS

The quinquennial economic censuses are the primary source for industry and geography classifications. The annual Company Organization Survey, Annual Survey of Manufactures, Current Business Surveys, and other Census Bureau programs provide regular updates.

### Industry Classification

Additional sources for assigning industry classifications are the Social Security Administration, the Internal Revenue Service, and the Bureau of Labor Statistics. These sources provide industry classification information for new businesses and businesses not canvassed in the Census Bureau programs. Establishments without sufficient industry information are tabulated in the “unclassified establishments” group.

Industry classifications are explained in an appendix in the U.S. Summary. The industry titles used throughout this series are the short NAICS titles; complete descriptions are contained in the manual entitled *North American Industry Classification System: United States, 1997*.

### Geography Classification

Most geography codes are derived from the physical location address reported in Census Bureau programs. The Internal Revenue Service provides supplemental address information. Those employers without a fixed location within a state (or of unknown county location) are included under a “statewide” classification at the end of the county tables. This incomplete detail causes only slight understatement of county employment. The independent cities in Virginia, and the cities of Baltimore, MD; Carson City, NV; and St. Louis, MO, are treated as separate counties.

## COMPARABILITY WITH OTHER DATA

### Earlier County Business Patterns

The comparability of data with previous County Business Patterns series may be affected by the following definitional changes:

- The change from a “reporting unit” concept to establishment based data in 1974
- The change in definition of “active” establishments in 1983
- The change in industrial classification definitions, the most recent occurring in 1998

A description of previous County Business Patterns publications is provided on the inside back cover.

### 1997 Economic Census

Definitional and coverage differences may affect the direct comparison of 1997 Economic Census and County Business Patterns data. Definitions of an establishment, employment, and payroll are detailed in the introductory text of each publication.

The 1997 Economic Census generally uses respondent-reported data. The County Business Patterns uses administrative record data for small establishments. Although efforts are made to resolve significant differences in the data, differences are known to exist.

Some large companies report different activities at the same location as separate profit centers. The County Business Patterns program treats each profit center as a separate establishment. The 1997 Economic Census may combine the profit centers into one establishment. This results in establishment count differences.

## DATA WITHHELD FROM PUBLICATION

In accordance with U.S. Code, Title 13, Section 9, no data are published that would disclose the operations of an individual employer. However, the number of establishments in an industry classification and the distribution of these establishments by employment-size class are not considered to be disclosures, and so this information may be released even though other information is withheld from publications.

## RELIABILITY OF DATA

All data are tabulated from universe files and are not subject to sampling errors. However, the data are subject to nonsampling errors. Nonsampling errors can be attributed to many sources: inability to identify all cases in the universe; definition and classification difficulties; differences in interpretation of questions; errors in recording or coding the data obtained; and estimation of employers who reported too late to be included in the tabulations and for records with missing or misreported data.

The accuracy of the data is determined by the joint effects of the various nonsampling errors. No direct measurement of these effects has been obtained; however, precautionary steps were taken in all phases of collection, processing, and tabulation to minimize the effects of nonsampling errors.

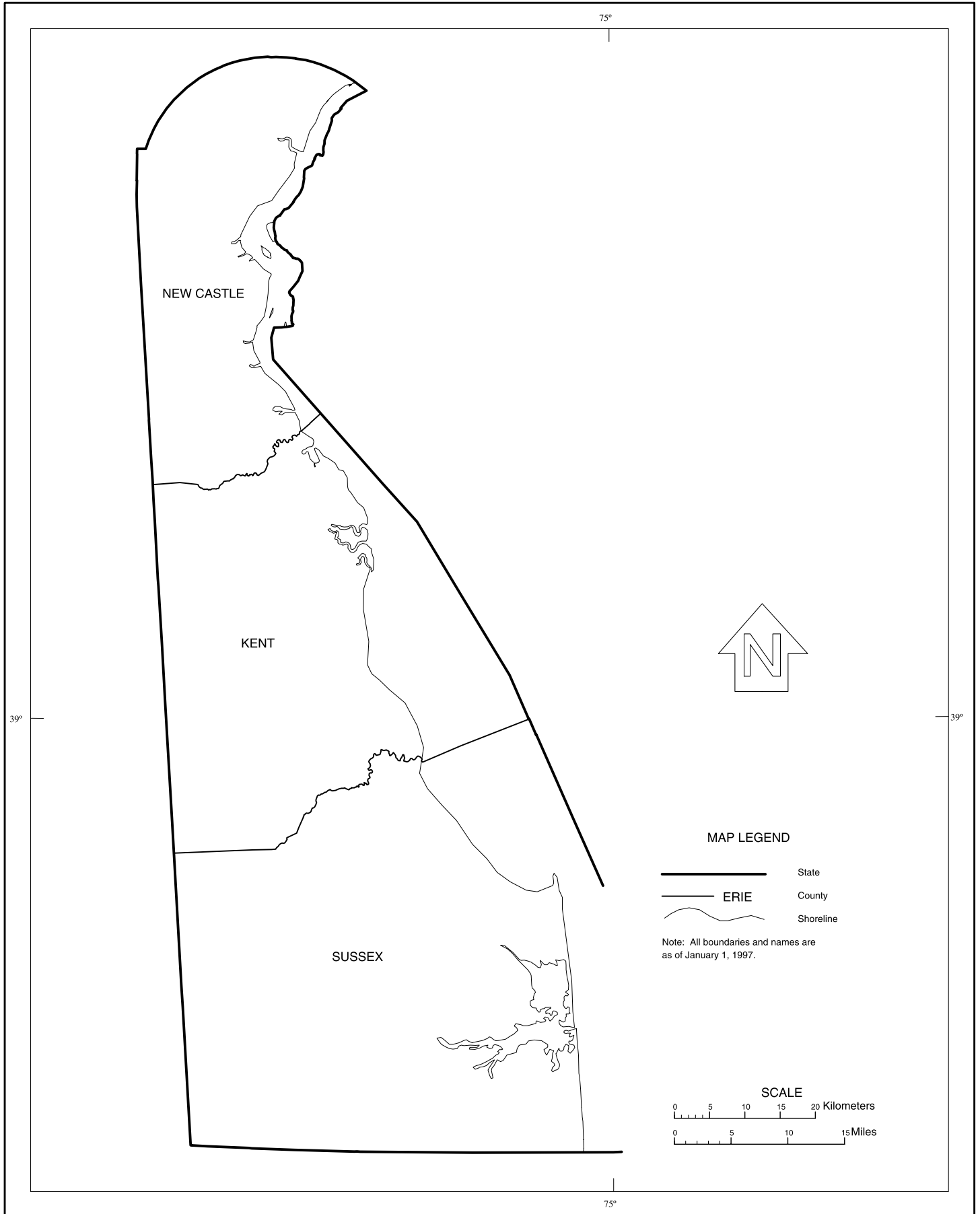
## ABBREVIATIONS AND SYMBOLS

The following abbreviations and symbols are used in this publication:

–	Represents zero.
A-C, E-M	Entered in place of employment data, represents an employment-size class as defined in the footnote of the tables.
(D)	Withheld to avoid disclosing data for individual companies; data are included in broader industry totals.
n.e.c.	Not elsewhere classified.
NAICS	North American Industry Classification System.



# County Business Patterns--Delaware



**Table 1. The State—Establishments, Employees, and Payroll by Major Group: 1999 and 1998**

[Excludes most government employees, railroad employees, and self-employed persons. (D) denotes figures withheld to avoid disclosing data for individual companies; the data are included in broader industry totals. For explanation of terms, abbreviations, and data reliability/comparability, see introductory text]

NAICS code	Major group	1999				1998			
		Number of establishments	Number of employees for week including March 12	Payroll (\$1,000)		Number of establishments	Number of employees for week including March 12	Payroll (\$1,000)	
				First quarter	Annual			First quarter	Annual
	<b>Total</b>	<b>23 381</b>	<b>360 735</b>	<b>3 045 080</b>	<b>12 612 016</b>	<b>22 871</b>	<b>354 643</b>	<b>2 934 171</b>	<b>11 831 134</b>
<b>11</b>	<b>Forestry, fishing, hunting, and agriculture support</b>	<b>43</b>	<b>(E)</b>	<b>(D)</b>	<b>(D)</b>	<b>43</b>	<b>(E)</b>	<b>(D)</b>	<b>(D)</b>
113	Forestry and logging	12	(B)	(D)	(D)	10	(B)	(D)	(D)
114	Fishing, hunting & trapping	8	(B)	(D)	(D)	8	(B)	(D)	(D)
115	Agriculture & forestry support activities	23	(E)	(D)	(D)	25	(C)	(D)	(D)
<b>21</b>	<b>Mining</b>	<b>18</b>	<b>(C)</b>	<b>(D)</b>	<b>(D)</b>	<b>15</b>	<b>(C)</b>	<b>(D)</b>	<b>(D)</b>
211	Oil & gas extraction	6	(A)	(D)	(D)	4	(A)	(D)	(D)
212	Mining (except oil & gas)	12	(C)	(D)	(D)	11	(C)	(D)	(D)
213	Mining support activities	—	—	—	—	—	—	—	—
<b>22</b>	<b>Utilities</b>	<b>23</b>	<b>(G)</b>	<b>(D)</b>	<b>(D)</b>	<b>24</b>	<b>2 426</b>	<b>43 321</b>	<b>135 147</b>
221	Utilities	23	(G)	(D)	(D)	24	2 426	43 321	135 147
<b>23</b>	<b>Construction</b>	<b>2 352</b>	<b>21 289</b>	<b>156 011</b>	<b>727 281</b>	<b>2 299</b>	<b>20 367</b>	<b>144 737</b>	<b>676 309</b>
233	Building, developing & general contracting	750	4 702	34 687	155 448	744	4 681	32 881	144 005
234	Heavy construction	93	2 743	20 501	105 087	92	2 453	20 090	103 126
235	Special trade contractors	1 509	13 844	100 823	466 746	1 463	13 233	91 766	429 178
<b>31-33</b>	<b>Manufacturing</b>	<b>696</b>	<b>41 407</b>	<b>417 881</b>	<b>1 777 150</b>	<b>699</b>	<b>43 511</b>	<b>402 885</b>	<b>1 632 155</b>
311	Food mfg	74	9 035	44 562	203 082	77	9 428	42 442	183 579
312	Beverage & tobacco product mfg	5	(C)	(D)	(D)	4	(C)	(D)	(D)
313	Textile mills	6	(E)	(D)	(D)	9	(F)	(D)	(D)
314	Textile product mills	15	(C)	(D)	(D)	14	(E)	(D)	(D)
315	Apparel manufacturing	15	192	1 078	7 291	12	(E)	(D)	(D)
316	Leather & allied product mfg	4	(B)	(D)	(D)	3	(B)	(D)	(D)
321	Wood product mfg	26	1 301	5 568	28 536	23	1 115	4 573	22 588
322	Paper mfg	7	743	6 985	28 911	8	(G)	(D)	(D)
323	Printing & related support activities	86	967	7 106	57 022	90	953	7 101	30 158
324	Petroleum & coal products mfg	16	932	14 577	57 090	15	837	12 482	49 668
325	Chemical mfg	55	6 831	83 850	345 816	53	7 256	88 802	353 250
326	Plastics & rubber products mfg	55	4 245	35 812	158 692	56	4 445	44 829	166 092
327	Nonmetallic mineral product mfg	36	769	5 818	26 414	40	950	7 072	28 939
331	Primary metal mfg	11	796	9 473	35 352	9	775	8 583	34 261
332	Fabricated metal product mfg	96	2 708	21 466	101 149	101	2 666	20 532	91 936
333	Machinery mfg	29	967	7 045	30 949	30	1 355	11 111	46 557
334	Computer & electronic product mfg	31	1 962	20 317	106 082	30	2 115	22 699	103 884
335	Electrical equip, appliance & component mfg	12	1 100	9 334	46 452	12	1 343	12 854	58 245
336	Transportation equipment mfg	22	6 337	125 915	460 517	21	6 144	90 364	342 165
337	Furniture & related product mfg	38	640	4 671	18 472	42	674	4 803	18 814
339	Miscellaneous mfg	57	1 192	9 748	44 776	50	990	8 234	31 308
<b>42</b>	<b>Wholesale trade</b>	<b>1 001</b>	<b>16 326</b>	<b>222 972</b>	<b>834 869</b>	<b>979</b>	<b>14 839</b>	<b>217 887</b>	<b>789 212</b>
421	Wholesale trade, durable goods	650	6 965	71 658	301 458	634	6 796	65 362	276 676
422	Wholesale trade, nondurable goods	351	9 361	151 314	533 411	345	8 043	152 525	512 536
<b>44-45</b>	<b>Retail trade</b>	<b>3 757</b>	<b>50 116</b>	<b>216 300</b>	<b>959 322</b>	<b>3 708</b>	<b>47 631</b>	<b>198 762</b>	<b>871 384</b>
441	Motor vehicle & parts dealers	384	6 382	44 766	206 982	370	6 237	42 020	190 157
442	Furniture & home furnishing stores	244	2 757	14 028	67 081	236	2 517	13 163	59 487
443	Electronics & appliance stores	153	1 394	6 931	29 095	149	1 347	6 876	27 332
444	Bldg material & garden equip & supp dealers	298	4 366	25 071	109 740	297	3 908	21 777	97 490
445	Food & beverage stores	620	10 241	38 303	165 179	598	9 203	32 598	144 145
446	Health & personal care stores	263	3 257	12 292	50 879	265	3 253	11 720	48 113
447	Gasoline stations	311	2 401	7 858	34 139	311	2 487	8 232	34 296
448	Clothing & clothing accessories stores	509	4 248	13 336	61 244	506	4 168	12 653	56 412
451	Sporting goods, hobby, book & music stores	243	2 120	6 695	31 018	244	2 045	6 044	27 746
452	General merchandise stores	124	8 173	26 337	111 560	121	8 155	25 964	106 572
453	Miscellaneous store retailers	469	3 392	11 943	54 121	473	3 040	9 874	45 248
454	Nonstore retailers	139	1 385	8 740	38 284	138	1 271	7 841	34 386
<b>48-49</b>	<b>Transportation &amp; warehousing</b>	<b>648</b>	<b>7 870</b>	<b>49 588</b>	<b>221 606</b>	<b>624</b>	<b>7 390</b>	<b>46 282</b>	<b>201 291</b>
481	Air transportation	23	(B)	(D)	(D)	20	(B)	(D)	(D)
483	Water transportation	9	(B)	(D)	(D)	7	(B)	(D)	(D)
484	Truck transportation	295	3 198	23 430	105 907	293	2 874	20 023	90 196
485	Transit & ground passenger transportation	161	2 287	8 018	39 552	161	2 078	8 254	33 586
486	Pipeline transportation	4	(A)	(D)	(D)	3	(B)	(D)	(D)
487	Scenic & sightseeing transportation	9	(A)	(D)	(D)	8	(A)	(D)	(D)
488	Transportation support activities	95	1 244	9 079	35 705	88	1 137	8 384	37 125
492	Couriers & messengers	23	(F)	(D)	(D)	17	575	3 992	16 670
493	Warehousing & storage	29	374	3 015	14 831	27	585	4 146	17 438
<b>51</b>	<b>Information</b>	<b>331</b>	<b>8 068</b>	<b>77 244</b>	<b>352 545</b>	<b>304</b>	<b>8 394</b>	<b>85 320</b>	<b>362 077</b>
511	Publishing industries	71	(G)	(D)	(D)	71	2 504	21 778	109 202
512	Motion picture & sound recording industries	48	(F)	(D)	(D)	55	623	1 608	7 106
513	Broadcasting & telecommunications	134	(H)	(D)	(D)	111	2 808	34 851	126 058
514	Information & data processing services	78	2 565	29 543	153 867	67	2 459	27 083	119 711
<b>52</b>	<b>Finance &amp; insurance</b>	<b>1 608</b>	<b>38 190</b>	<b>485 270</b>	<b>1 921 970</b>	<b>1 570</b>	<b>41 611</b>	<b>494 525</b>	<b>1 909 720</b>
522	Credit intermediation & related activities	656	27 376	338 177	1 338 282	678	31 077	359 486	1 372 769
523	Security, commodity contracts & like activity	476	(H)	(D)	(D)	434	(H)	(D)	(D)
524	Insurance carriers & related activities	450	(I)	(D)	(D)	432	7 651	72 104	305 179
525	Funds, trusts, & other financial vehicles (part)	26	(B)	(D)	(D)	26	(B)	(D)	(D)
<b>53</b>	<b>Real estate &amp; rental &amp; leasing</b>	<b>1 095</b>	<b>4 877</b>	<b>35 658</b>	<b>158 169</b>	<b>1 091</b>	<b>4 890</b>	<b>28 760</b>	<b>140 839</b>
531	Real estate	682	2 822	20 764	88 375	661	2 987	17 735	79 274
532	Rental & leasing services	216	1 686	9 556	42 044	213	1 457	6 312	29 896
533	Lessors of other nonfinancial intangible asset	197	369	5 338	27 750	217	446	4 713	31 669

Note: Employment-size classes are indicated as follows: A—0 to 19; B—20 to 99; C—100 to 249; E—250 to 499; F—500 to 999; G—1,000 to 2,499; H—2,500 to 4,999; I—5,000 to 9,999; J—10,000 to 24,999; K—25,000 to 49,999; L—50,000 to 99,999; M—100,000 or more.

**Table 1. The State—Establishments, Employees, and Payroll by Major Group: 1999 and 1998—Con.**

[Excludes most government employees, railroad employees, and self-employed persons. (D) denotes figures withheld to avoid disclosing data for individual companies; the data are included in broader industry totals. For explanation of terms, abbreviations, and data reliability/comparability, see introductory text]

NAICS code	Major group	1999				1998			
		Number of establishments	Number of employees for week including March 12	Payroll (\$1,000)		Number of establishments	Number of employees for week including March 12	Payroll (\$1,000)	
				First quarter	Annual			First quarter	Annual
<b>54</b>	<b>Professional, scientific &amp; technical services</b> .....	<b>2 119</b>	<b>18 862</b>	<b>210 022</b>	<b>959 027</b>	<b>2 029</b>	<b>17 043</b>	<b>168 837</b>	<b>824 062</b>
541	Professional, scientific & technical services .....	2 119	18 862	210 022	959 027	2 029	17 043	168 837	824 062
<b>55</b>	<b>Management of companies &amp; enterprises</b> .....	<b>2 052</b>	<b>21 087</b>	<b>410 482</b>	<b>1 407 530</b>	<b>1 939</b>	<b>20 243</b>	<b>391 476</b>	<b>1 288 596</b>
551	Management of companies & enterprises .....	2 052	21 087	410 482	1 407 530	1 939	20 243	391 476	1 288 596
<b>56</b>	<b>Admin, support, waste mgt, remediation services</b> .....	<b>1 203</b>	<b>29 006</b>	<b>129 860</b>	<b>568 744</b>	<b>1 186</b>	<b>26 117</b>	<b>110 368</b>	<b>488 195</b>
561	Administrative & support services .....	1 145	28 039	121 741	537 326	1 128	24 991	101 541	453 782
562	Waste management & remediation services .....	58	967	8 119	31 418	58	1 126	8 827	34 413
<b>61</b>	<b>Educational services</b> .....	<b>205</b>	<b>(I)</b>	<b>(D)</b>	<b>(D)</b>	<b>201</b>	<b>5 244</b>	<b>28 502</b>	<b>117 210</b>
611	Educational services .....	205	(I)	(D)	(D)	201	5 244	28 502	117 210
<b>62</b>	<b>Health care and social assistance</b> .....	<b>1 857</b>	<b>41 163</b>	<b>293 002</b>	<b>1 312 123</b>	<b>1 848</b>	<b>41 202</b>	<b>294 872</b>	<b>1 279 822</b>
621	Ambulatory health care services .....	1 271	13 151	122 968	579 218	1 262	13 075	117 670	546 449
622	Hospitals .....	16	14 442	117 508	511 936	15	(J)	(D)	(D)
623	Nursing & residential care facilities .....	105	6 889	30 376	128 710	100	7 120	30 491	125 723
624	Social assistance .....	465	6 681	22 150	92 259	471	(I)	(D)	(D)
<b>71</b>	<b>Arts, entertainment &amp; recreation</b> .....	<b>337</b>	<b>6 814</b>	<b>26 743</b>	<b>130 328</b>	<b>322</b>	<b>6 293</b>	<b>24 056</b>	<b>117 542</b>
711	Performing arts, spectator sports & related industries .....	99	2 786	12 591	61 647	92	2 605	10 668	55 610
712	Museums, historical sites & like institutions .....	27	908	4 781	19 890	23	872	4 376	18 852
713	Amusement, gambling & recreation industries .....	211	3 120	9 371	48 791	207	2 816	9 012	43 080
<b>72</b>	<b>Accommodation &amp; food services</b> .....	<b>1 526</b>	<b>26 260</b>	<b>73 910</b>	<b>344 414</b>	<b>1 577</b>	<b>25 867</b>	<b>67 770</b>	<b>313 948</b>
721	Accommodation .....	149	3 468	14 193	65 100	145	2 348	9 208	44 011
722	Food services & drinking places .....	1 377	22 792	59 717	279 314	1 432	23 519	58 562	269 937
<b>81</b>	<b>Other services (except public administration)</b> .....	<b>2 111</b>	<b>15 830</b>	<b>65 154</b>	<b>288 482</b>	<b>2 095</b>	<b>15 412</b>	<b>62 902</b>	<b>273 095</b>
811	Repair & maintenance .....	624	3 282	18 539	83 867	631	3 252	19 247	82 759
812	Personal & laundry services .....	629	3 804	14 954	68 695	633	3 678	14 621	65 583
813	Religious, grantmaking, civic, prof & like organizations .....	858	8 744	31 661	135 920	831	8 482	29 034	124 753
<b>95</b>	<b>Auxiliaries (exc corporate, subsidiary &amp; regional mgt)</b> .....	<b>53</b>	<b>5 726</b>	<b>119 832</b>	<b>417 267</b>	<b>53</b>	<b>5 513</b>	<b>120 185</b>	<b>393 423</b>
<b>99</b>	<b>Unclassified establishments</b> .....	<b>346</b>	<b>(E)</b>	<b>(D)</b>	<b>(D)</b>	<b>265</b>	<b>(C)</b>	<b>(D)</b>	<b>(D)</b>

Note: Employment-size classes are indicated as follows: A—0 to 19; B—20 to 99; C—100 to 249; E—250 to 499; F—500 to 999; G—1,000 to 2,499; H—2,500 to 4,999; I—5,000 to 9,999; J—10,000 to 24,999; K—25,000 to 49,999; L—50,000 to 99,999; M—100,000 or more.

**Table 2. The State—Employees, Payroll, and Establishments by Industry: 1999**

[Excludes most government employees, railroad employees, and self-employed persons. Size class 1 to 4 includes establishments with payroll, but no employees, during mid-March pay period. (D) denotes figures withheld to avoid disclosing data for individual companies; the data are included in broader industry totals. For explanation of terms, abbreviations, and data reliability/comparability, see introductory text.]

NAICS code	Industry	Number of employees for week including March 12	Payroll (\$1,000)		Total number of establishments	Number of establishments by employment-size class									
			First quarter	Annual		1 to 4	5 to 9	10 to 19	20 to 49	50 to 99	100 to 249	250 to 499	500 to 999	1,000 or more	
<b>Total</b> .....		<b>360 735</b>	<b>3 045 080</b>	<b>12 612 016</b>	<b>23 381</b>	<b>13 484</b>	<b>4 139</b>	<b>2 756</b>	<b>1 841</b>	<b>602</b>	<b>385</b>	<b>94</b>	<b>52</b>	<b>28</b>	
<b>11</b>	<b>Forestry, fishing, hunting, and agriculture support</b> .....	<b>(E)</b>	<b>(D)</b>	<b>(D)</b>	<b>43</b>	<b>23</b>	<b>11</b>	<b>5</b>	<b>3</b>	<b>1</b>	—	—	—	—	
113	Forestry and logging .....	(B)	(D)	(D)	12	6	6	—	—	—	—	—	—	—	
1131	Timber tract operations .....	(A)	(D)	(D)	1	—	1	—	—	—	—	—	—	—	
11311	Timber tract operations .....	(A)	(D)	(D)	1	—	1	—	—	—	—	—	—	—	
113110	Timber tract operations .....	(A)	(D)	(D)	1	—	1	—	—	—	—	—	—	—	
1133	Logging .....	(B)	(D)	(D)	11	6	5	—	—	—	—	—	—	—	
11331	Logging .....	(B)	(D)	(D)	11	6	5	—	—	—	—	—	—	—	
113310	Logging .....	(B)	(D)	(D)	11	6	5	—	—	—	—	—	—	—	
114	Fishing, hunting & trapping .....	(B)	(D)	(D)	8	7	—	1	—	—	—	—	—	—	
1141	Fishing .....	(A)	(D)	(D)	6	6	—	—	—	—	—	—	—	—	
11411	Fishing .....	(A)	(D)	(D)	6	6	—	—	—	—	—	—	—	—	
114111	Finfish fishing .....	(A)	(D)	(D)	2	2	—	—	—	—	—	—	—	—	
114112	Shellfish fishing .....	(A)	(D)	(D)	4	4	—	—	—	—	—	—	—	—	
1142	Hunting & trapping .....	(A)	(D)	(D)	2	1	—	1	—	—	—	—	—	—	
11421	Hunting & trapping .....	(A)	(D)	(D)	2	1	—	1	—	—	—	—	—	—	
114210	Hunting & trapping .....	(A)	(D)	(D)	2	1	—	1	—	—	—	—	—	—	
115	Agriculture & forestry support activities .....	(E)	(D)	(D)	23	10	5	4	3	1	—	—	—	—	
1151	Crop production support activities .....	(B)	(D)	(D)	12	7	4	—	—	1	—	—	—	—	
11511	Crop production support activities .....	(B)	(D)	(D)	12	7	4	—	—	1	—	—	—	—	
115112	Soil preparation, planting, & cultivating .....	(B)	(D)	(D)	8	5	3	—	—	—	—	—	—	—	
115113	Crop harvesting, primarily by machine .....	(A)	(D)	(D)	1	—	1	—	—	—	—	—	—	—	
115114	Postharvest crop activities (exc ginning) .....	(A)	(D)	(D)	1	1	—	—	—	—	—	—	—	—	
115115	Farm labor contractors & crew leaders .....	(B)	(D)	(D)	1	—	—	—	—	1	—	—	—	—	
115116	Farm management services .....	(A)	(D)	(D)	1	1	—	—	—	—	—	—	—	—	
1152	Animal production support activities .....	(C)	(D)	(D)	11	3	1	4	3	—	—	—	—	—	
11521	Animal production support activities .....	(C)	(D)	(D)	11	3	1	4	3	—	—	—	—	—	
115210	Animal production support activities .....	(C)	(D)	(D)	11	3	1	4	3	—	—	—	—	—	
<b>21</b>	<b>Mining</b> .....	<b>(C)</b>	<b>(D)</b>	<b>(D)</b>	<b>18</b>	<b>11</b>	<b>3</b>	<b>3</b>	—	<b>1</b>	—	—	—	—	
211	Oil & gas extraction .....	(A)	(D)	(D)	6	5	1	—	—	—	—	—	—	—	
2111	Oil & gas extraction .....	(A)	(D)	(D)	6	5	1	—	—	—	—	—	—	—	
21111	Oil & gas extraction .....	(A)	(D)	(D)	6	5	1	—	—	—	—	—	—	—	
211111	Crude petroleum & natural gas extraction .....	(A)	(D)	(D)	5	4	1	—	—	—	—	—	—	—	
211112	Natural gas liquid extraction .....	(A)	(D)	(D)	1	1	—	—	—	—	—	—	—	—	
212	Mining (except oil & gas) .....	(C)	(D)	(D)	12	6	2	3	—	1	—	—	—	—	
2123	Nonmetallic mineral mining & quarrying .....	(C)	(D)	(D)	12	6	2	3	—	1	—	—	—	—	
21231	Stone mining & quarrying .....	(A)	(D)	(D)	3	3	—	—	—	—	—	—	—	—	
212319	Other crushed & broken stone mining & quarrying .....	(A)	(D)	(D)	3	3	—	—	—	—	—	—	—	—	
21232	Sand, gravel, clay, refractory minerals mining .....	(C)	(D)	(D)	9	3	2	3	—	1	—	—	—	—	
212321	Construction sand & gravel mining .....	(C)	(D)	(D)	9	3	2	3	—	1	—	—	—	—	
<b>22</b>	<b>Utilities</b> .....	<b>(G)</b>	<b>(D)</b>	<b>(D)</b>	<b>23</b>	<b>4</b>	<b>5</b>	<b>3</b>	<b>1</b>	<b>3</b>	<b>6</b>	<b>1</b>	—	—	
221	Utilities .....	(G)	(D)	(D)	23	4	5	3	1	3	6	1	—	—	
2211	Elec pwr generation, transmsn & distribution .....	(F)	(D)	(D)	12	3	2	1	—	—	5	1	—	—	
22111	Electric power generation .....	(E)	(D)	(D)	6	2	—	—	—	—	3	—	—	—	
221112	Fossil fuel electric power generation .....	(E)	(D)	(D)	5	1	—	1	—	—	3	—	—	—	
221119	Other electric power generation .....	(A)	(D)	(D)	1	1	—	—	—	—	—	—	—	—	
22112	Electric pwr transmsn, control & distribution .....	(F)	(D)	(D)	6	1	2	—	—	—	2	1	—	—	
221122	Electric power distribution .....	(F)	(D)	(D)	6	1	2	—	—	—	2	1	—	—	
2212	Natural gas distribution .....	(C)	(D)	(D)	2	—	—	—	—	2	—	—	—	—	
22121	Natural gas distribution .....	(C)	(D)	(D)	2	—	—	—	—	2	—	—	—	—	
221210	Natural gas distribution .....	(C)	(D)	(D)	2	—	—	—	—	2	—	—	—	—	
2213	Water, sewage & other systems .....	(E)	(D)	(D)	9	1	3	2	1	1	1	—	—	—	
22131	Water supply & irrigation systems .....	286	2 838	12 459	8	1	3	1	1	1	1	—	—	—	
221310	Water supply & irrigation systems .....	286	2 838	12 459	8	1	3	1	1	1	1	—	—	—	
22132	Sewage treatment facilities .....	(A)	(D)	(D)	1	—	—	1	—	—	—	—	—	—	
221320	Sewage treatment facilities .....	(A)	(D)	(D)	1	—	—	1	—	—	—	—	—	—	
<b>23</b>	<b>Construction</b> .....	<b>21 289</b>	<b>156 011</b>	<b>727 281</b>	<b>2 352</b>	<b>1 449</b>	<b>412</b>	<b>252</b>	<b>160</b>	<b>60</b>	<b>16</b>	<b>2</b>	<b>1</b>	—	
233	Building, developing & general contracting .....	4 702	34 687	155 448	750	510	125	62	41	10	2	—	—	—	
2331	Land subdivision & land development .....	(B)	(D)	(D)	29	23	6	—	—	—	—	—	—	—	
23311	Land subdivision & land development .....	(B)	(D)	(D)	29	23	6	—	—	—	—	—	—	—	
233110	Land subdivision & land development .....	(B)	(D)	(D)	29	23	6	—	—	—	—	—	—	—	
2332	Residential building construction .....	(H)	(D)	(D)	607	443	97	46	19	2	—	—	—	—	
23321	Single-family housing construction .....	2 593	15 796	70 475	592	436	93	43	18	2	—	—	—	—	
233210	Single-family housing construction .....	2 593	15 796	70 475	592	436	93	43	18	2	—	—	—	—	
23322	Multifamily housing construction .....	(B)	(D)	(D)	15	7	4	3	1	—	—	—	—	—	
233220	Multifamily housing construction .....	(B)	(D)	(D)	15	7	4	3	1	—	—	—	—	—	
2333	Nonresidential building construction .....	1 946	17 952	81 002	114	44	22	16	22	8	2	—	—	—	
23331	Mfg & industrial building construction .....	504	4 118	19 669	18	6	2	3	4	2	1	—	—	—	
233310	Mfg & industrial building construction .....	504	4 118	19 669	18	6	2	3	4	2	1	—	—	—	
23332	Commercial & institutional bldg construction .....	1 442	13 834	61 333	96	38	20	13	18	6	1	—	—	—	
233320	Commercial & institutional bldg construction .....	1 442	13 834	61 333	96	38	20	13	18	6	1	—	—	—	

Note: Employment-size classes are indicated as follows: A—0 to 19; B—20 to 99; C—100 to 249; E—250 to 499; F—500 to 999; G—1,000 to 2,499; H—2,500 to 4,999; I—5,000 to 9,999; J—10,000 to 24,999; K—25,000 to 49,999; L—50,000 to 99,999; M—100,000 or more.





Table 2. The State—Employees, Payroll, and Establishments by Industry: 1999—Con.

[Excludes most government employees, railroad employees, and self-employed persons. Size class 1 to 4 includes establishments with payroll, but no employees, during mid-March pay period. (D) denotes figures withheld to avoid disclosing data for individual companies; the data are included in broader industry totals. For explanation of terms, abbreviations, and data reliability/comparability, see introductory text]

Table with columns: NAICS code, Industry, Number of employees for week including March 12, Payroll (\$1,000) (First quarter, Annual), Total number of establishments, and Number of establishments by employment-size class (1 to 4, 5 to 9, 10 to 19, 20 to 49, 50 to 99, 100 to 249, 250 to 499, 500 to 999, 1,000 or more).

Note: Employment-size classes are indicated as follows: A—0 to 19; B—20 to 99; C—100 to 249; E—250 to 499; F—500 to 999; G—1,000 to 2,499; H—2,500 to 4,999; I—5,000 to 9,999; J—10,000 to 24,999; K—25,000 to 49,999; L—50,000 to 99,999; M—100,000 or more.





**Table 2. The State—Employees, Payroll, and Establishments by Industry: 1999—Con.**

[Excludes most government employees, railroad employees, and self-employed persons. Size class 1 to 4 includes establishments with payroll, but no employees, during mid-March pay period. (D) denotes figures withheld to avoid disclosing data for individual companies; the data are included in broader industry totals. For explanation of terms, abbreviations, and data reliability/comparability, see introductory text]

NAICS code	Industry	Number of employees for week including March 12	Payroll (\$1,000)		Total number of establishments	Number of establishments by employment-size class								
			First quarter	Annual		1 to 4	5 to 9	10 to 19	20 to 49	50 to 99	100 to 249	250 to 499	500 to 999	1,000 or more
<b>31-33</b>	<b>Manufacturing—Con.</b>													
327	Nonmetallic mineral product mfg—Con.													
3279	Other nonmetallic mineral product mfg .....	(C)	(D)	(D)	2	—	—	—	—	2	—	—	—	—
32799	All other nonmetallic mineral product mfg ..	(C)	(D)	(D)	2	—	—	—	—	2	—	—	—	—
327992	Ground or treated mineral & earth mfg ..	(B)	(D)	(D)	1	—	—	—	—	1	—	—	—	—
327993	Mineral wool mfg .....	(B)	(D)	(D)	1	—	—	—	—	1	—	—	—	—
331	Primary metal mfg .....	796	9 473	35 352	11	4	—	1	—	4	1	1	—	—
3311	Iron & steel mills & ferroalloy mfg .....	(E)	(D)	(D)	3	1	—	—	—	1	—	1	—	—
33111	Iron & steel mills & ferroalloy mfg .....	(E)	(D)	(D)	3	1	—	—	—	1	—	1	—	—
331111	Iron & steel mills .....	(E)	(D)	(D)	3	1	—	—	—	1	—	1	—	—
3312	Steel product mfg from purchased steel .....	(C)	(D)	(D)	3	—	—	—	—	3	—	—	—	—
33121	Iron, steel pipe & tube mfg from purchased steel .....	(B)	(D)	(D)	1	—	—	—	—	1	—	—	—	—
331210	Iron, steel pipe & tube mfg from purchased steel .....	(B)	(D)	(D)	1	—	—	—	—	1	—	—	—	—
33122	Rolling & drawing of purchased steel .....	(C)	(D)	(D)	2	—	—	—	—	2	—	—	—	—
331222	Steel wire drawing .....	(C)	(D)	(D)	2	—	—	—	—	2	—	—	—	—
3313	Alumina & aluminum production & processing .....	(A)	(D)	(D)	1	1	—	—	—	—	—	—	—	—
33131	Alumina & aluminum production & processing .....	(A)	(D)	(D)	1	1	—	—	—	—	—	—	—	—
331319	Other aluminum rolling & drawing .....	(A)	(D)	(D)	1	1	—	—	—	—	—	—	—	—
3314	Nonferrous (exc alum) production & processing .....	(A)	(D)	(D)	2	1	—	1	—	—	—	—	—	—
33141	Nonferrous (exc aluminum) smelting & refining .....	(A)	(D)	(D)	1	1	—	—	—	—	—	—	—	—
331419	Other nonferrous metal prim smelting, refining .....	(A)	(D)	(D)	1	1	—	—	—	—	—	—	—	—
33149	Other nonferrous roll, draw, extruding, alloying .....	(A)	(D)	(D)	1	—	—	1	—	—	—	—	—	—
331491	Other nonferrous metal roll, draw, extruding .....	(A)	(D)	(D)	1	—	—	1	—	—	—	—	—	—
3315	Foundries .....	(C)	(D)	(D)	2	1	—	—	—	—	1	—	—	—
33151	Ferrous metal foundries .....	(C)	(D)	(D)	2	1	—	—	—	—	1	—	—	—
331513	Steel foundries (except investment) .....	(C)	(D)	(D)	2	1	—	—	—	—	1	—	—	—
332	Fabricated metal product mfg .....	2 708	21 466	101 149	96	32	16	16	20	5	6	1	—	—
3321	Forging & stamping .....	(B)	(D)	(D)	1	—	—	—	1	—	—	—	—	—
33211	Forging & stamping .....	(B)	(D)	(D)	1	—	—	—	1	—	—	—	—	—
332116	Metal stamping .....	(B)	(D)	(D)	1	—	—	—	1	—	—	—	—	—
3322	Cutlery & handtool mfg .....	(A)	(D)	(D)	3	2	—	1	—	—	—	—	—	—
33221	Cutlery & handtool mfg .....	(A)	(D)	(D)	3	2	—	1	—	—	—	—	—	—
332211	Cutlery & flatware (exc precious) mfg ..	(A)	(D)	(D)	2	1	—	1	—	—	—	—	—	—
332212	Hand & edge tool mfg .....	(A)	(D)	(D)	1	1	—	—	—	—	—	—	—	—
3323	Architectural & structural metals mfg .....	1 377	10 332	49 359	22	2	3	4	7	2	3	1	—	—
33231	Plate work & fabricated structural prod mfg .....	351	2 679	14 009	8	—	1	1	4	1	1	—	—	—
332312	Fabricated structural metal mfg .....	(E)	(D)	(D)	6	—	—	1	4	—	1	—	—	—
332313	Plate work mfg .....	(B)	(D)	(D)	2	—	1	—	—	1	—	—	—	—
33232	Ornamental & architectural metal prod mfg .....	1 026	7 653	35 350	14	2	2	3	3	1	2	1	—	—
332321	Metal window & door mfg .....	(C)	(D)	(D)	2	—	1	—	—	—	1	—	—	—
332322	Sheet metal work mfg .....	(F)	(D)	(D)	9	2	1	1	2	1	1	1	—	—
332323	Ornamental & architectural metal work mfg .....	(B)	(D)	(D)	3	—	—	2	1	—	—	—	—	—
3324	Boiler, tank & shipping container mfg .....	238	2 196	8 991	5	1	1	2	—	—	1	—	—	—
33241	Power boiler & heat exchanger mfg .....	(C)	(D)	(D)	1	—	—	—	—	—	1	—	—	—
332410	Power boiler & heat exchanger mfg .....	(C)	(D)	(D)	1	—	—	—	—	—	1	—	—	—
33242	Metal tank (heavy gauge) mfg .....	(B)	(D)	(D)	2	—	1	1	—	—	—	—	—	—
332420	Metal tank (heavy gauge) mfg .....	(B)	(D)	(D)	2	—	1	1	—	—	—	—	—	—
33243	Light gauge metal container mfg .....	(A)	(D)	(D)	2	1	—	1	—	—	—	—	—	—
332439	Other metal container mfg .....	(A)	(D)	(D)	2	1	—	1	—	—	—	—	—	—
3325	Hardware mfg .....	(B)	(D)	(D)	3	—	—	1	2	—	—	—	—	—
33251	Hardware mfg .....	(B)	(D)	(D)	3	—	—	1	2	—	—	—	—	—
332510	Hardware mfg .....	(B)	(D)	(D)	3	—	—	1	2	—	—	—	—	—
3326	Spring & wire product mfg .....	(A)	(D)	(D)	2	1	1	—	—	—	—	—	—	—
33261	Spring & wire product mfg .....	(A)	(D)	(D)	2	1	1	—	—	—	—	—	—	—
332618	Other fabricated wire product mfg .....	(A)	(D)	(D)	2	1	1	—	—	—	—	—	—	—
3327	Mach shops, turn prod, screw, nut, bolt mfg ..	585	5 006	24 541	41	18	7	7	6	2	1	—	—	—
33271	Machine shops .....	(E)	(D)	(D)	39	18	7	7	5	1	1	—	—	—
332710	Machine shops .....	(E)	(D)	(D)	39	18	7	7	5	1	1	—	—	—
33272	Turned product & screw, nut & bolt mfg ..	(C)	(D)	(D)	2	—	—	—	1	1	—	—	—	—
332721	Precision turned product mfg .....	(C)	(D)	(D)	2	—	—	—	1	1	—	—	—	—
3328	Coating, engrave, heat treating & oth activity	(C)	(D)	(D)	12	6	3	1	2	—	—	—	—	—
33281	Coating, engrave, heat treating & oth activity .....	(C)	(D)	(D)	12	6	3	1	2	—	—	—	—	—
332811	Metal heat treating .....	(B)	(D)	(D)	1	—	—	—	1	—	—	—	—	—
332812	Metal coating, engraving & allied services .....	(A)	(D)	(D)	6	4	2	—	—	—	—	—	—	—
332813	Electropl, plating, polish, anodize, coloring .....	(B)	(D)	(D)	5	2	1	1	—	—	—	—	—	—
3329	Other fabricated metal product mfg .....	290	2 472	11 550	7	2	1	—	2	1	1	—	—	—
33291	Metal valve mfg .....	(C)	(D)	(D)	2	1	—	—	—	—	1	—	—	—
332911	Industrial valve mfg .....	(A)	(D)	(D)	1	1	—	—	—	—	—	—	—	—
332913	Plumbing fixture fitting & trim mfg .....	(C)	(D)	(D)	1	—	—	—	—	—	1	—	—	—
33299	All other fabricated metal product mfg .....	(C)	(D)	(D)	5	1	1	—	2	1	—	—	—	—
332991	Ball & roller bearing mfg .....	(A)	(D)	(D)	1	1	—	—	—	—	—	—	—	—
332996	Fabricated pipe & pipe fitting mfg .....	(C)	(D)	(D)	3	—	—	—	2	1	—	—	—	—
332999	All other misc fabricated metal product mfg .....	(A)	(D)	(D)	1	—	1	—	—	—	—	—	—	—

Note: Employment-size classes are indicated as follows: A—0 to 19; B—20 to 99; C—100 to 249; E—250 to 499; F—500 to 999; G—1,000 to 2,499; H—2,500 to 4,999; I—5,000 to 9,999; J—10,000 to 24,999; K—25,000 to 49,999; L—50,000 to 99,999; M—100,000 or more.

**Table 2. The State—Employees, Payroll, and Establishments by Industry: 1999—Con.**

[Excludes most government employees, railroad employees, and self-employed persons. Size class 1 to 4 includes establishments with payroll, but no employees, during mid-March pay period. (D) denotes figures withheld to avoid disclosing data for individual companies; the data are included in broader industry totals. For explanation of terms, abbreviations, and data reliability/comparability, see introductory text]

NAICS code	Industry	Number of employees for week including March 12	Payroll (\$1,000)		Total number of establishments	Number of establishments by employment-size class								
			First quarter	Annual		1 to 4	5 to 9	10 to 19	20 to 49	50 to 99	100 to 249	250 to 499	500 to 999	1,000 or more
<b>31-33</b>	<b>Manufacturing—Con.</b>													
333	Machinery mfg .....	967	7 045	30 949	29	9	7	7	3	—	2	1	—	—
3331	Ag, construction & mining machinery mfg ....	(B)	(D)	(D)	1	—	—	—	1	—	—	—	—	—
33313	Mining & oil & gas field machinery mfg ....	(B)	(D)	(D)	1	—	—	—	1	—	—	—	—	—
333131	Mining machinery & equipment mfg .....	(B)	(D)	(D)	1	—	—	—	1	—	—	—	—	—
3332	Industrial machinery mfg .....	(A)	(D)	(D)	5	3	2	—	—	—	—	—	—	—
33322	Plastics & rubber industry machinery mfg ..	(A)	(D)	(D)	1	1	—	—	—	—	—	—	—	—
333220	Plastics & rubber industry machinery mfg .....	(A)	(D)	(D)	1	1	—	—	—	—	—	—	—	—
33329	Other industrial machinery mfg .....	(A)	(D)	(D)	4	2	2	—	—	—	—	—	—	—
333292	Textile machinery mfg .....	(A)	(D)	(D)	2	1	1	—	—	—	—	—	—	—
333298	All other industrial machinery mfg .....	(A)	(D)	(D)	2	1	1	—	—	—	—	—	—	—
3333	Commercial & service industry machinery mfg .....	(A)	(D)	(D)	4	3	1	—	—	—	—	—	—	—
33331	Commercial & service industry machinery mfg .....	(A)	(D)	(D)	4	3	1	—	—	—	—	—	—	—
333315	Photographic & photocopying equipment mfg .....	(A)	(D)	(D)	2	1	1	—	—	—	—	—	—	—
333319	Oth commercial, service industry machinery mfg .....	(A)	(D)	(D)	2	2	—	—	—	—	—	—	—	—
3334	HVAC & commercial refrigeration equipment mfg .....	(F)	(D)	(D)	6	—	—	2	1	—	2	1	—	—
33341	HVAC & commercial refrigeration equipment mfg .....	(F)	(D)	(D)	6	—	—	2	1	—	2	1	—	—
333411	Air purification equipment mfg .....	(C)	(D)	(D)	2	—	—	1	—	—	1	—	—	—
333415	AC, warm air htg & commercial refrig equip mfg .....		547	3 391	15 383	4	—	—	1	1	—	1	1	—
3335	Metalworking machinery mfg .....	(B)	(D)	(D)	3	1	1	1	—	—	—	—	—	—
33351	Metalworking machinery mfg .....	(B)	(D)	(D)	3	1	1	1	—	—	—	—	—	—
333514	Special die, tool, die set, jig & fixture mfg .....	(B)	(D)	(D)	2	—	—	1	1	—	—	—	—	—
333515	Cutting tool & machine tool accessory mfg .....	(A)	(D)	(D)	1	1	—	—	—	—	—	—	—	—
3339	Other general purpose machinery mfg .....	(C)	(D)	(D)	10	2	3	4	1	—	—	—	—	—
33391	Pump & compressor mfg .....	(B)	(D)	(D)	4	1	2	1	—	—	—	—	—	—
333911	Pump & pumping equipment mfg .....	(B)	(D)	(D)	3	—	2	1	—	—	—	—	—	—
333912	Air & gas compressor mfg .....	(A)	(D)	(D)	1	1	—	—	—	—	—	—	—	—
33392	Material handling equipment mfg .....	(A)	(D)	(D)	1	1	—	—	—	—	—	—	—	—
333923	Overhead crane, hoist & monorail system mfg .....	(A)	(D)	(D)	1	1	—	—	—	—	—	—	—	—
33399	All other general purpose machinery mfg ..	(B)	(D)	(D)	5	—	1	3	1	—	—	—	—	—
333991	Power-driven handtool mfg .....	(B)	(D)	(D)	1	—	—	1	—	—	—	—	—	—
333993	Packaging machinery mfg .....	(A)	(D)	(D)	1	—	—	1	—	—	—	—	—	—
333999	All other general purpose machinery mfg .....	(B)	(D)	(D)	3	—	1	2	—	—	—	—	—	—
334	Computer & electronic product mfg .....	1 962	20 317	106 082	31	9	5	3	9	2	1	1	1	—
3341	Computer & peripheral equipment mfg .....	(B)	(D)	(D)	4	3	—	—	1	—	—	—	—	—
33411	Computer & peripheral equipment mfg .....	(B)	(D)	(D)	4	3	—	—	1	—	—	—	—	—
334111	Electronic computer mfg .....	(A)	(D)	(D)	1	1	—	—	—	—	—	—	—	—
334112	Computer storage device mfg .....	(A)	(D)	(D)	2	2	—	—	—	—	—	—	—	—
334119	Other computer peripheral equipment mfg .....	(B)	(D)	(D)	1	—	—	—	1	—	—	—	—	—
3342	Communications equipment mfg .....	(C)	(D)	(D)	6	2	1	—	3	—	—	—	—	—
33421	Telephone apparatus mfg .....	(B)	(D)	(D)	3	1	1	—	1	—	—	—	—	—
334210	Telephone apparatus mfg .....	(B)	(D)	(D)	3	1	1	—	1	—	—	—	—	—
33422	Radio, TV broadcast & wireless comm equip mfg .....	(B)	(D)	(D)	2	—	—	—	2	—	—	—	—	—
334220	Radio, TV broadcast & wireless comm equip mfg .....	(B)	(D)	(D)	2	—	—	—	2	—	—	—	—	—
33429	Other communications equipment mfg .....	(A)	(D)	(D)	1	1	—	—	—	—	—	—	—	—
334290	Other communications equipment mfg ..	(A)	(D)	(D)	1	1	—	—	—	—	—	—	—	—
3344	Semiconductor & oth electronic component mfg .....	(E)	(D)	(D)	5	—	1	—	2	1	1	—	—	—
33441	Semiconductor & oth electronic component mfg .....	(E)	(D)	(D)	5	—	1	—	2	1	1	—	—	—
334413	Semiconductor & related device mfg .....	(B)	(D)	(D)	1	—	—	—	1	—	—	—	—	—
334419	Other electronic component mfg .....	(E)	(D)	(D)	4	—	1	—	1	1	—	—	—	—
3345	Nav, measuring, medical, control instruments mfg .....	1 446	13 844	77 953	15	4	2	3	3	1	—	1	1	—
33451	Nav, measuring, medical, control instruments mfg .....	1 446	13 844	77 953	15	4	2	3	3	1	—	1	1	—
334510	Electromedical apparatus mfg .....	(A)	(D)	(D)	1	—	—	1	—	—	—	—	—	—
334511	Search, detection & navigation instrument mfg .....	(B)	(D)	(D)	2	1	—	—	1	—	—	—	—	—
334512	Automatic environmental control mfg .....	(A)	(D)	(D)	1	1	—	—	—	—	—	—	—	—
334513	Industrial process control mfg .....	(C)	(D)	(D)	4	—	1	1	1	1	—	—	—	—
334516	Analytical laboratory instrument mfg .....	(G)	(D)	(D)	6	2	1	—	1	—	—	1	1	—
334519	Other measuring & controlling device mfg .....	(A)	(D)	(D)	1	—	—	1	—	—	—	—	—	—
3346	Mfg & reproducing magnetic & optical media ..	(A)	(D)	(D)	1	—	1	—	—	—	—	—	—	—
33461	Mfg & reproducing magnetic & optical media .....	(A)	(D)	(D)	1	—	1	—	—	—	—	—	—	—
334611	Software reproducing .....	(A)	(D)	(D)	1	—	1	—	—	—	—	—	—	—
335	Electrical equip, appliance & component mfg ...	1 100	9 334	46 452	12	3	1	1	3	—	2	2	—	—
3351	Electric lighting equipment mfg .....	(B)	(D)	(D)	1	—	—	—	1	—	—	—	—	—
33512	Lighting fixture mfg .....	(B)	(D)	(D)	1	—	—	—	1	—	—	—	—	—
335129	Other lighting equipment mfg .....	(B)	(D)	(D)	1	—	—	—	1	—	—	—	—	—
3352	Household appliance mfg .....	(E)	(D)	(D)	1	—	—	—	—	—	—	—	1	—
33521	Small electrical appliance mfg .....	(E)	(D)	(D)	1	—	—	—	—	—	—	—	1	—
335211	Electric housewares & fan mfg .....	(E)	(D)	(D)	1	—	—	—	—	—	—	—	1	—

Note: Employment-size classes are indicated as follows: A—0 to 19; B—20 to 99; C—100 to 249; E—250 to 499; F—500 to 999; G—1,000 to 2,499; H—2,500 to 4,999; I—5,000 to 9,999; J—10,000 to 24,999; K—25,000 to 49,999; L—50,000 to 99,999; M—100,000 or more.















**Table 2. The State—Employees, Payroll, and Establishments by Industry: 1999—Con.**

[Excludes most government employees, railroad employees, and self-employed persons. Size class 1 to 4 includes establishments with payroll, but no employees, during mid-March pay period. (D) denotes figures withheld to avoid disclosing data for individual companies; the data are included in broader industry totals. For explanation of terms, abbreviations, and data reliability/comparability, see introductory text]

NAICS code	Industry	Number of employees for week including March 12	Payroll (\$1,000)		Total number of establishments	Number of establishments by employment-size class										
			First quarter	Annual		1 to 4	5 to 9	10 to 19	20 to 49	50 to 99	100 to 249	250 to 499	500 to 999	1,000 or more		
<b>48-49</b>	<b>Transportation &amp; warehousing—Con.</b>															
484	Truck transportation .....	3 198	23 430	105 907	295	183	35	34	29	9	5	—	—	—	—	—
4841	General freight trucking .....	1 286	9 738	44 299	131	78	13	21	15	3	1	—	—	—	—	—
48411	General freight trucking, local .....	206	1 293	5 686	52	39	6	6	1	—	—	—	—	—	—	—
484110	General freight trucking, local .....	206	1 293	5 686	52	39	6	6	1	—	—	—	—	—	—	—
48412	General freight trucking, long-distance .....	1 080	8 445	38 613	79	39	7	15	14	3	1	—	—	—	—	—
484121	General freight trucking, long-distance, TL .....	(F)	(D)	(D)	64	36	7	10	8	2	1	—	—	—	—	—
484122	General freight trucking, long-distance, LTL .....	(E)	(D)	(D)	15	3	—	5	6	1	—	—	—	—	—	—
4842	Specialized freight trucking .....	1 912	13 692	61 608	164	105	22	13	14	6	4	—	—	—	—	—
48421	Used household & office goods moving, ...	723	3 797	18 062	31	12	4	4	6	4	1	—	—	—	—	—
484210	Used household & office goods moving, ...	723	3 797	18 062	31	12	4	4	6	4	1	—	—	—	—	—
48422	Specialized freight (exc used) trucking, local .....	501	3 170	14 424	83	61	10	7	4	—	1	—	—	—	—	—
484220	Specialized freight (exc used) trucking, local .....	501	3 170	14 424	83	61	10	7	4	—	1	—	—	—	—	—
48423	Specialized freight (exc used) trucking, LDist .....	688	6 725	29 122	50	32	8	2	4	2	2	—	—	—	—	—
484230	Specialized freight (exc used) trucking, LDist .....	688	6 725	29 122	50	32	8	2	4	2	2	—	—	—	—	—
485	Transit & ground passenger transportation .....	2 287	8 018	39 552	161	91	32	16	9	9	3	1	—	—	—	—
4851	Urban transit systems .....	(F)	(D)	(D)	8	2	1	—	—	3	1	1	—	—	—	—
48511	Urban transit systems .....	(F)	(D)	(D)	8	2	1	—	—	3	1	1	—	—	—	—
485111	Mixed mode transit systems .....	(F)	(D)	(D)	6	1	1	—	—	3	—	1	—	—	—	—
485113	Bus & other motor vehicle transit systems .....	(C)	(D)	(D)	2	1	—	—	—	—	1	—	—	—	—	—
4852	Interurban & rural bus transportation .....	(A)	(D)	(D)	1	1	—	—	—	—	—	—	—	—	—	—
48521	Interurban & rural bus transportation .....	(A)	(D)	(D)	1	1	—	—	—	—	—	—	—	—	—	—
485210	Interurban & rural bus transportation .....	(A)	(D)	(D)	1	1	—	—	—	—	—	—	—	—	—	—
4853	Taxi & limousine service .....	(C)	(D)	(D)	23	11	4	6	1	1	—	—	—	—	—	—
48531	Taxi service .....	(B)	(D)	(D)	3	1	1	1	—	—	—	—	—	—	—	—
485310	Taxi service .....	(B)	(D)	(D)	3	1	1	1	—	—	—	—	—	—	—	—
48532	Limousine service .....	(C)	(D)	(D)	20	10	3	5	1	1	—	—	—	—	—	—
485320	Limousine service .....	(C)	(D)	(D)	20	10	3	5	1	1	—	—	—	—	—	—
4854	School & employee bus transportation .....	1 039	2 661	11 055	113	70	25	7	5	5	1	—	—	—	—	—
48541	School & employee bus transportation .....	1 039	2 661	11 055	113	70	25	7	5	5	1	—	—	—	—	—
485410	School & employee bus transportation ..	1 039	2 661	11 055	113	70	25	7	5	5	1	—	—	—	—	—
4855	Charter bus industry .....	(B)	(D)	(D)	5	2	—	1	2	—	—	—	—	—	—	—
48551	Charter bus industry .....	(B)	(D)	(D)	5	2	—	1	2	—	—	—	—	—	—	—
485510	Charter bus industry .....	(B)	(D)	(D)	5	2	—	1	2	—	—	—	—	—	—	—
4859	Oth transit & ground passenger transportation .....	180	701	3 099	11	5	2	2	1	—	1	—	—	—	—	—
48599	Oth transit & ground passenger transportation .....	180	701	3 099	11	5	2	2	1	—	1	—	—	—	—	—
485991	Special needs transportation .....	(B)	(D)	(D)	5	3	—	2	—	—	—	—	—	—	—	—
485999	All other transit & ground passenger trans .....	(C)	(D)	(D)	6	2	2	—	1	—	1	—	—	—	—	—
486	Pipeline transportation .....	(A)	(D)	(D)	4	3	—	1	—	—	—	—	—	—	—	—
4861	Pipeline transportation of crude oil .....	(A)	(D)	(D)	1	1	—	—	—	—	—	—	—	—	—	—
48611	Pipeline transportation of crude oil .....	(A)	(D)	(D)	1	1	—	—	—	—	—	—	—	—	—	—
486110	Pipeline transportation of crude oil .....	(A)	(D)	(D)	1	1	—	—	—	—	—	—	—	—	—	—
4862	Pipeline transportation of natural gas .....	(A)	(D)	(D)	2	1	—	1	—	—	—	—	—	—	—	—
48621	Pipeline transportation of natural gas .....	(A)	(D)	(D)	2	1	—	1	—	—	—	—	—	—	—	—
486210	Pipeline transportation of natural gas .....	(A)	(D)	(D)	2	1	—	1	—	—	—	—	—	—	—	—
4869	Other pipeline transportation .....	(A)	(D)	(D)	1	1	—	—	—	—	—	—	—	—	—	—
48691	Pipeline trans of refined petroleum products .....	(A)	(D)	(D)	1	1	—	—	—	—	—	—	—	—	—	—
486910	Pipeline trans of refined petroleum products .....	(A)	(D)	(D)	1	1	—	—	—	—	—	—	—	—	—	—
487	Scenic & sightseeing transportation .....	(A)	(D)	(D)	9	9	—	—	—	—	—	—	—	—	—	—
4871	Scenic & sightseeing transportation, land .....	(A)	(D)	(D)	1	1	—	—	—	—	—	—	—	—	—	—
48711	Scenic & sightseeing transportation, land ..	(A)	(D)	(D)	1	1	—	—	—	—	—	—	—	—	—	—
487110	Scenic & sightseeing transportation, land .....	(A)	(D)	(D)	1	1	—	—	—	—	—	—	—	—	—	—
4872	Scenic & sightseeing transportation, water .....	(A)	(D)	(D)	7	7	—	—	—	—	—	—	—	—	—	—
48721	Scenic & sightseeing transportation, water ..	(A)	(D)	(D)	7	7	—	—	—	—	—	—	—	—	—	—
487210	Scenic & sightseeing transportation, water .....	(A)	(D)	(D)	7	7	—	—	—	—	—	—	—	—	—	—
4879	Scenic & sightseeing transportation, other .....	(A)	(D)	(D)	1	1	—	—	—	—	—	—	—	—	—	—
48799	Scenic & sightseeing transportation, other ..	(A)	(D)	(D)	1	1	—	—	—	—	—	—	—	—	—	—
487990	Scenic & sightseeing transportation, other .....	(A)	(D)	(D)	1	1	—	—	—	—	—	—	—	—	—	—
488	Transportation support activities .....	1 244	9 079	35 705	95	53	19	11	8	1	3	—	—	—	—	—
4881	Air transportation support activities .....	390	3 572	15 256	19	11	4	1	1	1	1	—	—	—	—	—
48811	Airport operations .....	65	294	1 505	5	3	—	1	1	—	—	—	—	—	—	—
488119	Other airport operations .....	65	294	1 505	5	3	—	1	1	—	—	—	—	—	—	—
48819	Other air transportation support activities ..	325	3 278	13 751	14	8	4	—	—	1	1	—	—	—	—	—
488190	Other air transportation support activities .....	325	3 278	13 751	14	8	4	—	—	1	1	—	—	—	—	—
4882	Rail transportation support activities .....	(B)	(D)	(D)	3	—	1	1	1	—	—	—	—	—	—	—
48821	Rail transportation support activities .....	(B)	(D)	(D)	3	—	1	1	1	—	—	—	—	—	—	—
488210	Rail transportation support activities .....	(B)	(D)	(D)	3	—	1	1	1	—	—	—	—	—	—	—

Note: Employment-size classes are indicated as follows: A—0 to 19; B—20 to 99; C—100 to 249; E—250 to 499; F—500 to 999; G—1,000 to 2,499; H—2,500 to 4,999; I—5,000 to 9,999; J—10,000 to 24,999; K—25,000 to 49,999; L—50,000 to 99,999; M—100,000 or more.

**Table 2. The State—Employees, Payroll, and Establishments by Industry: 1999—Con.**

[Excludes most government employees, railroad employees, and self-employed persons. Size class 1 to 4 includes establishments with payroll, but no employees, during mid-March pay period. (D) denotes figures withheld to avoid disclosing data for individual companies; the data are included in broader industry totals. For explanation of terms, abbreviations, and data reliability/comparability, see introductory text]

NAICS code	Industry	Number of employees for week including March 12	Payroll (\$1,000)		Total number of establishments	Number of establishments by employment-size class									
			First quarter	Annual		1 to 4	5 to 9	10 to 19	20 to 49	50 to 99	100 to 249	250 to 499	500 to 999	1,000 or more	
<b>48-49</b>	<b>Transportation &amp; warehousing—Con.</b>														
488	Transportation support activities—Con.														
4883	Water transportation support activities	498	3 284	9 593	20	11	3	2	2	—	2	—	—	—	
48832	Marine cargo handling	(E)	(D)	(D)	6	3	—	—	1	—	2	—	—	—	
488320	Marine cargo handling	(E)	(D)	(D)	6	3	—	—	1	—	2	—	—	—	
48833	Navigational services to shipping	(B)	(D)	(D)	9	5	1	2	1	—	—	—	—	—	
488330	Navigational services to shipping	(B)	(D)	(D)	9	5	1	2	1	—	—	—	—	—	
48839	Other water transportation support activities	(A)	(D)	(D)	5	3	2	—	—	—	—	—	—	—	
488390	Other water transportation support activities	(A)	(D)	(D)	5	3	2	—	—	—	—	—	—	—	
4884	Road transportation support activities	(C)	(D)	(D)	20	10	7	2	1	—	—	—	—	—	
48841	Motor vehicle towing	(B)	(D)	(D)	16	10	4	1	1	—	—	—	—	—	
488410	Motor vehicle towing	(B)	(D)	(D)	16	10	4	1	1	—	—	—	—	—	
48849	Other road transportation support activities	(B)	(D)	(D)	4	—	3	1	—	—	—	—	—	—	
488490	Other road transportation support activities	(B)	(D)	(D)	4	—	3	1	—	—	—	—	—	—	
4885	Freight transportation arrangement	139	1 110	5 734	26	17	4	4	1	—	—	—	—	—	
48851	Freight transportation arrangement	139	1 110	5 734	26	17	4	4	1	—	—	—	—	—	
488510	Freight transportation arrangement	139	1 110	5 734	26	17	4	4	1	—	—	—	—	—	
4889	Other transportation support activities	(B)	(D)	(D)	7	4	—	1	2	—	—	—	—	—	
48899	Other transportation support activities	(B)	(D)	(D)	7	4	—	1	2	—	—	—	—	—	
488991	Packing & crating	(B)	(D)	(D)	4	1	—	1	2	—	—	—	—	—	
488999	All other transportation support activities	(A)	(D)	(D)	3	3	—	—	—	—	—	—	—	—	
492	Couriers & messengers	(F)	(D)	(D)	23	11	1	2	5	2	2	—	—	—	
4921	Couriers	381	3 075	12 807	14	7	—	1	4	1	1	—	—	—	
49211	Couriers	381	3 075	12 807	14	7	—	1	4	1	1	—	—	—	
492110	Couriers	381	3 075	12 807	14	7	—	1	4	1	1	—	—	—	
4922	Local messengers & local delivery	(C)	(D)	(D)	9	4	1	1	1	1	1	—	—	—	
49221	Local messengers & local delivery	(C)	(D)	(D)	9	4	1	1	1	1	1	—	—	—	
492210	Local messengers & local delivery	(C)	(D)	(D)	9	4	1	1	1	1	1	—	—	—	
493	Warehousing & storage	374	3 015	14 831	29	11	3	10	5	—	—	—	—	—	
4931	Warehousing & storage	374	3 015	14 831	29	11	3	10	5	—	—	—	—	—	
49311	General warehousing & storage	(C)	(D)	(D)	15	6	3	5	1	—	—	—	—	—	
493110	General warehousing & storage	(C)	(D)	(D)	15	6	3	5	1	—	—	—	—	—	
49312	Refrigerated warehousing & storage	98	816	5 053	6	2	—	2	2	—	—	—	—	—	
493120	Refrigerated warehousing & storage	98	816	5 053	6	2	—	2	2	—	—	—	—	—	
49313	Farm product warehousing & storage	(A)	(D)	(D)	1	1	—	—	—	—	—	—	—	—	
493130	Farm product warehousing & storage	(A)	(D)	(D)	1	1	—	—	—	—	—	—	—	—	
49319	Other warehousing & storage	(C)	(D)	(D)	7	2	—	3	2	—	—	—	—	—	
493190	Other warehousing & storage	(C)	(D)	(D)	7	2	—	3	2	—	—	—	—	—	
<b>51</b>	<b>Information</b>	<b>8 068</b>	<b>77 244</b>	<b>352 545</b>	<b>331</b>	<b>192</b>	<b>35</b>	<b>36</b>	<b>44</b>	<b>10</b>	<b>9</b>	<b>1</b>	<b>3</b>	<b>1</b>	
511	Publishing industries	(G)	(D)	(D)	71	41	9	8	9	1	2	—	1	—	
5111	Newspaper, periodical, book, database publishers	(G)	(D)	(D)	46	26	5	5	6	1	2	—	1	—	
51111	Newspaper publishers	1 060	8 611	35 047	20	8	2	3	4	—	2	—	1	—	
511110	Newspaper publishers	1 060	8 611	35 047	20	8	2	3	4	—	2	—	1	—	
51112	Periodical publishers	(B)	(D)	(D)	10	7	2	1	—	—	—	—	—	—	
511120	Periodical publishers	(B)	(D)	(D)	10	7	2	1	—	—	—	—	—	—	
51113	Book publishers	(B)	(D)	(D)	4	2	1	—	1	—	—	—	—	—	
511130	Book publishers	(B)	(D)	(D)	4	2	1	—	1	—	—	—	—	—	
51114	Database and directory publishers	(A)	(D)	(D)	1	1	—	—	—	—	—	—	—	—	
511140	Database and directory publishers	(A)	(D)	(D)	1	1	—	—	—	—	—	—	—	—	
51119	Other publishers	(C)	(D)	(D)	11	8	—	1	1	1	—	—	—	—	
511199	All other publishers	(C)	(D)	(D)	11	8	—	1	1	1	—	—	—	—	
512	Software publishers	(C)	(D)	(D)	25	15	4	3	3	—	—	—	—	—	
5121	Software publishers	(C)	(D)	(D)	25	15	4	3	3	—	—	—	—	—	
51210	Software publishers	(C)	(D)	(D)	25	15	4	3	3	—	—	—	—	—	
512	Motion picture & sound recording industries	(F)	(D)	(D)	48	29	4	5	8	1	1	—	—	—	
5121	Motion picture & video industries	(F)	(D)	(D)	43	25	4	4	8	1	1	—	—	—	
51211	Motion picture & video production	(B)	(D)	(D)	17	15	2	—	—	—	—	—	—	—	
512110	Motion picture & video production	(B)	(D)	(D)	17	15	2	—	—	—	—	—	—	—	
51213	Motion picture & video exhibition	(E)	(D)	(D)	16	2	—	4	8	1	1	—	—	—	
512131	Motion picture theaters (except drive-ins)	(E)	(D)	(D)	16	2	—	4	8	1	1	—	—	—	
51219	Postprod & other movie & video industries	(B)	(D)	(D)	10	8	2	—	—	—	—	—	—	—	
512191	Teleproduction & oth postproduction services	(B)	(D)	(D)	9	8	1	—	—	—	—	—	—	—	
512199	Other motion picture & video industries	(A)	(D)	(D)	1	—	1	—	—	—	—	—	—	—	
5122	Sound recording industries	(B)	(D)	(D)	5	4	—	1	—	—	—	—	—	—	
51221	Record production	(A)	(D)	(D)	1	—	—	1	—	—	—	—	—	—	
512210	Record production	(A)	(D)	(D)	1	—	—	1	—	—	—	—	—	—	
51222	Integrated record production, distribution	(A)	(D)	(D)	2	2	—	—	—	—	—	—	—	—	
512220	Integrated record production, distribution	(A)	(D)	(D)	2	2	—	—	—	—	—	—	—	—	
51224	Sound recording studios	(A)	(D)	(D)	2	2	—	—	—	—	—	—	—	—	
512240	Sound recording studios	(A)	(D)	(D)	2	2	—	—	—	—	—	—	—	—	
513	Broadcasting & telecommunications	(H)	(D)	(D)	134	74	15	13	16	8	6	1	1	—	
5131	Radio & television broadcasting	(E)	(D)	(D)	20	6	3	5	4	2	—	—	—	—	
51311	Radio broadcasting	335	2 151	8 932	17	5	3	4	3	2	—	—	—	—	
513112	Radio stations	335	2 151	8 932	17	5	3	4	3	2	—	—	—	—	
51312	Television broadcasting	(B)	(D)	(D)	3	1	—	1	1	—	—	—	—	—	
513120	Television broadcasting	(B)	(D)	(D)	3	1	—	1	1	—	—	—	—	—	
5132	Cable networks & program distribution	(G)	(D)	(D)	12	6	—	1	3	—	1	—	1	—	
51321	Cable networks	(A)	(D)	(D)	1	1	—	—	—	—	—	—	—	—	
513210	Cable networks	(A)	(D)	(D)	1	1	—	—	—	—	—	—	—	—	
51322	Cable & other program distribution	(G)	(D)	(D)	11	5	—	1	3	—	1	—	1	—	
513220	Cable & other program distribution	(G)	(D)	(D)	11	5	—	1	3	—	1	—	1	—	

Note: Employment-size classes are indicated as follows: A—0 to 19; B—20 to 99; C—100 to 249; E—250 to 499; F—500 to 999; G—1,000 to 2,499; H—2,500 to 4,999; I—5,000 to 9,999; J—10,000 to 24,999; K—25,000 to 49,999; L—50,000 to 99,999; M—100,000 or more.

**Table 2. The State—Employees, Payroll, and Establishments by Industry: 1999—Con.**

[Excludes most government employees, railroad employees, and self-employed persons. Size class 1 to 4 includes establishments with payroll, but no employees, during mid-March pay period. (D) denotes figures withheld to avoid disclosing data for individual companies; the data are included in broader industry totals. For explanation of terms, abbreviations, and data reliability/comparability, see introductory text]

NAICS code	Industry	Number of employees for week including March 12	Payroll (\$1,000)		Total number of establishments	Number of establishments by employment-size class								
			First quarter	Annual		1 to 4	5 to 9	10 to 19	20 to 49	50 to 99	100 to 249	250 to 499	500 to 999	1,000 or more
<b>51</b>	<b>Information—Con.</b>													
513	Broadcasting & telecommunications—Con.													
5133	Telecommunications	2 066	24 619	96 257	102	62	12	7	9	6	5	1	—	—
51331	Wired telecommunications carriers	(G)	(D)	(D)	68	41	8	5	5	4	—	—	—	—
513310	Wired telecommunications carriers	(G)	(D)	(D)	68	41	8	5	5	4	—	—	—	—
51332	Wireless telecom carriers (exc satellite)	(E)	(D)	(D)	23	13	2	2	4	1	—	—	—	—
513321	Paging	(B)	(D)	(D)	7	5	1	—	1	—	—	—	—	—
513322	Cellular & other wireless telecommunications	358	4 054	15 947	16	8	1	2	3	1	1	—	—	—
51333	Telecommunications resellers	(E)	(D)	(D)	9	6	2	—	—	—	—	1	—	—
513330	Telecommunications resellers	(E)	(D)	(D)	9	6	2	—	—	—	—	1	—	—
51334	Satellite telecommunications	(A)	(D)	(D)	1	1	—	—	—	—	—	—	—	—
513340	Satellite telecommunications	(A)	(D)	(D)	1	1	—	—	—	—	—	—	—	—
51339	Other telecommunications	(A)	(D)	(D)	1	1	—	—	—	—	—	—	—	—
513390	Other telecommunications	(A)	(D)	(D)	1	1	—	—	—	—	—	—	—	—
514	Information & data processing services	2 565	29 543	153 867	78	48	7	10	11	—	—	—	1	1
5141	Information services	351	2 255	10 638	49	30	7	7	5	—	—	—	—	—
51411	News syndicates	(A)	(D)	(D)	3	3	—	—	—	—	—	—	—	—
514110	News syndicates	(A)	(D)	(D)	3	3	—	—	—	—	—	—	—	—
51412	Libraries & archives	(C)	(D)	(D)	16	6	5	4	1	—	—	—	—	—
514120	Libraries & archives	(C)	(D)	(D)	16	6	5	4	1	—	—	—	—	—
51419	Other information services	(C)	(D)	(D)	30	21	2	3	4	—	—	—	—	—
514191	On-line information services	(C)	(D)	(D)	27	20	2	2	3	—	—	—	—	—
514199	All other information services	(B)	(D)	(D)	3	1	—	1	1	—	—	—	—	—
5142	Data processing services	2 214	27 288	143 229	29	18	—	3	6	—	—	—	1	1
51421	Data processing services	2 214	27 288	143 229	29	18	—	3	6	—	—	—	1	1
514210	Data processing services	2 214	27 288	143 229	29	18	—	3	6	—	—	—	1	1
<b>52</b>	<b>Finance &amp; insurance</b>	<b>38 190</b>	<b>485 270</b>	<b>1 921 970</b>	<b>1 608</b>	<b>1 032</b>	<b>260</b>	<b>145</b>	<b>85</b>	<b>29</b>	<b>28</b>	<b>11</b>	<b>14</b>	<b>4</b>
522	Credit intermediation & related activities	27 376	338 177	1 338 282	656	308	162	89	41	17	19	9	7	4
5221	Depository credit intermediation	17 872	254 966	1 017 966	313	99	108	63	18	6	8	5	2	4
52211	Commercial banking	16 972	247 632	985 276	210	52	75	48	12	5	7	5	2	4
522110	Commercial banking	16 972	247 632	985 276	210	52	75	48	12	5	7	5	2	4
52212	Savings institutions	502	4 977	22 352	46	12	26	4	2	1	1	—	—	—
522120	Savings institutions	502	4 977	22 352	46	12	26	4	2	1	1	—	—	—
52213	Credit unions	398	2 357	10 338	57	35	7	11	4	—	—	—	—	—
522130	Credit unions	398	2 357	10 338	57	35	7	11	4	—	—	—	—	—
5222	Nondepository credit intermediation	8 084	72 445	272 776	274	163	43	20	21	10	9	4	4	—
52221	Credit card issuing	5 361	43 295	167 635	36	5	3	5	4	8	5	2	4	—
522210	Credit card issuing	5 361	43 295	167 635	36	5	3	5	4	8	5	2	4	—
52222	Sales financing	959	12 403	42 938	53	37	7	2	4	—	2	1	—	—
522220	Sales financing	959	12 403	42 938	53	37	7	2	4	—	2	1	—	—
52229	Other nondepository credit intermediation	1 764	16 747	62 203	185	121	33	13	13	2	2	1	—	—
522291	Consumer lending	747	6 656	27 626	70	53	15	—	15	—	1	1	—	—
522292	Real estate credit	921	9 028	30 839	86	44	16	11	12	2	1	—	—	—
522293	International trade financing	(A)	(D)	(D)	2	1	1	—	—	—	—	—	—	—
522294	Secondary market financing	(A)	(D)	(D)	3	3	—	—	—	—	—	—	—	—
522298	All oth nondepository credit intermediation	(B)	(D)	(D)	24	20	1	2	1	—	—	—	—	—
5223	Activities related to credit intermediation	1 420	10 766	47 540	69	46	11	6	2	1	2	—	1	—
52231	Mortgage & nonmortgage brokers	(E)	(D)	(D)	46	36	5	4	—	—	1	—	—	—
522310	Mortgage & nonmortgage brokers	(E)	(D)	(D)	46	36	5	4	—	—	1	—	—	—
52232	Financial clearinghouse & reserve activities	1 001	7 405	33 036	7	2	2	—	—	1	1	—	1	—
522320	Financial clearinghouse & reserve activities	1 001	7 405	33 036	7	2	2	—	—	1	1	—	1	—
52239	Other credit intermediation activities	(C)	(D)	(D)	16	8	4	2	2	—	—	—	—	—
522390	Other credit intermediation activities	(C)	(D)	(D)	16	8	4	2	2	—	—	—	—	—
523	Security, commodity contracts & like activity	(H)	(D)	(D)	476	401	23	27	14	8	1	—	2	—
5231	Scrtly & comdty contracts intermed & brokerage	(F)	(D)	(D)	86	60	5	11	7	2	1	—	—	—
52311	Investment banking & securities dealing	(B)	(D)	(D)	15	13	2	—	—	—	—	—	—	—
523110	Investment banking & securities dealing	(B)	(D)	(D)	15	13	2	—	—	—	—	—	—	—
52312	Securities brokerage	(F)	(D)	(D)	68	44	3	11	7	2	1	—	—	—
523120	Securities brokerage	(F)	(D)	(D)	68	44	3	11	7	2	1	—	—	—
52313	Commodity contracts dealing	(A)	(D)	(D)	2	2	—	—	—	—	—	—	—	—
523130	Commodity contracts dealing	(A)	(D)	(D)	2	2	—	—	—	—	—	—	—	—
52314	Commodity contracts brokerage	(A)	(D)	(D)	1	1	—	—	—	—	—	—	—	—
523140	Commodity contracts brokerage	(A)	(D)	(D)	1	1	—	—	—	—	—	—	—	—
5239	Other financial investment activities	2 342	50 031	192 781	390	341	18	16	7	6	—	—	2	—
52391	Miscellaneous intermediation	422	17 720	40 835	213	201	4	6	—	2	—	—	—	—
523910	Miscellaneous intermediation	422	17 720	40 835	213	201	4	6	—	2	—	—	—	—
52392	Portfolio management	1 707	28 913	136 238	89	63	9	6	5	4	—	—	2	—
523920	Portfolio management	1 707	28 913	136 238	89	63	9	6	5	4	—	—	2	—
52393	Investment advice	161	2 292	8 774	69	61	5	1	2	—	—	—	—	—
523930	Investment advice	161	2 292	8 774	69	61	5	1	2	—	—	—	—	—
52399	All other financial investment activities	52	1 106	6 934	19	16	—	3	—	—	—	—	—	—
523991	Trust, fiduciary & custody activities	(B)	(D)	(D)	18	15	—	3	—	—	—	—	—	—
523999	Miscellaneous financial investment activities	(A)	(D)	(D)	1	1	—	—	—	—	—	—	—	—
524	Insurance carriers & related activities	(I)	(D)	(D)	450	299	73	29	30	4	8	2	5	—
5241	Insurance carriers	5 922	63 494	253 974	116	56	14	11	20	2	6	2	5	—
52411	Direct life, health, medical insurance carriers	4 019	45 479	185 165	50	15	8	3	12	2	5	2	3	—
524113	Direct life Insurance carriers	2 778	30 729	130 545	41	14	6	3	9	2	4	1	2	—
524114	Direct health & medical insurance carriers	1 241	14 750	54 620	9	1	2	—	3	—	1	1	1	—
52412	Other direct insurance carriers	(G)	(D)	(D)	64	40	6	8	7	—	1	—	2	—
524126	Direct property & casualty insurance carriers	1 839	17 403	65 793	57	36	4	7	7	—	1	—	2	—
524127	Direct title insurance carriers	(B)	(D)	(D)	5	3	1	1	—	—	—	—	—	—
524128	All other direct insurance carriers	(A)	(D)	(D)	2	1	—	—	—	—	—	—	—	—

Note: Employment-size classes are indicated as follows: A—0 to 19; B—20 to 99; C—100 to 249; E—250 to 499; F—500 to 999; G—1,000 to 2,499; H—2,500 to 4,999; I—5,000 to 9,999; J—10,000 to 24,999; K—25,000 to 49,999; L—50,000 to 99,999; M—100,000 or more.

**Table 2. The State—Employees, Payroll, and Establishments by Industry: 1999—Con.**

[Excludes most government employees, railroad employees, and self-employed persons. Size class 1 to 4 includes establishments with payroll, but no employees, during mid-March pay period. (D) denotes figures withheld to avoid disclosing data for individual companies; the data are included in broader industry totals. For explanation of terms, abbreviations, and data reliability/comparability, see introductory text]

NAICS code	Industry	Number of employees for week including March 12	Payroll (\$1,000)		Total number of establishments	Number of establishments by employment-size class										
			First quarter	Annual		1 to 4	5 to 9	10 to 19	20 to 49	50 to 99	100 to 249	250 to 499	500 to 999	1,000 or more		
<b>52</b>	<b>Finance &amp; insurance—Con.</b>															
524	Insurance carriers & related activities—Con.															
5241	Insurance carriers—Con.															
52413	Reinsurance carriers	(B)	(D)	(D)	2	1	—	—	1	—	—	—	—	—	—	—
524130	Reinsurance carriers	(B)	(D)	(D)	2	1	—	—	1	—	—	—	—	—	—	—
5242	Agencies & other insurance related activities	(G)	(D)	(D)	334	243	59	18	10	2	2	—	—	—	—	—
52421	Insurance agencies & brokerages	1 396	12 315	51 006	299	223	51	17	5	2	1	—	—	—	—	—
524210	Insurance agencies & brokerages	1 396	12 315	51 006	299	223	51	17	5	2	1	—	—	—	—	—
52429	Other insurance related activities	(E)	(D)	(D)	35	20	8	1	5	—	1	—	—	—	—	—
524291	Claims adjusting	(B)	(D)	(D)	11	6	3	1	1	—	—	—	—	—	—	—
524292	Insurance & pension funds, third party admin	(C)	(D)	(D)	15	8	3	—	4	—	—	—	—	—	—	—
524298	All other insurance related activities	(C)	(D)	(D)	9	6	2	—	—	—	1	—	—	—	—	—
525	Funds, trusts, & other financial vehicles (part)	(B)	(D)	(D)	26	24	2	—	—	—	—	—	—	—	—	—
5259	Other investment pools & funds	(B)	(D)	(D)	26	24	2	—	—	—	—	—	—	—	—	—
52591	Open-end investment funds	(A)	(D)	(D)	5	5	—	—	—	—	—	—	—	—	—	—
525910	Open-end investment funds	(A)	(D)	(D)	5	5	—	—	—	—	—	—	—	—	—	—
52593	Real estate investment trusts	(B)	(D)	(D)	9	7	2	—	—	—	—	—	—	—	—	—
525930	Real estate investment trusts	(B)	(D)	(D)	9	7	2	—	—	—	—	—	—	—	—	—
52599	Other financial vehicles	(A)	(D)	(D)	12	12	—	—	—	—	—	—	—	—	—	—
525990	Other financial vehicles	(A)	(D)	(D)	12	12	—	—	—	—	—	—	—	—	—	—
<b>53</b>	<b>Real estate &amp; rental &amp; leasing</b>	<b>4 877</b>	<b>35 658</b>	<b>158 169</b>	<b>1 095</b>	<b>800</b>	<b>173</b>	<b>84</b>	<b>31</b>	<b>6</b>	<b>1</b>	—	—	—	—	—
531	Real estate	2 822	20 764	88 375	682	525	95	40	18	4	—	—	—	—	—	—
5311	Lessors of real estate	1 421	8 236	36 540	336	261	47	18	8	2	—	—	—	—	—	—
53111	Lessors of residential buildings & dwellings	815	4 077	18 002	167	120	31	8	7	1	—	—	—	—	—	—
531110	Lessors of residential buildings & dwellings	815	4 077	18 002	167	120	31	8	7	1	—	—	—	—	—	—
53112	Lessors of nonres bldg (exc miniwarehouses)	292	2 567	10 477	105	91	8	5	1	—	—	—	—	—	—	—
531120	Lessors of nonres bldg (exc miniwarehouses)	292	2 567	10 477	105	91	8	5	1	—	—	—	—	—	—	—
53113	Lessors of miniwarehouses & self storage units	39	147	733	17	15	1	1	—	—	—	—	—	—	—	—
531130	Lessors of miniwarehouses & self storage units	39	147	733	17	15	1	1	—	—	—	—	—	—	—	—
53119	Lessors of other real estate property	275	1 445	7 328	47	35	7	4	—	1	—	—	—	—	—	—
531190	Lessors of other real estate property	275	1 445	7 328	47	35	7	4	—	1	—	—	—	—	—	—
5312	Offices of real estate agents & brokers	719	7 608	30 259	206	159	32	11	3	1	—	—	—	—	—	—
53121	Offices of real estate agents & brokers	719	7 608	30 259	206	159	32	11	3	1	—	—	—	—	—	—
531210	Offices of real estate agents & brokers	719	7 608	30 259	206	159	32	11	3	1	—	—	—	—	—	—
5313	Activities related to real estate	682	4 920	21 576	140	105	16	11	7	1	—	—	—	—	—	—
53131	Real estate property managers	553	3 806	15 957	79	48	15	8	7	1	—	—	—	—	—	—
531311	Residential property managers	464	3 164	13 153	56	32	11	6	6	1	—	—	—	—	—	—
531312	Nonresidential property managers	89	642	2 804	23	16	4	2	1	—	—	—	—	—	—	—
53132	Offices of real estate appraisers	(B)	(D)	(D)	38	35	1	2	—	—	—	—	—	—	—	—
531320	Offices of real estate appraisers	(B)	(D)	(D)	38	35	1	2	—	—	—	—	—	—	—	—
53139	Other activities related to real estate	(B)	(D)	(D)	23	22	—	1	—	—	—	—	—	—	—	—
531390	Other activities related to real estate	(B)	(D)	(D)	23	22	—	1	—	—	—	—	—	—	—	—
532	Rental & leasing services	1 686	9 556	42 044	216	88	71	44	11	1	1	—	—	—	—	—
5321	Automotive equipment rental & leasing	231	1 441	6 234	29	17	6	3	2	1	—	—	—	—	—	—
53211	Passenger car rental & leasing	(B)	(D)	(D)	11	6	4	1	—	—	—	—	—	—	—	—
532111	Passenger car rental	(B)	(D)	(D)	9	6	2	1	—	—	—	—	—	—	—	—
532112	Passenger car leasing	(A)	(D)	(D)	2	—	2	—	—	—	—	—	—	—	—	—
53212	Truck, utility trailer & RV rental & leasing	(C)	(D)	(D)	18	11	2	2	2	1	—	—	—	—	—	—
532120	Truck, utility trailer & RV rental & leasing	(C)	(D)	(D)	18	11	2	2	2	1	—	—	—	—	—	—
5322	Consumer goods rental	850	2 589	10 927	112	36	45	27	4	—	—	—	—	—	—	—
53221	Consumer electronics & appliances rental	53	316	1 387	8	4	3	—	1	—	—	—	—	—	—	—
532210	Consumer electronics & appliances rental	53	316	1 387	8	4	3	—	1	—	—	—	—	—	—	—
53222	Formal wear & costume rental	67	146	793	7	2	2	2	1	—	—	—	—	—	—	—
532220	Formal wear & costume rental	67	146	793	7	2	2	2	1	—	—	—	—	—	—	—
53223	Video tape & disc rental	577	1 163	4 697	75	15	37	23	—	—	—	—	—	—	—	—
532230	Video tape & disc rental	577	1 163	4 697	75	15	37	23	—	—	—	—	—	—	—	—
53229	Other consumer goods rental	153	964	4 050	22	15	3	2	2	—	—	—	—	—	—	—
532291	Home health equipment rental	85	714	2 631	7	3	1	2	1	—	—	—	—	—	—	—
532292	Recreational goods rental	(A)	(D)	(D)	7	6	1	—	—	—	—	—	—	—	—	—
532299	All other consumer goods rental	(B)	(D)	(D)	8	6	1	—	1	—	—	—	—	—	—	—
5323	General rental centers	172	1 132	5 301	27	7	13	7	—	—	—	—	—	—	—	—
53231	General rental centers	172	1 132	5 301	27	7	13	7	—	—	—	—	—	—	—	—
532310	General rental centers	172	1 132	5 301	27	7	13	7	—	—	—	—	—	—	—	—
5324	Commercial, industrial equip rental & leasing	433	4 394	19 582	48	28	7	7	5	—	1	—	—	—	—	—
53241	Const, trans, mining equip rental & leasing	283	3 268	14 063	25	15	1	6	2	—	1	—	—	—	—	—
532411	Commercial trans equip (exc MV) rental, lease	13	59	633	8	7	—	1	—	—	—	—	—	—	—	—
532412	Const, mining, forestry equip rental & leasing	270	3 209	13 430	17	8	1	5	2	—	1	—	—	—	—	—
53242	Office machinery & equipment rental & leasing	(A)	(D)	(D)	5	4	—	1	—	—	—	—	—	—	—	—
532420	Office machinery & equipment rental & leasing	(A)	(D)	(D)	5	4	—	1	—	—	—	—	—	—	—	—
53249	Oth commercial, industrial equip rental, lease	(C)	(D)	(D)	18	9	6	—	3	—	—	—	—	—	—	—
532490	Oth commercial, industrial equip rental, lease	(C)	(D)	(D)	18	9	6	—	3	—	—	—	—	—	—	—

Note: Employment-size classes are indicated as follows: A—0 to 19; B—20 to 99; C—100 to 249; E—250 to 499; F—500 to 999; G—1,000 to 2,499; H—2,500 to 4,999; I—5,000 to 9,999; J—10,000 to 24,999; K—25,000 to 49,999; L—50,000 to 99,999; M—100,000 or more.

**Table 2. The State—Employees, Payroll, and Establishments by Industry: 1999—Con.**

[Excludes most government employees, railroad employees, and self-employed persons. Size class 1 to 4 includes establishments with payroll, but no employees, during mid-March pay period. (D) denotes figures withheld to avoid disclosing data for individual companies; the data are included in broader industry totals. For explanation of terms, abbreviations, and data reliability/comparability, see introductory text.]

NAICS code	Industry	Number of employees for week including March 12	Payroll (\$1,000)		Total number of establishments	Number of establishments by employment-size class										
			First quarter	Annual		1 to 4	5 to 9	10 to 19	20 to 49	50 to 99	100 to 249	250 to 499	500 to 999	1,000 or more		
<b>53</b>	<b>Real estate &amp; rental &amp; leasing—Con.</b>															
533	Lessors of other nonfinancial intangible asset . . .	369	5 338	27 750	197	187	7	—	2	1	—	—	—	—	—	—
5331	Lessors of other nonfinancial intangible asset . . . . .	369	5 338	27 750	197	187	7	—	2	1	—	—	—	—	—	—
53311	Lessors of other nonfinancial intangible asset . . . . .	369	5 338	27 750	197	187	7	—	2	1	—	—	—	—	—	—
533110	Lessors of other nonfinancial intangible asset . . . . .	369	5 338	27 750	197	187	7	—	2	1	—	—	—	—	—	—
<b>54</b>	<b>Professional, scientific &amp; technical services . . . . .</b>	<b>18 862</b>	<b>210 022</b>	<b>959 027</b>	<b>2 119</b>	<b>1 452</b>	<b>303</b>	<b>193</b>	<b>119</b>	<b>29</b>	<b>15</b>	<b>5</b>	<b>2</b>	<b>1</b>		
541	Professional, scientific & technical services . . . . .	18 862	210 022	959 027	2 119	1 452	303	193	119	29	15	5	2	1		
5411	Legal services . . . . .	3 492	39 773	199 010	342	186	65	52	28	6	5	—	—	—	—	—
54111	Offices of lawyers . . . . .	3 471	39 670	198 534	328	172	65	52	28	6	5	—	—	—	—	—
541110	Offices of lawyers . . . . .	3 471	39 670	198 534	328	172	65	52	28	6	5	—	—	—	—	—
54119	Other legal services . . . . .	21	103	476	14	14	—	—	—	—	—	—	—	—	—	—
541191	Title abstract & settlement offices . . . . .	(A)	(D)	(D)	4	4	—	—	—	—	—	—	—	—	—	—
541199	All other legal services . . . . .	(A)	(D)	(D)	10	10	—	—	—	—	—	—	—	—	—	—
5412	Accounting, tax prep, bookkeep, payroll services . . . . .	2 028	13 595	60 255	275	186	35	31	18	4	1	—	—	—	—	—
54121	Accounting, tax prep, bookkeep, payroll services . . . . .	2 028	13 595	60 255	275	186	35	31	18	4	1	—	—	—	—	—
541211	Offices of certified public accountants . . .	927	8 465	37 417	125	75	22	18	8	2	—	—	—	—	—	—
541213	Tax preparation services . . . . .	474	1 187	3 150	38	25	4	3	5	—	1	—	—	—	—	—
541214	Payroll services . . . . .	152	1 176	6 127	16	8	2	4	2	—	—	—	—	—	—	—
541219	Other accounting services . . . . .	475	2 767	13 561	96	78	7	6	3	2	—	—	—	—	—	—
5413	Architectural, engineering & related services .	2 824	29 615	131 171	327	195	65	35	24	7	—	1	—	—	—	—
54131	Architectural services . . . . .	265	2 474	12 707	40	20	11	5	4	—	—	—	—	—	—	—
541310	Architectural services . . . . .	265	2 474	12 707	40	20	11	5	4	—	—	—	—	—	—	—
54132	Landscape architectural services . . . . .	161	736	4 430	32	22	6	3	1	—	—	—	—	—	—	—
541320	Landscape architectural services . . . . .	161	736	4 430	32	22	6	3	1	—	—	—	—	—	—	—
54133	Engineering services . . . . .	1 886	22 351	96 490	180	108	29	22	14	6	—	1	—	—	—	—
541330	Engineering services . . . . .	1 886	22 351	96 490	180	108	29	22	14	6	—	1	—	—	—	—
54134	Drafting services . . . . .	(B)	(D)	(D)	6	5	—	1	—	—	—	—	—	—	—	—
541340	Drafting services . . . . .	(B)	(D)	(D)	6	5	—	1	—	—	—	—	—	—	—	—
54135	Building inspection services . . . . .	(B)	(D)	(D)	15	12	2	1	—	—	—	—	—	—	—	—
541350	Building inspection services . . . . .	(B)	(D)	(D)	15	12	2	1	—	—	—	—	—	—	—	—
54136	Geophysical surveying & mapping services . . . . .	(A)	(D)	(D)	1	1	—	—	—	—	—	—	—	—	—	—
541360	Geophysical surveying & mapping services . . . . .	(A)	(D)	(D)	1	1	—	—	—	—	—	—	—	—	—	—
54137	Surveying, mapping (exc geophysical) services . . . . .	(C)	(D)	(D)	28	17	10	1	—	—	—	—	—	—	—	—
541370	Surveying, mapping (exc geophysical) services . . . . .	(C)	(D)	(D)	28	17	10	1	—	—	—	—	—	—	—	—
54138	Testing laboratories . . . . .	322	2 801	11 880	25	10	7	2	5	1	—	—	—	—	—	—
541380	Testing laboratories . . . . .	322	2 801	11 880	25	10	7	2	5	1	—	—	—	—	—	—
5414	Specialized design services . . . . .	475	4 591	20 516	83	64	13	4	1	—	1	—	—	—	—	—
54141	Interior design services . . . . .	(C)	(D)	(D)	30	23	4	2	1	—	—	—	—	—	—	—
541410	Interior design services . . . . .	(C)	(D)	(D)	30	23	4	2	1	—	—	—	—	—	—	—
54142	Industrial design services . . . . .	(C)	(D)	(D)	4	2	—	1	—	—	1	—	—	—	—	—
541420	Industrial design services . . . . .	(C)	(D)	(D)	4	2	—	1	—	—	1	—	—	—	—	—
54143	Graphic design services . . . . .	(C)	(D)	(D)	49	39	9	1	—	—	—	—	—	—	—	—
541430	Graphic design services . . . . .	(C)	(D)	(D)	49	39	9	1	—	—	—	—	—	—	—	—
5415	Computer systems design & related services .	3 897	53 233	257 093	409	316	36	27	16	7	4	2	1	—	—	—
54151	Computer systems design & related services . . . . .	3 897	53 233	257 093	409	316	36	27	16	7	4	2	1	—	—	—
541511	Custom computer programming services . . . . .	2 623	37 485	178 153	161	120	13	14	6	2	3	2	1	—	—	—
541512	Computer systems design services . . . . .	977	13 169	59 138	154	115	15	10	9	4	1	—	—	—	—	—
541513	Computer facilities management services . . . . .	117	976	10 472	6	3	1	1	—	1	—	—	—	—	—	—
541519	Other computer related services . . . . .	180	1 603	9 330	88	78	7	2	1	—	—	—	—	—	—	—
5416	Management, sci & tech consulting services .	3 302	47 328	196 808	355	301	23	13	14	1	1	—	1	1	1	1
54161	Management consulting services . . . . .	2 839	43 175	176 989	240	208	15	7	6	1	1	—	1	1	1	1
541611	Admin & gen management consulting services . . . . .	2 403	40 570	163 746	124	107	6	3	5	1	—	—	1	—	1	1
541612	Human res & exec search consulting services . . . . .	95	833	4 528	39	32	4	3	—	—	—	—	—	—	—	—
541613	Marketing consulting services . . . . .	283	1 386	6 815	45	40	3	—	1	—	1	—	—	—	—	—
541614	Process, phys dist & log consulting services . . . . .	(B)	(D)	(D)	17	15	1	1	—	—	—	—	—	—	—	—
541618	Other management consulting services . . . . .	(B)	(D)	(D)	15	14	1	—	—	—	—	—	—	—	—	—
54162	Environmental consulting services . . . . .	261	2 121	10 123	36	23	5	3	5	—	—	—	—	—	—	—
541620	Environmental consulting services . . . . .	261	2 121	10 123	36	23	5	3	5	—	—	—	—	—	—	—
54169	Oth scientific & technical consulting services . . . . .	202	2 032	9 696	79	70	3	3	3	—	—	—	—	—	—	—
541690	Oth scientific & technical consulting services . . . . .	202	2 032	9 696	79	70	3	3	3	—	—	—	—	—	—	—
5417	Scientific R&D services . . . . .	467	4 059	17 173	38	22	6	7	2	—	—	1	—	—	—	—
54171	R&D in physical, engineering & life sciences . . . . .	436	3 877	16 513	31	18	4	6	2	—	—	1	—	—	—	—
541710	R&D in physical, engineering & life sciences . . . . .	436	3 877	16 513	31	18	4	6	2	—	—	1	—	—	—	—
54172	R&D in social sciences & humanities . . . . .	31	182	660	7	4	2	1	—	—	—	—	—	—	—	—
541720	R&D in social sciences & humanities . . . . .	31	182	660	7	4	2	1	—	—	—	—	—	—	—	—
5418	Advertising & related services . . . . .	1 189	10 798	44 890	100	63	19	7	5	3	2	1	—	—	—	—
54181	Advertising agencies . . . . .	276	3 077	12 501	33	19	8	2	3	1	—	—	—	—	—	—
541810	Advertising agencies . . . . .	276	3 077	12 501	33	19	8	2	3	1	—	—	—	—	—	—
54182	Public relations agencies . . . . .	100	1 727	7 643	12	7	4	—	—	1	—	—	—	—	—	—
541820	Public relations agencies . . . . .	100	1 727	7 643	12	7	4	—	—	1	—	—	—	—	—	—
54183	Media buying agencies . . . . .	(A)	(D)	(D)	1	—	1	—	—	—	—	—	—	—	—	—
541830	Media buying agencies . . . . .	(A)	(D)	(D)	1	—	1	—	—	—	—	—	—	—	—	—

Note: Employment-size classes are indicated as follows: A—0 to 19; B—20 to 99; C—100 to 249; E—250 to 499; F—500 to 999; G—1,000 to 2,499; H—2,500 to 4,999; I—5,000 to 9,999; J—10,000 to 24,999; K—25,000 to 49,999; L—50,000 to 99,999; M—100,000 or more.

**Table 2. The State—Employees, Payroll, and Establishments by Industry: 1999—Con.**

[Excludes most government employees, railroad employees, and self-employed persons. Size class 1 to 4 includes establishments with payroll, but no employees, during mid-March pay period. (D) denotes figures withheld to avoid disclosing data for individual companies; the data are included in broader industry totals. For explanation of terms, abbreviations, and data reliability/comparability, see introductory text.]

NAICS code	Industry	Number of employees for week including March 12	Payroll (\$1,000)		Total number of establishments	Number of establishments by employment-size class										
			First quarter	Annual		1 to 4	5 to 9	10 to 19	20 to 49	50 to 99	100 to 249	250 to 499	500 to 999	1,000 or more		
<b>54</b>	<b>Professional, scientific &amp; technical services—Con.</b>															
541	Professional, scientific & technical services—Con.															
5418	Advertising & related services—Con.															
54184	Media representatives .....	(C)	(D)	(D)	4	1	—	2	—	—	1	—	—	—	—	—
541840	Media representatives .....	(C)	(D)	(D)	4	1	—	2	—	—	1	—	—	—	—	—
54185	Display advertising .....	(B)	(D)	(D)	6	4	—	1	1	—	—	—	—	—	—	—
541850	Display advertising .....	(B)	(D)	(D)	6	4	—	1	1	—	—	—	—	—	—	—
54186	Direct mail advertising .....	557	3 143	13 751	19	11	3	1	1	1	1	1	1	1	—	—
541860	Direct mail advertising .....	557	3 143	13 751	19	11	3	1	1	1	1	1	1	1	—	—
54187	Advertising material distribution services ..	(A)	(D)	(D)	1	1	—	—	—	—	—	—	—	—	—	—
541870	Advertising material distribution services ..	(A)	(D)	(D)	1	1	—	—	—	—	—	—	—	—	—	—
54189	Other services related to advertising .....	63	788	2 395	24	20	3	1	—	—	—	—	—	—	—	—
541890	Other services related to advertising .....	63	788	2 395	24	20	3	1	—	—	—	—	—	—	—	—
5419	Oth professional, scientific, technical services .....	1 188	7 030	32 111	190	119	41	17	11	1	1	—	—	—	—	—
54191	Marketing research & public opinion polling .....	(B)	(D)	(D)	8	4	2	1	1	—	—	—	—	—	—	—
541910	Marketing research & public opinion polling .....	(B)	(D)	(D)	8	4	2	1	1	—	—	—	—	—	—	—
54192	Photographic services .....	369	2 718	11 455	51	36	13	1	—	—	1	—	—	—	—	—
541921	Photography studios, portrait .....	(C)	(D)	(D)	42	31	11	—	—	—	—	—	—	—	—	—
541922	Commercial photography .....	(E)	(D)	(D)	9	5	2	1	—	—	—	1	—	—	—	—
54193	Translation & interpretation services .....	(A)	(D)	(D)	4	3	1	—	—	—	—	—	—	—	—	—
541930	Translation & interpretation services .....	(A)	(D)	(D)	4	3	1	—	—	—	—	—	—	—	—	—
54194	Veterinary services .....	547	3 082	14 207	56	20	15	12	8	1	—	—	—	—	—	—
541940	Veterinary services .....	547	3 082	14 207	56	20	15	12	8	1	—	—	—	—	—	—
54199	All oth prof, scientific & technical services ..	210	918	4 933	71	56	10	3	2	—	—	—	—	—	—	—
541990	All oth prof, scientific & technical services ..	210	918	4 933	71	56	10	3	2	—	—	—	—	—	—	—
<b>55</b>	<b>Management of companies &amp; enterprises .....</b>	<b>21 087</b>	<b>410 482</b>	<b>1 407 530</b>	<b>2 052</b>	<b>1 891</b>	<b>61</b>	<b>38</b>	<b>22</b>	<b>15</b>	<b>12</b>	<b>3</b>	<b>6</b>	<b>4</b>	<b>—</b>	<b>—</b>
551	Management of companies & enterprises .....	21 087	410 482	1 407 530	2 052	1 891	61	38	22	15	12	3	6	4	—	—
5511	Management of companies & enterprises .....	21 087	410 482	1 407 530	2 052	1 891	61	38	22	15	12	3	6	4	—	—
55111	Management of companies & enterprises .....	21 087	410 482	1 407 530	2 052	1 891	61	38	22	15	12	3	6	4	—	—
551111	Offices of bank holding companies .....	135	941	4 479	98	93	2	2	1	—	—	—	—	—	—	—
551112	Offices of other holding companies .....	5 340	47 382	237 849	1 843	1 761	47	16	4	8	4	1	2	—	—	—
551114	Corp. subsidiary & regional managing offices .....	15 612	362 159	1 165 202	111	37	12	20	17	7	8	2	4	4	—	—
<b>56</b>	<b>Admin. support, waste mgt, remediation services .....</b>	<b>29 006</b>	<b>129 860</b>	<b>568 744</b>	<b>1 203</b>	<b>673</b>	<b>170</b>	<b>139</b>	<b>105</b>	<b>39</b>	<b>51</b>	<b>19</b>	<b>7</b>	<b>—</b>	<b>—</b>	<b>—</b>
561	Administrative & support services .....	28 039	121 741	537 326	1 145	641	161	132	101	35	49	19	7	—	—	—
5611	Office administrative services .....	1 374	12 532	58 390	103	58	10	18	9	5	3	—	—	—	—	—
56111	Office administrative services .....	1 374	12 532	58 390	103	58	10	18	9	5	3	—	—	—	—	—
561110	Office administrative services .....	1 374	12 532	58 390	103	58	10	18	9	5	3	—	—	—	—	—
5612	Facilities support services .....	773	2 802	15 428	8	3	1	2	—	—	—	—	1	—	—	—
56121	Facilities support services .....	773	2 802	15 428	8	3	1	2	—	—	—	—	1	—	—	—
561210	Facilities support services .....	773	2 802	15 428	8	3	1	2	—	—	—	—	1	—	—	—
5613	Employment services .....	11 027	44 723	184 808	142	46	12	6	24	13	29	10	2	—	—	—
56131	Employment placement agencies .....	991	3 300	15 633	26	11	4	1	3	4	3	—	—	—	—	—
561310	Employment placement agencies .....	991	3 300	15 633	26	11	4	1	3	4	3	—	—	—	—	—
56132	Temporary help services .....	9 673	39 938	160 720	103	28	7	4	18	9	26	9	2	—	—	—
561320	Temporary help services .....	9 673	39 938	160 720	103	28	7	4	18	9	26	9	2	—	—	—
56133	Employee leasing services .....	363	1 485	8 455	13	7	1	1	3	—	—	1	—	—	—	—
561330	Employee leasing services .....	363	1 485	8 455	13	7	1	1	3	—	—	1	—	—	—	—
5614	Business support services .....	2 425	10 021	51 659	112	58	22	19	4	3	3	3	—	—	—	—
56141	Document preparation services .....	(B)	(D)	(D)	13	10	3	—	—	—	—	—	—	—	—	—
561410	Document preparation services .....	(B)	(D)	(D)	13	10	3	—	—	—	—	—	—	—	—	—
56142	Telephone call centers .....	1 384	2 925	16 595	14	4	1	2	2	—	3	2	—	—	—	—
561421	Telephone answering services .....	201	679	3 679	6	3	1	1	—	1	—	—	—	—	—	—
561422	Telemarketing bureaus .....	1 183	2 246	13 426	8	1	1	1	1	—	2	2	—	—	—	—
56143	Business service centers .....	212	1 144	5 516	33	20	6	6	1	—	—	—	—	—	—	—
561431	Private mail centers .....	(B)	(D)	(D)	13	11	2	—	—	—	—	—	—	—	—	—
561439	Oth business service centers (incl copy shops) .....	(C)	(D)	(D)	20	9	4	6	1	—	—	—	—	—	—	—
56144	Collection agencies .....	585	3 931	18 504	28	11	8	6	—	2	—	1	—	—	—	—
561440	Collection agencies .....	585	3 931	18 504	28	11	8	6	—	2	—	1	—	—	—	—
56145	Credit bureaus .....	65	758	4 706	7	3	2	1	1	—	—	—	—	—	—	—
561450	Credit bureaus .....	65	758	4 706	7	3	2	1	1	—	—	—	—	—	—	—
56149	Other business support services .....	(C)	(D)	(D)	17	10	2	4	—	1	—	—	—	—	—	—
561491	Repossession services .....	(A)	(D)	(D)	4	3	1	—	—	—	—	—	—	—	—	—
561492	Court reporting & stenotype services .....	(B)	(D)	(D)	9	5	1	3	—	—	—	—	—	—	—	—
561499	All other business support services .....	(B)	(D)	(D)	4	2	—	1	—	1	—	—	—	—	—	—
5615	Travel arrangement & reservation services ..	867	6 333	23 220	95	49	24	12	7	2	1	—	—	—	—	—
56151	Travel agencies .....	583	4 671	16 780	69	38	17	9	3	1	1	—	—	—	—	—
561510	Travel agencies .....	583	4 671	16 780	69	38	17	9	3	1	1	—	—	—	—	—
56152	Tour operators .....	83	648	2 681	8	5	2	—	—	1	—	—	—	—	—	—
561520	Tour operators .....	83	648	2 681	8	5	2	—	—	1	—	—	—	—	—	—
56159	Oth travel arrangement & reservation services .....	201	1 014	3 759	18	6	5	3	4	—	—	—	—	—	—	—
561591	Convention and visitors bureaus .....	(B)	(D)	(D)	5	2	2	1	—	—	—	—	—	—	—	—
561599	All oth travel arrange & reservation services .....	(C)	(D)	(D)	13	4	3	2	4	—	—	—	—	—	—	—
5616	Investigation & security services .....	2 532	10 864	48 064	65	27	6	8	12	5	5	2	—	—	—	—
56161	Investigation, guard & armored car services .....	2 065	7 547	34 263	35	15	3	2	5	3	5	2	—	—	—	—
561611	Investigation services .....	(E)	(D)	(D)	12	9	1	—	1	—	1	—	—	—	—	—
561612	Security guards & patrol services .....	1 326	4 087	18 305	20	6	2	1	4	3	3	1	—	—	—	—
561613	Armored car services .....	(E)	(D)	(D)	3	—	—	—	1	—	1	—	—	—	—	—

Note: Employment-size classes are indicated as follows: A—0 to 19; B—20 to 99; C—100 to 249; E—250 to 499; F—500 to 999; G—1,000 to 2,499; H—2,500 to 4,999; I—5,000 to 9,999; J—10,000 to 24,999; K—25,000 to 49,999; L—50,000 to 99,999; M—100,000 or more.

**Table 2. The State—Employees, Payroll, and Establishments by Industry: 1999—Con.**

[Excludes most government employees, railroad employees, and self-employed persons. Size class 1 to 4 includes establishments with payroll, but no employees, during mid-March pay period. (D) denotes figures withheld to avoid disclosing data for individual companies; the data are included in broader industry totals. For explanation of terms, abbreviations, and data reliability/comparability, see introductory text.]

NAICS code	Industry	Number of employees for week including March 12	Payroll (\$1,000)		Total number of establishments	Number of establishments by employment-size class										
			First quarter	Annual		1 to 4	5 to 9	10 to 19	20 to 49	50 to 99	100 to 249	250 to 499	500 to 999	1,000 or more		
<b>56</b>	<b>Admin, support, waste mgt, remediation services—Con.</b>															
561	Administrative & support services—Con.															
5616	Investigation & security services—Con.															
56162	Security systems services	467	3 317	13 801	30	12	3	6	7	2	—	—	—	—	—	
561621	Security systems services (except locksmiths)	380	2 804	11 576	18	5	1	4	6	2	—	—	—	—	—	
561622	Locksmiths	87	513	2 225	12	7	2	2	1	—	—	—	—	—	—	
5617	Services to buildings & dwellings	6 274	18 128	87 375	522	339	72	61	33	6	6	3	2	—	—	
56171	Exterminating & pest control services	312	1 453	6 297	39	24	5	7	2	1	—	—	—	—	—	
561710	Exterminating & pest control services	312	1 453	6 297	39	24	5	7	2	1	—	—	—	—	—	
56172	Janitorial services	4 449	10 821	48 480	217	121	31	33	19	4	4	3	2	—	—	
561720	Janitorial services	4 449	10 821	48 480	217	121	31	33	19	4	4	3	2	—	—	
56173	Landscaping services	1 271	4 805	26 998	223	164	30	17	9	1	2	—	—	—	—	
561730	Landscaping services	1 271	4 805	26 998	223	164	30	17	9	1	2	—	—	—	—	
56174	Carpet & upholstery cleaning services	136	631	3 722	23	16	4	1	2	—	—	—	—	—	—	
561740	Carpet & upholstery cleaning services	136	631	3 722	23	16	4	1	2	—	—	—	—	—	—	
56179	Other services to buildings & dwellings	106	418	1 878	20	14	2	3	1	—	—	—	—	—	—	
561790	Other services to buildings & dwellings	106	418	1 878	20	14	2	3	1	—	—	—	—	—	—	
5619	Other support services	2 767	16 338	68 382	98	61	14	7	10	1	2	1	2	—	—	
56191	Packaging & labeling services	(B)	(D)	(D)	4	—	—	3	1	—	—	—	—	—	—	
561910	Packaging & labeling services	(B)	(D)	(D)	4	—	—	3	1	—	—	—	—	—	—	
56192	Convention & trade show organizers	(C)	(D)	(D)	13	10	1	—	1	1	—	—	—	—	—	
561920	Convention & trade show organizers	(C)	(D)	(D)	13	10	1	—	1	1	—	—	—	—	—	
56199	All other support services	2 587	15 026	62 115	81	51	13	4	8	—	2	1	2	—	—	
561990	All other support services	2 587	15 026	62 115	81	51	13	4	8	—	2	1	2	—	—	
562	Waste management & remediation services	967	8 119	31 418	58	32	9	7	4	4	2	—	—	—	—	
5621	Waste collection	631	5 887	21 944	30	16	4	5	1	2	2	—	—	—	—	
56211	Waste collection	631	5 887	21 944	30	16	4	5	1	2	2	—	—	—	—	
562111	Solid waste collection	(F)	(D)	(D)	26	13	4	5	—	2	2	—	—	—	—	
562112	Hazardous waste collection	(B)	(D)	(D)	2	1	—	—	—	—	—	—	—	—	—	
562119	Other waste collection	(A)	(D)	(D)	2	2	—	—	—	—	—	—	—	—	—	
5622	Waste treatment & disposal	(A)	(D)	(D)	1	—	—	—	1	—	—	—	—	—	—	
56221	Waste treatment & disposal	(A)	(D)	(D)	1	—	—	—	1	—	—	—	—	—	—	
562212	Solid waste landfill	(A)	(D)	(D)	1	—	—	—	1	—	—	—	—	—	—	
5629	Remediation & oth waste management services	(E)	(D)	(D)	27	16	5	1	3	2	—	—	—	—	—	
56291	Remediation services	181	1 274	5 265	9	3	2	1	2	1	—	—	—	—	—	
562910	Remediation services	181	1 274	5 265	9	3	2	1	2	1	—	—	—	—	—	
56292	Materials recovery facilities	(B)	(D)	(D)	4	2	1	—	—	1	—	—	—	—	—	
562920	Materials recovery facilities	(B)	(D)	(D)	4	2	1	—	—	1	—	—	—	—	—	
56299	All other waste management services	74	497	2 454	14	11	2	—	1	—	—	—	—	—	—	
562991	Septic tank & related services	74	497	2 454	14	11	2	—	1	—	—	—	—	—	—	
<b>61</b>	<b>Educational services</b>	(I)	(D)	(D)	<b>205</b>	<b>77</b>	<b>30</b>	<b>38</b>	<b>27</b>	<b>16</b>	<b>15</b>	<b>2</b>	—	—	—	
611	Educational services	(I)	(D)	(D)	205	77	30	38	27	16	15	2	—	—	—	
6111	Elementary & secondary schools	3 219	17 601	71 875	69	6	5	20	16	10	12	—	—	—	—	
61111	Elementary & secondary schools	3 219	17 601	71 875	69	6	5	20	16	10	12	—	—	—	—	
611110	Elementary & secondary schools	3 219	17 601	71 875	69	6	5	20	16	10	12	—	—	—	—	
6112	Junior colleges	(F)	(D)	(D)	2	—	—	—	—	—	1	1	—	—	—	
61121	Junior colleges	(F)	(D)	(D)	2	—	—	—	—	—	1	1	—	—	—	
611210	Junior colleges	(F)	(D)	(D)	2	—	—	—	—	—	1	1	—	—	—	
6113	Colleges, universities & professional schools	(F)	(D)	(D)	4	1	—	1	—	—	1	1	—	—	—	
61131	Colleges, universities & professional schools	(F)	(D)	(D)	4	1	—	1	—	—	1	1	—	—	—	
611310	Colleges, universities & professional schools	(F)	(D)	(D)	4	1	—	1	—	—	1	1	—	—	—	
6114	Business schools & computer & mgt training	145	1 516	5 931	14	10	—	2	1	1	—	—	—	—	—	
61142	Computer training	109	1 053	4 034	7	5	—	—	1	1	—	—	—	—	—	
611420	Computer training	109	1 053	4 034	7	5	—	—	1	1	—	—	—	—	—	
61143	Professional, management development training	36	463	1 897	7	5	—	2	—	—	—	—	—	—	—	
611430	Professional, management development training	36	463	1 897	7	5	—	2	—	—	—	—	—	—	—	
6115	Technical & trade schools	(C)	(D)	(D)	17	9	3	3	1	—	1	—	—	—	—	
61151	Technical & trade schools	(C)	(D)	(D)	17	9	3	3	1	—	1	—	—	—	—	
611511	Cosmetology & barber schools	(B)	(D)	(D)	4	2	1	1	—	—	—	—	—	—	—	
611512	Flight training	(C)	(D)	(D)	4	1	—	—	1	—	—	—	—	—	—	
611513	Apprenticeship training	(A)	(D)	(D)	2	2	—	—	—	—	—	—	—	—	—	
611519	Other technical & trade schools	(B)	(D)	(D)	7	4	1	2	—	—	—	—	—	—	—	
6116	Other schools & instruction	915	3 014	12 560	88	45	18	12	8	5	—	—	—	—	—	
61161	Fine arts schools	(E)	(D)	(D)	26	11	7	4	2	2	—	—	—	—	—	
611610	Fine arts schools	(E)	(D)	(D)	26	11	7	4	2	2	—	—	—	—	—	
61162	Sports & recreation instruction	(B)	(D)	(D)	24	18	3	2	1	—	—	—	—	—	—	
611620	Sports & recreation instruction	(B)	(D)	(D)	24	18	3	2	1	—	—	—	—	—	—	
61163	Language schools	(A)	(D)	(D)	2	2	—	—	—	—	—	—	—	—	—	
611630	Language schools	(A)	(D)	(D)	2	2	—	—	—	—	—	—	—	—	—	
61169	All other schools & instruction	505	1 746	7 297	36	14	8	6	5	3	—	—	—	—	—	
611691	Exam preparation & tutoring	(E)	(D)	(D)	13	4	3	1	3	2	—	—	—	—	—	
611692	Automobile driving schools	(A)	(D)	(D)	4	3	1	—	—	—	—	—	—	—	—	
611699	All other miscellaneous schools & instruction	230	1 185	4 752	19	7	4	5	2	1	—	—	—	—	—	
6117	Educational support services	64	805	2 998	11	6	4	—	1	—	—	—	—	—	—	
61171	Educational support services	64	805	2 998	11	6	4	—	1	—	—	—	—	—	—	
611710	Educational support services	64	805	2 998	11	6	4	—	1	—	—	—	—	—	—	
<b>62</b>	<b>Health care and social assistance</b>	<b>41 163</b>	<b>293 002</b>	<b>1 312 123</b>	<b>1 857</b>	<b>759</b>	<b>491</b>	<b>319</b>	<b>175</b>	<b>50</b>	<b>45</b>	<b>7</b>	<b>5</b>	<b>6</b>	—	

Note: Employment-size classes are indicated as follows: A—0 to 19; B—20 to 99; C—100 to 249; E—250 to 499; F—500 to 999; G—1,000 to 2,499; H—2,500 to 4,999; I—5,000 to 9,999; J—10,000 to 24,999; K—25,000 to 49,999; L—50,000 to 99,999; M—100,000 or more.

**Table 2. The State—Employees, Payroll, and Establishments by Industry: 1999—Con.**

[Excludes most government employees, railroad employees, and self-employed persons. Size class 1 to 4 includes establishments with payroll, but no employees, during mid-March pay period. (D) denotes figures withheld to avoid disclosing data for individual companies; the data are included in broader industry totals. For explanation of terms, abbreviations, and data reliability/comparability, see introductory text]

NAICS code	Industry	Number of employees for week including March 12	Payroll (\$1,000)		Total number of establishments	Number of establishments by employment-size class										
			First quarter	Annual		1 to 4	5 to 9	10 to 19	20 to 49	50 to 99	100 to 249	250 to 499	500 to 999	1,000 or more		
<b>62</b>	<b>Health care and social assistance—Con.</b>															
621	Ambulatory health care services .....	13 151	122 968	579 218	1 271	565	383	193	97	24	5	3	1			
6211	Offices of physicians .....	4 880	61 621	307 099	618	285	194	88	42	9						
62111	Offices of physicians .....	4 880	61 621	307 099	618	285	194	88	42	9						
621111	Offices of physicians (exc mental health) .....	4 698	60 125	300 323	587	262	191	85	41	8						
621112	Offices of physicians, mental health .....	182	1 496	6 776	31	23	3	3	1	1						
6212	Offices of dentists .....	1 880	16 086	81 631	226	50	100	68	7	1						
62121	Offices of dentists .....	1 880	16 086	81 631	226	50	100	68	7	1						
621210	Offices of dentists .....	1 880	16 086	81 631	226	50	100	68	7	1						
6213	Offices of other health practitioners .....	(G)	(D)	(D)	223	143	51	19	9	1						
62131	Offices of chiropractors .....	226	1 376	6 408	61	43	15	3								
621310	Offices of chiropractors .....	226	1 376	6 408	61	43	15	3								
62132	Offices of optometrists .....	271	1 571	7 678	45	26	13	3	3							
621320	Offices of optometrists .....	271	1 571	7 678	45	26	13	3	3							
62133	Offices of other mental health practitioners .....	173	1 007	4 216	26	22		2	1	1						
621330	Offices of other mental health practitioners .....	173	1 007	4 216	26	22		2	1	1						
62134	Offices of PT, OT, speech therapy & audiology .....	356	2 517	11 533	57	32	16	4	5							
621340	Offices of PT, OT, speech therapy & audiology .....	356	2 517	11 533	57	32	16	4	5							
62139	Offices of all other health practitioners .....	(C)	(D)	(D)	34	20	7	7								
621391	Offices of podiatrists .....	(C)	(D)	(D)	23	12	6	5								
621399	Offices of all other misc health practitioners .....	(B)	(D)	(D)	11	8	1	2								
6214	Outpatient care centers .....	1 757	18 048	73 032	73	20	17	9	25	1				1		
62141	Family planning centers .....	(B)	(D)	(D)	6	3	2		1							
621410	Family planning centers .....	(B)	(D)	(D)	6	3	2		1							
62142	Outpatient mental health, substance abuse ctrs .....	(C)	(D)	(D)	15	4	4	2	5							
621420	Outpatient mental health, substance abuse ctrs .....	(C)	(D)	(D)	15	4	4	2	5							
62149	Other outpatient care centers .....	1 495	16 557	66 893	52	13	11	7	19	1				1		
621492	Kidney dialysis centers .....	(C)	(D)	(D)	7			2	5							
621493	Freestanding ambulatory surgery, emergency ctr .....	(C)	(D)	(D)	13	5	1	1	6							
621498	All other outpatient care centers .....	1 089	13 638	53 615	32	8	10	4	8	1				1		
6215	Medical & diagnostic laboratories .....	785	7 664	31 247	65	37	18	3	4	2				1		
62151	Medical & diagnostic laboratories .....	785	7 664	31 247	65	37	18	3	4	2				1		
621511	Medical laboratories .....	(C)	(D)	(D)	37	25	10		2							
621512	Diagnostic Imaging centers .....	(F)	(D)	(D)	28	12	8	3	2	2				1		
6216	Home health care services .....	2 395	10 555	45 119	44	16	1	4	7	10	4	2				
62161	Home health care services .....	2 395	10 555	45 119	44	16	1	4	7	10	4	2				
621610	Home health care services .....	2 395	10 555	45 119	44	16	1	4	7	10	4	2				
6219	Other ambulatory health care services .....	(E)	(D)	(D)	22	14	2	2	3					1		
62191	Ambulance services .....	(B)	(D)	(D)	8	7			1							
621910	Ambulance services .....	(B)	(D)	(D)	8	7			1							
62199	All other ambulatory health care services .....	(C)	(D)	(D)	14	7	2	2	2					1		
621991	Blood & organ banks .....	(C)	(D)	(D)	6	2	1	1	1					1		
621999	All oth misc ambulatory health care services .....	(B)	(D)	(D)	8	5	1	1	1							
622	Hospitals .....	14 442	117 508	511 936	16	2		1					2	1	4	6
6221	General medical & surgical hospitals .....	13 600	110 516	483 824	12	1							1	1	3	6
62211	General medical & surgical hospitals .....	13 600	110 516	483 824	12	1							1	1	3	6
622110	General medical & surgical hospitals .....	13 600	110 516	483 824	12	1							1	1	3	6
6222	Psychiatric & substance abuse hospitals .....	(F)	(D)	(D)	3	1							1		1	
62221	Psychiatric & substance abuse hospitals .....	(F)	(D)	(D)	3	1							1		1	
622210	Psychiatric & substance abuse hospitals .....	(F)	(D)	(D)	3	1							1		1	
6223	Other specialty hospitals .....	(A)	(D)	(D)	1											
62231	Other specialty hospitals .....	(A)	(D)	(D)	1											
622310	Other specialty hospitals .....	(A)	(D)	(D)	1											
623	Nursing & residential care facilities .....	6 889	30 376	128 710	105	19	9	17	13	14	31	2				
6231	Nursing care facilities .....	4 198	18 481	77 495	39	3	3	2	1	6	23	1				
62311	Nursing care facilities .....	4 198	18 481	77 495	39	3	3	2	1	6	23	1				
623110	Nursing care facilities .....	4 198	18 481	77 495	39	3	3	2	1	6	23	1				
6232	Residential mental retardation, health facil .....	586	3 023	12 302	27	6	5	9	3	2	2					
62321	Residential mental retardation facilities .....	435	2 206	8 698	13	3	1	3	2	2	2					
623210	Residential mental retardation facilities .....	435	2 206	8 698	13	3	1	3	2	2	2					
62322	Residential mental health, subst abuse facil .....	151	817	3 604	14	3	4	6	1							
623220	Residential mental health, subst abuse facil .....	151	817	3 604	14	3	4	6	1							
6233	Community care facilities for the elderly .....	1 854	7 796	34 431	24	6		3	3	5	6	1				
62331	Community care facilities for the elderly .....	1 854	7 796	34 431	24	6		3	3	5	6	1				
623311	Continuing care retirement communities .....	965	4 274	18 695	7			1	2	3	1					
623312	Homes for the elderly .....	889	3 522	15 736	17	6		3	2	3	3					
6239	Other residential care facilities .....	251	1 076	4 482	15	4	1	3	6	1						
62399	Other residential care facilities .....	251	1 076	4 482	15	4	1	3	6	1						
623990	Other residential care facilities .....	251	1 076	4 482	15	4	1	3	6	1						
624	Social assistance .....	6 681	22 150	92 259	465	173	99	108	65	12	7	1				
6241	Individual & family services .....	2 226	9 113	37 216	161	70	37	28	17	5	4					
62411	Child & youth services .....	238	1 304	5 445	33	18	8	4	3							
624110	Child & youth services .....	238	1 304	5 445	33	18	8	4	3							
62412	Services for elderly & disabled persons .....	586	1 790	7 904	45	19	16	5	2	1	2					
624120	Services for elderly & disabled persons .....	586	1 790	7 904	45	19	16	5	2	1	2					
62419	Other individual & family services .....	1 402	6 019	23 867	83	33	13	19	12	4	2					
624190	Other individual & family services .....	1 402	6 019	23 867	83	33	13	19	12	4	2					

Note: Employment-size classes are indicated as follows: A—0 to 19; B—20 to 99; C—100 to 249; E—250 to 499; F—500 to 999; G—1,000 to 2,499; H—2,500 to 4,999; I—5,000 to 9,999; J—10,000 to 24,999; K—25,000 to 49,999; L—50,000 to 99,999; M—100,000 or more.



**Table 2. The State—Employees, Payroll, and Establishments by Industry: 1999—Con.**

[Excludes most government employees, railroad employees, and self-employed persons. Size class 1 to 4 includes establishments with payroll, but no employees, during mid-March pay period. (D) denotes figures withheld to avoid disclosing data for individual companies; the data are included in broader industry totals. For explanation of terms, abbreviations, and data reliability/comparability, see introductory text]

NAICS code	Industry	Number of employees for week including March 12	Payroll (\$1,000)		Total number of establishments	Number of establishments by employment-size class									
			First quarter	Annual		1 to 4	5 to 9	10 to 19	20 to 49	50 to 99	100 to 249	250 to 499	500 to 999	1,000 or more	
<b>62</b>	<b>Health care and social assistance—Con.</b>														
624	Social assistance—Con.														
6242	Community, emergency & other relief services	411	1 589	7 030	33	13	4	10	4	2	—	—	—	—	—
62421	Community food services	(B)	(D)	(D)	7	3	1	2	—	1	—	—	—	—	—
624210	Community food services	(B)	(D)	(D)	7	3	1	2	—	1	—	—	—	—	—
62422	Community housing services	250	926	4 071	20	7	2	8	2	1	—	—	—	—	—
624221	Temporary shelters	162	579	2 520	8	1	—	5	1	1	—	—	—	—	—
624229	Other community housing services	88	347	1 551	12	6	2	3	1	—	—	—	—	—	—
62423	Emergency & other relief services	(B)	(D)	(D)	6	3	1	—	2	—	—	—	—	—	—
624230	Emergency & other relief services	(B)	(D)	(D)	6	3	1	—	2	—	—	—	—	—	—
6243	Vocational rehabilitation services	1 220	3 576	16 015	25	10	3	2	5	1	3	1	—	—	—
62431	Vocational rehabilitation services	1 220	3 576	16 015	25	10	3	2	5	1	3	1	—	—	—
624310	Vocational rehabilitation services	1 220	3 576	16 015	25	10	3	2	5	1	3	1	—	—	—
6244	Child day care services	2 824	7 872	31 998	246	80	55	68	39	4	—	—	—	—	—
62441	Child day care services	2 824	7 872	31 998	246	80	55	68	39	4	—	—	—	—	—
624410	Child day care services	2 824	7 872	31 998	246	80	55	68	39	4	—	—	—	—	—
<b>71</b>	<b>Arts, entertainment &amp; recreation</b>	<b>6 814</b>	<b>26 743</b>	<b>130 328</b>	<b>337</b>	<b>188</b>	<b>49</b>	<b>41</b>	<b>34</b>	<b>13</b>	<b>6</b>	<b>4</b>	<b>1</b>	<b>1</b>	<b>1</b>
711	Performing arts, spectator sports & related industries	2 786	12 591	61 647	99	66	13	10	4	1	2	1	1	1	1
7111	Performing arts companies	810	1 917	8 903	32	18	5	4	2	—	2	1	—	—	—
71111	Theater companies & dinner theaters	563	1 152	4 821	14	6	4	1	1	—	1	1	—	—	—
711110	Theater companies & dinner theaters	563	1 152	4 821	14	6	4	1	1	—	1	1	—	—	—
71112	Dance companies	(A)	(D)	(D)	4	3	—	1	—	—	—	—	—	—	—
711120	Dance companies	(A)	(D)	(D)	4	3	—	1	—	—	—	—	—	—	—
71113	Musical groups & artists	(C)	(D)	(D)	13	8	1	2	1	—	1	—	—	—	—
711130	Musical groups & artists	(C)	(D)	(D)	13	8	1	2	1	—	1	—	—	—	—
71119	Other performing arts companies	(A)	(D)	(D)	1	1	—	—	—	—	—	—	—	—	—
711190	Other performing arts companies	(A)	(D)	(D)	1	1	—	—	—	—	—	—	—	—	—
7112	Spectator sports	1 781	9 623	46 555	27	19	3	2	1	—	—	—	1	1	1
71121	Spectator sports	1 781	9 623	46 555	27	19	3	2	1	—	—	—	1	1	1
711211	Sports teams and clubs	(B)	(D)	(D)	1	—	—	—	1	—	—	—	—	—	—
711212	Racetracks	(G)	(D)	(D)	5	1	1	1	—	—	—	—	1	1	1
711219	Other spectator sports	46	166	866	21	18	2	1	—	—	—	—	—	—	—
7113	Promoters of entertainment events	(B)	(D)	(D)	9	4	2	2	—	1	—	—	—	—	—
71131	Promoters of entertainment events with facility	(B)	(D)	(D)	2	1	—	—	—	1	—	—	—	—	—
711310	Promoters of entertainment events with facility	(B)	(D)	(D)	2	1	—	—	—	1	—	—	—	—	—
71132	Promoters of entertainment events without facility	(B)	(D)	(D)	7	3	2	2	—	—	—	—	—	—	—
711320	Promoters of entertainment events without facility	(B)	(D)	(D)	7	3	2	2	—	—	—	—	—	—	—
7114	Agents, managers for artists & other public figures	(A)	(D)	(D)	4	3	1	—	—	—	—	—	—	—	—
71141	Agents, managers for artists & other public figures	(A)	(D)	(D)	4	3	1	—	—	—	—	—	—	—	—
711410	Agents, managers for artists & other public figures	(A)	(D)	(D)	4	3	1	—	—	—	—	—	—	—	—
7115	Independent artists, writers & performers	86	483	2 344	27	22	2	2	1	—	—	—	—	—	—
71151	Independent artists, writers & performers	86	483	2 344	27	22	2	2	1	—	—	—	—	—	—
711510	Independent artists, writers & performers	86	483	2 344	27	22	2	2	1	—	—	—	—	—	—
712	Museums, historical sites & like institutions	908	4 781	19 890	27	14	4	2	4	1	1	1	—	—	—
7121	Museums, historical sites & like institutions	908	4 781	19 890	27	14	4	2	4	1	1	1	—	—	—
71211	Museums	875	4 654	19 291	19	10	1	4	1	1	1	1	—	—	—
712110	Museums	875	4 654	19 291	19	10	1	4	1	1	1	1	—	—	—
71212	Historical sites	(A)	(D)	(D)	4	2	—	—	—	—	—	—	—	—	—
712120	Historical sites	(A)	(D)	(D)	4	2	—	—	—	—	—	—	—	—	—
71213	Zoos & botanical gardens	(A)	(D)	(D)	1	—	1	—	—	—	—	—	—	—	—
712130	Zoos & botanical gardens	(A)	(D)	(D)	1	—	1	—	—	—	—	—	—	—	—
71219	Nature parks & other similar institutions	(A)	(D)	(D)	3	2	—	1	—	—	—	—	—	—	—
712190	Nature parks & other similar institutions	(A)	(D)	(D)	3	2	—	1	—	—	—	—	—	—	—
713	Amusement, gambling & recreation industries	3 120	9 371	48 791	211	108	32	29	26	11	3	2	—	—	—
7131	Amusement parks & arcades	(C)	(D)	(D)	15	8	2	4	1	—	—	—	—	—	—
71311	Amusement & theme parks	(A)	(D)	(D)	6	4	1	1	—	—	—	—	—	—	—
713110	Amusement & theme parks	(A)	(D)	(D)	6	4	1	1	—	—	—	—	—	—	—
71312	Amusement arcades	(B)	(D)	(D)	9	4	1	3	1	—	—	—	—	—	—
713120	Amusement arcades	(B)	(D)	(D)	9	4	1	3	1	—	—	—	—	—	—
7132	Gambling industries	(A)	(D)	(D)	1	1	—	—	—	—	—	—	—	—	—
71329	Other gambling industries	(A)	(D)	(D)	1	1	—	—	—	—	—	—	—	—	—
713290	Other gambling industries	(A)	(D)	(D)	1	1	—	—	—	—	—	—	—	—	—
7139	Other amusement & recreation industries	(H)	(D)	(D)	195	99	30	25	25	11	3	2	—	—	—
71391	Golf courses & country clubs	1 397	5 010	25 786	36	11	3	2	8	9	2	1	—	—	—
713910	Golf courses & country clubs	1 397	5 010	25 786	36	11	3	2	8	9	2	1	—	—	—
71392	Skiing facilities	(A)	(D)	(D)	1	1	—	—	—	—	—	—	—	—	—
713920	Skiing facilities	(A)	(D)	(D)	1	1	—	—	—	—	—	—	—	—	—
71393	Marinas	(E)	(D)	(D)	12	10	—	1	—	—	—	1	—	—	—
713930	Marinas	(E)	(D)	(D)	12	10	—	1	—	—	—	1	—	—	—
71394	Fitness & recreational sports centers	840	1 539	6 921	82	39	18	13	9	2	1	—	—	—	—
713940	Fitness & recreational sports centers	840	1 539	6 921	82	39	18	13	9	2	1	—	—	—	—
71395	Bowling centers	279	714	2 864	15	1	3	5	6	—	—	—	—	—	—
713950	Bowling centers	279	714	2 864	15	1	3	5	6	—	—	—	—	—	—
71399	All other amusement & recreation industries	(C)	(D)	(D)	49	37	6	4	2	—	—	—	—	—	—
713990	All other amusement & recreation industries	(C)	(D)	(D)	49	37	6	4	2	—	—	—	—	—	—

Note: Employment-size classes are indicated as follows: A—0 to 19; B—20 to 99; C—100 to 249; E—250 to 499; F—500 to 999; G—1,000 to 2,499; H—2,500 to 4,999; I—5,000 to 9,999; J—10,000 to 24,999; K—25,000 to 49,999; L—50,000 to 99,999; M—100,000 or more.

**Table 2. The State—Employees, Payroll, and Establishments by Industry: 1999—Con.**

[Excludes most government employees, railroad employees, and self-employed persons. Size class 1 to 4 includes establishments with payroll, but no employees, during mid-March pay period. (D) denotes figures withheld to avoid disclosing data for individual companies; the data are included in broader industry totals. For explanation of terms, abbreviations, and data reliability/comparability, see introductory text.]

NAICS code	Industry	Number of employees for week including March 12	Payroll (\$1,000)		Total number of establishments	Number of establishments by employment-size class									
			First quarter	Annual		1 to 4	5 to 9	10 to 19	20 to 49	50 to 99	100 to 249	250 to 499	500 to 999	1,000 or more	
<b>72</b>	<b>Accommodation &amp; food services</b> .....	<b>26 260</b>	<b>73 910</b>	<b>344 414</b>	<b>1 526</b>	<b>559</b>	<b>251</b>	<b>291</b>	<b>304</b>	<b>99</b>	<b>19</b>	<b>2</b>	—	<b>1</b>	
721	Accommodation .....	3 468	14 193	65 100	149	72	16	28	22	6	3	1	—	1	
7211	Traveler accommodation .....	(H)	(D)	(D)	135	63	12	27	22	6	3	1	—	1	
72111	Hotels (exc casino hotels) & motels .....	(G)	(D)	(D)	128	58	12	27	22	5	3	1	—	—	
721110	Hotels (exc casino hotels) & motels .....	(G)	(D)	(D)	128	58	12	27	22	5	3	1	—	—	
72112	Casino hotels .....	(G)	(D)	(D)	1	—	—	—	—	—	—	—	—	1	
721120	Casino hotels .....	(G)	(D)	(D)	1	—	—	—	—	—	—	—	—	1	
72119	Other traveler accommodation .....	(B)	(D)	(D)	6	5	—	—	—	1	—	—	—	—	
721191	Bed & breakfast inns .....	(B)	(D)	(D)	6	5	—	—	—	1	—	—	—	—	
7212	RV parks & recreational camps .....	(B)	(D)	(D)	11	7	3	1	—	—	—	—	—	—	
72121	RV parks & recreational camps .....	(B)	(D)	(D)	11	7	3	1	—	—	—	—	—	—	
721211	RV parks & campgrounds .....	(B)	(D)	(D)	10	6	3	1	—	—	—	—	—	—	
721214	Recreational, vacation camps (exc campgrounds) .....	(A)	(D)	(D)	1	1	—	—	—	—	—	—	—	—	
7213	Rooming & boarding houses .....	(A)	(D)	(D)	3	2	1	—	—	—	—	—	—	—	
72131	Rooming & boarding houses .....	(A)	(D)	(D)	3	2	1	—	—	—	—	—	—	—	
721310	Rooming & boarding houses .....	(A)	(D)	(D)	3	2	1	—	—	—	—	—	—	—	
722	Food services & drinking places .....	22 792	59 717	279 314	1 377	487	235	263	282	93	16	1	—	—	
7221	Full-service restaurants .....	11 835	31 435	152 374	589	201	95	101	116	64	12	—	—	—	
72211	Full-service restaurants .....	11 835	31 435	152 374	589	201	95	101	116	64	12	—	—	—	
722110	Full-service restaurants .....	11 835	31 435	152 374	589	201	95	101	116	64	12	—	—	—	
7222	Limited-service eating places .....	8 135	19 400	85 823	580	203	88	124	141	22	2	—	—	—	
72221	Limited-service eating places .....	8 135	19 400	85 823	580	203	88	124	141	22	2	—	—	—	
722211	Limited-service restaurants .....	6 967	16 479	72 354	445	145	66	89	121	22	2	—	—	—	
722212	Cafeterias .....	37	113	474	7	4	1	2	—	—	—	—	—	—	
722213	Snack & nonalcoholic beverage bars .....	1 131	2 808	12 995	128	54	21	33	20	—	—	—	—	—	
7223	Special food services .....	2 105	7 332	32 525	128	43	31	28	19	5	1	1	—	—	
72231	Food service contractors .....	1 797	6 504	28 365	91	27	23	19	15	5	1	1	—	—	
722310	Food service contractors .....	1 797	6 504	28 365	91	27	23	19	15	5	1	1	—	—	
72232	Caterers .....	(E)	(D)	(D)	26	9	5	8	4	—	—	—	—	—	
722320	Caterers .....	(E)	(D)	(D)	26	9	5	8	4	—	—	—	—	—	
72233	Mobile food services .....	(B)	(D)	(D)	11	7	3	1	—	—	—	—	—	—	
722330	Mobile food services .....	(B)	(D)	(D)	11	7	3	1	—	—	—	—	—	—	
7224	Drinking places (alcoholic beverages) .....	717	1 550	8 592	80	40	21	10	6	2	1	—	—	—	
72241	Drinking places (alcoholic beverages) .....	717	1 550	8 592	80	40	21	10	6	2	1	—	—	—	
722410	Drinking places (alcoholic beverages) .....	717	1 550	8 592	80	40	21	10	6	2	1	—	—	—	
<b>81</b>	<b>Other services (except public administration)</b> .....	<b>15 830</b>	<b>65 154</b>	<b>288 482</b>	<b>2 111</b>	<b>1 284</b>	<b>441</b>	<b>224</b>	<b>118</b>	<b>26</b>	<b>18</b>	—	—	—	
811	Repair & maintenance .....	3 282	18 539	83 867	624	395	134	76	16	2	1	—	—	—	
8111	Automotive repair & maintenance .....	2 273	12 276	53 891	429	258	105	54	11	1	—	—	—	—	
81111	Automotive mechanical & electrical R&M ..	1 204	6 793	29 757	264	167	65	29	3	—	—	—	—	—	
811111	General automotive repair .....	967	5 238	22 949	211	133	50	25	3	—	—	—	—	—	
811112	Automotive exhaust system repair .....	55	389	1 748	14	11	3	—	—	—	—	—	—	—	
811113	Automotive transmission repair .....	105	663	2 951	21	12	6	3	—	—	—	—	—	—	
811118	Other automotive mechanical & electrical R&M .....	77	503	2 109	18	11	6	1	—	—	—	—	—	—	
81112	Automotive body, paint, interior & glass repair .....	563	3 783	16 241	115	68	29	17	1	—	—	—	—	—	
811121	Automotive body, paint & interior R&M ..	495	3 225	13 922	98	57	23	17	1	—	—	—	—	—	
811122	Automotive glass replacement shops ..	68	558	2 319	17	11	6	—	—	—	—	—	—	—	
81119	Other automotive R&M .....	506	1 700	7 893	50	23	11	8	7	1	—	—	—	—	
811191	Automotive oil change & lubrication shops .....	(B)	(D)	(D)	12	1	7	4	—	—	—	—	—	—	
811192	Car washes .....	411	1 431	6 302	37	21	4	4	7	1	—	—	—	—	
811198	All other automotive R&M .....	(A)	(D)	(D)	1	1	—	—	—	—	—	—	—	—	
8112	Electronic & precision equipment R&M .....	181	1 240	5 762	46	35	6	4	1	—	—	—	—	—	
81121	Electronic & precision equipment R&M .....	181	1 240	5 762	46	35	6	4	1	—	—	—	—	—	
811211	Consumer electronics R&M .....	49	173	707	16	13	3	—	—	—	—	—	—	—	
811212	Computer & office machine R&M .....	(B)	(D)	(D)	18	13	2	2	1	—	—	—	—	—	
811213	Communication equipment R&M .....	(B)	(D)	(D)	5	4	—	1	—	—	—	—	—	—	
811219	Other electronic & precision equipment R&M .....	(B)	(D)	(D)	7	5	1	1	—	—	—	—	—	—	
8113	Commercial equipment (exc auto & elec) R&M .....	504	3 261	16 193	74	41	16	12	4	1	—	—	—	—	
81131	Commercial equipment (exc auto & elec) R&M .....	504	3 261	16 193	74	41	16	12	4	1	—	—	—	—	
811310	Commercial equipment (exc auto & elec) R&M .....	504	3 261	16 193	74	41	16	12	4	1	—	—	—	—	
8114	Personal & household goods R&M .....	324	1 762	8 021	75	61	7	6	—	—	1	—	—	—	
81141	Home, garden equipment & appliance R&M .....	197	1 194	5 492	23	15	3	4	—	—	1	—	—	—	
811411	Home & garden equipment R&M .....	(B)	(D)	(D)	8	6	1	1	—	—	—	—	—	—	
811412	Appliance repair & maintenance .....	(C)	(D)	(D)	15	9	2	3	—	—	1	—	—	—	
81142	Reupholstery & furniture repair .....	(B)	(D)	(D)	21	21	—	—	—	—	—	—	—	—	
811420	Reupholstery & furniture repair .....	(B)	(D)	(D)	21	21	—	—	—	—	—	—	—	—	
81143	Footwear & leather goods repair .....	(A)	(D)	(D)	2	2	—	—	—	—	—	—	—	—	
811430	Footwear & leather goods repair .....	(A)	(D)	(D)	4	2	—	—	—	—	—	—	—	—	
81149	Other personal & household goods R&M ..	(B)	(D)	(D)	27	23	2	2	—	—	—	—	—	—	
811490	Other personal & household goods R&M ..	(B)	(D)	(D)	27	23	2	2	—	—	—	—	—	—	
812	Personal & laundry services .....	3 804	14 954	68 695	629	388	136	69	30	5	1	—	—	—	
8121	Personal care services .....	2 149	7 143	32 532	359	211	83	46	17	2	—	—	—	—	
81211	Hair, nail & skin care services .....	1 984	6 796	30 844	322	186	75	44	15	2	—	—	—	—	
812111	Barber shops .....	(B)	(D)	(D)	17	16	1	—	—	—	—	—	—	—	
812112	Beauty salons .....	1 890	6 452	29 237	288	157	74	40	15	2	—	—	—	—	
812113	Nail salons .....	(B)	(D)	(D)	17	13	—	4	—	—	—	—	—	—	
81219	Other personal care services .....	165	347	1 688	37	25	8	2	2	—	—	—	—	—	
812191	Diet & weight reducing centers .....	(B)	(D)	(D)	13	5	6	—	2	—	—	—	—	—	
812199	Other personal care services .....	(B)	(D)	(D)	24	20	2	2	—	—	—	—	—	—	

Note: Employment-size classes are indicated as follows: A—0 to 19; B—20 to 99; C—100 to 249; E—250 to 499; F—500 to 999; G—1,000 to 2,499; H—2,500 to 4,999; I—5,000 to 9,999; J—10,000 to 24,999; K—25,000 to 49,999; L—50,000 to 99,999; M—100,000 or more.

**Table 2. The State—Employees, Payroll, and Establishments by Industry: 1999—Con.**

[Excludes most government employees, railroad employees, and self-employed persons. Size class 1 to 4 includes establishments with payroll, but no employees, during mid-March pay period. (D) denotes figures withheld to avoid disclosing data for individual companies; the data are included in broader industry totals. For explanation of terms, abbreviations, and data reliability/comparability, see introductory text.]

NAICS code	Industry	Number of employees for week including March 12	Payroll (\$1,000)		Total number of establishments	Number of establishments by employment-size class										
			First quarter	Annual		1 to 4	5 to 9	10 to 19	20 to 49	50 to 99	100 to 249	250 to 499	500 to 999	1,000 or more		
<b>81</b>	<b>Other services (except public administration)—Con.</b>															
812	Personal & laundry services—Con.															
8122	Death care services	404	2 620	11 943	67	35	19	9	4	—	—	—	—	—	—	—
81221	Funeral homes	303	2 022	9 124	48	22	17	7	2	—	—	—	—	—	—	—
812210	Funeral homes	303	2 022	9 124	48	22	17	7	2	—	—	—	—	—	—	—
81222	Cemeteries & crematories	101	598	2 819	19	13	2	2	2	—	—	—	—	—	—	—
812220	Cemeteries & crematories	101	598	2 819	19	13	2	2	2	—	—	—	—	—	—	—
8123	Drycleaning & laundry services	997	4 012	18 155	126	79	24	11	9	2	1	—	—	—	—	—
81231	Coin-operated laundries & drycleaners	127	277	1 357	38	28	10	—	—	—	—	—	—	—	—	—
812310	Coin-operated laundries & drycleaners	127	277	1 357	38	28	10	—	—	—	—	—	—	—	—	—
81232	Drycleaning & laundry services (exc coin-op)	457	1 489	7 109	81	50	14	11	6	—	—	—	—	—	—	—
812320	Drycleaning & laundry services (exc coin-op)	457	1 489	7 109	81	50	14	11	6	—	—	—	—	—	—	—
81233	Linen & uniform supply	413	2 246	9 689	7	1	—	—	3	2	1	—	—	—	—	—
812331	Linen supply (C)	(D)	(D)	(D)	4	1	—	—	1	2	—	—	—	—	—	—
812332	Industrial launderers (C)	(D)	(D)	(D)	3	—	—	—	2	—	1	—	—	—	—	—
8129	Other personal services	254	1 179	6 065	77	63	10	3	—	1	—	—	—	—	—	—
81291	Pet care (except veterinary) services	(B)	(D)	(D)	31	26	5	—	—	—	—	—	—	—	—	—
812910	Pet care (except veterinary) services	(B)	(D)	(D)	31	26	5	—	—	—	—	—	—	—	—	—
81292	Photofinishing	(B)	(D)	(D)	12	8	2	2	—	—	—	—	—	—	—	—
812921	Photofinishing laboratories (except one-hour)	(B)	(D)	(D)	6	4	1	1	—	—	—	—	—	—	—	—
812922	One-hour photofinishing	(B)	(D)	(D)	6	4	1	1	—	—	—	—	—	—	—	—
81293	Parking lots & garages	(B)	(D)	(D)	6	5	—	—	—	1	—	—	—	—	—	—
812930	Parking lots & garages	(B)	(D)	(D)	6	5	—	—	—	1	—	—	—	—	—	—
81299	All other personal services	49	254	1 484	28	24	3	1	—	—	—	—	—	—	—	—
812990	All other personal services	49	254	1 484	28	24	3	1	—	—	—	—	—	—	—	—
813	Religious, grantmaking, civic, prof & like organizations	8 744	31 661	135 920	858	501	171	79	72	19	16	—	—	—	—	—
8131	Religious organizations	4 349	15 293	62 695	421	232	90	39	43	11	6	—	—	—	—	—
81311	Religious organizations	4 349	15 293	62 695	421	232	90	39	43	11	6	—	—	—	—	—
813110	Religious organizations	4 349	15 293	62 695	421	232	90	39	43	11	6	—	—	—	—	—
8132	Grantmaking & giving services	709	3 262	14 111	48	29	5	6	5	—	3	—	—	—	—	—
81321	Grantmaking & giving services	709	3 262	14 111	48	29	5	6	5	—	3	—	—	—	—	—
813211	Grantmaking foundations	54	494	2 418	22	20	2	—	—	—	—	—	—	—	—	—
813212	Voluntary health organizations	461	1 857	7 713	17	4	3	5	3	—	2	—	—	—	—	—
813219	Other grantmaking & giving services	194	911	3 980	9	5	—	1	2	—	1	—	—	—	—	—
8133	Social advocacy organizations	204	1 127	4 713	38	24	9	3	2	—	—	—	—	—	—	—
81331	Social advocacy organizations	204	1 127	4 713	38	24	9	3	2	—	—	—	—	—	—	—
813311	Human rights organizations	58	286	1 187	11	7	3	1	—	—	—	—	—	—	—	—
813312	Environment & wildlife organizations	99	556	2 257	12	5	4	1	2	—	—	—	—	—	—	—
813319	Other social advocacy organizations	47	285	1 269	15	12	2	1	—	—	—	—	—	—	—	—
8134	Civic & social organizations	2 180	4 972	22 653	118	58	21	14	13	6	6	—	—	—	—	—
81341	Civic & social organizations	2 180	4 972	22 653	118	58	21	14	13	6	6	—	—	—	—	—
813410	Civic & social organizations	2 180	4 972	22 653	118	58	21	14	13	6	6	—	—	—	—	—
8139	Business, labor, political, like organizations	1 302	7 007	31 748	233	158	46	17	9	2	1	—	—	—	—	—
81391	Business associations	287	2 341	9 928	53	37	12	2	1	1	—	—	—	—	—	—
813910	Business associations	287	2 341	9 928	53	37	12	2	1	1	—	—	—	—	—	—
81392	Professional organizations	180	1 411	7 195	26	19	4	2	—	1	—	—	—	—	—	—
813920	Professional organizations	180	1 411	7 195	26	19	4	2	—	1	—	—	—	—	—	—
81393	Labor unions & similar labor organizations	544	1 986	8 253	64	32	16	10	5	—	1	—	—	—	—	—
813930	Labor unions & similar labor organizations	544	1 986	8 253	64	32	16	10	5	—	1	—	—	—	—	—
81394	Political organizations	43	258	1 715	9	6	1	2	—	—	—	—	—	—	—	—
813940	Political organizations	43	258	1 715	9	6	1	2	—	—	—	—	—	—	—	—
81399	Oth similar organizations (exc business, prof, labor, pol)	248	1 011	4 657	81	64	13	1	3	—	—	—	—	—	—	—
813990	Oth similar organizations (exc business, prof, labor, pol)	248	1 011	4 657	81	64	13	1	3	—	—	—	—	—	—	—
<b>95</b>	<b>Auxiliaries (exc corporate, subsidiary &amp; regional mgt)</b>	<b>5 726</b>	<b>119 832</b>	<b>417 267</b>	<b>53</b>	<b>15</b>	<b>11</b>	<b>10</b>	<b>7</b>	<b>—</b>	<b>4</b>	<b>2</b>	<b>3</b>	<b>1</b>	<b>—</b>	<b>—</b>
<b>99</b>	<b>Unclassified establishments</b>	<b>(E)</b>	<b>(D)</b>	<b>(D)</b>	<b>346</b>	<b>327</b>	<b>13</b>	<b>6</b>	<b>—</b>	<b>—</b>	<b>—</b>	<b>—</b>	<b>—</b>	<b>—</b>	<b>—</b>	<b>—</b>

Note: Employment-size classes are indicated as follows: A—0 to 19; B—20 to 99; C—100 to 249; E—250 to 499; F—500 to 999; G—1,000 to 2,499; H—2,500 to 4,999; I—5,000 to 9,999; J—10,000 to 24,999; K—25,000 to 49,999; L—50,000 to 99,999; M—100,000 or more.

**Table 3. The State—Employees and Annual Payroll by Employment-Size Class: 1999**

[Excludes most government employees, railroad employees, and self-employed persons. Size class 1 to 4 includes establishments with payroll, but no employees, during mid-March pay period. (D) denotes figures withheld to avoid disclosing data for individual companies; the data are included in broader industry totals. For explanation of terms, abbreviations, and data reliability/comparability, see introductory text]

NAICS code	Major group	Total	Employment-size class								
			1 to 4	5 to 9	10 to 19	20 to 49	50 to 99	100 to 249	250 to 499	500 to 999	1,000 or more
	<b>Total number of employees</b> .....	<b>360 735</b>	<b>20 604</b>	<b>27 357</b>	<b>37 150</b>	<b>55 654</b>	<b>40 657</b>	<b>58 028</b>	<b>32 124</b>	<b>35 852</b>	<b>53 309</b>
	<b>Total payroll, annual (\$1,000)</b> .....	<b>12 612 016</b>	<b>720 593</b>	<b>709 933</b>	<b>998 279</b>	<b>1 577 311</b>	<b>1 226 131</b>	<b>1 751 050</b>	<b>928 732</b>	<b>1 492 646</b>	<b>3 207 341</b>
<b>11</b>	<b>FORESTRY, FISHING, HUNTING, AND AGRICULTURE SUPPORT</b>										
	Number of employees .....	(E)	(D)	(D)	(D)	(D)	(D)	(D)	-	-	-
	Payroll, annual (\$1,000) .....	(D)	(D)	(D)	(D)	(D)	(D)	(D)	-	-	-
113	Forestry and logging										
	Number of employees .....	(B)	(D)	(D)	-	-	-	-	-	-	-
	Payroll, annual (\$1,000) .....	(D)	(D)	(D)	-	-	-	-	-	-	-
114	Fishing, hunting & trapping										
	Number of employees .....	(B)	(D)	-	(D)	-	-	-	-	-	-
	Payroll, annual (\$1,000) .....	(D)	(D)	-	(D)	-	-	-	-	-	-
115	Agriculture & forestry support activities										
	Number of employees .....	(E)	(D)	(D)	(D)	(D)	(D)	(D)	-	-	-
	Payroll, annual (\$1,000) .....	(D)	(D)	(D)	(D)	(D)	(D)	(D)	-	-	-
<b>21</b>	<b>MINING</b>										
	Number of employees .....	(C)	(D)	(D)	(D)	-	(D)	-	-	-	-
	Payroll, annual (\$1,000) .....	(D)	(D)	(D)	(D)	-	(D)	-	-	-	-
211	Oil & gas extraction										
	Number of employees .....	(A)	(D)	(D)	-	-	-	-	-	-	-
	Payroll, annual (\$1,000) .....	(D)	(D)	(D)	-	-	-	-	-	-	-
212	Mining (except oil & gas)										
	Number of employees .....	(C)	(D)	(D)	(D)	-	(D)	-	-	-	-
	Payroll, annual (\$1,000) .....	(D)	(D)	(D)	(D)	-	(D)	-	-	-	-
<b>22</b>	<b>UTILITIES</b>										
	Number of employees .....	(G)	(D)	(D)	(D)	(D)	(D)	(D)	(D)	(D)	-
	Payroll, annual (\$1,000) .....	(D)	(D)	(D)	(D)	(D)	(D)	(D)	(D)	(D)	-
221	Utilities										
	Number of employees .....	(G)	(D)	(D)	(D)	(D)	(D)	(D)	(D)	(D)	-
	Payroll, annual (\$1,000) .....	(D)	(D)	(D)	(D)	(D)	(D)	(D)	(D)	(D)	-
<b>23</b>	<b>CONSTRUCTION</b>										
	Number of employees .....	<b>21 289</b>	<b>2 444</b>	<b>2 733</b>	<b>3 409</b>	<b>4 945</b>	<b>4 131</b>	<b>2 257</b>	<b>(D)</b>	<b>(D)</b>	<b>-</b>
	Payroll, annual (\$1,000) .....	<b>727 281</b>	<b>70 987</b>	<b>72 062</b>	<b>103 897</b>	<b>186 910</b>	<b>167 113</b>	<b>84 637</b>	<b>(D)</b>	<b>(D)</b>	<b>-</b>
233	Building, developing & general contracting										
	Number of employees .....	4 702	(D)	(D)	(D)	1 265	694	(D)	-	-	-
	Payroll, annual (\$1,000) .....	155 448	(D)	(D)	(D)	52 396	29 854	(D)	-	-	-
234	Heavy construction										
	Number of employees .....	2 743	(D)	(D)	(D)	406	1 000	(D)	(D)	-	-
	Payroll, annual (\$1,000) .....	105 087	(D)	(D)	(D)	14 678	40 462	(D)	(D)	-	-
235	Special trade contractors										
	Number of employees .....	13 844	(D)	(D)	2 346	3 274	2 437	1 309	(D)	(D)	-
	Payroll, annual (\$1,000) .....	466 746	(D)	(D)	69 622	119 836	96 797	48 750	(D)	(D)	-
<b>31-33</b>	<b>MANUFACTURING</b>										
	Number of employees .....	<b>41 407</b>	<b>397</b>	<b>857</b>	<b>1 402</b>	<b>3 225</b>	<b>3 709</b>	<b>6 500</b>	<b>7 043</b>	<b>7 449</b>	<b>10 825</b>
	Payroll, annual (\$1,000) .....	<b>1 777 150</b>	<b>57 797</b>	<b>25 822</b>	<b>42 351</b>	<b>117 374</b>	<b>145 265</b>	<b>261 304</b>	<b>282 248</b>	<b>270 545</b>	<b>574 444</b>
311	Food mfg										
	Number of employees .....	9 035	(D)	(D)	176	299	358	720	(D)	2 700	(D)
	Payroll, annual (\$1,000) .....	203 082	(D)	(D)	2 480	6 744	9 201	17 259	(D)	68 609	(D)
312	Beverage & tobacco product mfg										
	Number of employees .....	(C)	(D)	(D)	-	-	-	(D)	-	-	-
	Payroll, annual (\$1,000) .....	(D)	(D)	(D)	-	-	-	(D)	-	-	-
313	Textile mills										
	Number of employees .....	(E)	(D)	(D)	-	-	(D)	-	-	-	-
	Payroll, annual (\$1,000) .....	(D)	(D)	(D)	-	-	(D)	-	-	-	-
314	Textile product mills										
	Number of employees .....	(C)	(D)	(D)	-	(D)	(D)	-	-	-	-
	Payroll, annual (\$1,000) .....	(D)	(D)	(D)	-	(D)	(D)	-	-	-	-
315	Apparel manufacturing										
	Number of employees .....	192	13	(D)	(D)	-	-	(D)	-	-	-
	Payroll, annual (\$1,000) .....	7 291	2 888	(D)	(D)	-	-	(D)	-	-	-
316	Leather & allied product mfg										
	Number of employees .....	(B)	(D)	-	(D)	-	-	-	-	-	-
	Payroll, annual (\$1,000) .....	(D)	(D)	-	(D)	-	-	-	-	-	-
321	Wood product mfg										
	Number of employees .....	1 301	21	(D)	122	(D)	-	(D)	-	(D)	-
	Payroll, annual (\$1,000) .....	28 536	5 108	(D)	3 389	(D)	-	(D)	-	(D)	-
322	Paper mfg										
	Number of employees .....	743	(D)	-	-	-	(D)	(D)	-	-	-
	Payroll, annual (\$1,000) .....	28 911	(D)	-	-	-	(D)	(D)	-	-	-
323	Printing & related support activities										
	Number of employees .....	967	(D)	227	194	295	(D)	-	-	-	-
	Payroll, annual (\$1,000) .....	57 022	(D)	5 986	6 786	11 488	(D)	-	-	-	-

Note: Employment-size classes are indicated as follows: A—0 to 19; B—20 to 99; C—100 to 249; E—250 to 499; F—500 to 999; G—1,000 to 2,499; H—2,500 to 4,999; I—5,000 to 9,999; J—10,000 to 24,999; K—25,000 to 49,999; L—50,000 to 99,999; M—100,000 or more.

**Table 3. The State—Employees and Annual Payroll by Employment-Size Class: 1999—Con.**

[Excludes most government employees, railroad employees, and self-employed persons. Size class 1 to 4 includes establishments with payroll, but no employees, during mid-March pay period. (D) denotes figures withheld to avoid disclosing data for individual companies; the data are included in broader industry totals. For explanation of terms, abbreviations, and data reliability/comparability, see introductory text]

NAICS code	Major group	Total	Employment-size class									
			1 to 4	5 to 9	10 to 19	20 to 49	50 to 99	100 to 249	250 to 499	500 to 999	1,000 or more	
<b>31-33</b>	<b>MANUFACTURING—Con.</b>											
324	Petroleum & coal products mfg											
	Number of employees .....	932	(D)	(D)	(D)	(D)	(D)	(D)	—	(D)	—	—
	Payroll, annual (\$1,000) .....	57 090	(D)	(D)	(D)	(D)	(D)	(D)	—	(D)	—	—
325	Chemical mfg											
	Number of employees .....	6 831	(D)	(D)	71	336	(D)	1 342	2 454	(D)	(D)	(D)
	Payroll, annual (\$1,000) .....	345 816	(D)	(D)	3 177	17 545	(D)	71 560	117 707	(D)	(D)	(D)
326	Plastics & rubber products mfg											
	Number of employees .....	4 245	(D)	(D)	(D)	354	511	893	926	(D)	—	—
	Payroll, annual (\$1,000) .....	158 692	(D)	(D)	(D)	11 683	23 659	31 644	38 046	(D)	—	—
327	Nonmetallic mineral product mfg											
	Number of employees .....	769	(D)	(D)	(D)	315	316	—	—	—	—	—
	Payroll, annual (\$1,000) .....	26 414	(D)	(D)	(D)	11 013	11 702	—	—	—	—	—
331	Primary metal mfg											
	Number of employees .....	796	(D)	—	(D)	—	(D)	(D)	(D)	—	—	—
	Payroll, annual (\$1,000) .....	35 352	(D)	—	(D)	—	(D)	(D)	(D)	—	—	—
332	Fabricated metal product mfg											
	Number of employees .....	2 708	67	(D)	(D)	587	327	957	(D)	—	—	—
	Payroll, annual (\$1,000) .....	101 149	1 463	(D)	(D)	20 184	16 159	38 341	(D)	—	—	—
333	Machinery mfg											
	Number of employees .....	967	(D)	44	(D)	(D)	—	(D)	(D)	—	—	—
	Payroll, annual (\$1,000) .....	30 949	(D)	1 610	(D)	(D)	—	(D)	(D)	—	—	—
334	Computer & electronic product mfg											
	Number of employees .....	1 962	(D)	37	(D)	290	(D)	(D)	(D)	(D)	—	—
	Payroll, annual (\$1,000) .....	106 082	(D)	2 065	(D)	16 223	(D)	(D)	(D)	(D)	—	—
335	Electrical equip, appliance & component mfg											
	Number of employees .....	1 100	(D)	(D)	(D)	(D)	—	(D)	(D)	—	—	—
	Payroll, annual (\$1,000) .....	46 452	(D)	(D)	(D)	(D)	—	(D)	(D)	—	—	—
336	Transportation equipment mfg											
	Number of employees .....	6 337	(D)	40	(D)	(D)	—	(D)	(D)	—	(D)	(D)
	Payroll, annual (\$1,000) .....	460 517	(D)	1 067	(D)	(D)	—	(D)	(D)	—	—	—
337	Furniture & related product mfg											
	Number of employees .....	640	(D)	(D)	95	(D)	(D)	(D)	—	—	—	—
	Payroll, annual (\$1,000) .....	18 472	(D)	(D)	2 410	(D)	(D)	(D)	—	—	—	—
339	Miscellaneous mfg											
	Number of employees .....	1 192	(D)	82	93	(D)	(D)	—	(D)	—	—	—
	Payroll, annual (\$1,000) .....	44 776	(D)	2 726	2 528	(D)	(D)	—	(D)	—	—	—
<b>42</b>	<b>WHOLESALE TRADE</b>											
	Number of employees .....	16 326	890	1 230	1 835	2 717	2 168	(D)	(D)	(D)	4 621	4 621
	Payroll, annual (\$1,000) .....	834 869	56 528	47 791	67 956	96 858	84 899	(D)	(D)	(D)	321 841	321 841
421	Wholesale trade, durable goods											
	Number of employees .....	6 965	589	865	1 252	1 635	1 279	(D)	(D)	—	—	—
	Payroll, annual (\$1,000) .....	301 458	40 529	32 732	49 584	60 099	52 601	(D)	(D)	—	—	—
422	Wholesale trade, nondurable goods											
	Number of employees .....	9 361	301	365	583	1 082	889	(D)	—	(D)	4 621	4 621
	Payroll, annual (\$1,000) .....	533 411	15 999	15 059	18 372	36 759	32 298	(D)	—	(D)	321 841	321 841
<b>44-45</b>	<b>RETAIL TRADE</b>											
	Number of employees .....	50 116	2 953	6 752	8 096	10 913	6 424	10 983	3 995	—	—	—
	Payroll, annual (\$1,000) .....	959 322	67 532	118 545	144 563	211 902	131 606	218 697	66 477	—	—	—
441	Motor vehicle & parts dealers											
	Number of employees .....	6 382	253	569	982	1 830	(D)	(D)	(D)	—	—	—
	Payroll, annual (\$1,000) .....	206 982	5 847	15 363	25 040	56 611	(D)	(D)	(D)	—	—	—
442	Furniture & home furnishing stores											
	Number of employees .....	2 757	207	506	554	702	(D)	(D)	(D)	—	—	—
	Payroll, annual (\$1,000) .....	67 081	7 330	11 589	12 743	18 052	(D)	(D)	(D)	—	—	—
443	Electronics & appliance stores											
	Number of employees .....	1 394	(D)	379	355	95	(D)	(D)	—	—	—	—
	Payroll, annual (\$1,000) .....	29 095	(D)	8 853	7 384	2 173	(D)	(D)	—	—	—	—
444	Bldg material & garden equip & supp dealers											
	Number of employees .....	4 366	238	501	809	885	232	1 701	—	—	—	—
	Payroll, annual (\$1,000) .....	109 740	7 344	11 323	21 050	24 517	8 218	37 288	—	—	—	—
445	Food & beverage stores											
	Number of employees .....	10 241	496	864	754	1 907	(D)	(D)	(D)	—	—	—
	Payroll, annual (\$1,000) .....	165 179	8 789	11 113	9 334	24 505	(D)	(D)	(D)	—	—	—
446	Health & personal care stores											
	Number of employees .....	3 257	180	394	859	(D)	(D)	—	—	—	—	—
	Payroll, annual (\$1,000) .....	50 879	3 662	6 178	12 785	(D)	(D)	—	—	—	—	—
447	Gasoline stations											
	Number of employees .....	2 401	207	914	772	350	158	—	—	—	—	—
	Payroll, annual (\$1,000) .....	34 139	4 471	13 304	9 936	4 826	1 602	—	—	—	—	—
448	Clothing & clothing accessories stores											
	Number of employees .....	4 248	390	1 064	1 418	1 080	(D)	(D)	—	—	—	—
	Payroll, annual (\$1,000) .....	61 244	8 621	15 523	19 579	13 099	(D)	(D)	—	—	—	—
451	Sporting goods, hobby, book & music stores											
	Number of employees .....	2 120	263	(D)	359	(D)	621	(D)	—	—	—	—
	Payroll, annual (\$1,000) .....	31 018	5 149	(D)	5 449	(D)	7 877	(D)	—	—	—	—

Note: Employment-size classes are indicated as follows: A—0 to 19; B—20 to 99; C—100 to 249; E—250 to 499; F—500 to 999; G—1,000 to 2,499; H—2,500 to 4,999; I—5,000 to 9,999; J—10,000 to 24,999; K—25,000 to 49,999; L—50,000 to 99,999; M—100,000 or more.

**Table 3. The State—Employees and Annual Payroll by Employment-Size Class: 1999—Con.**

[Excludes most government employees, railroad employees, and self-employed persons. Size class 1 to 4 includes establishments with payroll, but no employees, during mid-March pay period. (D) denotes figures withheld to avoid disclosing data for individual companies; the data are included in broader industry totals. For explanation of terms, abbreviations, and data reliability/comparability, see introductory text]

NAICS code	Major group	Total	Employment-size class									
			1 to 4	5 to 9	10 to 19	20 to 49	50 to 99	100 to 249	250 to 499	500 to 999	1,000 or more	
<b>44-45</b>	<b>RETAIL TRADE—Con.</b>											
452	General merchandise stores											
	Number of employees .....	8 173	(D)	(D)	(D)	(D)	549	3 670	3 118	—	—	—
	Payroll, annual (\$1,000) .....	111 560	(D)	(D)	(D)	(D)	7 725	50 472	40 339	—	—	—
453	Miscellaneous store retailers											
	Number of employees .....	3 392	421	821	888	1 101	161	—	—	—	—	—
	Payroll, annual (\$1,000) .....	54 121	9 296	13 973	14 977	13 810	2 065	—	—	—	—	—
454	Nonstore retailers											
	Number of employees .....	1 385	(D)	(D)	(D)	511	(D)	(D)	—	—	—	—
	Payroll, annual (\$1,000) .....	38 284	(D)	(D)	(D)	16 057	(D)	(D)	—	—	—	—
<b>48-49</b>	<b>TRANSPORTATION &amp; WAREHOUSING</b>											
	<b>Number of employees .....</b>	<b>7 870</b>	<b>568</b>	<b>(D)</b>	<b>1 076</b>	<b>1 749</b>	<b>1 541</b>	<b>2 019</b>	<b>(D)</b>	<b>—</b>	<b>—</b>	<b>—</b>
	<b>Payroll, annual (\$1,000) .....</b>	<b>221 606</b>	<b>16 716</b>	<b>(D)</b>	<b>31 603</b>	<b>54 588</b>	<b>42 014</b>	<b>52 937</b>	<b>(D)</b>	<b>—</b>	<b>—</b>	<b>—</b>
481	Air transportation											
	Number of employees .....	(B)	(D)	—	(D)	—	—	—	—	—	—	—
	Payroll, annual (\$1,000) .....	(D)	(D)	—	(D)	—	—	—	—	—	—	—
483	Water transportation											
	Number of employees .....	(B)	(D)	(D)	(D)	(D)	—	—	—	—	—	—
	Payroll, annual (\$1,000) .....	(D)	(D)	(D)	(D)	(D)	—	—	—	—	—	—
484	Truck transportation											
	Number of employees .....	3 198	267	224	482	899	611	715	—	—	—	—
	Payroll, annual (\$1,000) .....	105 907	7 302	6 189	14 998	31 225	20 334	25 859	—	—	—	—
485	Transit & ground passenger transportation											
	Number of employees .....	2 287	145	205	(D)	(D)	717	(D)	(D)	—	—	—
	Payroll, annual (\$1,000) .....	39 552	2 044	1 546	(D)	(D)	13 994	(D)	(D)	—	—	—
486	Pipeline transportation											
	Number of employees .....	(A)	(D)	—	(D)	—	—	—	—	—	—	—
	Payroll, annual (\$1,000) .....	(D)	(D)	—	(D)	—	—	—	—	—	—	—
487	Scenic & sightseeing transportation											
	Number of employees .....	(A)	(D)	—	—	—	—	—	—	—	—	—
	Payroll, annual (\$1,000) .....	(D)	(D)	—	—	—	—	—	—	—	—	—
488	Transportation support activities											
	Number of employees .....	1 244	83	(D)	(D)	239	(D)	560	—	—	—	—
	Payroll, annual (\$1,000) .....	35 705	2 974	(D)	(D)	7 678	(D)	11 854	—	—	—	—
492	Couriers & messengers											
	Number of employees .....	(F)	(D)	(D)	(D)	(D)	(D)	(D)	—	—	—	—
	Payroll, annual (\$1,000) .....	(D)	(D)	(D)	(D)	(D)	(D)	(D)	—	—	—	—
493	Warehousing & storage											
	Number of employees .....	374	(D)	(D)	145	186	—	—	—	—	—	—
	Payroll, annual (\$1,000) .....	14 831	(D)	(D)	4 742	7 369	—	—	—	—	—	—
<b>51</b>	<b>INFORMATION</b>											
	<b>Number of employees .....</b>	<b>8 068</b>	<b>(D)</b>	<b>238</b>	<b>507</b>	<b>1 358</b>	<b>(D)</b>	<b>1 322</b>	<b>(D)</b>	<b>1 943</b>	<b>(D)</b>	<b>(D)</b>
	<b>Payroll, annual (\$1,000) .....</b>	<b>352 545</b>	<b>(D)</b>	<b>9 162</b>	<b>17 827</b>	<b>48 053</b>	<b>(D)</b>	<b>51 789</b>	<b>(D)</b>	<b>84 468</b>	<b>(D)</b>	<b>(D)</b>
511	Publishing industries											
	Number of employees .....	(G)	(D)	(D)	(D)	(D)	(D)	(D)	—	(D)	—	—
	Payroll, annual (\$1,000) .....	(D)	(D)	(D)	(D)	(D)	(D)	(D)	—	(D)	—	—
512	Motion picture & sound recording industries											
	Number of employees .....	(F)	(D)	(D)	(D)	(D)	(D)	(D)	—	—	—	—
	Payroll, annual (\$1,000) .....	(D)	(D)	(D)	(D)	(D)	(D)	(D)	—	—	—	—
513	Broadcasting & telecommunications											
	Number of employees .....	(H)	(D)	(D)	(D)	(D)	(D)	933	(D)	(D)	—	—
	Payroll, annual (\$1,000) .....	(D)	(D)	(D)	(D)	(D)	(D)	44 527	(D)	(D)	—	—
514	Information & data processing services											
	Number of employees .....	2 565	(D)	(D)	(D)	(D)	—	—	—	(D)	(D)	—
	Payroll, annual (\$1,000) .....	153 867	(D)	(D)	(D)	(D)	—	—	—	(D)	(D)	—
<b>52</b>	<b>FINANCE &amp; INSURANCE</b>											
	<b>Number of employees .....</b>	<b>38 190</b>	<b>1 490</b>	<b>1 735</b>	<b>1 984</b>	<b>2 507</b>	<b>1 940</b>	<b>4 531</b>	<b>4 097</b>	<b>9 419</b>	<b>10 487</b>	<b>10 487</b>
	<b>Payroll, annual (\$1,000) .....</b>	<b>1 921 970</b>	<b>63 324</b>	<b>54 867</b>	<b>89 766</b>	<b>151 306</b>	<b>119 663</b>	<b>204 345</b>	<b>131 291</b>	<b>342 666</b>	<b>764 742</b>	<b>764 742</b>
522	Credit intermediation & related activities											
	Number of employees .....	27 376	(D)	(D)	1 198	1 162	1 195	3 110	(D)	5 350	10 487	10 487
	Payroll, annual (\$1,000) .....	1 338 282	(D)	(D)	38 410	47 403	34 324	135 305	(D)	158 388	764 742	764 742
523	Security, commodity contracts & like activity											
	Number of employees .....	(H)	418	(D)	379	419	488	(D)	—	(D)	—	—
	Payroll, annual (\$1,000) .....	(D)	25 564	(D)	35 752	60 382	77 211	(D)	—	(D)	—	—
524	Insurance carriers & related activities											
	Number of employees .....	(I)	(D)	(D)	407	926	257	(D)	(D)	(D)	—	—
	Payroll, annual (\$1,000) .....	(D)	(D)	(D)	15 604	43 521	8 128	(D)	(D)	(D)	—	—
525	Funds, trusts, & other financial vehicles (part)											
	Number of employees .....	(B)	(D)	(D)	—	—	—	—	—	—	—	—
	Payroll, annual (\$1,000) .....	(D)	(D)	(D)	—	—	—	—	—	—	—	—

Note: Employment-size classes are indicated as follows: A—0 to 19; B—20 to 99; C—100 to 249; E—250 to 499; F—500 to 999; G—1,000 to 2,499; H—2,500 to 4,999; I—5,000 to 9,999; J—10,000 to 24,999; K—25,000 to 49,999; L—50,000 to 99,999; M—100,000 or more.

**Table 3. The State—Employees and Annual Payroll by Employment-Size Class: 1999—Con.**

[Excludes most government employees, railroad employees, and self-employed persons. Size class 1 to 4 includes establishments with payroll, but no employees, during mid-March pay period. (D) denotes figures withheld to avoid disclosing data for individual companies; the data are included in broader industry totals. For explanation of terms, abbreviations, and data reliability/comparability, see introductory text]

NAICS code	Major group	Total	Employment-size class									
			1 to 4	5 to 9	10 to 19	20 to 49	50 to 99	100 to 249	250 to 499	500 to 999	1,000 or more	
<b>53</b>	<b>REAL ESTATE &amp; RENTAL &amp; LEASING</b>											
	Number of employees .....	4 877	1 192	1 117	1 097	915	(D)	(D)	—	—	—	—
	Payroll, annual (\$1,000) .....	158 169	38 366	28 870	26 834	42 947	(D)	(D)	—	—	—	—
531	Real estate											
	Number of employees .....	2 822	833	622	522	535	310	—	—	—	—	—
	Payroll, annual (\$1,000) .....	88 375	25 866	20 261	15 952	18 325	7 971	—	—	—	—	—
532	Rental & leasing services											
	Number of employees .....	1 686	142	450	575	(D)	(D)	(D)	—	—	—	—
	Payroll, annual (\$1,000) .....	42 044	5 066	7 354	10 882	(D)	(D)	(D)	—	—	—	—
533	Lessors of other nonfinancial intangible asset											
	Number of employees .....	369	217	45	—	(D)	(D)	—	—	—	—	—
	Payroll, annual (\$1,000) .....	27 750	7 434	1 255	—	(D)	(D)	—	—	—	—	—
<b>54</b>	<b>PROFESSIONAL, SCIENTIFIC &amp; TECHNICAL SERVICES</b>											
	Number of employees .....	18 862	2 153	1 918	2 603	3 561	2 000	2 347	1 595	(D)	(D)	(D)
	Payroll, annual (\$1,000) .....	959 027	98 771	70 438	115 705	161 772	98 764	138 112	75 985	(D)	(D)	(D)
541	Professional, scientific & technical services											
	Number of employees .....	18 862	2 153	1 918	2 603	3 561	2 000	2 347	1 595	(D)	(D)	(D)
	Payroll, annual (\$1,000) .....	959 027	98 771	70 438	115 705	161 772	98 764	138 112	75 985	(D)	(D)	(D)
<b>55</b>	<b>MANAGEMENT OF COMPANIES &amp; ENTERPRISES</b>											
	Number of employees .....	21 087	1 983	387	501	765	1 113	1 783	1 023	3 523	10 009	10 009
	Payroll, annual (\$1,000) .....	1 407 530	30 615	11 319	30 417	62 846	74 036	182 222	29 552	199 842	786 681	786 681
551	Management of companies & enterprises											
	Number of employees .....	21 087	1 983	387	501	765	1 113	1 783	1 023	3 523	10 009	10 009
	Payroll, annual (\$1,000) .....	1 407 530	30 615	11 319	30 417	62 846	74 036	182 222	29 552	199 842	786 681	786 681
<b>56</b>	<b>ADMIN. SUPPORT, WASTE MGT, REMEDIATION SERVICES</b>											
	Number of employees .....	29 006	1 028	1 162	1 879	3 306	2 610	8 018	6 574	4 429	—	—
	Payroll, annual (\$1,000) .....	568 744	33 642	29 267	46 419	77 376	67 412	139 614	100 974	74 040	—	—
561	Administrative & support services											
	Number of employees .....	28 039	970	1 100	(D)	3 166	2 347	(D)	6 574	4 429	—	—
	Payroll, annual (\$1,000) .....	537 326	32 373	27 045	(D)	72 934	59 955	(D)	100 974	74 040	—	—
562	Waste management & remediation services											
	Number of employees .....	967	58	62	(D)	140	263	(D)	—	—	—	—
	Payroll, annual (\$1,000) .....	31 418	1 269	2 222	(D)	4 442	7 457	(D)	—	—	—	—
<b>61</b>	<b>EDUCATIONAL SERVICES</b>											
	Number of employees .....	(I)	(D)	207	534	856	1 102	(D)	(D)	—	—	—
	Payroll, annual (\$1,000) .....	(D)	(D)	4 137	7 768	17 517	20 766	(D)	(D)	—	—	—
611	Educational services											
	Number of employees .....	(I)	(D)	207	534	856	1 102	(D)	(D)	—	—	—
	Payroll, annual (\$1,000) .....	(D)	(D)	4 137	7 768	17 517	20 766	(D)	(D)	—	—	—
<b>62</b>	<b>HEALTH CARE AND SOCIAL ASSISTANCE</b>											
	Number of employees .....	41 163	1 507	3 242	4 252	5 169	3 446	6 794	2 249	3 384	11 120	11 120
	Payroll, annual (\$1,000) .....	1 312 123	66 948	131 767	146 397	160 906	106 720	119 812	46 682	124 377	408 514	408 514
621	Ambulatory health care services											
	Number of employees .....	13 151	1 141	2 515	2 551	2 820	1 645	(D)	1 088	(D)	—	—
	Payroll, annual (\$1,000) .....	579 218	59 569	119 954	119 960	124 755	74 198	(D)	26 925	(D)	—	—
622	Hospitals											
	Number of employees .....	14 442	(D)	—	(D)	—	—	(D)	(D)	(D)	11 120	11 120
	Payroll, annual (\$1,000) .....	511 936	(D)	—	(D)	—	—	(D)	(D)	(D)	408 514	408 514
623	Nursing & residential care facilities											
	Number of employees .....	6 889	(D)	62	(D)	373	1 006	4 678	(D)	—	—	—
	Payroll, annual (\$1,000) .....	128 710	(D)	1 804	(D)	7 489	20 088	85 602	(D)	—	—	—
624	Social assistance											
	Number of employees .....	6 681	(D)	665	1 459	1 976	795	(D)	(D)	—	—	—
	Payroll, annual (\$1,000) .....	92 259	(D)	10 009	20 490	28 662	12 434	(D)	(D)	—	—	—
<b>71</b>	<b>ARTS, ENTERTAINMENT &amp; RECREATION</b>											
	Number of employees .....	6 814	229	337	554	1 016	759	(D)	1 382	(D)	(D)	(D)
	Payroll, annual (\$1,000) .....	130 328	9 770	5 774	7 462	12 527	11 796	(D)	27 873	(D)	(D)	(D)
711	Performing arts, spectator sports & related industries											
	Number of employees .....	2 786	(D)	(D)	(D)	(D)	(D)	(D)	(D)	(D)	(D)	(D)
	Payroll, annual (\$1,000) .....	61 647	(D)	(D)	(D)	(D)	(D)	(D)	(D)	(D)	(D)	(D)
712	Museums, historical sites & like institutions											
	Number of employees .....	908	26	(D)	(D)	(D)	(D)	(D)	(D)	—	—	—
	Payroll, annual (\$1,000) .....	19 890	509	(D)	(D)	(D)	(D)	(D)	(D)	—	—	—

Note: Employment-size classes are indicated as follows: A—0 to 19; B—20 to 99; C—100 to 249; E—250 to 499; F—500 to 999; G—1,000 to 2,499; H—2,500 to 4,999; I—5,000 to 9,999; J—10,000 to 24,999; K—25,000 to 49,999; L—50,000 to 99,999; M—100,000 or more.

**Table 3. The State—Employees and Annual Payroll by Employment-Size Class: 1999—Con.**

[Excludes most government employees, railroad employees, and self-employed persons. Size class 1 to 4 includes establishments with payroll, but no employees, during mid-March pay period. (D) denotes figures withheld to avoid disclosing data for individual companies; the data are included in broader industry totals. For explanation of terms, abbreviations, and data reliability/comparability, see introductory text]

NAICS code	Major group	Total	Employment-size class									
			1 to 4	5 to 9	10 to 19	20 to 49	50 to 99	100 to 249	250 to 499	500 to 999	1,000 or more	
<b>71</b>	<b>ARTS, ENTERTAINMENT &amp; RECREATION—Con.</b>											
713	Amusement, gambling & recreation industries											
	Number of employees .....	3 120	(D)	(D)	(D)	806	(D)	348	(D)	—	—	—
	Payroll, annual (\$1,000) .....	48 791	(D)	(D)	(D)	8 834	(D)	6 132	(D)	—	—	—
<b>72</b>	<b>ACCOMMODATION &amp; FOOD SERVICES</b>											
	Number of employees .....	26 260	770	1 722	4 066	8 883	6 489	2 580	(D)	—	(D)	(D)
	Payroll, annual (\$1,000) .....	344 414	29 383	22 662	47 291	101 870	73 900	32 000	(D)	—	(D)	(D)
721	Accommodation											
	Number of employees .....	3 468	90	112	400	592	353	(D)	(D)	—	(D)	(D)
	Payroll, annual (\$1,000) .....	65 100	5 971	1 762	5 700	6 871	5 318	(D)	(D)	—	(D)	(D)
722	Food services & drinking places											
	Number of employees .....	22 792	680	1 610	3 666	8 291	6 136	(D)	(D)	—	—	—
	Payroll, annual (\$1,000) .....	279 314	23 412	20 900	41 591	94 999	68 582	(D)	(D)	—	—	—
<b>81</b>	<b>OTHER SERVICES (EXCEPT PUBLIC ADMINISTRATION)</b>											
	Number of employees .....	15 830	2 349	2 840	2 963	3 413	1 788	2 477	—	—	—	—
	Payroll, annual (\$1,000) .....	288 482	48 898	53 464	61 180	61 000	31 934	32 006	—	—	—	—
811	Repair & maintenance											
	Number of employees .....	3 282	733	854	997	492	(D)	(D)	—	—	—	—
	Payroll, annual (\$1,000) .....	83 867	18 315	19 895	28 420	12 880	(D)	(D)	—	—	—	—
812	Personal & laundry services											
	Number of employees .....	3 804	678	896	897	794	(D)	(D)	—	—	—	—
	Payroll, annual (\$1,000) .....	68 695	11 903	14 684	15 269	13 974	(D)	(D)	—	—	—	—
813	Religious, grantmaking, civic, prof & like organizations											
	Number of employees .....	8 744	938	1 090	1 069	2 127	(D)	(D)	—	—	—	—
	Payroll, annual (\$1,000) .....	135 920	18 680	18 885	17 491	34 146	(D)	(D)	—	—	—	—
<b>95</b>	<b>AUXILIARIES (EXC CORPORATE, SUBSIDIARY &amp; REGIONAL MGT)</b>											
	Number of employees .....	5 726	(D)	73	154	(D)	—	614	(D)	(D)	(D)	(D)
	Payroll, annual (\$1,000) .....	417 267	(D)	4 054	5 630	(D)	—	28 676	(D)	(D)	(D)	(D)
<b>99</b>	<b>UNCLASSIFIED ESTABLISHMENTS</b>											
	Number of employees .....	(E)	(D)	(D)	(D)	—	—	—	—	—	—	—
	Payroll, annual (\$1,000) .....	(D)	(D)	(D)	(D)	—	—	—	—	—	—	—

Note: Employment-size classes are indicated as follows: A—0 to 19; B—20 to 99; C—100 to 249; E—250 to 499; F—500 to 999; G—1,000 to 2,499; H—2,500 to 4,999; I—5,000 to 9,999; J—10,000 to 24,999; K—25,000 to 49,999; L—50,000 to 99,999; M—100,000 or more.



**Table 4. The State—Establishments With 1,000 Employees or More by Major Group and Employment-Size Class: 1999**

[Excludes most government employees, railroad employees, and self-employed persons. For explanation of terms, abbreviations, and data reliability/comparability, see introductory text]

NAICS code	Major group	Total number of establishments	Number of establishments by employment-size class			
			1,000 to 1,499	1,500 to 2,499	2,500 to 4,999	5,000 or more
	<b>Total</b> .....	<b>28</b>	<b>19</b>	<b>3</b>	<b>5</b>	<b>1</b>
<b>31-33</b>	<b>Manufacturing</b> .....	<b>6</b>	<b>3</b>	<b>1</b>	<b>2</b>	<b>—</b>
311	Food mfg .....	3	2	1	—	—
325	Chemical mfg .....	1	1	—	—	—
336	Transportation equipment mfg .....	2	—	—	2	—
<b>42</b>	<b>Wholesale trade</b> .....	<b>3</b>	<b>2</b>	<b>1</b>	<b>—</b>	<b>—</b>
422	Wholesale trade, nondurable goods .....	3	2	1	—	—
<b>51</b>	<b>Information</b> .....	<b>1</b>	<b>1</b>	<b>—</b>	<b>—</b>	<b>—</b>
514	Information & data processing services .....	1	1	—	—	—
<b>52</b>	<b>Finance &amp; insurance</b> .....	<b>4</b>	<b>3</b>	<b>—</b>	<b>—</b>	<b>1</b>
522	Credit intermediation & related activities .....	4	3	—	—	1
<b>54</b>	<b>Professional, scientific &amp; technical services</b> .....	<b>1</b>	<b>1</b>	<b>—</b>	<b>—</b>	<b>—</b>
541	Professional, scientific & technical services .....	1	1	—	—	—
<b>55</b>	<b>Management of companies &amp; enterprises</b> .....	<b>4</b>	<b>1</b>	<b>1</b>	<b>2</b>	<b>—</b>
551	Management of companies & enterprises .....	4	1	1	2	—
<b>62</b>	<b>Health care and social assistance</b> .....	<b>6</b>	<b>5</b>	<b>—</b>	<b>1</b>	<b>—</b>
622	Hospitals .....	6	5	—	1	—
<b>71</b>	<b>Arts, entertainment &amp; recreation</b> .....	<b>1</b>	<b>1</b>	<b>—</b>	<b>—</b>	<b>—</b>
711	Performing arts, spectator sports & related industries .....	1	1	—	—	—
<b>72</b>	<b>Accommodation &amp; food services</b> .....	<b>1</b>	<b>1</b>	<b>—</b>	<b>—</b>	<b>—</b>
721	Accommodation .....	1	1	—	—	—
<b>95</b>	<b>Auxiliaries (exc corporate, subsidiary &amp; regional mgt)</b> .....	<b>1</b>	<b>1</b>	<b>—</b>	<b>—</b>	<b>—</b>

**Table 5. The State—Employees, Payroll, and Establishments by County: 1999 and 1998**

[Excludes most government employees, railroad employees, and self-employed persons. (D) denotes figures withheld to avoid disclosing data for individual companies; the data are included in broader industry totals. For explanation of terms, abbreviations, and data reliability/comparability, see introductory text]

County	1999				1998			
	Number of establishments	Number of employees for week including March 12	Payroll (\$1,000)		Number of establishments	Number of employees for week including March 12	Payroll (\$1,000)	
			First quarter	Annual			First quarter	Annual
<b>Total</b> .....	<b>23 381</b>	<b>360 735</b>	<b>3 045 080</b>	<b>12 612 016</b>	<b>22 871</b>	<b>354 643</b>	<b>2 934 171</b>	<b>11 831 134</b>
Kent .....	2 979	43 783	243 402	1 063 683	2 966	42 453	231 256	964 362
New Castle .....	15 886	268 275	2 553 251	10 402 605	15 490	265 039	2 465 021	9 795 434
Sussex .....	4 516	48 677	248 427	1 145 728	4 415	47 151	237 894	1 071 338
<b>Statewide</b> .....	-	-	-	-	-	-	-	-

Note: Employment-size classes are indicated as follows: A—0 to 19; B—20 to 99; C—100 to 249; E—250 to 499; F—500 to 999; G—1,000 to 2,499; H—2,500 to 4,999; I—5,000 to 9,999; J—10,000 to 24,999; K—25,000 to 49,999; L—50,000 to 99,999; M—100,000 or more.

**Table 6. Counties—Employees, Payroll, and Establishments by Industry: 1999**

[Excludes most government employees, railroad employees, and self-employed persons. Size class 1 to 4 includes establishments with payroll, but no employees, during mid-March pay period. (D) denotes figures withheld to avoid disclosing data for individual companies; the data are included in broader industry totals. Detailed industries with 100 or more employees are shown if industry was not a (D). For explanation of terms, abbreviations, and data reliability/comparability, see introductory text]

NAICS code	Industry	Number of employees for week including March 12	Payroll (\$1,000)		Total number of establishments	Number of establishments by employment-size class								
			First quarter	Annual		1 to 4	5 to 9	10 to 19	20 to 49	50 to 99	100 to 249	250 to 499	500 to 999	1,000 or more
<b>KENT</b>														
	<b>Total</b> .....	<b>43 783</b>	<b>243 402</b>	<b>1 063 683</b>	<b>2 979</b>	<b>1 556</b>	<b>596</b>	<b>430</b>	<b>250</b>	<b>76</b>	<b>48</b>	<b>16</b>	<b>6</b>	<b>1</b>
11	Forestry, fishing, hunting, and agriculture support .....	(A)	(D)	(D)	8	7	1	—	—	—	—	—	—	—
21	Mining .....	(B)	(D)	(D)	6	3	1	2	—	—	—	—	—	—
22	Utilities .....	(C)	(D)	(D)	3	—	—	1	—	2	—	—	—	—
221	Utilities .....	(C)	(D)	(D)	3	—	—	1	—	2	—	—	—	—
2212	Natural gas distribution .....	(C)	(D)	(D)	2	—	—	—	—	2	—	—	—	—
22121	Natural gas distribution .....	(C)	(D)	(D)	2	—	—	—	—	2	—	—	—	—
23	Construction .....	2 261	13 527	65 804	343	223	56	39	19	5	1	—	—	—
233	Building, developing & general contracting .....	695	4 272	18 713	113	79	17	11	4	1	1	—	—	—
2332	Residential building construction .....	(E)	(D)	(D)	95	71	13	9	2	—	—	—	—	—
23321	Single-family housing construction .....	411	2 436	10 424	93	70	12	9	2	—	—	—	—	—
233210	Single-family housing construction .....	411	2 436	10 424	93	70	12	9	2	—	—	—	—	—
2333	Nonresidential building construction .....	263	1 768	7 916	12	3	3	2	2	1	1	—	—	—
23332	Commercial & institutional bldg construction ..	263	1 768	7 916	12	3	3	2	2	1	1	—	—	—
233320	Commercial & institutional bldg construction ..	263	1 768	7 916	12	3	3	2	2	1	1	—	—	—
234	Heavy construction .....	359	2 585	15 064	15	3	1	4	4	3	—	—	—	—
2341	Highway, street, bridge & tunnel construction ...	112	911	6 141	8	2	1	2	3	—	—	—	—	—
2349	Other heavy construction .....	247	1 674	8 923	7	1	—	2	1	3	—	—	—	—
23491	Water, sewer & pipeline construction .....	(C)	(D)	(D)	4	—	—	1	1	2	—	—	—	—
235	Special trade contractors .....	1 207	6 670	32 027	215	141	38	24	11	1	—	—	—	—
2351	Plumbing, heating & AC contractor .....	266	1 590	8 372	46	29	8	5	4	—	—	—	—	—
23511	Plumbing, heating & AC contractor .....	266	1 590	8 372	46	29	8	5	4	—	—	—	—	—
235110	Plumbing, heating & AC contractor .....	266	1 590	8 372	46	29	8	5	4	—	—	—	—	—
2353	Electrical contractors .....	336	2 066	9 815	40	26	4	6	3	1	—	—	—	—
23531	Electrical contractors .....	336	2 066	9 815	40	26	4	6	3	1	—	—	—	—
235310	Electrical contractors .....	336	2 066	9 815	40	26	4	6	3	1	—	—	—	—
2354	Masonry, drywall, insulation, tile contractors ....	212	1 217	4 412	35	23	6	4	2	—	—	—	—	—
23542	Drywall, acoustical & insulation contractors ...	140	923	2 894	10	3	3	2	2	—	—	—	—	—
235420	Drywall, acoustical & insulation contractors ...	140	923	2 894	10	3	3	2	2	—	—	—	—	—
2359	Other special trade contractors .....	154	816	4 147	29	17	6	4	2	—	—	—	—	—
31-33	Manufacturing .....	7 339	49 265	227 123	85	31	14	12	9	3	6	6	4	—
311	Food mfg .....	2 477	14 776	72 436	16	4	3	3	2	—	1	1	2	—
3116	Animal slaughtering & processing .....	(G)	(D)	(D)	7	1	1	2	1	—	1	—	1	—
31161	Animal slaughtering & processing .....	(G)	(D)	(D)	7	1	1	2	1	—	1	—	1	—
3117	Seafood product preparation & packaging .....	(E)	(D)	(D)	1	—	—	—	—	—	—	—	1	—
31171	Seafood product preparation & packaging .....	(E)	(D)	(D)	1	—	—	—	—	—	—	—	1	—
3119	Other food mfg .....	(F)	(D)	(D)	1	—	—	—	—	—	—	—	1	—
31199	All other food mfg .....	(F)	(D)	(D)	1	—	—	—	—	—	—	—	1	—
321	Wood product mfg .....	(F)	(D)	(D)	5	4	—	—	—	—	—	—	1	—
3219	Other wood product mfg .....	(F)	(D)	(D)	4	3	—	—	—	—	—	—	1	—
32199	All other wood product mfg .....	(F)	(D)	(D)	3	2	—	—	—	—	—	—	1	—
322	Paper mfg .....	(C)	(D)	(D)	1	—	—	—	—	—	—	1	—	—
3222	Converted paper product mfg .....	(C)	(D)	(D)	1	—	—	—	—	—	—	1	—	—
32221	Paperboard container mfg .....	(C)	(D)	(D)	1	—	—	—	—	—	—	1	—	—
323	Printing & related support activities .....	128	532	2 560	9	3	3	2	—	1	—	—	—	—
3231	Printing & related support activities .....	128	532	2 560	9	3	3	2	—	1	—	—	—	—
32311	Printing .....	(C)	(D)	(D)	8	2	3	2	—	1	—	—	—	—
325	Chemical mfg .....	634	7 028	30 061	3	—	—	—	—	—	—	2	1	—
3252	Resin, syn rubber, art & syn fibers, fil mfg .....	(C)	(D)	(D)	1	—	—	—	—	—	—	1	—	—
32521	Resin & synthetic rubber mfg .....	(C)	(D)	(D)	1	—	—	—	—	—	—	1	—	—
3255	Paint, coating & adhesive mfg .....	(C)	(D)	(D)	1	—	—	—	—	—	—	1	—	—
32551	Paint & coating mfg .....	(C)	(D)	(D)	1	—	—	—	—	—	—	1	—	—
3256	Soap, cleaners & toilet preparation mfg .....	(E)	(D)	(D)	1	—	—	—	—	—	—	—	1	—
32562	Toilet preparation mfg .....	(E)	(D)	(D)	1	—	—	—	—	—	—	—	1	—
326	Plastics & rubber products mfg .....	1 211	10 599	48 775	4	1	—	—	—	—	—	1	1	—
3261	Plastics product mfg .....	(C)	(D)	(D)	1	—	—	—	—	—	—	—	1	—
32611	Unsupported plastics film, sheet, & bag mfg ..	(C)	(D)	(D)	1	—	—	—	—	—	—	—	1	—
3262	Rubber product mfg .....	(G)	(D)	(D)	3	1	—	—	—	—	—	—	1	—
32629	Other rubber product mfg .....	(G)	(D)	(D)	2	—	—	—	—	—	—	—	1	—
332	Fabricated metal product mfg .....	556	3 442	16 560	13	6	1	2	3	—	—	1	—	—
3323	Architectural & structural metals mfg .....	(E)	(D)	(D)	2	—	—	—	—	1	—	—	1	—
33232	Ornamental & architectural metal prod mfg ...	(E)	(D)	(D)	1	—	—	—	—	—	—	—	1	—
333	Machinery mfg .....	(E)	(D)	(D)	2	1	—	—	—	—	—	—	1	—
3334	HVAC & commercial refrigeration equipment mfg .....	(E)	(D)	(D)	1	—	—	—	—	—	—	—	1	—
33341	HVAC & commercial refrigeration equipment mfg .....	(E)	(D)	(D)	1	—	—	—	—	—	—	—	1	—
335	Electrical equip, appliance & component mfg .....	(E)	(D)	(D)	2	—	—	—	1	—	—	—	1	—
3352	Household appliance mfg .....	(E)	(D)	(D)	1	—	—	—	—	—	—	—	1	—
33521	Small electrical appliance mfg .....	(E)	(D)	(D)	1	—	—	—	—	—	—	—	1	—
337	Furniture & related product mfg .....	(C)	(D)	(D)	4	2	—	1	—	—	—	—	—	—
3372	Office furniture (including fixtures) mfg .....	(C)	(D)	(D)	2	—	—	—	—	—	—	—	1	—
33721	Office furniture (including fixtures) mfg .....	(C)	(D)	(D)	2	—	—	—	—	—	—	—	1	—

Note: Employment-size classes are indicated as follows: A—0 to 19; B—20 to 99; C—100 to 249; E—250 to 499; F—500 to 999; G—1,000 to 2,499; H—2,500 to 4,999; I—5,000 to 9,999; J—10,000 to 24,999; K—25,000 to 49,999; L—50,000 to 99,999; M—100,000 or more.

**Table 6. Counties—Employees, Payroll, and Establishments by Industry: 1999—Con.**

[Excludes most government employees, railroad employees, and self-employed persons. Size class 1 to 4 includes establishments with payroll, but no employees, during mid-March pay period. (D) denotes figures withheld to avoid disclosing data for individual companies; the data are included in broader industry totals. Detailed industries with 100 or more employees are shown if industry was not a (D). For explanation of terms, abbreviations, and data reliability/comparability, see introductory text]

NAICS code	Industry	Number of employees for week including March 12	Payroll (\$1,000)		Total number of establishments	Number of establishments by employment-size class									
			First quarter	Annual		1 to 4	5 to 9	10 to 19	20 to 49	50 to 99	100 to 249	250 to 499	500 to 999	1,000 or more	
<b>KENT—Con.</b>															
<b>42</b>	<b>Wholesale trade</b> .....	<b>1 060</b>	<b>7 117</b>	<b>35 018</b>	<b>118</b>	<b>67</b>	<b>24</b>	<b>18</b>	<b>6</b>	<b>2</b>	<b>1</b>	—	—	—	
421	Wholesale trade, durable goods .....	421	2 885	13 207	77	44	18	13	2	—	—	—	—	—	
4218	Machinery, equipment & supplies whsle .....	131	923	4 305	22	12	4	6	—	—	—	—	—	—	
422	Wholesale trade, nondurable goods .....	639	4 232	21 811	41	23	6	5	4	2	1	—	—	—	
4224	Grocery & related product whsle .....	349	2 090	10 067	7	3	—	1	1	1	—	—	—	—	
42242	Packaged frozen food whsle .....	(C)	(D)	(D)	1	—	—	—	—	1	—	—	—	—	
4227	Petroleum & petroleum products whsle .....	105	833	3 708	6	2	2	—	1	1	—	—	—	—	
<b>44-45</b>	<b>Retail trade</b> .....	<b>8 333</b>	<b>33 693</b>	<b>144 520</b>	<b>598</b>	<b>230</b>	<b>163</b>	<b>111</b>	<b>63</b>	<b>17</b>	<b>13</b>	<b>1</b>	—	—	
441	Motor vehicle & parts dealers .....	1 149	7 210	34 285	77	30	14	16	9	8	—	—	—	—	
4411	Automobile dealers .....	810	5 631	26 919	45	20	7	5	6	7	—	—	—	—	
44111	New car dealers .....	713	5 022	24 027	21	3	3	2	6	7	—	—	—	—	
441110	New car dealers .....	713	5 022	24 027	21	3	3	2	6	7	—	—	—	—	
4413	Automotive parts, accessories & tire stores .....	258	1 246	5 580	25	7	7	9	1	1	—	—	—	—	
44131	Automotive parts, accessories & tire stores .....	178	870	3 717	16	5	4	6	—	1	—	—	—	—	
441310	Automotive parts, accessories & tire stores .....	178	870	3 717	16	5	4	6	—	1	—	—	—	—	
442	Furniture & home furnishing stores .....	197	952	4 230	25	10	9	4	2	—	—	—	—	—	
4421	Furniture stores .....	139	684	2 908	15	6	4	3	2	—	—	—	—	—	
44211	Furniture stores .....	139	684	2 908	15	6	4	3	2	—	—	—	—	—	
442110	Furniture stores .....	139	684	2 908	15	6	4	3	2	—	—	—	—	—	
443	Electronics & appliance stores .....	169	779	3 191	28	12	9	7	—	—	—	—	—	—	
4431	Electronics & appliance stores .....	169	779	3 191	28	12	9	7	—	—	—	—	—	—	
44311	Appliance, TV & all other electronics stores ..	102	408	1 560	16	6	5	5	—	—	—	—	—	—	
444	Bldg material & garden equip & supp dealers .....	981	4 760	19 398	63	23	13	13	11	—	3	—	—	—	
4441	Building material & supplies dealers .....	782	3 783	15 138	46	16	10	10	7	—	3	—	—	—	
44411	Home centers .....	(E)	(D)	(D)	5	1	—	—	1	—	3	—	—	—	
44419	Other building material dealers .....	328	1 990	8 774	30	11	6	8	5	—	—	—	—	—	
444190	Other building material dealers .....	328	1 990	8 774	30	11	6	8	5	—	—	—	—	—	
4442	Lawn & garden equip & supplies stores .....	199	977	4 260	17	7	3	3	4	—	—	—	—	—	
44422	Nursery & garden centers .....	113	463	1 856	10	3	3	1	3	—	—	—	—	—	
444220	Nursery & garden centers .....	113	463	1 856	10	3	3	1	3	—	—	—	—	—	
445	Food & beverage stores .....	1 546	4 922	19 769	94	45	19	8	12	7	3	—	—	—	
4451	Grocery stores .....	1 378	4 477	17 796	49	15	8	4	12	7	3	—	—	—	
44511	Grocery (except convenience) stores .....	1 206	4 132	16 143	29	6	2	2	9	7	3	—	—	—	
445110	Grocery (except convenience) stores .....	1 206	4 132	16 143	29	6	2	2	9	7	3	—	—	—	
44512	Convenience stores .....	172	345	1 653	20	9	6	2	3	—	—	—	—	—	
445120	Convenience stores .....	172	345	1 653	20	9	6	2	3	—	—	—	—	—	
4453	Beer, wine & liquor stores .....	128	310	1 387	35	24	9	2	—	—	—	—	—	—	
44531	Beer, wine & liquor stores .....	128	310	1 387	35	24	9	2	—	—	—	—	—	—	
445310	Beer, wine & liquor stores .....	128	310	1 387	35	24	9	2	—	—	—	—	—	—	
446	Health & personal care stores .....	446	1 655	7 016	43	17	7	12	7	—	—	—	—	—	
4461	Health & personal care stores .....	446	1 655	7 016	43	17	7	12	7	—	—	—	—	—	
44611	Pharmacies & drug stores .....	342	1 276	5 410	23	4	3	10	6	—	—	—	—	—	
446110	Pharmacies & drug stores .....	342	1 276	5 410	23	4	3	10	6	—	—	—	—	—	
447	Gasoline stations .....	459	1 436	5 939	52	9	29	10	4	—	—	—	—	—	
4471	Gasoline stations .....	459	1 436	5 939	52	9	29	10	4	—	—	—	—	—	
44711	Gasoline stations with convenience stores ..	367	1 116	4 726	43	7	25	9	2	—	—	—	—	—	
447110	Gasoline stations with convenience stores ..	367	1 116	4 726	43	7	25	9	2	—	—	—	—	—	
448	Clothing & clothing accessories stores .....	446	1 228	5 342	56	15	24	14	3	—	—	—	—	—	
4481	Clothing stores .....	304	741	3 183	34	10	11	10	3	—	—	—	—	—	
44814	Family clothing stores .....	118	310	1 297	10	2	4	2	2	—	—	—	—	—	
448140	Family clothing stores .....	118	310	1 297	10	2	4	2	2	—	—	—	—	—	
451	Sporting goods, hobby, book & music stores .....	242	730	3 482	34	21	5	6	1	1	—	—	—	—	
4511	Sporting goods, hobby, musical instrument stores .....	185	571	2 803	23	15	2	4	1	1	—	—	—	—	
45112	Hobby, toy & game stores .....	110	302	1 385	7	4	—	1	1	1	—	—	—	—	
451120	Hobby, toy & game stores .....	110	302	1 385	7	4	—	1	1	1	—	—	—	—	
452	General merchandise stores .....	1 863	6 310	26 184	27	5	9	3	1	1	7	1	—	—	
4521	Department stores .....	1 525	5 058	21 274	8	—	—	—	—	1	6	1	—	—	
45211	Department stores .....	1 525	5 058	21 274	8	—	—	—	—	1	6	1	—	—	
452110	Department stores .....	1 525	5 058	21 274	8	—	—	—	—	1	6	1	—	—	
4529	Other general merchandise stores .....	338	1 252	4 910	19	5	9	3	1	—	1	—	—	—	
45291	Warehouse clubs & superstores .....	(C)	(D)	(D)	1	—	—	—	—	—	1	—	—	—	
45299	All other general merchandise stores .....	(C)	(D)	(D)	18	5	9	3	1	—	—	—	—	—	
453	Miscellaneous store retailers .....	594	2 309	9 867	74	32	21	13	8	—	—	—	—	—	
4532	Office supplies, stationery & gift stores .....	222	652	2 664	17	4	4	4	5	—	—	—	—	—	
45322	Gift, novelty & souvenir stores .....	133	280	1 253	13	4	4	2	3	—	—	—	—	—	
453220	Gift, novelty & souvenir stores .....	133	280	1 253	13	4	4	2	3	—	—	—	—	—	
4533	Used merchandise stores .....	101	289	1 367	10	4	2	3	1	—	—	—	—	—	
45331	Used merchandise stores .....	101	289	1 367	10	4	2	3	1	—	—	—	—	—	
453310	Used merchandise stores .....	101	289	1 367	10	4	2	3	1	—	—	—	—	—	
4539	Other miscellaneous store retailers .....	207	1 167	4 960	38	18	14	5	1	—	—	—	—	—	
45393	Manufactured (mobile) home dealers .....	113	642	2 906	15	4	8	2	1	—	—	—	—	—	
453930	Manufactured (mobile) home dealers .....	113	642	2 906	15	4	8	2	1	—	—	—	—	—	
454	Nonstore retailers .....	241	1 402	5 817	25	11	4	5	5	—	—	—	—	—	
4543	Direct selling establishments .....	134	876	3 455	15	6	3	4	2	—	—	—	—	—	

Note: Employment-size classes are indicated as follows: A—0 to 19; B—20 to 99; C—100 to 249; E—250 to 499; F—500 to 999; G—1,000 to 2,499; H—2,500 to 4,999; I—5,000 to 9,999; J—10,000 to 24,999; K—25,000 to 49,999; L—50,000 to 99,999; M—100,000 or more.

**Table 6. Counties—Employees, Payroll, and Establishments by Industry: 1999—Con.**

[Excludes most government employees, railroad employees, and self-employed persons. Size class 1 to 4 includes establishments with payroll, but no employees, during mid-March pay period. (D) denotes figures withheld to avoid disclosing data for individual companies; the data are included in broader industry totals. Detailed industries with 100 or more employees are shown if industry was not a (D). For explanation of terms, abbreviations, and data reliability/comparability, see introductory text]

NAICS code	Industry	Number of employees for week including March 12	Payroll (\$1,000)		Total number of establishments	Number of establishments by employment-size class									
			First quarter	Annual		1 to 4	5 to 9	10 to 19	20 to 49	50 to 99	100 to 249	250 to 499	500 to 999	1,000 or more	
<b>KENT—Con.</b>															
<b>48-49</b>	<b>Transportation &amp; warehousing</b>	<b>1 349</b>	<b>6 759</b>	<b>30 792</b>	<b>141</b>	<b>87</b>	<b>17</b>	<b>19</b>	<b>12</b>	<b>5</b>	<b>1</b>	—	—	—	
484	Truck transportation	529	3 551	15 976	70	49	7	8	4	1	1	—	—	—	
4841	General freight trucking	286	2 267	10 141	34	24	2	6	1	—	1	—	—	—	
48412	General freight trucking, long-distance	265	2 185	9 740	21	12	1	6	1	—	1	—	—	—	
4842	Specialized freight trucking	243	1 284	5 835	36	25	5	2	3	1	—	—	—	—	
48421	Used household & office goods moving	(C)	(D)	(D)	9	4	1	2	1	1	—	—	—	—	
485	Transit & ground passenger transportation	624	1 964	9 311	43	20	7	7	5	4	—	—	—	—	
4851	Urban transit systems	(C)	(D)	(D)	2	—	—	—	—	2	—	—	—	—	
48511	Urban transit systems	(C)	(D)	(D)	2	—	—	—	—	2	—	—	—	—	
4854	School & employee bus transportation	(E)	(D)	(D)	28	14	6	4	2	2	—	—	—	—	
48541	School & employee bus transportation	(E)	(D)	(D)	28	14	6	4	2	2	—	—	—	—	
<b>51</b>	<b>Information</b>	<b>750</b>	<b>5 504</b>	<b>23 275</b>	<b>40</b>	<b>25</b>	<b>2</b>	<b>1</b>	<b>8</b>	<b>1</b>	<b>3</b>	—	—	—	
511	Publishing industries	(E)	(D)	(D)	10	4	1	1	2	—	2	—	—	—	
5111	Newspaper, periodical, book, database publishers	(E)	(D)	(D)	7	2	1	1	1	—	2	—	—	—	
51111	Newspaper publishers	(E)	(D)	(D)	6	2	—	1	1	—	2	—	—	—	
513	Broadcasting & telecommunications	(E)	(D)	(D)	19	14	—	—	3	1	1	—	—	—	
5132	Cable networks & program distribution	(C)	(D)	(D)	1	—	—	—	—	—	1	—	—	—	
51322	Cable & other program distribution	(C)	(D)	(D)	1	—	—	—	—	—	1	—	—	—	
5133	Telecommunications	(C)	(D)	(D)	16	12	—	—	3	1	—	—	—	—	
51331	Wired telecommunications carriers	(C)	(D)	(D)	10	7	—	—	2	1	—	—	—	—	
<b>52</b>	<b>Finance &amp; insurance</b>	<b>2 722</b>	<b>32 287</b>	<b>100 015</b>	<b>167</b>	<b>92</b>	<b>36</b>	<b>22</b>	<b>8</b>	<b>4</b>	<b>2</b>	<b>3</b>	—	—	
522	Credit intermediation & related activities	1 680	9 470	36 985	83	35	21	16	6	2	1	2	—	—	
5221	Depository credit intermediation	936	5 580	22 416	44	12	13	12	5	—	1	1	—	—	
52211	Commercial banking	803	4 896	19 333	31	7	9	10	3	—	1	1	—	—	
522110	Commercial banking	803	4 896	19 333	31	7	9	10	3	—	1	1	—	—	
52213	Credit unions	(C)	(D)	(D)	10	4	2	2	2	—	—	—	—	—	
5222	Nondepository credit intermediation	717	3 675	13 426	33	20	6	3	1	2	—	1	—	—	
52221	Credit card issuing	(F)	(D)	(D)	6	1	1	1	—	2	—	1	—	—	
52229	Other nondepository credit intermediation	129	1 538	5 446	25	18	4	2	1	—	—	—	—	—	
523	Security, commodity contracts & like activity	(C)	(D)	(D)	9	6	—	1	—	2	—	—	—	—	
5239	Other financial investment activities	(C)	(D)	(D)	7	5	—	—	—	2	—	—	—	—	
52391	Miscellaneous intermediation	(C)	(D)	(D)	4	2	—	—	—	2	—	—	—	—	
524	Insurance carriers & related activities	(F)	(D)	(D)	73	50	14	5	2	—	1	1	—	—	
5241	Insurance carriers	(F)	(D)	(D)	18	12	2	2	1	—	—	1	—	—	
52411	Direct life, health, medical insurance carriers	499	3 004	13 544	9	5	1	1	1	—	—	1	—	—	
5242	Agencies & other insurance related activities	(E)	(D)	(D)	55	38	12	3	1	—	1	—	—	—	
52421	Insurance agencies & brokerages	210	1 769	7 441	50	36	10	3	1	—	—	—	—	—	
524210	Insurance agencies & brokerages	210	1 769	7 441	50	36	10	3	1	—	—	—	—	—	
52429	Other insurance related activities	(C)	(D)	(D)	5	2	2	—	—	—	1	—	—	—	
<b>53</b>	<b>Real estate &amp; rental &amp; leasing</b>	<b>532</b>	<b>2 491</b>	<b>10 985</b>	<b>123</b>	<b>82</b>	<b>29</b>	<b>10</b>	<b>1</b>	<b>1</b>	—	—	—	—	
531	Real estate	241	1 160	5 277	81	64	12	5	—	—	—	—	—	—	
5311	Lessors of real estate	140	606	2 888	45	33	10	2	—	—	—	—	—	—	
532	Rental & leasing services	291	1 331	5 708	42	18	17	5	1	1	—	—	—	—	
5322	Consumer goods rental	127	321	1 252	20	6	12	2	—	—	—	—	—	—	
53223	Video tape & disc rental	104	207	815	15	3	10	2	—	—	—	—	—	—	
532230	Video tape & disc rental	104	207	815	15	3	10	2	—	—	—	—	—	—	
<b>54</b>	<b>Professional, scientific &amp; technical services</b>	<b>1 541</b>	<b>12 039</b>	<b>59 598</b>	<b>215</b>	<b>142</b>	<b>37</b>	<b>20</b>	<b>9</b>	<b>6</b>	<b>1</b>	—	—	—	
541	Professional, scientific & technical services	1 541	12 039	59 598	215	142	37	20	9	6	1	—	—	—	
5411	Legal services	370	2 690	13 785	30	12	8	4	4	2	—	—	—	—	
54111	Offices of lawyers	(E)	(D)	(D)	29	11	8	4	4	2	—	—	—	—	
5412	Accounting, tax prep, bookkeep, payroll services	185	951	4 071	39	28	6	4	1	—	—	—	—	—	
54121	Accounting, tax prep, bookkeep, payroll services	185	951	4 071	39	28	6	4	1	—	—	—	—	—	
5413	Architectural, engineering & related services	312	3 064	14 219	41	24	7	7	2	1	—	—	—	—	
54133	Engineering services	218	2 449	11 111	22	12	3	4	2	1	—	—	—	—	
541330	Engineering services	218	2 449	11 111	22	12	3	4	2	1	—	—	—	—	
5415	Computer systems design & related services	188	2 029	12 096	38	30	5	1	1	1	—	—	—	—	
54151	Computer systems design & related services	188	2 029	12 096	38	30	5	1	1	1	—	—	—	—	
541511	Custom computer programming services	120	1 530	9 373	13	10	1	1	—	1	—	—	—	—	
5416	Management, sci & tech consulting services	127	475	2 899	20	16	2	1	—	1	—	—	—	—	
54161	Management consulting services	109	354	1 864	12	9	1	1	—	1	—	—	—	—	
5418	Advertising & related services	(C)	(D)	(D)	10	8	—	—	—	1	1	—	—	—	
54186	Direct mail advertising	(C)	(D)	(D)	2	1	—	—	—	—	1	—	—	—	
5419	Oth professional, scientific, technical services	130	708	3 266	28	17	8	2	1	—	—	—	—	—	
<b>55</b>	<b>Management of companies &amp; enterprises</b>	<b>879</b>	<b>9 290</b>	<b>38 537</b>	<b>29</b>	<b>19</b>	<b>1</b>	<b>6</b>	<b>1</b>	—	<b>1</b>	—	<b>1</b>	—	
551	Management of companies & enterprises	879	9 290	38 537	29	19	1	6	1	—	1	—	1	—	
5511	Management of companies & enterprises	879	9 290	38 537	29	19	1	6	1	—	1	—	1	—	
55111	Management of companies & enterprises	879	9 290	38 537	29	19	1	6	1	—	1	—	1	—	
551114	Corp, subsidiary & regional managing offices	830	8 461	34 095	10	2	1	4	1	—	1	—	1	—	

Note: Employment-size classes are indicated as follows: A—0 to 19; B—20 to 99; C—100 to 249; E—250 to 499; F—500 to 999; G—1,000 to 2,499; H—2,500 to 4,999; I—5,000 to 9,999; J—10,000 to 24,999; K—25,000 to 49,999; L—50,000 to 99,999; M—100,000 or more.

**Table 6. Counties—Employees, Payroll, and Establishments by Industry: 1999—Con.**

[Excludes most government employees, railroad employees, and self-employed persons. Size class 1 to 4 includes establishments with payroll, but no employees, during mid-March pay period. (D) denotes figures withheld to avoid disclosing data for individual companies; the data are included in broader industry totals. Detailed industries with 100 or more employees are shown if industry was not a (D). For explanation of terms, abbreviations, and data reliability/comparability, see introductory text]

NAICS code	Industry	Number of employees for week including March 12	Payroll (\$1,000)		Total number of establishments	Number of establishments by employment-size class									
			First quarter	Annual		1 to 4	5 to 9	10 to 19	20 to 49	50 to 99	100 to 249	250 to 499	500 to 999	1,000 or more	
<b>KENT—Con.</b>															
<b>56</b>	<b>Admin. support, waste mgt, remediation services</b>	<b>3 693</b>	<b>12 048</b>	<b>58 092</b>	<b>158</b>	<b>77</b>	<b>25</b>	<b>25</b>	<b>14</b>	<b>6</b>	<b>8</b>	<b>3</b>	—	—	
561	Administrative & support services	3 559	11 337	55 282	147	69	25	24	14	4	8	3	—	—	
5611	Office administrative services	336	785	3 883	8	3	2	1	—	—	2	—	—	—	
56111	Office administrative services	336	785	3 883	8	3	2	1	—	—	2	—	—	—	
561110	Office administrative services	336	785	3 883	8	3	2	1	—	—	2	—	—	—	
5613	Employment services	1 438	3 629	17 833	17	4	2	—	3	3	3	2	—	—	
56132	Temporary help services	(G)	(D)	(D)	12	3	—	—	2	2	3	2	—	—	
5614	Business support services	318	1 608	7 153	15	5	2	6	—	1	1	—	—	—	
56142	Telephone call centers	(C)	(D)	(D)	1	—	—	—	—	—	1	—	—	—	
56144	Collection agencies	(C)	(D)	(D)	8	1	2	4	—	1	—	—	—	—	
5616	Investigation & security services	270	943	4 559	9	3	1	3	1	—	1	—	—	—	
56161	Investigation, guard & armored car services	(C)	(D)	(D)	3	1	—	—	—	—	1	—	—	—	
5617	Services to buildings & dwellings	519	1 372	6 887	72	43	12	12	4	—	1	—	—	—	
56172	Janitorial services	380	902	4 129	33	14	6	8	4	—	1	—	—	—	
561720	Janitorial services	380	902	4 129	33	14	6	8	4	—	1	—	—	—	
5619	Other support services	528	2 185	11 351	12	5	2	1	3	—	—	1	—	—	
56199	All other support services	528	2 185	11 351	12	5	2	1	3	—	—	1	—	—	
561990	All other support services	528	2 185	11 351	12	5	2	1	3	—	—	1	—	—	
562	Waste management & remediation services	134	711	2 810	11	8	—	1	—	2	—	—	—	—	
<b>61</b>	<b>Educational services</b>	<b>(F)</b>	<b>(D)</b>	<b>(D)</b>	<b>27</b>	<b>11</b>	<b>5</b>	<b>3</b>	<b>5</b>	<b>2</b>	<b>1</b>	—	—	—	
611	Educational services	(F)	(D)	(D)	27	11	5	3	5	2	1	—	—	—	
6111	Elementary & secondary schools	(E)	(D)	(D)	8	1	—	2	3	2	—	—	—	—	
61111	Elementary & secondary schools	(E)	(D)	(D)	8	1	—	2	3	2	—	—	—	—	
6112	Junior colleges	(C)	(D)	(D)	1	—	—	—	—	—	1	—	—	—	
61121	Junior colleges	(C)	(D)	(D)	1	—	—	—	—	—	1	—	—	—	
<b>62</b>	<b>Health care and social assistance</b>	<b>5 810</b>	<b>34 526</b>	<b>158 942</b>	<b>260</b>	<b>98</b>	<b>62</b>	<b>57</b>	<b>28</b>	<b>5</b>	<b>6</b>	<b>3</b>	—	<b>1</b>	
621	Ambulatory health care services	2 009	15 663	73 424	171	70	44	35	18	3	—	1	—	—	
6211	Offices of physicians	678	7 145	36 382	74	31	16	20	6	1	—	—	—	—	
62111	Offices of physicians	678	7 145	36 382	74	31	16	20	6	1	—	—	—	—	
621111	Offices of physicians (exc mental health)	656	6 929	35 550	70	28	16	19	6	1	—	—	—	—	
6212	Offices of dentists	246	1 617	7 995	36	10	18	8	—	—	—	—	—	—	
62121	Offices of dentists	246	1 617	7 995	36	10	18	8	—	—	—	—	—	—	
621210	Offices of dentists	246	1 617	7 995	36	10	18	8	—	—	—	—	—	—	
6213	Offices of other health practitioners	261	1 305	5 978	37	24	6	3	4	—	—	—	—	—	
62132	Offices of optometrists	108	529	2 427	11	6	3	—	2	—	—	—	—	—	
621320	Offices of optometrists	108	529	2 427	11	6	3	—	2	—	—	—	—	—	
6214	Outpatient care centers	182	1 266	5 146	10	2	2	1	5	—	—	—	—	—	
62149	Other outpatient care centers	(C)	(D)	(D)	5	—	1	1	3	—	—	—	—	—	
6215	Medical & diagnostic laboratories	(E)	(D)	(D)	6	2	2	1	—	—	—	1	—	—	
62151	Medical & diagnostic laboratories	(E)	(D)	(D)	6	2	2	1	—	—	—	1	—	—	
6216	Home health care services	223	992	4 260	5	—	—	2	1	2	—	—	—	—	
62161	Home health care services	223	992	4 260	5	—	—	2	1	2	—	—	—	—	
621610	Home health care services	223	992	4 260	5	—	—	2	1	2	—	—	—	—	
622	Hospitals	(G)	(D)	(D)	2	—	—	—	—	—	—	1	—	1	
6221	General medical & surgical hospitals	(G)	(D)	(D)	2	—	—	—	—	—	—	1	—	1	
62211	General medical & surgical hospitals	(G)	(D)	(D)	2	—	—	—	—	—	—	1	—	1	
623	Nursing & residential care facilities	(F)	(D)	(D)	16	3	3	2	1	2	5	—	—	—	
6231	Nursing care facilities	557	2 327	9 214	7	—	3	—	—	1	3	—	—	—	
62311	Nursing care facilities	557	2 327	9 214	7	—	3	—	—	1	3	—	—	—	
623110	Nursing care facilities	557	2 327	9 214	7	—	3	—	—	1	3	—	—	—	
6232	Residential mental retardation, health facil	(C)	(D)	(D)	2	—	—	1	—	—	1	—	—	—	
62321	Residential mental retardation facilities	(C)	(D)	(D)	2	—	—	1	—	—	1	—	—	—	
6233	Community care facilities for the elderly	(C)	(D)	(D)	4	2	—	1	—	—	1	—	—	—	
62331	Community care facilities for the elderly	(C)	(D)	(D)	4	2	—	1	—	—	1	—	—	—	
624	Social assistance	(G)	(D)	(D)	71	25	15	20	9	—	1	1	—	—	
6241	Individual & family services	247	947	3 975	25	12	7	5	—	—	1	—	—	—	
62412	Services for elderly & disabled persons	128	307	1 428	6	3	2	—	—	—	1	—	—	—	
624120	Services for elderly & disabled persons	128	307	1 428	6	3	2	—	—	—	1	—	—	—	
6243	Vocational rehabilitation services	(E)	(D)	(D)	3	2	—	—	—	—	—	1	—	—	
62431	Vocational rehabilitation services	(E)	(D)	(D)	3	2	—	—	—	—	—	1	—	—	
6244	Child day care services	435	1 126	4 728	35	8	6	13	8	—	—	—	—	—	
62441	Child day care services	435	1 126	4 728	35	8	6	13	8	—	—	—	—	—	
624410	Child day care services	435	1 126	4 728	35	8	6	13	8	—	—	—	—	—	
<b>71</b>	<b>Arts, entertainment &amp; recreation</b>	<b>973</b>	<b>3 896</b>	<b>18 813</b>	<b>52</b>	<b>27</b>	<b>9</b>	<b>10</b>	<b>3</b>	<b>2</b>	—	—	<b>1</b>	—	
711	Performing arts, spectator sports & related industries	585	3 024	14 654	17	11	2	3	—	—	—	—	1	—	
7112	Spectator sports	(F)	(D)	(D)	4	2	1	—	—	—	—	—	1	—	
71121	Spectator sports	(F)	(D)	(D)	4	2	1	—	—	—	—	—	1	—	
713	Amusement, gambling & recreation industries	(E)	(D)	(D)	29	11	6	7	3	2	—	—	—	—	
7139	Other amusement & recreation industries	(E)	(D)	(D)	26	11	5	5	3	2	—	—	—	—	
71391	Golf courses & country clubs	162	419	2 255	5	1	1	—	1	2	—	—	—	—	
713910	Golf courses & country clubs	162	419	2 255	5	1	1	—	1	2	—	—	—	—	

Note: Employment-size classes are indicated as follows: A—0 to 19; B—20 to 99; C—100 to 249; E—250 to 499; F—500 to 999; G—1,000 to 2,499; H—2,500 to 4,999; I—5,000 to 9,999; J—10,000 to 24,999; K—25,000 to 49,999; L—50,000 to 99,999; M—100,000 or more.

**Table 6. Counties—Employees, Payroll, and Establishments by Industry: 1999—Con.**

[Excludes most government employees, railroad employees, and self-employed persons. Size class 1 to 4 includes establishments with payroll, but no employees, during mid-March pay period. (D) denotes figures withheld to avoid disclosing data for individual companies; the data are included in broader industry totals. Detailed industries with 100 or more employees are shown if industry was not a (D). For explanation of terms, abbreviations, and data reliability/comparability, see introductory text]

NAICS code	Industry	Number of employees for week including March 12	Payroll (\$1,000)		Total number of establishments	Number of establishments by employment-size class									
			First quarter	Annual		1 to 4	5 to 9	10 to 19	20 to 49	50 to 99	100 to 249	250 to 499	500 to 999	1,000 or more	
<b>KENT—Con.</b>															
<b>72</b>	<b>Accommodation &amp; food services</b>	<b>3 710</b>	<b>8 388</b>	<b>37 087</b>	<b>210</b>	<b>62</b>	<b>43</b>	<b>40</b>	<b>48</b>	<b>14</b>	<b>3</b>	—	—	—	
721	Accommodation	385	987	4 794	23	11	2	3	6	—	1	—	—	—	
7211	Traveler accommodation	(E)	(D)	(D)	22	11	1	3	6	—	1	—	—	—	
72111	Hotels (exc casino hotels) & motels	(E)	(D)	(D)	22	11	1	3	6	—	1	—	—	—	
722	Food services & drinking places	3 325	7 401	32 293	187	51	41	37	42	14	2	—	—	—	
7221	Full-service restaurants	1 608	3 804	17 181	86	22	22	17	18	5	2	—	—	—	
72211	Full-service restaurants	1 608	3 804	17 181	86	22	22	17	18	5	2	—	—	—	
722110	Full-service restaurants	1 608	3 804	17 181	86	22	22	17	18	5	2	—	—	—	
7222	Limited-service eating places	1 446	2 962	12 816	79	19	14	16	22	8	—	—	—	—	
72221	Limited-service eating places	1 446	2 962	12 816	79	19	14	16	22	8	—	—	—	—	
722211	Limited-service restaurants	1 319	2 656	11 496	67	16	11	12	20	8	—	—	—	—	
7223	Special food services	183	473	1 662	11	4	3	2	1	1	—	—	—	—	
72231	Food service contractors	(C)	(D)	(D)	9	3	3	1	1	1	—	—	—	—	
<b>81</b>	<b>Other services (except public administration)</b>	<b>1 943</b>	<b>7 431</b>	<b>32 486</b>	<b>349</b>	<b>233</b>	<b>65</b>	<b>33</b>	<b>16</b>	<b>1</b>	<b>1</b>	—	—	—	
811	Repair & maintenance	508	2 483	10 521	107	73	21	10	3	—	—	—	—	—	
8111	Automotive repair & maintenance	386	1 757	7 209	76	51	15	7	3	—	—	—	—	—	
81111	Automotive mechanical & electrical R&M	166	815	3 489	41	29	8	4	—	—	—	—	—	—	
811111	General automotive repair	109	516	2 089	30	22	6	2	—	—	—	—	—	—	
811119	Other automotive R&M	126	284	1 234	10	5	1	1	3	—	—	—	—	—	
812	Personal & laundry services	571	1 979	9 105	110	76	18	11	4	1	—	—	—	—	
8121	Personal care services	296	848	3 748	63	39	16	7	1	—	—	—	—	—	
81211	Hair, nail & skin care services	275	809	3 608	59	37	15	6	1	—	—	—	—	—	
812112	Beauty salons	268	789	3 502	55	33	15	6	1	—	—	—	—	—	
8123	Drycleaning & laundry services	189	690	3 018	23	18	—	2	2	1	—	—	—	—	
813	Religious, grantmaking, civic, prof & like organizations	864	2 969	12 860	132	84	26	12	9	—	1	—	—	—	
8131	Religious organizations	390	1 309	5 323	62	38	13	4	7	—	—	—	—	—	
81311	Religious organizations	390	1 309	5 323	62	38	13	4	7	—	—	—	—	—	
813110	Religious organizations	390	1 309	5 323	62	38	13	4	7	—	—	—	—	—	
8134	Civic & social organizations	258	461	2 269	26	15	5	5	—	—	1	—	—	—	
81341	Civic & social organizations	258	461	2 269	26	15	5	5	—	—	1	—	—	—	
813410	Civic & social organizations	258	461	2 269	26	15	5	5	—	—	1	—	—	—	
8139	Business, labor, political, like organizations	124	910	4 015	34	25	7	1	1	—	—	—	—	—	
<b>95</b>	<b>Auxiliaries (exc corporate, subsidiary &amp; regional mgt)</b>	<b>(B)</b>	<b>(D)</b>	<b>(D)</b>	<b>5</b>	<b>1</b>	<b>3</b>	<b>1</b>	—	—	—	—	—	—	
<b>99</b>	<b>Unclassified establishments</b>	<b>(B)</b>	<b>(D)</b>	<b>(D)</b>	<b>42</b>	<b>39</b>	<b>3</b>	—	—	—	—	—	—	—	
<b>NEW CASTLE</b>															
	<b>Total</b>	<b>268 275</b>	<b>2 553 251</b>	<b>10 402 605</b>	<b>15 886</b>	<b>9 361</b>	<b>2 544</b>	<b>1 793</b>	<b>1 311</b>	<b>439</b>	<b>303</b>	<b>71</b>	<b>42</b>	<b>22</b>	
<b>11</b>	<b>Forestry, fishing, hunting, and agriculture support</b>	<b>(B)</b>	<b>(D)</b>	<b>(D)</b>	<b>12</b>	<b>5</b>	<b>4</b>	<b>2</b>	<b>1</b>	—	—	—	—	—	
<b>21</b>	<b>Mining</b>	<b>(A)</b>	<b>(D)</b>	<b>(D)</b>	<b>10</b>	<b>8</b>	<b>2</b>	—	—	—	—	—	—	—	
<b>22</b>	<b>Utilities</b>	<b>(F)</b>	<b>(D)</b>	<b>(D)</b>	<b>14</b>	<b>3</b>	<b>2</b>	<b>2</b>	<b>1</b>	<b>1</b>	<b>4</b>	<b>1</b>	—	—	
221	Utilities	(F)	(D)	(D)	14	3	2	2	1	1	4	1	—	—	
2211	Elec pwr generation, transmsn & distribution	(F)	(D)	(D)	9	3	2	—	—	—	3	1	—	—	
22111	Electric power generation	(C)	(D)	(D)	4	2	—	—	—	—	2	—	—	—	
22112	Electric pwr transmsn, control & distribution	(E)	(D)	(D)	5	1	2	—	—	—	1	1	—	—	
2213	Water, sewage & other systems	(E)	(D)	(D)	5	—	—	2	1	1	1	—	—	—	
22131	Water supply & irrigation systems	266	2 674	11 735	4	—	—	1	1	1	1	—	—	—	
221310	Water supply & irrigation systems	266	2 674	11 735	4	—	—	1	1	1	1	—	—	—	
<b>23</b>	<b>Construction</b>	<b>15 163</b>	<b>121 902</b>	<b>564 467</b>	<b>1 351</b>	<b>779</b>	<b>235</b>	<b>158</b>	<b>116</b>	<b>48</b>	<b>12</b>	<b>2</b>	<b>1</b>	—	
233	Building, developing & general contracting	2 967	25 120	112 998	395	255	65	37	28	9	1	—	—	—	
2332	Residential building construction	1 482	10 102	44 949	302	217	46	23	14	2	—	—	—	—	
23321	Single-family housing construction	1 412	9 604	42 766	294	214	45	20	13	2	—	—	—	—	
233210	Single-family housing construction	1 412	9 604	42 766	294	214	45	20	13	2	—	—	—	—	
2333	Nonresidential building construction	(G)	(D)	(D)	82	30	16	14	14	7	1	—	—	—	
23331	Mfg & industrial building construction	(E)	(D)	(D)	16	5	2	3	3	2	1	—	—	—	
23332	Commercial & institutional bldg construction	978	10 851	48 274	66	25	14	11	11	5	—	—	—	—	
233320	Commercial & institutional bldg construction	978	10 851	48 274	66	25	14	11	11	5	—	—	—	—	
234	Heavy construction	1 889	15 053	74 455	49	14	5	10	6	9	4	1	—	—	
2341	Highway, street, bridge & tunnel construction	899	6 202	32 969	26	8	4	6	2	4	1	1	—	—	
23411	Highway & street construction	(F)	(D)	(D)	24	8	4	5	2	4	—	1	—	—	
23412	Bridge & tunnel construction	(C)	(D)	(D)	2	—	—	1	—	—	—	—	—	—	
2349	Other heavy construction	990	8 851	41 486	23	6	1	4	4	5	3	—	—	—	
23491	Water, sewer & pipeline construction	425	3 801	19 874	7	1	—	—	1	4	1	—	—	—	
234910	Water, sewer & pipeline construction	425	3 801	19 874	7	1	—	—	1	4	1	—	—	—	
23492	Pwr, communication transmsn line construction	(C)	(D)	(D)	5	2	1	1	—	1	—	—	—	—	
23493	Industrial nonbuilding structure construction	(C)	(D)	(D)	1	—	—	—	—	—	1	—	—	—	
23499	All other heavy construction	(E)	(D)	(D)	10	3	—	3	3	—	1	—	—	—	

Note: Employment-size classes are indicated as follows: A—0 to 19; B—20 to 99; C—100 to 249; E—250 to 499; F—500 to 999; G—1,000 to 2,499; H—2,500 to 4,999; I—5,000 to 9,999; J—10,000 to 24,999; K—25,000 to 49,999; L—50,000 to 99,999; M—100,000 or more.

**Table 6. Counties—Employees, Payroll, and Establishments by Industry: 1999—Con.**

[Excludes most government employees, railroad employees, and self-employed persons. Size class 1 to 4 includes establishments with payroll, but no employees, during mid-March pay period. (D) denotes figures withheld to avoid disclosing data for individual companies; the data are included in broader industry totals. Detailed industries with 100 or more employees are shown if industry was not a (D). For explanation of terms, abbreviations, and data reliability/comparability, see introductory text]

NAICS code	Industry	Number of employees for week including March 12	Payroll (\$1,000)		Total number of establishments	Number of establishments by employment-size class																					
			First quarter	Annual		1 to 4	5 to 9	10 to 19	20 to 49	50 to 99	100 to 249	250 to 499	500 to 999	1,000 or more													
<b>NEW CASTLE—Con.</b>																											
<b>23 Construction—Con.</b>																											
235	Special trade contractors	10 307	81 729	377 014	907	510	165	111	82	30	7	1	1	—													
2351	Plumbing, heating & AC contractor	3 473	29 226	134 765	172	86	33	19	22	7	3	1	1	—													
23511	Plumbing, heating & AC contractor	3 473	29 226	134 765	172	86	33	19	22	7	3	1	1	—													
235110	Plumbing, heating & AC contractor	3 473	29 226	134 765	172	86	33	19	22	7	3	1	1	—													
2352	Painting & wall covering contractors	541	3 122	15 575	96	68	11	11	5	1	—	—	—	—													
23521	Painting & wall covering contractors	541	3 122	15 575	96	68	11	11	5	1	—	—	—	—													
235210	Painting & wall covering contractors	541	3 122	15 575	96	68	11	11	5	1	—	—	—	—													
2353	Electrical contractors	1 728	15 252	70 964	153	83	32	16	11	10	1	—	—	—													
23531	Electrical contractors	1 728	15 252	70 964	153	83	32	16	11	10	1	—	—	—													
235310	Electrical contractors	1 728	15 252	70 964	153	83	32	16	11	10	1	—	—	—													
2354	Masonry, drywall, insulation, tile contractors	1 391	10 111	44 832	119	62	23	21	7	4	2	—	—	—													
23541	Masonry & stone contractors	673	4 154	18 160	64	37	14	8	1	3	1	—	—	—													
235410	Masonry & stone contractors	673	4 154	18 160	64	37	14	8	1	3	1	—	—	—													
23542	Drywall, acoustical & insulation contractors	669	5 584	25 174	40	13	7	12	6	1	1	—	—	—													
235420	Drywall, acoustical & insulation contractors	669	5 584	25 174	40	13	7	12	6	1	1	—	—	—													
2355	Carpentry & floor contractors	(F)	(D)	(D)	121	84	19	10	6	2	—	—	—	—													
23551	Carpentry contractors	513	3 045	15 165	79	55	11	8	3	2	—	—	—	—													
235510	Carpentry contractors	513	3 045	15 165	79	55	11	8	3	2	—	—	—	—													
23552	Floor laying & other floor contractors	(C)	(D)	(D)	42	29	8	2	3	—	—	—	—	—													
2356	Roofing, siding, & sheet metal contractors	542	4 654	21 365	55	24	13	8	10	—	—	—	—	—													
23561	Roofing, siding, & sheet metal contractors	542	4 654	21 365	55	24	13	8	10	—	—	—	—	—													
235610	Roofing, siding, & sheet metal contractors	542	4 654	21 365	55	24	13	8	10	—	—	—	—	—													
2357	Concrete contractors	795	6 281	26 161	59	29	7	11	8	3	1	—	—	—													
23571	Concrete contractors	795	6 281	26 161	59	29	7	11	8	3	1	—	—	—													
235710	Concrete contractors	795	6 281	26 161	59	29	7	11	8	3	1	—	—	—													
2359	Other special trade contractors	1 096	8 678	41 629	130	72	27	15	13	3	—	—	—	—													
23591	Structural steel erection contractors	(E)	(D)	(D)	13	4	3	1	2	—	—	—	—	—													
23593	Excavation contractors	267	1 672	9 033	43	25	9	5	4	—	—	—	—	—													
235930	Excavation contractors	267	1 672	9 033	43	25	9	5	4	—	—	—	—	—													
23599	All other special trade contractors	433	2 870	13 535	55	34	9	6	5	1	—	—	—	—													
235990	All other special trade contractors	433	2 870	13 535	55	34	9	6	5	1	—	—	—	—													
<b>31-33 Manufacturing</b>														<b>24 058</b>	<b>305 469</b>	<b>1 275 556</b>	<b>474</b>	<b>160</b>	<b>87</b>	<b>71</b>	<b>65</b>	<b>43</b>	<b>30</b>	<b>12</b>	<b>4</b>	<b>2</b>	
311	Food mfg	498	2 253	9 551	27	9	5	6	4	2	1	—	—	—													
3118	Bakeries & tortilla mfg	340	1 441	6 146	14	2	2	5	3	1	1	—	—	—													
31181	Bread & bakery product mfg	340	1 441	6 146	14	2	2	5	3	1	1	—	—	—													
312	Beverage & tobacco product mfg	(C)	(D)	(D)	4	2	1	—	—	—	1	—	—	—													
3121	Beverage mfg	(C)	(D)	(D)	3	1	1	—	—	—	1	—	—	—													
31211	Soft drink & ice mfg	(C)	(D)	(D)	2	—	1	—	—	—	1	—	—	—													
313	Textile mills	(C)	(D)	(D)	5	1	1	—	—	3	—	—	—	—													
3133	Textile, fabric finishing, fabric coating mills	(C)	(D)	(D)	4	—	1	—	—	3	—	—	—	—													
31331	Textile & fabric finishing mills	(C)	(D)	(D)	3	—	1	—	—	2	—	—	—	—													
314	Textile product mills	117	773	4 080	10	4	4	—	1	1	—	—	—	—													
315	Apparel manufacturing	(C)	(D)	(D)	11	8	1	1	—	—	1	—	—	—													
3152	Cut & sew apparel mfg	(C)	(D)	(D)	9	6	1	1	—	—	1	—	—	—													
31523	Women's, girls' cut & sew apparel mfg	(C)	(D)	(D)	3	1	—	1	—	—	1	—	—	—													
322	Paper mfg	(F)	(D)	(D)	6	1	—	—	—	3	2	—	—	—													
3222	Converted paper product mfg	(F)	(D)	(D)	5	1	—	—	—	2	2	—	—	—													
32221	Paperboard container mfg	(E)	(D)	(D)	4	1	—	—	—	1	2	—	—	—													
323	Printing & related support activities	760	6 259	53 122	68	22	24	12	8	2	—	—	—	—													
3231	Printing & related support activities	760	6 259	53 122	68	22	24	12	8	2	—	—	—	—													
32311	Printing	(F)	(D)	(D)	64	21	22	11	8	2	—	—	—	—													
323110	Commercial lithographic printing	425	3 540	15 471	35	11	12	6	4	2	—	—	—	—													
324	Petroleum & coal products mfg	873	14 278	55 672	10	2	3	1	—	3	—	—	—	—	1	—											
3241	Petroleum & coal products mfg	873	14 278	55 672	10	2	3	1	—	3	—	—	—	—	1	—											
32411	Petroleum refineries	(F)	(D)	(D)	2	—	—	—	—	1	—	—	—	—	1	—											
325	Chemical mfg	4 361	54 591	223 072	42	9	1	6	6	7	7	5	1	—	—												
3251	Basic chemical mfg	(G)	(D)	(D)	15	4	1	—	1	2	4	3	—	—	—												
32511	Petrochemical mfg	(C)	(D)	(D)	1	—	—	—	—	—	1	—	—	—	—												
32513	Synthetic dye & pigment mfg	(F)	(D)	(D)	2	—	—	—	—	—	—	2	—	—	—												
32518	Other basic inorganic chemical mfg	(F)	(D)	(D)	5	1	—	—	1	1	1	1	—	—	—												
32519	Other basic organic chemical mfg	(E)	(D)	(D)	3	1	—	—	—	—	2	—	—	—	—												
3252	Resin, syn rubber, artf & syn fibers, fil mfg	(F)	(D)	(D)	5	—	—	—	1	2	1	1	—	—	—												
32521	Resin & synthetic rubber mfg	(F)	(D)	(D)	5	—	—	—	1	2	1	1	—	—	—												
3254	Pharmaceutical & medicine mfg	(F)	(D)	(D)	6	1	—	—	3	—	1	1	—	—	—												
32541	Pharmaceutical & medicine mfg	(F)	(D)	(D)	6	1	—	—	3	—	1	1	—	—	—												
3256	Soap, cleaners & toilet preparation mfg	(F)	(D)	(D)	5	1	—	—	2	—	1	—	—	—	—												
32561	Soap & cleaning compound mfg	(F)	(D)	(D)	4	—	—	—	2	—	1	—	—	—	—												
3259	Other chemical product & preparation mfg	(E)	(D)	(D)	6	—	—	—	2	1	3	—	—	—	—												
32599	All other chemical product & preparation mfg	(C)	(D)	(D)	5	—	—	—	2	1	2	—	—	—	—												
326	Plastics & rubber products mfg	2 858	24 028	104 729	43	15	2	3	9	6	5	2	1	—	—												
3261	Plastics product mfg	(G)	(D)	(D)	33	12	2	1	6	5	4	2	1	—	—												
32611	Unsupported plastics film, sheet, & bag mfg	(F)	(D)	(D)	6	2	1	—	—	1	—	2	—	—	—												
32612	Plastics pipe, pipe fitting, & unsupported profile shape mfg	(E)	(D)	(D)	6	3	—	—	—	1	2	—	—	—	—												
32619	Other plastics product mfg	(G)	(D)	(D)	15	5	1	1	3	2	2	—	—	—	—												
3262	Rubber product mfg	(E)	(D)	(D)	10	3	—	—	2	3	1	1	—	—	—												
32629	Other rubber product mfg	(E)	(D)	(D)	7	1	—	—	1	3	1	1	—	—	—												

Note: Employment-size classes are indicated as follows: A—0 to 19; B—20 to 99; C—100 to 249; E—250 to 499; F—500 to 999; G—1,000 to 2,499; H—2,500 to 4,999; I—5,000 to 9,999; J—10,000 to 24,999; K—25,000 to 49,999; L—50,000 to 99,999; M—100,000 or more.



**Table 6. Counties—Employees, Payroll, and Establishments by Industry: 1999—Con.**

[Excludes most government employees, railroad employees, and self-employed persons. Size class 1 to 4 includes establishments with payroll, but no employees, during mid-March pay period. (D) denotes figures withheld to avoid disclosing data for individual companies; the data are included in broader industry totals. Detailed industries with 100 or more employees are shown if industry was not a (D). For explanation of terms, abbreviations, and data reliability/comparability, see introductory text]

NAICS code	Industry	Number of employees for week including March 12	Payroll (\$1,000)		Total number of establishments	Number of establishments by employment-size class									
			First quarter	Annual		1 to 4	5 to 9	10 to 19	20 to 49	50 to 99	100 to 249	250 to 499	500 to 999	1,000 or more	
<b>NEW CASTLE—Con.</b>															
<b>31-33 Manufacturing—Con.</b>															
327	Nonmetallic mineral product mfg . . . . .	522	4 224	18 962	20	4	4	3	5	4	—	—	—	—	
3273	Cement & concrete product mfg . . . . .	(E)	(D)	(D)	10	—	2	2	5	1	—	—	—	—	
32732	Ready-mix concrete mfg . . . . .	121	938	4 918	6	—	1	1	4	—	—	—	—	—	
327320	Ready-mix concrete mfg . . . . .	121	938	4 918	6	—	1	1	4	—	—	—	—	—	
32733	Concrete pipe, brick & block mfg . . . . .	(C)	(D)	(D)	2	—	1	—	—	1	—	—	—	—	
3279	Other nonmetallic mineral product mfg . . . . .	(C)	(D)	(D)	2	—	—	—	—	2	—	—	—	—	
32799	All other nonmetallic mineral product mfg . . . . .	(C)	(D)	(D)	2	—	—	—	—	2	—	—	—	—	
331	Primary metal mfg . . . . .	(F)	(D)	(D)	9	4	—	—	—	3	1	1	—	—	
3311	Iron & steel mills & ferroalloy mfg . . . . .	(E)	(D)	(D)	3	1	—	—	—	1	—	1	—	—	
33111	Iron & steel mills & ferroalloy mfg . . . . .	(E)	(D)	(D)	3	1	—	—	—	1	—	1	—	—	
3312	Steel product mfg from purchased steel . . . . .	(C)	(D)	(D)	2	—	—	—	—	2	—	—	—	—	
33122	Rolling & drawing of purchased steel . . . . .	(C)	(D)	(D)	2	—	—	—	—	2	—	—	—	—	
3315	Foundries . . . . .	(C)	(D)	(D)	2	1	—	—	—	—	1	—	—	—	
33151	Ferrous metal foundries . . . . .	(C)	(D)	(D)	2	1	—	—	—	—	1	—	—	—	
332	Fabricated metal product mfg . . . . .	1 972	16 762	78 471	68	18	13	13	13	5	6	—	—	—	
3323	Architectural & structural metals mfg . . . . .	857	7 033	33 050	17	1	2	4	5	2	3	—	—	—	
33231	Plate work & fabricated structural prod mfg . . . . .	(E)	(D)	(D)	6	—	1	1	2	1	1	—	—	—	
33232	Ornamental & architectural metal prod mfg . . . . .	(F)	(D)	(D)	11	1	1	3	3	1	2	—	—	—	
3324	Boiler, tank & shipping container mfg . . . . .	238	2 196	8 991	5	1	1	2	—	—	1	—	—	—	
33241	Power boiler & heat exchanger mfg . . . . .	(C)	(D)	(D)	1	—	—	—	—	—	1	—	—	—	
3327	Mach shops, turn prod, screw, nut, bolt mfg . . . . .	(E)	(D)	(D)	26	8	6	5	4	2	1	—	—	—	
33271	Machine shops . . . . .	(E)	(D)	(D)	24	8	6	5	3	1	1	—	—	—	
33272	Turned product & screw, nut & bolt mfg . . . . .	(C)	(D)	(D)	2	—	—	—	1	1	—	—	—	—	
3329	Other fabricated metal product mfg . . . . .	(C)	(D)	(D)	5	2	—	—	1	1	1	—	—	—	
33291	Metal valve mfg . . . . .	(C)	(D)	(D)	2	1	—	—	—	—	1	—	—	—	
333	Machinery mfg . . . . .	430	3 868	16 516	23	8	5	6	3	—	1	—	—	—	
3334	HVAC & commercial refrigeration equipment mfg . . . . .	(E)	(D)	(D)	4	—	—	2	1	—	1	—	—	—	
33341	HVAC & commercial refrigeration equipment mfg . . . . .	(E)	(D)	(D)	4	—	—	2	1	—	1	—	—	—	
334	Computer & electronic product mfg . . . . .	(G)	(D)	(D)	26	6	5	3	7	2	1	1	1	—	
3344	Semiconductor & oth electronic component mfg . . . . .	(E)	(D)	(D)	5	—	1	—	2	1	1	—	—	—	
33441	Semiconductor & oth electronic component mfg . . . . .	(E)	(D)	(D)	5	—	1	—	2	1	1	—	—	—	
3345	Nav, measuring, medical, control instruments mfg . . . . .	1 446	13 844	77 953	15	4	2	3	3	1	—	1	1	—	
33451	Nav, measuring, medical, control instruments mfg . . . . .	1 446	13 844	77 953	15	4	2	3	3	1	—	1	1	—	
335	Electrical equip, appliance & component mfg . . . . .	(F)	(D)	(D)	9	3	1	1	1	—	2	1	—	—	
3359	Other electrical equipment & component mfg . . . . .	(F)	(D)	(D)	6	2	1	—	—	—	2	1	—	—	
33591	Battery mfg . . . . .	(E)	(D)	(D)	1	—	—	—	—	—	—	1	—	—	
33592	Communication & energy wire & cable mfg . . . . .	(E)	(D)	(D)	3	1	—	—	—	—	2	—	—	—	
336	Transportation equipment mfg . . . . .	(I)	(D)	(D)	17	4	3	4	1	—	2	1	—	2	
3361	Motor vehicle mfg . . . . .	(I)	(D)	(D)	4	—	1	—	1	—	—	—	—	2	
33611	Automobile & light duty motor vehicle mfg . . . . .	(I)	(D)	(D)	3	—	1	—	—	—	—	—	—	2	
3363	Motor vehicle parts mfg . . . . .	(F)	(D)	(D)	7	2	2	—	—	—	2	1	—	—	
33636	Motor vehicle seating & interior trim mfg . . . . .	(E)	(D)	(D)	2	—	—	—	—	—	1	1	—	—	
33639	Other motor vehicle parts mfg . . . . .	(C)	(D)	(D)	2	1	—	—	—	—	1	—	—	—	
337	Furniture & related product mfg . . . . .	(E)	(D)	(D)	24	11	4	4	4	1	—	—	—	—	
3371	HH & institutional furniture & kitchen cabinet mfg . . . . .	(C)	(D)	(D)	15	8	3	3	—	1	—	—	—	—	
33712	Household & institutional furniture mfg . . . . .	(C)	(D)	(D)	9	5	2	1	—	1	—	—	—	—	
339	Miscellaneous mfg . . . . .	565	4 934	22 432	41	23	10	4	2	1	—	1	—	—	
3391	Medical equipment & supplies mfg . . . . .	(E)	(D)	(D)	19	9	4	3	1	1	—	1	—	—	
33911	Medical equipment & supplies mfg . . . . .	(E)	(D)	(D)	19	9	4	3	1	1	—	1	—	—	
<b>42</b>	<b>Wholesale trade . . . . .</b>	<b>13 858</b>	<b>206 459</b>	<b>757 563</b>	<b>717</b>	<b>390</b>	<b>133</b>	<b>85</b>	<b>66</b>	<b>27</b>	<b>11</b>	<b>1</b>	<b>1</b>	<b>3</b>	
421	Wholesale trade, durable goods . . . . .	5 799	63 504	263 980	486	259	97	62	43	18	6	1	—	—	
4211	Motor vehicle, motor vehicle pt & supply whsle . . . . .	703	8 403	32 506	46	17	14	6	7	—	2	—	—	—	
42111	Automobile & other motor vehicle whsle . . . . .	226	1 903	8 897	11	5	1	2	2	—	1	—	—	—	
421110	Automobile & other motor vehicle whsle . . . . .	226	1 903	8 897	11	5	1	2	2	—	1	—	—	—	
42112	Motor vehicle supplies & new parts whsle . . . . .	371	5 775	20 513	20	5	8	2	4	—	1	—	—	—	
421120	Motor vehicle supplies & new parts whsle . . . . .	371	5 775	20 513	20	5	8	2	4	—	1	—	—	—	
4212	Furniture & home furnishing whsle . . . . .	250	2 223	10 479	22	14	3	2	2	—	1	—	—	—	
42121	Furniture whsle . . . . .	170	1 711	7 890	11	8	1	1	—	—	1	—	—	—	
421210	Furniture whsle . . . . .	170	1 711	7 890	11	8	1	1	—	—	1	—	—	—	
4213	Lumber & other construction materials whsle . . . . .	604	5 217	19 536	33	13	6	4	5	4	1	—	—	—	
42131	Lumber, plywood, millwork & wood panel whsle . . . . .	434	3 551	12 714	16	6	2	1	2	4	1	—	—	—	
421310	Lumber, plywood, millwork & wood panel whsle . . . . .	434	3 551	12 714	16	6	2	1	2	4	1	—	—	—	
4214	Professional & commercial equip & supp whsle . . . . .	1 534	22 175	88 734	89	55	13	8	5	6	1	1	—	—	
42142	Office equipment whsle . . . . .	(E)	(D)	(D)	15	6	2	2	2	2	1	—	—	—	
42143	Computer & peripheral equip & software whsle . . . . .	755	12 044	52 691	31	20	4	3	1	2	—	1	—	—	
421430	Computer & peripheral equip & software whsle . . . . .	755	12 044	52 691	31	20	4	3	1	2	—	1	—	—	
42149	Oth professional equipment & supplies whsle . . . . .	(C)	(D)	(D)	15	8	2	2	2	1	—	—	—	—	
4215	Metal & mineral (except petroleum) whsle . . . . .	316	3 114	14 605	24	11	5	4	1	3	—	—	—	—	
42151	Metal service centers & offices whsle . . . . .	(E)	(D)	(D)	23	10	5	4	1	3	—	—	—	—	

Note: Employment-size classes are indicated as follows: A—0 to 19; B—20 to 99; C—100 to 249; E—250 to 499; F—500 to 999; G—1,000 to 2,499; H—2,500 to 4,999; I—5,000 to 9,999; J—10,000 to 24,999; K—25,000 to 49,999; L—50,000 to 99,999; M—100,000 or more.

**Table 6. Counties—Employees, Payroll, and Establishments by Industry: 1999—Con.**

[Excludes most government employees, railroad employees, and self-employed persons. Size class 1 to 4 includes establishments with payroll, but no employees, during mid-March pay period. (D) denotes figures withheld to avoid disclosing data for individual companies; the data are included in broader industry totals. Detailed industries with 100 or more employees are shown if industry was not a (D). For explanation of terms, abbreviations, and data reliability/comparability, see introductory text]

NAICS code	Industry	Number of employees for week including March 12	Payroll (\$1,000)		Total number of establishments	Number of establishments by employment-size class											
			First quarter	Annual		1 to 4	5 to 9	10 to 19	20 to 49	50 to 99	100 to 249	250 to 499	500 to 999	1,000 or more			
<b>42</b>	<b>NEW CASTLE—Con.</b>																
	<b>Wholesale trade—Con.</b>																
421	Wholesale trade, durable goods—Con.																
4216	Electrical goods whsle .....	597	6 410	27 879	56	30	9	9	6	2	—	—	—	—	—	—	—
42161	Elec equip, wiring supp, const material whsle (C)	(C)	(D)	(D)	22	13	2	4	2	1	—	—	—	—	—	—	—
42169	Other electronic parts & equipment whsle .....	281	3 105	13 558	28	13	6	5	4	—	—	—	—	—	—	—	—
421690	Other electronic parts & equipment whsle ..	281	3 105	13 558	28	13	6	5	4	—	—	—	—	—	—	—	—
4217	Hardware, plumb & heating equip & sup whsle ..	516	4 513	21 039	43	21	12	6	3	—	1	—	—	—	—	—	—
42171	Hardware whsle .....	112	1 090	5 690	15	7	5	2	1	—	—	—	—	—	—	—	—
421710	Hardware whsle .....	112	1 090	5 690	15	7	5	2	1	—	—	—	—	—	—	—	—
42173	Warm air heating & AC equip & supplies whsle .....	355	2 864	12 798	17	7	5	2	2	—	1	—	—	—	—	—	—
421730	Warm air heating & AC equip & supplies whsle .....	355	2 864	12 798	17	7	5	2	2	—	1	—	—	—	—	—	—
4218	Machinery, equipment & supplies whsle .....	948	8 996	38 910	121	65	30	16	7	3	—	—	—	—	—	—	—
42181	Const & mining (exc petroleum) equip whsle ..	110	1 053	4 717	15	7	4	3	1	—	—	—	—	—	—	—	—
421810	Const & mining (exc petroleum) equip whsle .....	110	1 053	4 717	15	7	4	3	1	—	—	—	—	—	—	—	—
42183	Industrial machinery & equipment whsle .....	409	4 364	18 529	49	25	13	7	2	2	—	—	—	—	—	—	—
421830	Industrial machinery & equipment whsle .....	409	4 364	18 529	49	25	13	7	2	2	—	—	—	—	—	—	—
42184	Industrial supplies whsle .....	212	1 798	7 461	26	15	5	3	3	—	—	—	—	—	—	—	—
421840	Industrial supplies whsle .....	212	1 798	7 461	26	15	5	3	3	—	—	—	—	—	—	—	—
42185	Service establishment equip & supplies whsle .....	114	898	3 668	17	7	6	3	1	—	—	—	—	—	—	—	—
421850	Service establishment equip & supplies whsle .....	114	898	3 668	17	7	6	3	1	—	—	—	—	—	—	—	—
4219	Miscellaneous durable goods whsle .....	331	2 453	10 292	52	33	5	7	7	—	—	—	—	—	—	—	—
42193	Recyclable material whsle .....	(C)	(D)	(D)	18	8	2	5	3	—	—	—	—	—	—	—	—
422	Wholesale trade, nondurable goods .....	8 059	142 955	493 583	231	131	36	23	23	9	5	—	1	—	1	—	3
4221	Paper & paper product whsle .....	314	2 953	12 960	25	15	—	4	5	—	1	—	—	—	—	—	—
42212	Stationery & office supplies whsle .....	(C)	(D)	(D)	12	7	—	2	2	—	1	—	—	—	—	—	—
4222	Drugs & druggists' sundries whsle .....	(G)	(D)	(D)	16	9	2	2	1	—	—	—	—	—	1	—	1
42221	Drugs & druggists' sundries whsle .....	(G)	(D)	(D)	16	9	2	2	1	—	—	—	—	—	1	—	1
4223	Apparel, piece goods & notions whsle .....	(E)	(D)	(D)	19	11	3	1	2	2	—	—	—	—	—	—	—
4224	Grocery & related product whsle .....	546	3 551	15 301	35	17	7	5	3	2	1	—	—	—	—	—	—
42241	General line grocery whsle .....	(C)	(D)	(D)	3	1	—	1	—	—	1	—	—	—	—	—	—
42249	Other grocery & related products whsle .....	204	1 620	7 330	15	9	2	1	1	2	—	—	—	—	—	—	—
422490	Other grocery & related products whsle .....	204	1 620	7 330	15	9	2	1	1	2	—	—	—	—	—	—	—
4226	Chemical & allied products whsle .....	(H)	(D)	(D)	55	36	5	6	3	2	2	—	—	—	—	—	1
42261	Plastics materials & basic forms, shapes whsle .....	(C)	(D)	(D)	21	15	2	1	2	—	1	—	—	—	—	—	—
42269	Other chemical & allied products whsle .....	(H)	(D)	(D)	34	21	3	5	1	2	1	—	—	—	—	—	1
4227	Petroleum & petroleum products whsle .....	139	1 579	6 492	15	9	3	1	1	1	—	—	—	—	—	—	—
42271	Petroleum bulk stations & terminals .....	116	1 355	5 329	8	5	—	1	1	1	—	—	—	—	—	—	—
422710	Petroleum bulk stations & terminals .....	116	1 355	5 329	8	5	—	1	1	1	—	—	—	—	—	—	—
4228	Beer, wine, distilled alcoholic beverage whsle ..	(E)	(D)	(D)	8	2	1	—	2	2	1	—	—	—	—	—	—
42281	Beer & ale whsle .....	(C)	(D)	(D)	3	—	1	—	—	1	1	—	—	—	—	—	—
42282	Wine & distilled alcoholic beverage whsle ....	(C)	(D)	(D)	5	2	—	—	2	1	—	—	—	—	—	—	—
4229	Miscellaneous nondurable goods whsle .....	1 408	5 891	29 698	57	32	14	4	6	—	—	—	—	—	—	—	1
42292	Book, periodical & newspaper whsle .....	(G)	(D)	(D)	6	5	—	—	—	—	—	—	—	—	—	—	1
42293	Flower, nursery stock, florists' supplies whsle ..	168	967	4 105	10	5	—	1	4	—	—	—	—	—	—	—	—
422930	Flower, nursery stock, florists' supplies whsle .....	168	967	4 105	10	5	—	1	4	—	—	—	—	—	—	—	—
42299	Other miscellaneous nondurable goods whsle .....	120	776	3 582	30	20	6	3	1	—	—	—	—	—	—	—	—
422990	Other miscellaneous nondurable goods whsle .....	120	776	3 582	30	20	6	3	1	—	—	—	—	—	—	—	—
<b>44-45</b>	<b>Retail trade .....</b>	<b>31 930</b>	<b>142 587</b>	<b>627 560</b>	<b>2 086</b>	<b>862</b>	<b>523</b>	<b>352</b>	<b>225</b>	<b>56</b>	<b>58</b>	<b>10</b>	—	—	—	—	—
441	Motor vehicle & parts dealers .....	3 835	29 189	131 896	176	55	37	37	29	10	7	1	—	—	—	—	—
4411	Automobile dealers .....	2 609	22 565	102 837	70	22	10	7	14	9	7	1	—	—	—	—	—
44111	New car dealers .....	2 500	21 836	99 789	40	3	2	4	14	9	7	1	—	—	—	—	—
441110	New car dealers .....	2 500	21 836	99 789	40	3	2	4	14	9	7	1	—	—	—	—	—
44112	Used car dealers .....	109	729	3 048	30	19	8	3	—	—	—	—	—	—	—	—	—
441120	Used car dealers .....	109	729	3 048	30	19	8	3	—	—	—	—	—	—	—	—	—
4412	Other motor vehicle dealers .....	259	1 290	6 200	21	9	4	4	3	1	—	—	—	—	—	—	—
44122	Motorcycle & boat & other MV dealers .....	(C)	(D)	(D)	19	8	4	4	2	1	—	—	—	—	—	—	—
441221	Motorcycle dealers .....	111	573	2 656	5	2	1	—	1	1	—	—	—	—	—	—	—
441222	Boat dealers .....	101	410	1 856	12	5	3	3	1	—	—	—	—	—	—	—	—
4413	Automotive parts, accessories & tire stores .....	967	5 334	22 859	85	24	23	26	12	—	—	—	—	—	—	—	—
44131	Automotive parts, accessories & tire stores ..	604	3 081	12 971	54	17	15	15	7	—	—	—	—	—	—	—	—
441310	Automotive parts, accessories & tire stores ..	604	3 081	12 971	54	17	15	15	7	—	—	—	—	—	—	—	—
44132	Tire dealers .....	363	2 253	9 888	31	7	8	11	5	—	—	—	—	—	—	—	—
441320	Tire dealers .....	363	2 253	9 888	31	7	8	11	5	—	—	—	—	—	—	—	—
442	Furniture & home furnishing stores .....	1 857	9 645	45 960	147	61	40	25	16	4	—	1	—	—	—	—	—
4421	Furniture stores .....	928	4 857	22 756	57	25	14	9	6	2	—	1	—	—	—	—	—
44211	Furniture stores .....	928	4 857	22 756	57	25	14	9	6	2	—	1	—	—	—	—	—
442110	Furniture stores .....	928	4 857	22 756	57	25	14	9	6	2	—	1	—	—	—	—	—
4422	Home furnishings stores .....	929	4 788	23 204	90	36	26	16	10	2	—	—	—	—	—	—	—
44221	Floor covering stores .....	416	3 187	14 268	37	14	12	5	5	1	—	—	—	—	—	—	—
442210	Floor covering stores .....	416	3 187	14 268	37	14	12	5	5	1	—	—	—	—	—	—	—
44229	Other home furnishings stores .....	513	1 601	8 936	53	22	14	11	5	1	—	—	—	—	—	—	—
442299	All other home furnishings stores .....	471	1 411	8 109	47	19	13	9	5	1	—	—	—	—	—	—	—

Note: Employment-size classes are indicated as follows: A—0 to 19; B—20 to 99; C—100 to 249; E—250 to 499; F—500 to 999; G—1,000 to 2,499; H—2,500 to 4,999; I—5,000 to 9,999; J—10,000 to 24,999; K—25,000 to 49,999; L—50,000 to 99,999; M—100,000 or more.

**Table 6. Counties—Employees, Payroll, and Establishments by Industry: 1999—Con.**

[Excludes most government employees, railroad employees, and self-employed persons. Size class 1 to 4 includes establishments with payroll, but no employees, during mid-March pay period. (D) denotes figures withheld to avoid disclosing data for individual companies; the data are included in broader industry totals. Detailed industries with 100 or more employees are shown if industry was not a (D). For explanation of terms, abbreviations, and data reliability/comparability, see introductory text]

NAICS code	Industry	Number of employees for week including March 12	Payroll (\$1,000)		Total number of establishments	Number of establishments by employment-size class									
			First quarter	Annual		1 to 4	5 to 9	10 to 19	20 to 49	50 to 99	100 to 249	250 to 499	500 to 999	1,000 or more	
<b>NEW CASTLE—Con.</b>															
<b>44-45 Retail trade—Con.</b>															
443	Electronics & appliance stores .....	1 093	5 415	23 030	100	37	39	17	3	1	3	—	—	—	
4431	Electronics & appliance stores .....	1 093	5 415	23 030	100	37	39	17	3	1	3	—	—	—	
44311	Appliance, TV & all other electronics stores ..	770	3 908	16 635	66	26	22	12	3	1	2	—	—	—	
443111	Household appliance stores .....	128	697	3 157	18	10	2	5	1	—	—	—	—	—	
443112	Radio, television & other electronics stores ..	642	3 211	13 478	48	16	20	7	2	1	2	—	—	—	
44312	Computer & software stores .....	(E)	(D)	(D)	23	8	11	3	—	—	1	—	—	—	
444	Bldg material & garden equip & supp dealers .....	2 508	15 556	69 098	148	53	42	29	15	1	8	—	—	—	
4441	Building material & supplies dealers .....	2 296	14 664	63 530	118	39	35	22	13	1	8	—	—	—	
44411	Home centers .....	1 014	4 383	20 231	8	—	1	—	1	—	6	—	—	—	
444110	Home centers .....	1 014	4 383	20 231	8	—	1	—	1	—	6	—	—	—	
44413	Hardware stores .....	224	746	3 584	17	1	8	5	3	—	—	—	—	—	
444130	Hardware stores .....	224	746	3 584	17	1	8	5	3	—	—	—	—	—	
44419	Other building material dealers .....	974	8 944	37 348	77	31	19	15	9	1	2	—	—	—	
444190	Other building material dealers .....	974	8 944	37 348	77	31	19	15	9	1	2	—	—	—	
4442	Lawn & garden equip & supplies stores .....	212	892	5 568	30	14	7	7	2	—	—	—	—	—	
44422	Nursery & garden centers .....	154	540	3 914	19	8	4	5	2	—	—	—	—	—	
444220	Nursery & garden centers .....	154	540	3 914	19	8	4	5	2	—	—	—	—	—	
445	Food & beverage stores .....	6 796	27 709	118 051	370	182	81	35	36	14	21	1	—	—	
4451	Grocery stores .....	5 815	24 609	103 755	180	59	42	14	30	13	21	1	—	—	
44511	Grocery (except convenience) stores .....	4 775	22 221	92 638	105	40	19	3	10	11	21	1	—	—	
445110	Grocery (except convenience) stores .....	4 775	22 221	92 638	105	40	19	3	10	11	21	1	—	—	
44512	Convenience stores .....	1 040	2 388	11 117	75	19	23	11	20	2	—	—	—	—	
445120	Convenience stores .....	1 040	2 388	11 117	75	19	23	11	20	2	—	—	—	—	
4452	Specialty food stores .....	363	1 169	5 660	59	34	14	8	2	1	—	—	—	—	
44529	Other specialty food stores .....	163	473	2 145	34	21	8	5	—	—	—	—	—	—	
445299	All other specialty food stores .....	101	309	1 364	17	8	5	4	—	—	—	—	—	—	
4453	Beer, wine & liquor stores .....	618	1 931	8 636	131	89	25	13	4	—	—	—	—	—	
44531	Beer, wine & liquor stores .....	618	1 931	8 636	131	89	25	13	4	—	—	—	—	—	
445310	Beer, wine & liquor stores .....	618	1 931	8 636	131	89	25	13	4	—	—	—	—	—	
446	Health & personal care stores .....	2 254	8 434	36 018	158	53	32	28	41	4	—	—	—	—	
4461	Health & personal care stores .....	2 254	8 434	36 018	158	53	32	28	41	4	—	—	—	—	
44611	Pharmacies & drug stores .....	1 814	6 882	29 533	81	12	6	22	37	4	—	—	—	—	
446110	Pharmacies & drug stores .....	1 814	6 882	29 533	81	12	6	22	37	4	—	—	—	—	
44612	Cosmetics, beauty supplies & perfume stores .....	108	266	1 148	17	9	5	2	1	—	—	—	—	—	
446120	Cosmetics, beauty supplies & perfume stores .....	108	266	1 148	17	9	5	2	1	—	—	—	—	—	
44613	Optical goods stores .....	168	759	3 138	28	15	10	2	1	—	—	—	—	—	
446130	Optical goods stores .....	168	759	3 138	28	15	10	2	1	—	—	—	—	—	
44619	Other health & personal care stores .....	164	527	2 199	32	17	11	2	2	—	—	—	—	—	
446191	Food (healthy) supplement stores .....	133	363	1 439	20	8	8	2	2	—	—	—	—	—	
447	Gasoline stations .....	1 146	3 942	16 653	162	71	51	33	5	2	—	—	—	—	
4471	Gasoline stations .....	1 146	3 942	16 653	162	71	51	33	5	2	—	—	—	—	
44711	Gasoline stations with convenience stores ...	601	2 145	8 868	81	31	29	16	5	—	—	—	—	—	
447110	Gasoline stations with convenience stores ...	601	2 145	8 868	81	31	29	16	5	—	—	—	—	—	
44719	Other gasoline stations .....	545	1 797	7 785	81	40	22	17	—	2	—	—	—	—	
447190	Other gasoline stations .....	545	1 797	7 785	81	40	22	17	—	2	—	—	—	—	
448	Clothing & clothing accessories stores .....	2 554	8 328	36 182	275	99	76	72	26	1	1	—	—	—	
4481	Clothing stores .....	1 726	4 824	21 894	156	53	32	48	21	1	1	—	—	—	
44811	Men's clothing stores .....	136	553	2 460	15	4	4	6	1	—	—	—	—	—	
448110	Men's clothing stores .....	136	553	2 460	15	4	4	6	1	—	—	—	—	—	
44812	Women's clothing stores .....	537	1 298	6 140	54	15	13	20	6	—	—	—	—	—	
448120	Women's clothing stores .....	537	1 298	6 140	54	15	13	20	6	—	—	—	—	—	
44813	Children's & infants' clothing stores .....	158	515	1 953	11	2	—	6	3	—	—	—	—	—	
448130	Children's & infants' clothing stores .....	158	515	1 953	11	2	—	6	3	—	—	—	—	—	
44814	Family clothing stores .....	572	1 554	7 416	30	10	1	9	8	1	1	—	—	—	
448140	Family clothing stores .....	572	1 554	7 416	30	10	1	9	8	1	1	—	—	—	
44819	Other clothing stores .....	256	736	3 154	34	17	8	6	3	—	—	—	—	—	
448190	Other clothing stores .....	256	736	3 154	34	17	8	6	3	—	—	—	—	—	
4482	Shoe stores .....	416	1 314	5 439	58	21	24	10	3	—	—	—	—	—	
44821	Shoe stores .....	416	1 314	5 439	58	21	24	10	3	—	—	—	—	—	
448210	Shoe stores .....	416	1 314	5 439	58	21	24	10	3	—	—	—	—	—	
4483	Jewelry, luggage & leather goods stores .....	412	2 190	8 849	61	25	20	14	2	—	—	—	—	—	
44831	Jewelry stores .....	(E)	(D)	(D)	59	24	19	14	2	—	—	—	—	—	
451	Sporting goods, hobby, book & music stores .....	1 769	5 657	25 679	161	81	32	22	17	8	1	—	—	—	
4511	Sporting goods, hobby, musical instrument stores .....	1 159	3 922	18 352	103	55	17	13	12	5	1	—	—	—	
45111	Sporting goods stores .....	573	1 888	8 554	60	35	11	5	6	3	—	—	—	—	
451110	Sporting goods stores .....	573	1 888	8 554	60	35	11	5	6	3	—	—	—	—	
45112	Hobby, toy & game stores .....	428	1 431	7 248	23	9	2	6	3	2	1	—	—	—	
451120	Hobby, toy & game stores .....	428	1 431	7 248	23	9	2	6	3	2	1	—	—	—	
4512	Book, periodical & music stores .....	610	1 735	7 327	58	26	15	9	5	3	—	—	—	—	
45121	Book stores & news dealers .....	470	1 357	5 840	40	16	12	5	4	3	—	—	—	—	
451211	Book stores .....	372	1 088	4 671	27	10	6	5	3	3	—	—	—	—	
45122	Prerecorded tape, CD & record stores .....	140	378	1 487	18	10	3	4	1	—	—	—	—	—	
451220	Prerecorded tape, CD & record stores .....	140	378	1 487	18	10	3	4	1	—	—	—	—	—	
452	General merchandise stores .....	5 194	16 383	70 093	59	10	10	7	4	5	16	7	—	—	
4521	Department stores .....	4 404	14 032	57 415	23	—	—	—	—	2	14	7	—	—	
45211	Department stores .....	4 404	14 032	57 415	23	—	—	—	—	2	14	7	—	—	
452110	Department stores .....	4 404	14 032	57 415	23	—	—	—	—	2	14	7	—	—	
4529	Other general merchandise stores .....	790	2 351	12 678	36	10	10	7	4	3	2	—	—	—	
45291	Warehouse clubs & superstores .....	(E)	(D)	(D)	2	—	—	—	—	—	2	—	—	—	
45299	All other general merchandise stores .....	(F)	(D)	(D)	34	10	10	7	4	3	—	—	—	—	

Note: Employment-size classes are indicated as follows: A—0 to 19; B—20 to 99; C—100 to 249; E—250 to 499; F—500 to 999; G—1,000 to 2,499; H—2,500 to 4,999; I—5,000 to 9,999; J—10,000 to 24,999; K—25,000 to 49,999; L—50,000 to 99,999; M—100,000 or more.

**Table 6. Counties—Employees, Payroll, and Establishments by Industry: 1999—Con.**

[Excludes most government employees, railroad employees, and self-employed persons. Size class 1 to 4 includes establishments with payroll, but no employees, during mid-March pay period. (D) denotes figures withheld to avoid disclosing data for individual companies; the data are included in broader industry totals. Detailed industries with 100 or more employees are shown if industry was not a (D). For explanation of terms, abbreviations, and data reliability/comparability, see introductory text]

NAICS code	Industry	Number of employees for week including March 12	Payroll (\$1,000)		Total number of establishments	Number of establishments by employment-size class																					
			First quarter	Annual		1 to 4	5 to 9	10 to 19	20 to 49	50 to 99	100 to 249	250 to 499	500 to 999	1,000 or more													
<b>NEW CASTLE—Con.</b>																											
<b>44-45 Retail trade—Con.</b>																											
453	Miscellaneous store retailers .....	2 148	7 183	31 831	250	111	68	41	27	3	—	—	—	—	—	—	—										
4531	Florists .....	355	1 138	4 747	42	18	14	5	5	—	—	—	—	—	—	—	—										
45311	Florists .....	355	1 138	4 747	42	18	14	5	5	—	—	—	—	—	—	—	—										
453110	Florists .....	355	1 138	4 747	42	18	14	5	5	—	—	—	—	—	—	—	—										
4532	Office supplies, stationery & gift stores .....	784	2 230	10 181	80	31	24	12	12	1	—	—	—	—	—	—	—										
45321	Office supplies & stationery stores .....	219	962	4 364	14	7	2	—	4	1	—	—	—	—	—	—	—										
453210	Office supplies & stationery stores .....	219	962	4 364	14	7	2	—	4	1	—	—	—	—	—	—	—										
45322	Gift, novelty & souvenir stores .....	565	1 268	5 817	66	24	22	12	8	—	—	—	—	—	—	—	—										
453220	Gift, novelty & souvenir stores .....	565	1 268	5 817	66	24	22	12	8	—	—	—	—	—	—	—	—										
4533	Used merchandise stores .....	227	707	2 355	24	13	3	5	2	1	—	—	—	—	—	—	—										
45331	Used merchandise stores .....	227	707	2 355	24	13	3	5	2	1	—	—	—	—	—	—	—										
453310	Used merchandise stores .....	227	707	2 355	24	13	3	5	2	1	—	—	—	—	—	—	—										
4539	Other miscellaneous store retailers .....	782	3 108	14 548	104	49	27	19	8	1	—	—	—	—	—	—	—										
45391	Pet & pet supplies stores .....	261	900	3 016	26	5	10	8	3	—	—	—	—	—	—	—	—										
453910	Pet & pet supplies stores .....	261	900	3 016	26	5	10	8	3	—	—	—	—	—	—	—	—										
45399	All other miscellaneous store retailers .....	459	1 909	9 222	59	29	14	10	5	1	—	—	—	—	—	—	—										
453998	All other misc store retailers (exc tobacco) ..	388	1 718	8 457	47	24	8	9	5	1	—	—	—	—	—	—	—										
454	Nonstore retailers .....	776	5 146	23 069	80	49	15	6	6	3	1	—	—	—	—	—	—										
4541	Electronic shopping & mail-order houses .....	124	724	3 473	21	14	4	2	—	1	—	—	—	—	—	—	—										
45411	Electronic shopping & mail-order houses .....	124	724	3 473	21	14	4	2	—	1	—	—	—	—	—	—	—										
454110	Electronic shopping & mail-order houses .....	124	724	3 473	21	14	4	2	—	1	—	—	—	—	—	—	—										
4542	Vending machine operators .....	182	1 150	5 330	9	5	1	1	1	—	1	—	—	—	—	—	—										
45421	Vending machine operators .....	182	1 150	5 330	9	5	1	1	1	—	1	—	—	—	—	—	—										
454210	Vending machine operators .....	182	1 150	5 330	9	5	1	1	1	—	1	—	—	—	—	—	—										
4543	Direct selling establishments .....	470	3 272	14 266	50	30	10	3	5	2	—	—	—	—	—	—	—										
45431	Fuel dealers .....	299	2 410	10 494	20	11	3	—	4	2	—	—	—	—	—	—	—										
454311	Heating oil dealers .....	225	1 745	7 519	14	7	3	—	2	2	—	—	—	—	—	—	—										
45439	Other direct selling establishments .....	171	862	3 772	30	19	7	3	1	—	—	—	—	—	—	—	—										
454390	Other direct selling establishments .....	171	862	3 772	30	19	7	3	1	—	—	—	—	—	—	—	—										
<b>48-49</b>	<b>Transportation &amp; warehousing .....</b>	<b>5 522</b>	<b>37 302</b>	<b>166 361</b>	<b>327</b>	<b>172</b>	<b>45</b>	<b>47</b>	<b>37</b>	<b>14</b>	<b>11</b>	<b>1</b>	—	—	—	—	—										
484	Truck transportation .....	2 130	16 222	73 528	155	84	22	18	22	6	3	—	—	—	—	—	—										
4841	General freight trucking .....	743	5 648	25 469	64	33	9	9	11	2	—	—	—	—	—	—	—										
48411	General freight trucking, local .....	148	1 053	4 391	22	12	5	4	1	—	—	—	—	—	—	—	—										
484110	General freight trucking, local .....	148	1 053	4 391	22	12	5	4	1	—	—	—	—	—	—	—	—										
48412	General freight trucking, long-distance .....	595	4 595	21 078	42	21	4	5	10	2	—	—	—	—	—	—	—										
484121	General freight trucking, long-distance, TL ..	348	2 547	11 548	32	18	4	4	5	1	—	—	—	—	—	—	—										
484122	General freight trucking, long-distance, LTL ..	247	2 048	9 530	10	3	—	1	5	1	—	—	—	—	—	—	—										
4842	Specialized freight trucking .....	1 387	10 574	48 059	91	51	13	9	11	4	3	—	—	—	—	—	—										
48421	Used household & office goods moving .....	588	3 115	15 007	20	7	2	2	5	3	1	—	—	—	—	—	—										
484210	Used household & office goods moving .....	588	3 115	15 007	20	7	2	2	5	3	1	—	—	—	—	—	—										
48422	Specialized freight (exc used) trucking, local ..	234	1 495	7 333	47	32	8	2	2	—	—	—	—	—	—	—	—										
484220	Specialized freight (exc used) trucking, local ..	234	1 495	7 333	47	32	8	5	2	—	—	—	—	—	—	—	—										
48423	Specialized freight (exc used) trucking, LDist ..	565	5 964	25 719	24	12	3	2	4	1	2	—	—	—	—	—	—										
484230	Specialized freight (exc used) trucking, LDist ..	565	5 964	25 719	24	12	3	2	4	1	2	—	—	—	—	—	—										
485	Transit & ground passenger transportation .....	1 386	5 573	28 317	37	13	6	7	2	5	3	1	—	—	—	—	—										
4851	Urban transit systems .....	(F)	(D)	(D)	4	1	—	—	—	1	1	1	—	—	—	—	—										
48511	Urban transit systems .....	(F)	(D)	(D)	4	1	—	—	—	1	1	1	—	—	—	—	—										
4853	Taxi & limousine service .....	(C)	(D)	(D)	14	4	4	5	—	1	—	—	—	—	—	—	—										
48532	Limousine service .....	174	706	3 557	13	4	3	5	—	1	—	—	—	—	—	—	—										
485320	Limousine service .....	174	706	3 557	13	4	3	5	—	1	—	—	—	—	—	—	—										
4854	School & employee bus transportation .....	449	1 449	6 273	11	3	1	2	1	3	1	—	—	—	—	—	—										
48541	School & employee bus transportation .....	449	1 449	6 273	11	3	1	2	1	3	1	—	—	—	—	—	—										
485410	School & employee bus transportation .....	449	1 449	6 273	11	3	1	2	1	3	1	—	—	—	—	—	—										
4859	Oth transit & ground passenger transportation ..	(C)	(D)	(D)	5	2	1	—	1	—	1	—	—	—	—	—	—										
48599	Oth transit & ground passenger transportation ..	(C)	(D)	(D)	5	2	1	—	1	—	1	—	—	—	—	—	—										
488	Transportation support activities .....	1 055	7 620	29 076	62	32	13	7	6	1	3	—	—	—	—	—	—										
4881	Air transportation support activities .....	(E)	(D)	(D)	13	6	4	—	1	1	1	—	—	—	—	—	—										
48819	Other air transportation support activities .....	317	3 256	13 645	11	5	4	—	—	1	1	—	—	—	—	—	—										
488190	Other air transportation support activities .....	317	3 256	13 645	11	5	4	—	—	1	1	—	—	—	—	—	—										
4883	Water transportation support activities .....	459	2 808	7 749	14	6	3	2	1	—	2	—	—	—	—	—	—										
48832	Marine cargo handling .....	(E)	(D)	(D)	4	1	—	—	1	—	2	—	—	—	—	—	—										
492	Couriers & messengers .....	518	3 807	16 126	17	8	1	2	2	2	2	—	—	—	—	—	—										
4921	Couriers .....	(E)	(D)	(D)	9	5	—	1	1	1	1	—	—	—	—	—	—										
49211	Couriers .....	(E)	(D)	(D)	9	5	—	1	1	1	1	—	—	—	—	—	—										
4922	Local messengers & local delivery .....	(C)	(D)	(D)	8	3	1	1	1	1	1	—	—	—	—	—	—										
49221	Local messengers & local delivery .....	(C)	(D)	(D)	8	3	1	1	1	1	1	—	—	—	—	—	—										
493	Warehousing & storage .....	321	2 577	12 982	23	7	3	9	4	—	—	—	—	—	—	—	—										
4931	Warehousing & storage .....	321	2 577	12 982	23	7	3	9	4	—	—	—	—	—	—	—	—										
49311	General warehousing & storage .....	144	1 031	4 674	13	4	3	5	1	—	—	—	—	—	—	—	—										
493110	General warehousing & storage .....	144	1 031	4 674	13	4	3	5	1	—	—	—	—	—	—	—	—										
49319	Other warehousing & storage .....	(C)	(D)	(D)	7	2	—	3	2	—	—	—	—	—	—	—	—										

Note: Employment-size classes are indicated as follows: A—0 to 19; B—20 to 99; C—100 to 249; E—250 to 499; F—500 to 999; G—1,000 to 2,499; H—2,500 to 4,999; I—5,000 to 9,999; J—10,000 to 24,999; K—25,000 to 49,999; L—50,000 to 99,999; M—100,000 or more.

**Table 6. Counties—Employees, Payroll, and Establishments by Industry: 1999—Con.**

[Excludes most government employees, railroad employees, and self-employed persons. Size class 1 to 4 includes establishments with payroll, but no employees, during mid-March pay period. (D) denotes figures withheld to avoid disclosing data for individual companies; the data are included in broader industry totals. Detailed industries with 100 or more employees are shown if industry was not a (D). For explanation of terms, abbreviations, and data reliability/comparability, see introductory text]

NAICS code	Industry	Number of employees for week including March 12	Payroll (\$1,000)		Total number of establishments	Number of establishments by employment-size class									
			First quarter	Annual		1 to 4	5 to 9	10 to 19	20 to 49	50 to 99	100 to 249	250 to 499	500 to 999	1,000 or more	
<b>NEW CASTLE—Con.</b>															
<b>51</b>	<b>Information</b>	<b>6 662</b>	<b>66 947</b>	<b>309 518</b>	<b>225</b>	<b>134</b>	<b>22</b>	<b>21</b>	<b>30</b>	<b>7</b>	<b>6</b>	<b>1</b>	<b>3</b>	<b>1</b>	
5111	Publishing industries	931	9 867	44 025	43	26	6	4	6	—	—	—	1	—	
51111	Newspaper, periodical, book, database publishers	789	7 308	30 065	23	15	2	1	4	—	—	—	1	—	
51111	Newspaper publishers (F)	(D)	(D)	(D)	7	3	—	1	2	—	—	—	1	—	
5112	Software publishers	142	2 559	13 960	20	11	4	3	2	—	—	—	—	—	
51121	Software publishers	142	2 559	13 960	20	11	4	3	2	—	—	—	—	—	
511210	Software publishers	142	2 559	13 960	20	11	4	3	2	—	—	—	—	—	
512	Motion picture & sound recording industries	472	1 296	5 623	38	24	3	3	6	1	1	—	—	—	
5121	Motion picture & video industries (E)	(D)	(D)	(D)	33	20	3	2	6	1	1	—	—	—	
51213	Motion picture & video exhibition	401	827	2 902	11	1	—	2	6	1	1	—	—	—	
512131	Motion picture theaters (except drive-ins)	401	827	2 902	11	1	—	2	6	1	1	—	—	—	
513	Broadcasting & telecommunications	2 788	26 551	107 461	84	45	12	6	8	6	5	1	1	—	
5131	Radio & television broadcasting (E)	(D)	(D)	(D)	11	3	2	1	3	2	—	—	—	—	
51311	Radio broadcasting (C)	(D)	(D)	(D)	8	2	2	—	2	2	—	—	—	—	
5132	Cable networks & program distribution (F)	(D)	(D)	(D)	7	5	—	—	1	—	—	—	1	—	
51322	Cable & other program distribution (F)	(D)	(D)	(D)	6	4	—	—	1	—	—	—	1	—	
5133	Telecommunications (G)	(D)	(D)	(D)	66	37	10	5	4	4	5	1	—	—	
51331	Wired telecommunications carriers (G)	(D)	(D)	(D)	40	21	7	3	2	3	4	—	—	—	
51332	Wireless telecom carriers (exc satellite)	344	4 011	15 878	17	10	1	2	2	1	1	—	—	—	
51333	Telecommunications resellers	322	1 742	12 798	7	4	2	—	—	—	—	1	—	—	
513330	Telecommunications resellers	322	1 742	12 798	7	4	2	—	—	—	—	1	—	—	
514	Information & data processing services	2 471	29 233	152 409	60	39	1	8	10	—	—	—	1	1	
5141	Information services	262	1 981	9 416	35	25	1	5	4	—	—	—	—	—	
51419	Other information services	168	1 525	7 369	25	18	1	3	3	—	—	—	—	—	
5142	Data processing services	2 209	27 252	142 993	25	14	—	3	6	—	—	—	1	1	
51421	Data processing services	2 209	27 252	142 993	25	14	—	3	6	—	—	—	1	1	
514210	Data processing services	2 209	27 252	142 993	25	14	—	3	6	—	—	—	1	1	
<b>52</b>	<b>Finance &amp; insurance</b>	<b>33 818</b>	<b>440 643</b>	<b>1 769 242</b>	<b>1 285</b>	<b>862</b>	<b>172</b>	<b>105</b>	<b>71</b>	<b>24</b>	<b>26</b>	<b>8</b>	<b>13</b>	<b>4</b>	
522	Credit intermediation & related activities	24 321	318 583	1 259 993	492	250	103	60	30	14	18	7	6	4	
5221	Depository credit intermediation	15 701	240 518	959 216	214	78	65	41	9	5	7	4	1	4	
52211	Commercial banking	14 988	234 197	931 082	130	39	36	30	6	4	6	4	1	4	
522110	Commercial banking	14 988	234 197	931 082	130	39	36	30	6	4	6	4	1	4	
52212	Savings institutions	487	4 915	22 093	42	10	24	4	2	1	1	—	—	—	
522120	Savings institutions	487	4 915	22 093	42	10	24	4	2	1	1	—	—	—	
52213	Credit unions	226	1 406	6 041	42	29	5	7	1	—	—	—	—	—	
522130	Credit unions	226	1 406	6 041	42	29	5	7	1	—	—	—	—	—	
5222	Nondepository credit intermediation	7 254	67 752	255 181	223	134	31	15	19	8	9	3	4	—	
52221	Credit card issuing	4 761	41 109	159 418	29	4	2	4	3	6	5	1	4	—	
522210	Credit card issuing	4 761	41 109	159 418	29	4	2	4	3	6	5	1	4	—	
52222	Sales financing	943	12 234	42 194	48	34	5	2	4	—	2	1	—	—	
522220	Sales financing	943	12 234	42 194	48	34	5	2	4	—	2	1	—	—	
52229	Other nondepository credit intermediation	1 550	14 409	53 569	146	96	24	9	12	2	2	1	—	—	
522291	Consumer lending	705	6 354	26 211	59	43	14	—	—	—	1	1	—	—	
522292	Real estate credit	806	7 712	26 204	64	32	9	8	12	2	1	—	—	—	
5223	Activities related to credit intermediation	1 366	10 313	45 596	55	38	7	4	2	1	2	—	1	—	
52231	Mortgage & nonmortgage brokers	223	2 123	9 178	36	30	3	2	—	—	1	—	—	—	
522310	Mortgage & nonmortgage brokers	223	2 123	9 178	36	30	3	2	—	—	1	—	—	—	
52232	Financial clearinghouse & reserve activities (F)	(D)	(D)	(D)	5	1	1	—	—	1	1	—	1	—	
52239	Other credit intermediation activities (C)	(D)	(D)	(D)	14	7	3	2	2	—	—	—	—	—	
523	Security, commodity contracts & like activity	(H)	(D)	(D)	449	380	22	24	14	6	1	—	2	—	
5231	Scrt'y & comdty contracts intermed & brokerage (F)	(D)	(D)	(D)	75	52	5	8	7	2	1	—	—	—	
52312	Securities brokerage (F)	(D)	(D)	(D)	58	37	3	8	7	2	1	—	—	—	
5239	Other financial investment activities	(G)	(D)	(D)	374	328	17	16	7	4	—	—	2	—	
52391	Miscellaneous intermediation (E)	(D)	(D)	(D)	205	195	4	6	—	—	—	—	—	—	
52392	Portfolio management (G)	(D)	(D)	(D)	85	60	8	6	5	4	—	—	2	—	
52393	Investment advice (C)	(D)	(D)	(D)	66	58	5	1	2	—	—	—	—	—	
524	Insurance carriers & related activities	6 601	71 408	285 228	321	210	46	21	27	4	7	1	5	—	
5241	Insurance carriers	5 373	60 059	237 858	92	39	11	9	19	2	6	1	5	—	
52411	Direct life, health, medical insurance carriers	3 520	42 475	171 621	41	10	7	2	11	2	5	1	3	—	
52412	Other direct insurance carriers (G)	(D)	(D)	(D)	49	28	4	7	7	—	1	—	2	—	
5242	Agencies & other insurance related activities	1 228	11 349	47 370	229	171	35	12	8	2	1	—	—	—	
52421	Insurance agencies & brokerages	1 001	9 344	37 640	201	154	29	11	4	2	1	—	—	—	
524210	Insurance agencies & brokerages	1 001	9 344	37 640	201	154	29	11	4	2	1	—	—	—	
52429	Other insurance related activities	227	2 005	9 730	28	17	6	1	4	—	—	—	—	—	
<b>53</b>	<b>Real estate &amp; rental &amp; leasing</b>	<b>3 440</b>	<b>28 479</b>	<b>124 999</b>	<b>750</b>	<b>557</b>	<b>104</b>	<b>57</b>	<b>27</b>	<b>4</b>	<b>1</b>	<b>—</b>	<b>—</b>	<b>—</b>	
531	Real estate	1 869	15 643	64 411	424	322	62	22	15	3	—	—	—	—	
5311	Lessors of real estate	884	5 751	24 382	213	165	30	11	6	1	—	—	—	—	
53111	Lessors of residential buildings & dwellings	605	3 172	13 757	116	84	20	5	6	1	—	—	—	—	
531110	Lessors of residential buildings & dwellings	605	3 172	13 757	116	84	20	5	6	1	—	—	—	—	
531112	Lessors of nonres bldg (exc minwarehouses)	202	2 199	8 742	74	62	8	4	—	—	—	—	—	—	
5311120	Lessors of nonres bldg (exc minwarehouses)	202	2 199	8 742	74	62	8	4	—	—	—	—	—	—	
5312	Offices of real estate agents & brokers	447	5 926	22 409	117	89	21	3	3	1	—	—	—	—	
53121	Offices of real estate agents & brokers	447	5 926	22 409	117	89	21	3	3	1	—	—	—	—	
531210	Offices of real estate agents & brokers	447	5 926	22 409	117	89	21	3	3	1	—	—	—	—	
5313	Activities related to real estate	538	3 966	17 620	94	68	11	8	6	1	—	—	—	—	
53131	Real estate property managers	439	3 026	12 740	53	31	10	5	6	1	—	—	—	—	
531311	Residential property managers	400	2 827	11 706	38	19	8	4	6	1	—	—	—	—	

Note: Employment-size classes are indicated as follows: A—0 to 19; B—20 to 99; C—100 to 249; E—250 to 499; F—500 to 999; G—1,000 to 2,499; H—2,500 to 4,999; I—5,000 to 9,999; J—10,000 to 24,999; K—25,000 to 49,999; L—50,000 to 99,999; M—100,000 or more.

**Table 6. Counties—Employees, Payroll, and Establishments by Industry: 1999—Con.**

[Excludes most government employees, railroad employees, and self-employed persons. Size class 1 to 4 includes establishments with payroll, but no employees, during mid-March pay period. (D) denotes figures withheld to avoid disclosing data for individual companies; the data are included in broader industry totals. Detailed industries with 100 or more employees are shown if industry was not a (D). For explanation of terms, abbreviations, and data reliability/comparability, see introductory text]

NAICS code	Industry	Number of employees for week including March 12	Payroll (\$1,000)		Total number of establishments	Number of establishments by employment-size class									
			First quarter	Annual		1 to 4	5 to 9	10 to 19	20 to 49	50 to 99	100 to 249	250 to 499	500 to 999	1,000 or more	
<b>NEW CASTLE—Con.</b>															
<b>53</b>	<b>Real estate &amp; rental &amp; leasing—Con.</b>														
532	Rental & leasing services .....	(G)	(D)	(D)	131	50	35	35	10	—	1	—	—	—	
5321	Automotive equipment rental & leasing .....	(C)	(D)	(D)	19	10	5	3	1	—	—	—	—	—	
5322	Consumer goods rental .....	576	1 809	7 655	61	17	17	23	4	—	—	—	—	—	
53223	Video tape & disc rental .....	367	729	2 924	41	7	14	20	—	—	—	—	—	—	
532230	Video tape & disc rental .....	367	729	2 924	41	7	14	20	—	—	—	—	—	—	
53229	Other consumer goods rental .....	116	739	3 056	11	7	1	2	—	—	—	—	—	—	
5324	Commercial, industrial equip rental & leasing ...	398	4 193	18 434	37	20	6	5	5	—	1	—	—	—	
53241	Const, trans, mining equip rental & leasing ...	256	3 125	13 221	19	11	1	4	2	—	1	—	—	—	
53249	Oth commercial, industrial equip rental, lease .....	(C)	(D)	(D)	15	7	5	—	3	—	—	—	—	—	
533	Lessors of other nonfinancial intangible asset.....	(E)	(D)	(D)	195	185	7	—	2	1	—	—	—	—	
5331	Lessors of other nonfinancial intangible asset...	(E)	(D)	(D)	195	185	7	—	2	1	—	—	—	—	
53311	Lessors of other nonfinancial intangible asset.	(E)	(D)	(D)	195	185	7	—	2	1	—	—	—	—	
<b>54</b>	<b>Professional, scientific &amp; technical services.....</b>														
541	Professional, scientific & technical services.....	16 292	191 827	869 221	1 649	1 130	219	151	104	23	14	5	2	1	
5411	Legal services .....	2 858	35 056	174 174	271	152	49	38	23	4	5	—	—	—	
54111	Offices of lawyers .....	2 842	34 981	173 839	260	141	49	38	23	4	5	—	—	—	
541110	Offices of lawyers .....	2 842	34 981	173 839	260	141	49	38	23	4	5	—	—	—	
5412	Accounting, tax prep, bookkeep, payroll services .....	1 561	11 278	50 383	185	119	25	23	13	4	1	—	—	—	
54121	Accounting, tax prep, bookkeep, payroll services .....	1 561	11 278	50 383	185	119	25	23	13	4	1	—	—	—	
541211	Offices of certified public accountants .....	710	6 964	31 078	86	49	15	13	7	2	—	—	—	—	
541219	Other accounting services .....	387	2 451	12 396	62	48	4	5	3	2	—	—	—	—	
5413	Architectural, engineering & related services ...	2 301	25 193	110 802	233	139	42	23	22	6	—	1	—	—	
54131	Architectural services .....	217	2 107	10 883	29	14	7	4	4	—	—	—	—	—	
541310	Architectural services .....	217	2 107	10 883	29	14	7	4	4	—	—	—	—	—	
54132	Landscape architectural services .....	105	495	3 136	20	14	4	1	1	—	—	—	—	—	
541320	Landscape architectural services .....	105	495	3 136	20	14	4	1	1	—	—	—	—	—	
54133	Engineering services .....	1 588	19 303	82 696	135	80	21	16	12	5	—	1	—	—	
541330	Engineering services .....	1 588	19 303	82 696	135	80	21	16	12	5	—	1	—	—	
54138	Testing laboratories .....	(E)	(D)	(D)	23	9	7	1	5	1	—	—	—	—	
5414	Specialized design services .....	455	4 506	20 137	72	54	12	4	1	—	1	—	—	—	
54141	Interior design services .....	(C)	(D)	(D)	25	19	3	2	1	—	—	—	—	—	
54142	Industrial design services .....	(C)	(D)	(D)	3	1	—	1	—	—	1	—	—	—	
54143	Graphic design services .....	(C)	(D)	(D)	44	34	9	1	—	—	—	—	—	—	
5415	Computer systems design & related services ...	3 672	50 912	243 251	342	258	30	26	15	6	4	2	1	—	
54151	Computer systems design & related services .	3 672	50 912	243 251	342	258	30	26	15	6	4	2	1	—	
541511	Custom computer programming services ..	2 493	35 865	168 305	139	101	12	13	6	1	3	2	1	—	
541512	Computer systems design services .....	919	12 757	57 076	131	95	13	10	8	4	1	—	—	—	
5416	Management, sci & tech consulting services....	3 128	46 620	192 618	305	257	20	11	14	—	1	—	1	1	
54161	Management consulting services .....	2 695	42 647	174 082	204	176	14	5	6	—	1	—	1	1	
541611	Admin & gen management consulting services .....	2 296	40 167	161 913	105	90	6	2	5	—	—	—	1	1	
541613	Marketing consulting services .....	268	1 326	6 629	39	35	2	—	1	—	1	—	—	—	
54162	Environmental consulting services .....	244	1 991	9 509	31	20	3	3	5	—	—	—	—	—	
541620	Environmental consulting services .....	244	1 991	9 509	31	20	3	3	5	—	—	—	—	—	
54169	Oth scientific & technical consulting services .	189	1 982	9 027	70	61	3	3	3	—	—	—	—	—	
541690	Oth scientific & technical consulting services .....	189	1 982	9 027	70	61	3	3	3	—	—	—	—	—	
5417	Scientific R&D services .....	439	3 872	16 378	32	18	5	6	2	—	—	1	—	—	
54171	R&D in physical, engineering & life sciences..	(E)	(D)	(D)	26	14	4	5	2	—	—	1	—	—	
5418	Advertising & related services .....	954	8 688	35 484	79	47	17	6	5	2	1	1	—	—	
54181	Advertising agencies .....	(E)	(D)	(D)	31	17	8	2	3	1	—	—	—	—	
54184	Media representatives .....	(C)	(D)	(D)	3	—	—	2	—	—	1	—	—	—	
54186	Direct mail advertising .....	421	2 649	11 533	15	9	2	1	1	1	—	1	—	—	
541860	Direct mail advertising .....	421	2 649	11 533	15	9	2	1	1	1	—	1	—	—	
5419	Oth professional, scientific, technical services ..	924	5 702	25 994	130	86	19	14	9	1	1	—	—	—	
54192	Photographic services .....	317	2 582	10 820	33	25	6	1	—	—	1	—	—	—	
54194	Veterinary services .....	372	2 042	9 455	30	10	4	9	6	1	—	—	—	—	
541940	Veterinary services .....	372	2 042	9 455	30	10	4	9	6	1	—	—	—	—	
54199	All oth prof, scientific & technical services ....	(C)	(D)	(D)	56	45	6	3	2	—	—	—	—	—	
<b>55</b>	<b>Management of companies &amp; enterprises .</b>														
551	Management of companies & enterprises .....	20 103	400 311	1 365 483	2 009	1 862	58	31	21	14	11	3	5	4	
5511	Management of companies & enterprises .....	20 103	400 311	1 365 483	2 009	1 862	58	31	21	14	11	3	5	4	
55111	Management of companies & enterprises ....	20 103	400 311	1 365 483	2 009	1 862	58	31	21	14	11	3	5	4	
551114	Corp, subsidiary & regional managing offices .....	14 685	352 910	1 127 756	93	31	9	15	16	6	7	2	3	4	
<b>56</b>	<b>Admin, support, waste mgt, remediation services.....</b>														
561	Administrative & support services .....	22 686	104 195	447 413	840	463	113	96	80	28	39	14	7	—	
5611	Office administrative services .....	1 004	11 546	53 612	89	52	6	16	9	5	1	—	—	—	
56111	Office administrative services .....	1 004	11 546	53 612	89	52	6	16	9	5	1	—	—	—	
561110	Office administrative services .....	1 004	11 546	53 612	89	52	6	16	9	5	1	—	—	—	
5612	Facilities support services .....	(F)	(D)	(D)	4	2	—	1	—	—	—	—	1	—	
56121	Facilities support services .....	(F)	(D)	(D)	4	2	—	1	—	—	—	—	1	—	
5613	Employment services .....	8 845	38 821	151 938	116	41	10	6	18	8	24	7	2	—	
56131	Employment placement agencies .....	703	2 312	10 536	19	10	3	1	1	1	3	—	—	—	
561310	Employment placement agencies .....	703	2 312	10 536	19	10	3	1	1	1	3	—	—	—	
56132	Temporary help services .....	8 090	36 352	140 531	88	24	7	4	16	7	21	7	2	—	
561320	Temporary help services .....	8 090	36 352	140 531	88	24	7	4	16	7	21	7	2	—	

Note: Employment-size classes are indicated as follows: A—0 to 19; B—20 to 99; C—100 to 249; E—250 to 499; F—500 to 999; G—1,000 to 2,499; H—2,500 to 4,999; I—5,000 to 9,999; J—10,000 to 24,999; K—25,000 to 49,999; L—50,000 to 99,999; M—100,000 or more.

**Table 6. Counties—Employees, Payroll, and Establishments by Industry: 1999—Con.**

[Excludes most government employees, railroad employees, and self-employed persons. Size class 1 to 4 includes establishments with payroll, but no employees, during mid-March pay period. (D) denotes figures withheld to avoid disclosing data for individual companies; the data are included in broader industry totals. Detailed industries with 100 or more employees are shown if industry was not a (D). For explanation of terms, abbreviations, and data reliability/comparability, see introductory text]

NAICS code	Industry	Number of employees for week including March 12	Payroll (\$1,000)		Total number of establishments	Number of establishments by employment-size class									
			First quarter	Annual		1 to 4	5 to 9	10 to 19	20 to 49	50 to 99	100 to 249	250 to 499	500 to 999	1,000 or more	
<b>NEW CASTLE—Con.</b>															
<b>56</b>	<b>Admin, support, waste mgt, remediation services—Con.</b>														
561	Administrative & support services—Con.														
5614	Business support services	2 057	8 100	43 040	83	44	15	13	4	2	2	3	—	—	
56142	Telephone call centers	(G)	(D)	(D)	11	2	2	2	—	—	2	—	—	—	
56143	Business service centers	189	1 054	5 134	26	14	6	5	1	—	—	—	—	—	
561439	Oth business service centers (incl copy shops)	159	968	4 783	17	7	4	5	1	—	—	—	—	—	
56144	Collection agencies	418	2 527	12 264	18	9	5	2	—	1	—	1	—	—	
561440	Collection agencies	418	2 527	12 264	18	9	5	2	—	1	—	1	—	—	
56149	Other business support services	131	996	4 637	14	9	1	3	—	1	—	—	—	—	
5615	Travel arrangement & reservation services	(F)	(D)	(D)	76	38	18	11	6	2	1	—	—	—	
56151	Travel agencies	522	4 398	15 600	55	29	13	8	3	1	1	—	—	—	
561510	Travel agencies	522	4 398	15 600	55	29	13	8	3	1	1	—	—	—	
56159	Oth travel arrangement & reservation services	(C)	(D)	(D)	13	4	3	3	3	—	—	—	—	—	
5616	Investigation & security services	2 186	9 644	42 804	51	21	5	4	11	4	4	2	—	—	
56161	Investigation, guard & armored car services	1 793	6 779	30 727	29	12	3	1	5	2	4	2	—	—	
56162	Security systems services	393	2 865	12 077	22	9	2	3	6	2	—	—	—	—	
561621	Security systems services (except locksmiths)	326	2 474	10 383	14	5	—	2	5	2	—	—	—	—	
5617	Services to buildings & dwellings	4 953	14 033	66 124	348	219	49	39	26	6	5	2	2	—	
56171	Exterminating & pest control services	251	1 181	5 028	23	12	4	4	2	1	—	—	—	—	
561710	Exterminating & pest control services	251	1 181	5 028	23	12	4	4	2	1	—	—	—	—	
56172	Janitorial services	3 546	8 131	35 655	148	81	20	22	14	4	3	2	2	—	
561720	Janitorial services	3 546	8 131	35 655	148	81	20	22	14	4	3	2	2	—	
56173	Landscaping services	965	3 811	20 771	148	107	21	10	7	1	2	—	—	—	
561730	Landscaping services	965	3 811	20 771	148	107	21	10	7	1	2	—	—	—	
56174	Carpet & upholstery cleaning services	113	548	3 318	17	12	2	1	2	—	—	—	—	—	
561740	Carpet & upholstery cleaning services	113	548	3 318	17	12	2	1	2	—	—	—	—	—	
5619	Other support services	2 181	13 946	55 753	73	46	10	6	6	1	2	—	2	—	
56199	All other support services	(G)	(D)	(D)	59	39	9	3	4	—	2	—	2	—	
562	Waste management & remediation services	728	6 459	24 712	37	17	7	6	4	1	2	—	—	—	
5621	Waste collection	472	4 684	16 931	19	9	3	4	1	—	2	—	—	—	
56211	Waste collection	472	4 684	16 931	19	9	3	4	1	—	2	—	—	—	
5629	Remediation & oth waste management services	(C)	(D)	(D)	17	8	4	1	3	1	—	—	—	—	
56291	Remediation services	(C)	(D)	(D)	6	1	1	1	2	1	—	—	—	—	
<b>61</b>	<b>Educational services</b>	<b>4 862</b>	<b>28 440</b>	<b>115 271</b>	<b>160</b>	<b>59</b>	<b>21</b>	<b>30</b>	<b>20</b>	<b>14</b>	<b>14</b>	<b>2</b>	<b>—</b>	<b>—</b>	
611	Educational services	4 862	28 440	115 271	160	59	21	30	20	14	14	2	—	—	
6111	Elementary & secondary schools	2 825	16 031	65 620	53	4	3	15	11	8	12	—	—	—	
61111	Elementary & secondary schools	2 825	16 031	65 620	53	4	3	15	11	8	12	—	—	—	
611110	Elementary & secondary schools	2 825	16 031	65 620	53	4	3	15	11	8	12	—	—	—	
6112	Junior colleges	(E)	(D)	(D)	1	—	—	—	—	—	—	1	—	—	
61121	Junior colleges	(E)	(D)	(D)	1	—	—	—	—	—	—	1	—	—	
6113	Colleges, universities & professional schools	(F)	(D)	(D)	3	—	—	1	—	—	1	1	—	—	
61131	Colleges, universities & professional schools	(F)	(D)	(D)	3	—	—	1	—	—	1	1	—	—	
6114	Business schools & computer & mgt training	145	1 516	5 931	14	10	—	2	1	1	—	—	—	—	
61142	Computer training	109	1 053	4 034	7	5	—	—	1	1	—	—	—	—	
611420	Computer training	109	1 053	4 034	7	5	—	—	1	1	—	—	—	—	
6115	Technical & trade schools	177	1 408	5 915	13	7	2	3	—	—	1	—	—	—	
61151	Technical & trade schools	177	1 408	5 915	13	7	2	3	—	—	1	—	—	—	
6116	Other schools & instruction	813	2 732	11 026	68	35	12	9	7	5	—	—	—	—	
61161	Fine arts schools	275	876	3 507	20	9	5	3	1	2	—	—	—	—	
611610	Fine arts schools	275	876	3 507	20	9	5	3	1	2	—	—	—	—	
61169	All other schools & instruction	470	1 656	6 628	31	13	6	4	5	3	—	—	—	—	
<b>62</b>	<b>Health care and social assistance</b>	<b>28 305</b>	<b>215 409</b>	<b>960 639</b>	<b>1 240</b>	<b>495</b>	<b>317</b>	<b>217</b>	<b>134</b>	<b>39</b>	<b>28</b>	<b>3</b>	<b>3</b>	<b>4</b>	
621	Ambulatory health care services	9 445	92 908	437 143	873	383	260	133	73	18	3	2	1	—	
6211	Offices of physicians	3 376	45 144	224 827	412	192	126	54	34	6	—	—	—	—	
62111	Offices of physicians	3 376	45 144	224 827	412	192	126	54	34	6	—	—	—	—	
621111	Offices of physicians (exc mental health)	3 231	44 037	219 778	388	174	123	53	33	5	—	—	—	—	
621112	Offices of physicians, mental health	145	1 107	5 049	24	18	3	1	1	1	—	—	—	—	
6212	Offices of dentists	1 478	13 337	68 047	166	33	71	55	6	1	—	—	—	—	
62121	Offices of dentists	1 478	13 337	68 047	166	33	71	55	6	1	—	—	—	—	
621210	Offices of dentists	1 478	13 337	68 047	166	33	71	55	6	1	—	—	—	—	
6213	Offices of other health practitioners	771	5 143	23 985	151	97	35	14	4	1	—	—	—	—	
62131	Offices of chiropractors	162	1 124	5 170	41	27	11	3	—	—	—	—	—	—	
621310	Offices of chiropractors	162	1 124	5 170	41	27	11	3	—	—	—	—	—	—	
62132	Offices of optometrists	124	764	3 852	24	14	6	3	1	—	—	—	—	—	
621320	Offices of optometrists	124	764	3 852	24	14	6	3	1	—	—	—	—	—	
62133	Offices of other mental health practitioners	148	875	3 621	19	16	—	1	1	1	—	—	—	—	
621330	Offices of other mental health practitioners	148	875	3 621	19	16	—	1	1	1	—	—	—	—	
621334	Offices of PT, OT, speech therapy & audiology	224	1 721	7 910	43	25	13	3	2	—	—	—	—	—	
621340	Offices of PT, OT, speech therapy & audiology	224	1 721	7 910	43	25	13	3	2	—	—	—	—	—	
62139	Offices of all other health practitioners	113	659	3 432	24	15	5	4	—	—	—	—	—	—	
6214	Outpatient care centers	1 472	16 027	64 524	55	17	12	5	19	1	—	—	1	—	
62142	Outpatient mental health, substance abuse ctrs	(C)	(D)	(D)	9	2	3	1	3	—	—	—	—	—	
62149	Other outpatient care centers	1 300	15 071	60 665	41	13	7	4	15	1	—	—	1	—	
621498	All other outpatient care centers	1 057	13 468	52 899	28	8	7	3	8	1	—	—	1	—	
6215	Medical & diagnostic laboratories	373	4 145	16 978	46	24	14	2	4	2	—	—	—	—	
62151	Medical & diagnostic laboratories	373	4 145	16 978	46	24	14	2	4	2	—	—	—	—	

Note: Employment-size classes are indicated as follows: A—0 to 19; B—20 to 99; C—100 to 249; E—250 to 499; F—500 to 999; G—1,000 to 2,499; H—2,500 to 4,999; I—5,000 to 9,999; J—10,000 to 24,999; K—25,000 to 49,999; L—50,000 to 99,999; M—100,000 or more.

**Table 6. Counties—Employees, Payroll, and Establishments by Industry: 1999—Con.**

[Excludes most government employees, railroad employees, and self-employed persons. Size class 1 to 4 includes establishments with payroll, but no employees, during mid-March pay period. (D) denotes figures withheld to avoid disclosing data for individual companies; the data are included in broader industry totals. Detailed industries with 100 or more employees are shown if industry was not a (D). For explanation of terms, abbreviations, and data reliability/comparability, see introductory text]

NAICS code	Industry	Number of employees for week including March 12	Payroll (\$1,000)		Total number of establishments	Number of establishments by employment-size class									
			First quarter	Annual		1 to 4	5 to 9	10 to 19	20 to 49	50 to 99	100 to 249	250 to 499	500 to 999	1,000 or more	
<b>NEW CASTLE—Con.</b>															
<b>62</b>	<b>Health care and social assistance—Con.</b>														
	Ambulatory health care services—Con.														
621	Home health care services . . . . .	1 783	7 879	33 834	31	13	1	1	5	7	2	2	—	—	
62161	Home health care services . . . . .	1 783	7 879	33 834	31	13	1	5	7	2	2	—	—		
621610	Home health care services . . . . .	1 783	7 879	33 834	31	13	1	5	7	2	2	—	—		
6219	Other ambulatory health care services . . . . .	192	1 233	4 948	12	7	1	2	1	—	1	—	—		
62199	All other ambulatory health care services . . . . .	(C)	(D)	(D)	10	5	1	2	1	—	1	—	—		
622	Hospitals . . . . .	9 986	86 360	371 490	11	2	—	1	—	—	2	—	2		
6221	General medical & surgical hospitals . . . . .	9 144	79 368	343 378	7	1	—	—	—	—	1	—	1		
62211	General medical & surgical hospitals . . . . .	9 144	79 368	343 378	7	1	—	—	—	—	1	—	1		
622110	General medical & surgical hospitals . . . . .	9 144	79 368	343 378	7	1	—	—	—	—	1	—	1		
6222	Psychiatric & substance abuse hospitals . . . . .	(F)	(D)	(D)	3	1	—	—	—	—	1	—	1		
62221	Psychiatric & substance abuse hospitals . . . . .	(F)	(D)	(D)	3	1	—	—	—	—	1	—	1		
623	Nursing & residential care facilities . . . . .	4 326	20 056	85 756	66	10	3	11	12	10	19	1	—		
6231	Nursing care facilities . . . . .	2 247	10 853	45 815	20	1	—	1	1	3	14	—	—		
62311	Nursing care facilities . . . . .	2 247	10 853	45 815	20	1	—	1	1	3	14	—	—		
623110	Nursing care facilities . . . . .	2 247	10 853	45 815	20	1	—	1	1	3	14	—	—		
6232	Residential mental retardation, health facil . . . . .	(E)	(D)	(D)	16	3	2	5	3	2	1	—	—		
62321	Residential mental retardation facilities . . . . .	(E)	(D)	(D)	11	3	1	2	2	2	1	—	—		
6233	Community care facilities for the elderly . . . . .	1 503	6 331	28 173	18	3	—	2	3	5	4	1	—		
62331	Community care facilities for the elderly . . . . .	1 503	6 331	28 173	18	3	—	2	3	5	4	1	—		
6239	Other residential care facilities . . . . .	(C)	(D)	(D)	12	3	1	3	5	—	—	—	—		
62399	Other residential care facilities . . . . .	(C)	(D)	(D)	12	3	1	3	5	—	—	—	—		
624	Social assistance . . . . .	4 548	16 085	66 250	290	100	54	72	49	11	4	—	—		
6241	Individual & family services . . . . .	1 563	6 812	27 531	96	37	20	19	13	5	2	—	—		
62411	Child & youth services . . . . .	131	704	2 938	20	12	4	2	—	—	—	—	—		
624110	Child & youth services . . . . .	131	704	2 938	20	12	4	2	—	—	—	—	—		
62412	Services for elderly & disabled persons . . . . .	262	1 021	4 399	22	6	10	4	1	1	—	—	—		
624120	Services for elderly & disabled persons . . . . .	262	1 021	4 399	22	6	10	4	1	1	—	—	—		
62419	Other individual & family services . . . . .	1 170	5 087	20 194	54	19	6	13	10	4	2	—	—		
624190	Other individual & family services . . . . .	1 170	5 087	20 194	54	19	6	13	10	4	2	—	—		
6242	Community, emergency & other relief services . . . . .	243	993	4 407	18	7	1	6	3	1	—	—	—		
62422	Community housing services . . . . .	101	417	1 800	10	4	1	4	1	—	—	—	—		
6243	Vocational rehabilitation services . . . . .	744	2 514	11 182	19	7	2	2	5	1	2	—	—		
62431	Vocational rehabilitation services . . . . .	744	2 514	11 182	19	7	2	2	5	1	2	—	—		
624310	Vocational rehabilitation services . . . . .	744	2 514	11 182	19	7	2	2	5	1	2	—	—		
6244	Child day care services . . . . .	1 998	5 766	23 130	157	49	31	45	28	4	—	—	—		
62441	Child day care services . . . . .	1 998	5 766	23 130	157	49	31	45	28	4	—	—	—		
624410	Child day care services . . . . .	1 998	5 766	23 130	157	49	31	45	28	4	—	—	—		
<b>71</b>	<b>Arts, entertainment &amp; recreation . . . . .</b>														
711	Performing arts, spectator sports & related industries . . . . .	2 159	9 410	45 339	65	42	8	6	4	1	2	1	—		
7111	Performing arts companies . . . . .	(F)	(D)	(D)	21	9	5	2	2	—	2	1	—		
71111	Theater companies & dinner theaters . . . . .	558	1 135	4 718	10	2	4	1	1	—	1	—	—		
711110	Theater companies & dinner theaters . . . . .	558	1 135	4 718	10	2	4	1	1	—	1	—	—		
71113	Musical groups & artists . . . . .	(C)	(D)	(D)	8	5	1	—	1	—	1	—	—		
7112	Spectator sports . . . . .	(G)	(D)	(D)	17	14	—	1	1	—	—	—	1		
71121	Spectator sports . . . . .	(G)	(D)	(D)	17	14	—	1	1	—	—	—	1		
712	Museums, historical sites & like institutions . . . . .	893	4 717	19 615	20	8	3	2	4	1	1	—	—		
7121	Museums, historical sites & like institutions . . . . .	893	4 717	19 615	20	8	3	2	4	1	1	—	—		
71211	Museums . . . . .	(F)	(D)	(D)	13	5	—	1	4	1	1	—	—		
713	Amusement, gambling & recreation industries . . . . .	2 283	7 050	36 185	121	60	13	16	21	6	3	2	—		
7139	Other amusement & recreation industries . . . . .	2 246	6 963	35 884	115	55	13	16	20	6	3	2	—		
71391	Golf courses & country clubs . . . . .	953	3 671	18 719	20	7	—	1	5	4	2	1	—		
713910	Golf courses & country clubs . . . . .	953	3 671	18 719	20	7	—	1	5	4	2	1	—		
71393	Marinas . . . . .	(E)	(D)	(D)	3	1	—	—	1	—	1	—	—		
71394	Fitness & recreational sports centers . . . . .	691	1 337	5 706	55	26	7	11	8	2	1	—	—		
713940	Fitness & recreational sports centers . . . . .	691	1 337	5 706	55	26	7	11	8	2	1	—	—		
71395	Bowling centers . . . . .	(C)	(D)	(D)	9	1	2	1	5	—	—	—	—		
71399	All other amusement & recreation industries . . . . .	148	413	2 526	28	20	4	2	2	—	—	—	—		
713990	All other amusement & recreation industries . . . . .	148	413	2 526	28	20	4	2	2	—	—	—	—		
<b>72</b>	<b>Accommodation &amp; food services . . . . .</b>														
721	Accommodation . . . . .	2 444	11 824	50 246	54	21	6	12	7	4	2	1	—		
7211	Traveler accommodation . . . . .	(G)	(D)	(D)	52	20	5	12	7	4	2	1	—		
72111	Hotels (exc casino hotels) & motels . . . . .	(G)	(D)	(D)	50	20	5	12	7	3	2	1	—		
72112	Casino hotels . . . . .	(G)	(D)	(D)	1	—	—	—	—	—	—	—	1		
722	Food services & drinking places . . . . .	14 787	41 007	178 867	830	271	148	162	176	60	12	1	—		
7221	Full-service restaurants . . . . .	7 509	20 979	91 812	310	98	49	44	63	47	9	—	—		
72211	Full-service restaurants . . . . .	7 509	20 979	91 812	310	98	49	44	63	47	9	—	—		
722110	Full-service restaurants . . . . .	7 509	20 979	91 812	310	98	49	44	63	47	9	—	—		
7222	Limited-service eating places . . . . .	5 077	12 667	54 172	369	120	57	90	92	8	2	—	—		
72221	Limited-service eating places . . . . .	5 077	12 667	54 172	369	120	57	90	92	8	2	—	—		
722211	Limited-service eating places . . . . .	4 271	10 615	45 138	285	88	42	67	78	8	2	—	—		
722213	Snack & nonalcoholic beverage bars . . . . .	790	1 994	8 809	80	29	14	23	14	—	—	—	—		
7223	Special food services . . . . .	1 844	6 624	29 565	102	29	26	24	17	4	1	—	—		
72231	Food service contractors . . . . .	1 602	5 945	26 213	75	20	18	17	14	4	1	—	—		
722310	Food service contractors . . . . .	1 602	5 945	26 213	75	20	18	17	14	4	1	—	—		
72232	Caterers . . . . .	206	590	2 885	18	4	5	6	3	—	—	—	—		
722320	Caterers . . . . .	206	590	2 885	18	4	5	6	3	—	—	—	—		

Note: Employment-size classes are indicated as follows: A—0 to 19; B—20 to 99; C—100 to 249; E—250 to 499; F—500 to 999; G—1,000 to 2,499; H—2,500 to 4,999; I—5,000 to 9,999; J—10,000 to 24,999; K—25,000 to 49,999; L—50,000 to 99,999; M—100,000 or more.



**Table 6. Counties—Employees, Payroll, and Establishments by Industry: 1999—Con.**

[Excludes most government employees, railroad employees, and self-employed persons. Size class 1 to 4 includes establishments with payroll, but no employees, during mid-March pay period. (D) denotes figures withheld to avoid disclosing data for individual companies; the data are included in broader industry totals. Detailed industries with 100 or more employees are shown if industry was not a (D). For explanation of terms, abbreviations, and data reliability/comparability, see introductory text]

NAICS code	Industry	Number of employees for week including March 12	Payroll (\$1,000)		Total number of establishments	Number of establishments by employment-size class									
			First quarter	Annual		1 to 4	5 to 9	10 to 19	20 to 49	50 to 99	100 to 249	250 to 499	500 to 999	1,000 or more	
<b>NEW CASTLE—Con.</b>															
<b>72</b>	<b>Accommodation &amp; food services—Con.</b>														
722	Food services & drinking places—Con.														
7224	Drinking places (alcoholic beverages) . . . . .	357	737	3 318	49	24	16	4	4	1	—	—	—	—	
72241	Drinking places (alcoholic beverages) . . . . .	357	737	3 318	49	24	16	4	4	1	—	—	—	—	
722410	Drinking places (alcoholic beverages) . . . . .	357	737	3 318	49	24	16	4	4	1	—	—	—	—	
<b>81</b>	<b>Other services (except public administration) . . . . .</b>	<b>11 848</b>	<b>50 584</b>	<b>223 788</b>	<b>1 329</b>	<b>755</b>	<b>288</b>	<b>155</b>	<b>92</b>	<b>24</b>	<b>15</b>	—	—	—	
811	Repair & maintenance . . . . .	2 215	13 326	61 447	389	241	83	50	12	2	1	—	—	—	
8111	Automotive repair & maintenance . . . . .	1 537	8 784	38 921	271	157	68	37	8	1	—	—	—	—	
81111	Automotive mechanical & electrical R&M . . . . .	794	4 794	21 126	166	103	43	17	3	—	—	—	—	—	
811111	General automotive repair . . . . .	653	3 753	16 592	133	82	32	16	3	—	—	—	—	—	
81112	Automotive body, paint, interior & glass repair . . . . .	372	2 602	11 271	69	39	16	13	1	—	—	—	—	—	
811121	Automotive body, paint & interior R&M . . . . .	333	2 282	10 005	59	33	12	7	1	—	—	—	—	—	
81119	Other automotive R&M . . . . .	371	1 388	6 524	36	15	9	7	4	1	—	—	—	—	
811192	Car washes . . . . .	301	1 214	5 330	26	13	4	4	4	1	—	—	—	—	
8112	Electronic & precision equipment R&M . . . . .	149	1 115	5 191	33	24	4	4	1	—	—	—	—	—	
81121	Electronic & precision equipment R&M . . . . .	149	1 115	5 191	33	24	4	4	1	—	—	—	—	—	
8113	Commercial equipment (exc auto & elec) R&M . . . . .	326	2 251	11 854	42	25	5	8	3	1	—	—	—	—	
81131	Commercial equipment (exc auto & elec) R&M . . . . .	326	2 251	11 854	42	25	5	8	3	1	—	—	—	—	
811310	Commercial equipment (exc auto & elec) R&M . . . . .	326	2 251	11 854	42	25	5	8	3	1	—	—	—	—	
8114	Personal & household goods R&M . . . . .	203	1 176	5 481	43	35	6	1	—	—	1	—	—	—	
81141	Home, garden equipment & appliance R&M . . . . .	145	943	4 407	11	7	2	1	—	—	1	—	—	—	
811412	Appliance repair & maintenance . . . . .	136	909	4 300	7	4	1	1	—	—	1	—	—	—	
812	Personal & laundry services . . . . .	2 743	11 309	51 398	404	235	93	49	22	4	1	—	—	—	
8121	Personal care services . . . . .	1 564	5 452	24 585	228	125	55	32	14	2	—	—	—	—	
81211	Hair, nail & skin care services . . . . .	1 429	5 157	23 167	199	105	49	31	12	2	—	—	—	—	
812112	Beauty salons . . . . .	1 357	4 874	21 821	175	85	48	28	12	2	—	—	—	—	
81219	Other personal care services . . . . .	135	295	1 418	29	20	6	1	2	—	—	—	—	—	
8122	Death care services . . . . .	272	1 965	8 976	37	14	13	7	3	—	—	—	—	—	
81221	Funeral homes . . . . .	191	1 458	6 459	26	8	12	5	1	—	—	—	—	—	
812210	Funeral homes . . . . .	191	1 458	6 459	26	8	12	5	1	—	—	—	—	—	
8123	Drycleaning & laundry services . . . . .	697	2 936	13 126	82	50	17	8	5	1	1	—	—	—	
81232	Drycleaning & laundry services (exc coin-op) . . . . .	298	941	4 348	54	33	9	8	4	—	—	—	—	—	
812320	Drycleaning & laundry services (exc coin-op) . . . . .	298	941	4 348	54	33	9	8	4	—	—	—	—	—	
81233	Linen & uniform supply . . . . .	(E)	(D)	(D)	3	—	—	—	1	1	1	—	—	—	
8129	Other personal services . . . . .	210	956	4 711	57	46	8	2	—	1	—	—	—	—	
813	Religious, grantmaking, civic, prof & like organizations . . . . .	6 890	25 949	110 943	536	279	112	56	58	18	13	—	—	—	
8131	Religious organizations . . . . .	3 484	12 778	52 032	255	121	59	25	33	11	6	—	—	—	
81311	Religious organizations . . . . .	3 484	12 778	52 032	255	121	59	25	33	11	6	—	—	—	
813110	Religious organizations . . . . .	3 484	12 778	52 032	255	121	59	25	33	11	6	—	—	—	
8132	Grantmaking & giving services . . . . .	537	2 695	11 976	38	22	5	5	4	—	2	—	—	—	
81321	Grantmaking & giving services . . . . .	537	2 695	11 976	38	22	5	5	4	—	2	—	—	—	
813212	Voluntary health organizations . . . . .	297	1 326	5 747	12	2	3	4	2	—	1	—	—	—	
8133	Social advocacy organizations . . . . .	155	876	3 667	27	17	6	2	2	—	—	—	—	—	
81331	Social advocacy organizations . . . . .	155	876	3 667	27	17	6	2	2	—	—	—	—	—	
8134	Civic & social organizations . . . . .	1 642	3 998	18 075	73	34	11	8	11	5	4	—	—	—	
81341	Civic & social organizations . . . . .	1 642	3 998	18 075	73	34	11	8	11	5	4	—	—	—	
813410	Civic & social organizations . . . . .	1 642	3 998	18 075	73	34	11	8	11	5	4	—	—	—	
8139	Business, labor, political, like organizations . . . . .	1 072	5 602	25 193	143	85	31	16	8	2	1	—	—	—	
81391	Business associations . . . . .	199	1 747	7 276	28	20	4	2	1	1	—	—	—	—	
813910	Business associations . . . . .	199	1 747	7 276	28	20	4	2	1	1	—	—	—	—	
81392	Professional organizations . . . . .	156	1 250	6 501	18	13	2	2	—	1	—	—	—	—	
813920	Professional organizations . . . . .	156	1 250	6 501	18	13	2	2	—	1	—	—	—	—	
81393	Labor unions & similar labor organizations . . . . .	490	1 596	6 602	51	22	15	9	4	—	1	—	—	—	
813930	Labor unions & similar labor organizations . . . . .	490	1 596	6 602	51	22	15	9	4	—	1	—	—	—	
81399	Oth similar organizations (exc business, prof, labor, pol) . . . . .	(C)	(D)	(D)	38	25	9	1	3	—	—	—	—	—	
<b>95</b>	<b>Auxiliaries (exc corporate, subsidiary &amp; regional mgt) . . . . .</b>	<b>5 125</b>	<b>116 053</b>	<b>400 544</b>	<b>37</b>	<b>14</b>	<b>6</b>	<b>5</b>	<b>5</b>	—	<b>1</b>	<b>2</b>	<b>3</b>	<b>1</b>	
<b>99</b>	<b>Unclassified establishments . . . . .</b>	<b>214</b>	<b>719</b>	<b>6 672</b>	<b>244</b>	<b>232</b>	<b>8</b>	<b>4</b>	—	—	—	—	—	—	
<b>SUSSEX</b>															
	<b>Total . . . . .</b>	<b>48 677</b>	<b>248 427</b>	<b>1 145 728</b>	<b>4 516</b>	<b>2 567</b>	<b>999</b>	<b>533</b>	<b>280</b>	<b>87</b>	<b>34</b>	<b>7</b>	<b>4</b>	<b>5</b>	
<b>11</b>	<b>Forestry, fishing, hunting, and agriculture support . . . . .</b>	<b>222</b>	<b>680</b>	<b>3 062</b>	<b>23</b>	<b>11</b>	<b>6</b>	<b>3</b>	<b>2</b>	<b>1</b>	—	—	—	—	
115	Agriculture & forestry support activities . . . . .	191	537	2 482	14	5	3	3	2	1	—	—	—	—	
1152	Animal production support activities . . . . .	118	424	1 687	7	1	1	3	2	—	—	—	—	—	
11521	Animal production support activities . . . . .	118	424	1 687	7	1	1	3	2	—	—	—	—	—	
115210	Animal production support activities . . . . .	118	424	1 687	7	1	1	3	2	—	—	—	—	—	
<b>21</b>	<b>Mining . . . . .</b>	<b>(B)</b>	<b>(D)</b>	<b>(D)</b>	<b>2</b>	—	—	<b>1</b>	—	<b>1</b>	—	—	—	—	

Note: Employment-size classes are indicated as follows: A—0 to 19; B—20 to 99; C—100 to 249; E—250 to 499; F—500 to 999; G—1,000 to 2,499; H—2,500 to 4,999; I—5,000 to 9,999; J—10,000 to 24,999; K—25,000 to 49,999; L—50,000 to 99,999; M—100,000 or more.

**Table 6. Counties—Employees, Payroll, and Establishments by Industry: 1999—Con.**

[Excludes most government employees, railroad employees, and self-employed persons. Size class 1 to 4 includes establishments with payroll, but no employees, during mid-March pay period. (D) denotes figures withheld to avoid disclosing data for individual companies; the data are included in broader industry totals. Detailed industries with 100 or more employees are shown if industry was not a (D). For explanation of terms, abbreviations, and data reliability/comparability, see introductory text]

NAICS code	Industry	Number of employees for week including March 12	Payroll (\$1,000)		Total number of establishments	Number of establishments by employment-size class									
			First quarter	Annual		1 to 4	5 to 9	10 to 19	20 to 49	50 to 99	100 to 249	250 to 499	500 to 999	1,000 or more	
<b>SUSSEX—Con.</b>															
<b>22</b>	<b>Utilities</b>	<b>(E)</b>	<b>(D)</b>	<b>(D)</b>	<b>6</b>	<b>1</b>	<b>3</b>	—	—	—	<b>2</b>	—	—	—	
221	Utilities	(E)	(D)	(D)	6	1	3	—	—	—	2	—	—	—	
2211	Elec pwr generation, transmsn & distribution	(E)	(D)	(D)	2	—	—	—	—	—	2	—	—	—	
22111	Electric power generation	(C)	(D)	(D)	1	—	—	—	—	—	1	—	—	—	
22112	Electric pwr transmsn, control & distribution	(C)	(D)	(D)	1	—	—	—	—	—	1	—	—	—	
<b>23</b>	<b>Construction</b>	<b>3 865</b>	<b>20 582</b>	<b>97 010</b>	<b>658</b>	<b>447</b>	<b>121</b>	<b>55</b>	<b>25</b>	<b>7</b>	<b>3</b>	—	—	—	
233	Building, developing & general contracting	1 040	5 295	23 737	242	176	43	14	9	—	—	—	—	—	
2332	Residential building construction	784	3 797	17 502	210	155	38	14	3	—	—	—	—	—	
23321	Single-family housing construction	770	3 756	17 285	205	152	36	14	3	—	—	—	—	—	
233210	Single-family housing construction	770	3 756	17 285	205	152	36	14	3	—	—	—	—	—	
2333	Nonresidential building construction	(C)	(D)	(D)	20	11	3	—	6	—	—	—	—	—	
23332	Commercial & institutional bldg construction	201	1 215	5 143	18	10	3	—	5	—	—	—	—	—	
233320	Commercial & institutional bldg construction	201	1 215	5 143	18	10	3	—	5	—	—	—	—	—	
234	Heavy construction	495	2 863	15 568	29	14	5	3	3	3	1	—	—	—	
2341	Highway, street, bridge & tunnel construction	145	754	5 424	9	5	2	1	—	1	—	—	—	—	
23411	Highway & street construction	145	754	5 424	9	5	2	1	—	1	—	—	—	—	
234110	Highway & street construction	145	754	5 424	9	5	2	1	—	1	—	—	—	—	
2349	Other heavy construction	350	2 109	10 144	20	9	3	2	3	3	—	—	—	—	
23491	Water, sewer & pipeline construction	(C)	(D)	(D)	6	1	1	1	—	3	—	—	—	—	
23499	All other heavy construction	115	593	3 122	9	5	1	—	3	—	—	—	—	—	
234990	All other heavy construction	115	593	3 122	9	5	1	—	3	—	—	—	—	—	
235	Special trade contractors	2 330	12 424	57 705	387	257	73	38	13	4	2	—	—	—	
2351	Plumbing, heating & AC contractor	605	3 224	15 085	96	65	16	7	6	2	—	—	—	—	
23511	Plumbing, heating & AC contractor	605	3 224	15 085	96	65	16	7	6	2	—	—	—	—	
235110	Plumbing, heating & AC contractor	605	3 224	15 085	96	65	16	7	6	2	—	—	—	—	
2353	Electrical contractors	353	1 978	9 056	63	49	8	5	—	—	1	—	—	—	
23531	Electrical contractors	353	1 978	9 056	63	49	8	5	—	—	1	—	—	—	
235310	Electrical contractors	353	1 978	9 056	63	49	8	5	—	—	1	—	—	—	
2354	Masonry, drywall, insulation, tile contractors	395	2 126	9 610	63	45	9	5	2	2	—	—	—	—	
23541	Masonry & stone contractors	231	1 075	5 077	41	28	8	3	1	1	—	—	—	—	
235410	Masonry & stone contractors	231	1 075	5 077	41	28	8	3	1	1	—	—	—	—	
23542	Drywall, acoustical & insulation contractors	157	1 032	4 421	16	11	1	2	1	1	—	—	—	—	
235420	Drywall, acoustical & insulation contractors	157	1 032	4 421	16	11	1	2	1	1	—	—	—	—	
2355	Carpentry & floor contractors	298	1 769	7 814	46	32	9	3	1	—	1	—	—	—	
23551	Carpentry contractors	254	1 530	6 725	37	27	6	2	1	—	1	—	—	—	
235510	Carpentry contractors	254	1 530	6 725	37	27	6	2	1	—	1	—	—	—	
2357	Concrete contractors	203	940	5 452	24	9	6	8	1	—	—	—	—	—	
23571	Concrete contractors	203	940	5 452	24	9	6	8	1	—	—	—	—	—	
235710	Concrete contractors	203	940	5 452	24	9	6	8	1	—	—	—	—	—	
2359	Other special trade contractors	277	1 496	6 308	43	22	12	6	3	—	—	—	—	—	
23595	Bldg equip & oth mach installation contractor	113	796	3 155	8	1	3	2	2	—	—	—	—	—	
235950	Bldg equip & oth mach installation contractor	113	796	3 155	8	1	3	2	2	—	—	—	—	—	
23599	All other special trade contractors	105	431	1 852	15	6	5	3	1	—	—	—	—	—	
235990	All other special trade contractors	105	431	1 852	15	6	5	3	1	—	—	—	—	—	
<b>31-33</b>	<b>Manufacturing</b>	<b>10 010</b>	<b>63 147</b>	<b>274 471</b>	<b>137</b>	<b>42</b>	<b>26</b>	<b>19</b>	<b>30</b>	<b>8</b>	<b>4</b>	<b>3</b>	<b>1</b>	<b>4</b>	
311	Food mfg	6 060	27 533	121 095	31	8	4	4	4	4	2	1	1	3	
3111	Animal food mfg	(C)	(D)	(D)	5	—	—	1	2	2	—	—	—	—	
31111	Animal food mfg	(C)	(D)	(D)	5	—	—	1	2	2	—	—	—	—	
3114	Fruit & veg preserving & specialty food mfg	(E)	(D)	(D)	3	1	—	—	—	—	2	—	—	—	
31142	Fruit & veg canning, pickling & drying	(E)	(D)	(D)	3	1	—	—	—	—	2	—	—	—	
3116	Animal slaughtering & processing	(I)	(D)	(D)	12	1	2	3	—	1	—	1	1	3	
31161	Animal slaughtering & processing	(I)	(D)	(D)	12	1	2	3	—	1	—	1	1	3	
321	Wood product mfg	(C)	(D)	(D)	12	4	2	4	1	—	1	—	—	—	
3219	Other wood product mfg	165	624	2 564	6	2	1	2	—	—	1	—	—	—	
32199	All other wood product mfg	(C)	(D)	(D)	2	—	—	1	—	—	1	—	—	—	
325	Chemical mfg	1 836	22 231	92 683	10	3	—	—	3	2	—	1	—	1	
3252	Resin, syn rubber, artf & syn fibers, fil mfg	(G)	(D)	(D)	1	—	—	—	—	—	—	—	—	1	
32522	Artificial & synthetic fibers, filaments mfg	(G)	(D)	(D)	1	—	—	—	—	—	—	—	—	1	
3253	Pesticide, fertilizer & oth ag chemical mfg	(C)	(D)	(D)	3	1	—	—	1	1	—	—	—	—	
32531	Fertilizer mfg	(C)	(D)	(D)	3	1	—	—	1	1	—	—	—	—	
3254	Pharmaceutical & medicine mfg	(E)	(D)	(D)	2	—	—	—	1	—	—	1	—	—	
32541	Pharmaceutical & medicine mfg	(E)	(D)	(D)	2	—	—	—	1	—	—	1	—	—	
326	Plastics & rubber products mfg	176	1 185	5 188	8	3	—	2	2	1	—	—	—	—	
3261	Plastics product mfg	176	1 185	5 188	8	3	—	2	2	1	—	—	—	—	
32619	Other plastics product mfg	(C)	(D)	(D)	5	1	—	1	2	1	—	—	—	—	
327	Nonmetallic mineral product mfg	155	1 081	5 089	10	2	2	1	5	—	—	—	—	—	
3273	Cement & concrete product mfg	(C)	(D)	(D)	6	—	—	1	5	—	—	—	—	—	
332	Fabricated metal product mfg	180	1 262	6 118	15	8	2	1	4	—	—	—	—	—	
333	Machinery mfg	(C)	(D)	(D)	4	—	2	1	—	—	1	—	—	—	
3334	HVAC & commercial refrigeration equipment mfg	(C)	(D)	(D)	1	—	—	—	—	—	1	—	—	—	
33341	HVAC & commercial refrigeration equipment mfg	(C)	(D)	(D)	1	—	—	—	—	—	1	—	—	—	
339	Miscellaneous mfg	608	4 708	21 864	11	4	2	2	2	—	—	1	—	—	
3391	Medical equipment & supplies mfg	(F)	(D)	(D)	3	1	—	—	1	—	—	1	—	—	
33911	Medical equipment & supplies mfg	(F)	(D)	(D)	3	1	—	—	1	—	—	1	—	—	

Note: Employment-size classes are indicated as follows: A—0 to 19; B—20 to 99; C—100 to 249; E—250 to 499; F—500 to 999; G—1,000 to 2,499; H—2,500 to 4,999; I—5,000 to 9,999; J—10,000 to 24,999; K—25,000 to 49,999; L—50,000 to 99,999; M—100,000 or more.

**Table 6. Counties—Employees, Payroll, and Establishments by Industry: 1999—Con.**

[Excludes most government employees, railroad employees, and self-employed persons. Size class 1 to 4 includes establishments with payroll, but no employees, during mid-March pay period. (D) denotes figures withheld to avoid disclosing data for individual companies; the data are included in broader industry totals. Detailed industries with 100 or more employees are shown if industry was not a (D). For explanation of terms, abbreviations, and data reliability/comparability, see introductory text]

NAICS code	Industry	Number of employees for week including March 12	Payroll (\$1,000)		Total number of establishments	Number of establishments by employment-size class									
			First quarter	Annual		1 to 4	5 to 9	10 to 19	20 to 49	50 to 99	100 to 249	250 to 499	500 to 999	1,000 or more	
<b>SUSSEX—Con.</b>															
<b>42</b>	<b>Wholesale trade</b>	<b>1 408</b>	<b>9 396</b>	<b>42 288</b>	<b>166</b>	<b>81</b>	<b>33</b>	<b>33</b>	<b>16</b>	<b>3</b>	—	—	—	—	
421	Wholesale trade, durable goods	745	5 269	24 271	87	41	17	18	10	1	—	—	—	—	
4211	Motor vehicle, motor vehicle pt & supply whsle	120	709	2 881	14	6	3	3	2	—	—	—	—	—	
4213	Lumber & other construction materials whsle	119	811	4 545	9	4	—	2	3	—	—	—	—	—	
42131	Lumber, plywood, millwork & wood panel whsle	(C)	(D)	(D)	7	2	—	2	3	—	—	—	—	—	
4218	Machinery, equipment & supplies whsle	257	1 888	8 745	23	10	4	6	2	1	—	—	—	—	
42182	Farm & garden machinery & equipment whsle	152	986	4 540	7	2	1	2	1	1	—	—	—	—	
421820	Farm & garden machinery & equipment whsle	152	986	4 540	7	2	1	2	1	1	—	—	—	—	
422	Wholesale trade, nondurable goods	663	4 127	18 017	79	40	16	15	6	2	—	—	—	—	
4224	Grocery & related product whsle	301	1 997	8 236	29	14	6	3	5	1	—	—	—	—	
4227	Petroleum & petroleum products whsle	137	928	3 822	7	1	1	4	—	1	—	—	—	—	
4229	Miscellaneous nondurable goods whsle	113	633	3 247	18	10	3	4	1	—	—	—	—	—	
<b>44-45</b>	<b>Retail trade</b>	<b>9 853</b>	<b>40 020</b>	<b>187 242</b>	<b>1 073</b>	<b>499</b>	<b>325</b>	<b>150</b>	<b>69</b>	<b>25</b>	<b>4</b>	<b>1</b>	—	—	
441	Motor vehicle & parts dealers	1 398	8 367	40 801	131	54	36	22	15	3	1	—	—	—	
4411	Automobile dealers	913	6 158	29 720	63	26	11	10	12	3	1	—	—	—	
44111	New car dealers	652	4 745	23 623	20	2	1	4	9	3	1	—	—	—	
441110	New car dealers	652	4 745	23 623	20	2	1	4	9	3	1	—	—	—	
44112	Used car dealers	261	1 413	6 097	43	24	10	6	3	—	—	—	—	—	
441120	Used car dealers	261	1 413	6 097	43	24	10	6	3	—	—	—	—	—	
4412	Other motor vehicle dealers	240	1 056	6 124	23	6	8	6	3	—	—	—	—	—	
44122	Motorcycle & boat & other MV dealers	207	907	5 217	17	3	7	4	3	—	—	—	—	—	
441222	Boat dealers	151	694	4 212	13	2	6	3	2	—	—	—	—	—	
4413	Automotive parts, accessories & tire stores	245	1 153	4 957	45	22	17	6	—	—	—	—	—	—	
44131	Automotive parts, accessories & tire stores	221	1 006	4 227	38	17	15	6	—	—	—	—	—	—	
441310	Automotive parts, accessories & tire stores	221	1 006	4 227	38	17	15	6	—	—	—	—	—	—	
442	Furniture & home furnishing stores	703	3 431	16 891	72	29	25	12	5	—	1	—	—	—	
4421	Furniture stores	483	2 612	12 788	30	10	8	6	5	—	1	—	—	—	
44211	Furniture stores	483	2 612	12 788	30	10	8	6	5	—	1	—	—	—	
442110	Furniture stores	483	2 612	12 788	30	10	8	6	5	—	1	—	—	—	
4422	Home furnishings stores	220	819	4 103	42	19	17	6	—	—	—	—	—	—	
44229	Other home furnishings stores	163	513	2 396	26	7	14	5	—	—	—	—	—	—	
443	Electronics & appliance stores	132	737	2 874	25	13	9	3	—	—	—	—	—	—	
4431	Electronics & appliance stores	132	737	2 874	25	13	9	3	—	—	—	—	—	—	
444	Bldg material & garden equip & supp dealers	877	4 755	21 244	87	42	22	15	5	2	1	—	—	—	
4441	Building material & supplies dealers	773	4 282	18 822	65	29	16	12	5	2	1	—	—	—	
44411	Home centers	(C)	(D)	(D)	5	2	1	1	—	—	1	—	—	—	
44413	Hardware stores	115	455	1 985	10	2	4	2	2	—	—	—	—	—	
444130	Hardware stores	115	455	1 985	10	2	4	2	2	—	—	—	—	—	
44419	Other building material dealers	451	2 904	12 747	45	20	11	9	3	2	—	—	—	—	
444190	Other building material dealers	451	2 904	12 747	45	20	11	9	3	2	—	—	—	—	
4442	Lawn & garden equip & supplies stores	104	473	2 422	22	13	6	3	—	—	—	—	—	—	
445	Food & beverage stores	1 899	5 672	27 359	156	81	32	15	14	14	—	—	—	—	
4451	Grocery stores	1 592	4 990	23 552	68	21	10	9	14	14	—	—	—	—	
44511	Grocery (except convenience) stores	1 402	4 541	21 112	49	10	9	6	10	14	—	—	—	—	
445110	Grocery (except convenience) stores	1 402	4 541	21 112	49	10	9	6	10	14	—	—	—	—	
44512	Convenience stores	190	449	2 440	19	11	1	3	4	—	—	—	—	—	
445120	Convenience stores	190	449	2 440	19	11	1	3	4	—	—	—	—	—	
4453	Beer, wine & liquor stores	241	565	2 535	52	30	18	4	—	—	—	—	—	—	
44531	Beer, wine & liquor stores	241	565	2 535	52	30	18	4	—	—	—	—	—	—	
445310	Beer, wine & liquor stores	241	565	2 535	52	30	18	4	—	—	—	—	—	—	
446	Health & personal care stores	557	2 203	7 845	62	16	23	18	5	—	—	—	—	—	
4461	Health & personal care stores	557	2 203	7 845	62	16	23	18	5	—	—	—	—	—	
44611	Pharmacies & drug stores	383	1 638	5 224	28	2	5	17	4	—	—	—	—	—	
446110	Pharmacies & drug stores	383	1 638	5 224	28	2	5	17	4	—	—	—	—	—	
44619	Other health & personal care stores	101	304	1 380	18	8	9	—	1	—	—	—	—	—	
447	Gasoline stations	796	2 480	11 547	97	23	50	19	4	1	—	—	—	—	
4471	Gasoline stations	796	2 480	11 547	97	23	50	19	4	1	—	—	—	—	
44711	Gasoline stations with convenience stores	542	1 627	7 580	69	11	39	18	1	—	—	—	—	—	
447110	Gasoline stations with convenience stores	542	1 627	7 580	69	11	39	18	1	—	—	—	—	—	
44719	Other gasoline stations	254	853	3 967	28	12	11	1	3	1	—	—	—	—	
447190	Other gasoline stations	254	853	3 967	28	12	11	1	3	1	—	—	—	—	
448	Clothing & clothing accessories stores	1 248	3 780	19 720	178	86	58	24	8	2	—	—	—	—	
4481	Clothing stores	941	2 773	14 784	121	57	38	18	6	2	—	—	—	—	
44811	Men's clothing stores	169	662	3 415	15	6	3	5	—	1	—	—	—	—	
448110	Men's clothing stores	169	662	3 415	15	6	3	5	—	1	—	—	—	—	
44812	Women's clothing stores	266	723	3 799	46	23	17	5	1	—	—	—	—	—	
448120	Women's clothing stores	266	723	3 799	46	23	17	5	1	—	—	—	—	—	
44814	Family clothing stores	398	1 084	6 112	37	18	6	7	5	1	—	—	—	—	
448140	Family clothing stores	398	1 084	6 112	37	18	6	7	5	1	—	—	—	—	
4482	Shoe stores	219	644	3 221	30	11	12	5	2	—	—	—	—	—	
44821	Shoe stores	219	644	3 221	30	11	12	5	2	—	—	—	—	—	
448210	Shoe stores	219	644	3 221	30	11	12	5	2	—	—	—	—	—	
451	Sporting goods, hobby, book & music stores	109	308	1 857	48	40	7	1	—	—	—	—	—	—	

Note: Employment-size classes are indicated as follows: A—0 to 19; B—20 to 99; C—100 to 249; E—250 to 499; F—500 to 999; G—1,000 to 2,499; H—2,500 to 4,999; I—5,000 to 9,999; J—10,000 to 24,999; K—25,000 to 49,999; L—50,000 to 99,999; M—100,000 or more.

**Table 6. Counties—Employees, Payroll, and Establishments by Industry: 1999—Con.**

[Excludes most government employees, railroad employees, and self-employed persons. Size class 1 to 4 includes establishments with payroll, but no employees, during mid-March pay period. (D) denotes figures withheld to avoid disclosing data for individual companies; the data are included in broader industry totals. Detailed industries with 100 or more employees are shown if industry was not a (D). For explanation of terms, abbreviations, and data reliability/comparability, see introductory text]

NAICS code	Industry	Number of employees for week including March 12	Payroll (\$1,000)		Total number of establishments	Number of establishments by employment-size class																				
			First quarter	Annual		1 to 4	5 to 9	10 to 19	20 to 49	50 to 99	100 to 249	250 to 499	500 to 999	1,000 or more												
<b>SUSSEX—Con.</b>																										
<b>44-45 Retail trade—Con.</b>																										
452	General merchandise stores .....	1 116	3 644	15 283	38	9	19	—	6	2	1	1	—	—	—	—	—									
4521	Department stores .....	476	1 313	6 288	8	—	—	—	5	2	1	—	—	—	—	—	—									
45211	Department stores .....	476	1 313	6 288	8	—	—	—	5	2	1	—	—	—	—	—	—									
452110	Department stores .....	476	1 313	6 288	8	—	—	—	5	2	1	—	—	—	—	—	—									
4529	Other general merchandise stores .....	640	2 331	8 995	30	9	19	—	1	—	—	1	—	—	—	—	—									
45291	Warehouse clubs & superstores .....	(E)	(D)	(D)	1	—	—	—	—	—	—	1	—	—	—	—	—									
45299	All other general merchandise stores .....	(C)	(D)	(D)	29	9	19	—	1	—	—	—	—	—	—	—	—									
453	Miscellaneous store retailers .....	650	2 451	12 423	145	93	35	15	2	—	—	—	—	—	—	—	—									
4532	Office supplies, stationery & gift stores .....	228	548	2 916	56	40	10	5	1	—	—	—	—	—	—	—	—									
45322	Gift, novelty & souvenir stores .....	173	380	2 182	53	40	9	4	—	—	—	—	—	—	—	—	—									
453220	Gift, novelty & souvenir stores .....	173	380	2 182	53	40	9	4	—	—	—	—	—	—	—	—	—									
4539	Other miscellaneous store retailers .....	260	1 430	7 443	51	29	16	5	1	—	—	—	—	—	—	—	—									
45393	Manufactured (mobile) home dealers .....	133	946	4 135	21	9	7	4	1	—	—	—	—	—	—	—	—									
453930	Manufactured (mobile) home dealers .....	133	946	4 135	21	9	7	4	1	—	—	—	—	—	—	—	—									
454	Nonstore retailers .....	368	2 192	9 398	34	13	9	6	5	1	—	—	—	—	—	—	—									
4543	Direct selling establishments .....	306	2 008	8 362	28	11	7	5	4	1	—	—	—	—	—	—	—									
45431	Fuel dealers .....	(C)	(D)	(D)	19	4	7	5	2	1	—	—	—	—	—	—	—									
454312	Liquified petroleum gas (bottled gas) dealers .....	117	911	3 727	9	2	1	4	2	—	—	—	—	—	—	—	—									
<b>48-49</b>	<b>Transportation &amp; warehousing .....</b>	<b>999</b>	<b>5 527</b>	<b>24 453</b>	<b>180</b>	<b>127</b>	<b>30</b>	<b>12</b>	<b>8</b>	<b>2</b>	<b>1</b>	—	—	—	—	—	—									
484	Truck transportation .....	539	3 657	16 403	70	50	6	8	3	2	1	—	—	—	—	—	—									
4841	General freight trucking .....	257	1 823	8 689	33	21	2	6	3	1	—	—	—	—	—	—	—									
48412	General freight trucking, long-distance .....	220	1 665	7 795	16	6	2	4	3	1	—	—	—	—	—	—	—									
4842	Specialized freight trucking .....	282	1 834	7 714	37	29	4	2	—	1	1	—	—	—	—	—	—									
48422	Specialized freight (exc used) trucking, local .....	177	1 201	4 837	17	13	1	2	—	—	1	—	—	—	—	—	—									
484220	Specialized freight (exc used) trucking, local .....	177	1 201	4 837	17	13	1	2	—	—	1	—	—	—	—	—	—									
485	Transit & ground passenger transportation .....	277	481	1 924	81	58	19	2	2	—	—	—	—	—	—	—	—									
4854	School & employee bus transportation .....	(E)	(D)	(D)	74	53	18	1	2	—	—	—	—	—	—	—	—									
48541	School & employee bus transportation .....	(E)	(D)	(D)	74	53	18	1	2	—	—	—	—	—	—	—	—									
488	Transportation support activities .....	112	1 088	4 806	17	11	3	1	2	—	—	—	—	—	—	—	—									
<b>51</b>	<b>Information .....</b>	<b>656</b>	<b>4 793</b>	<b>19 752</b>	<b>66</b>	<b>33</b>	<b>11</b>	<b>14</b>	<b>6</b>	<b>2</b>	—	—	—	—	—	—	—									
511	Publishing industries .....	(C)	(D)	(D)	18	11	2	3	1	1	—	—	—	—	—	—	—									
5111	Newspaper, periodical, book, database publishers .....	(C)	(D)	(D)	16	9	2	3	1	1	—	—	—	—	—	—	—									
513	Broadcasting & telecommunications .....	(E)	(D)	(D)	31	15	3	7	5	1	—	—	—	—	—	—	—									
5131	Radio & television broadcasting .....	(C)	(D)	(D)	7	1	1	4	1	—	—	—	—	—	—	—	—									
51311	Radio broadcasting .....	(C)	(D)	(D)	7	1	1	4	1	—	—	—	—	—	—	—	—									
5133	Telecommunications .....	(C)	(D)	(D)	20	13	2	2	2	1	—	—	—	—	—	—	—									
51331	Wired telecommunications carriers .....	(C)	(D)	(D)	18	13	1	2	1	1	—	—	—	—	—	—	—									
<b>52</b>	<b>Finance &amp; insurance .....</b>	<b>1 650</b>	<b>12 340</b>	<b>52 713</b>	<b>156</b>	<b>78</b>	<b>52</b>	<b>18</b>	<b>6</b>	<b>1</b>	—	—	—	—	—	—	—									
522	Credit intermediation & related activities .....	1 375	10 124	41 304	81	23	38	13	5	1	—	—	—	—	—	—	—									
5221	Depository credit intermediation .....	1 235	8 868	36 334	55	9	30	10	4	1	—	—	—	—	—	—	—									
52211	Commercial banking .....	1 181	8 539	34 861	49	6	30	8	3	1	—	—	—	—	—	—	—									
522110	Commercial banking .....	1 181	8 539	34 861	49	6	30	8	3	1	—	—	—	—	—	—	—									
5222	Nondepository credit intermediation .....	113	1 018	4 169	18	9	6	2	1	—	—	—	—	—	—	—	—									
524	Insurance carriers & related activities .....	(C)	(D)	(D)	56	39	13	3	1	—	—	—	—	—	—	—	—									
5242	Agencies & other insurance related activities .....	(C)	(D)	(D)	50	34	12	3	1	—	—	—	—	—	—	—	—									
52421	Insurance agencies & brokerages .....	185	1 202	5 925	48	33	12	3	—	—	—	—	—	—	—	—	—									
524210	Insurance agencies & brokerages .....	185	1 202	5 925	48	33	12	3	—	—	—	—	—	—	—	—	—									
<b>53</b>	<b>Real estate &amp; rental &amp; leasing .....</b>	<b>905</b>	<b>4 688</b>	<b>22 185</b>	<b>222</b>	<b>161</b>	<b>40</b>	<b>17</b>	<b>3</b>	<b>1</b>	—	—	—	—	—	—	—									
531	Real estate .....	712	3 961	18 687	177	139	21	13	3	1	—	—	—	—	—	—	—									
5311	Lessors of real estate .....	397	1 879	9 270	78	63	7	5	2	1	—	—	—	—	—	—	—									
53111	Lessors of residential buildings & dwellings .....	121	516	2 450	31	26	2	2	1	—	—	—	—	—	—	—	—									
531110	Lessors of residential buildings & dwellings .....	121	516	2 450	31	26	2	2	1	—	—	—	—	—	—	—	—									
53119	Lessors of other real estate property .....	194	1 054	5 442	24	16	5	2	—	1	—	—	—	—	—	—	—									
531190	Lessors of other real estate property .....	194	1 054	5 442	24	16	5	2	—	1	—	—	—	—	—	—	—									
5312	Offices of real estate agents & brokers .....	217	1 389	6 647	68	51	11	6	—	—	—	—	—	—	—	—	—									
53121	Offices of real estate agents & brokers .....	217	1 389	6 647	68	51	11	6	—	—	—	—	—	—	—	—	—									
531210	Offices of real estate agents & brokers .....	217	1 389	6 647	68	51	11	6	—	—	—	—	—	—	—	—	—									
532	Rental & leasing services .....	(C)	(D)	(D)	43	20	19	4	—	—	—	—	—	—	—	—	—									
5322	Consumer goods rental .....	147	459	2 020	31	13	16	2	—	—	—	—	—	—	—	—	—									
53223	Video tape & disc rental .....	106	227	958	19	5	13	1	—	—	—	—	—	—	—	—	—									
532230	Video tape & disc rental .....	106	227	958	19	5	13	1	—	—	—	—	—	—	—	—	—									
<b>54</b>	<b>Professional, scientific &amp; technical services .....</b>	<b>1 029</b>	<b>6 156</b>	<b>30 208</b>	<b>255</b>	<b>180</b>	<b>47</b>	<b>22</b>	<b>6</b>	—	—	—	—	—	—	—	—									
541	Professional, scientific & technical services .....	1 029	6 156	30 208	255	180	47	22	6	—	—	—	—	—	—	—	—									
5411	Legal services .....	264	2 027	11 051	41	22	8	10	1	—	—	—	—	—	—	—	—									
54111	Offices of lawyers .....	(E)	(D)	(D)	39	20	8	10	1	—	—	—	—	—	—	—	—									
5412	Accounting, tax prep, bookkeep, payroll services .....	282	1 366	5 801	51	39	4	4	4	—	—	—	—	—	—	—	—									
54121	Accounting, tax prep, bookkeep, payroll services .....	282	1 366	5 801	51	39	4	4	4	—	—	—	—	—	—	—	—									
541211	Offices of certified public accountants .....	120	784	3 085	23	17	3	2	1	—	—	—	—	—	—	—	—									
5413	Architectural, engineering & related services .....	211	1 358	6 150	53	32	16	5	—	—	—	—	—	—	—	—	—									
5419	Oth professional, scientific, technical services .....	134	620	2 851	32	16	14	1	1	—	—	—	—	—	—	—	—									

Note: Employment-size classes are indicated as follows: A—0 to 19; B—20 to 99; C—100 to 249; E—250 to 499; F—500 to 999; G—1,000 to 2,499; H—2,500 to 4,999; I—5,000 to 9,999; J—10,000 to 24,999; K—25,000 to 49,999; L—50,000 to 99,999; M—100,000 or more.

**Table 6. Counties—Employees, Payroll, and Establishments by Industry: 1999—Con.**

[Excludes most government employees, railroad employees, and self-employed persons. Size class 1 to 4 includes establishments with payroll, but no employees, during mid-March pay period. (D) denotes figures withheld to avoid disclosing data for individual companies; the data are included in broader industry totals. Detailed industries with 100 or more employees are shown if industry was not a (D). For explanation of terms, abbreviations, and data reliability/comparability, see introductory text]

NAICS code	Industry	Number of employees for week including March 12	Payroll (\$1,000)		Total number of establishments	Number of establishments by employment-size class									
			First quarter	Annual		1 to 4	5 to 9	10 to 19	20 to 49	50 to 99	100 to 249	250 to 499	500 to 999	1,000 or more	
<b>SUSSEX—Con.</b>															
<b>55</b>	<b>Management of companies &amp; enterprises . . . . .</b>	<b>105</b>	<b>881</b>	<b>3 510</b>	<b>14</b>	<b>10</b>	<b>2</b>	<b>1</b>	—	<b>1</b>	—	—	—	—	
551	Management of companies & enterprises . . . . .	105	881	3 510	14	10	2	1	—	1	—	—	—	—	
5511	Management of companies & enterprises . . . . .	105	881	3 510	14	10	2	1	—	1	—	—	—	—	
55111	Management of companies & enterprises . . . . .	105	881	3 510	14	10	2	1	—	1	—	—	—	—	
<b>56</b>	<b>Admin, support, waste mgt, remediation services . . . . .</b>	<b>1 899</b>	<b>7 158</b>	<b>38 527</b>	<b>168</b>	<b>116</b>	<b>25</b>	<b>12</b>	<b>7</b>	<b>4</b>	<b>2</b>	<b>2</b>	—	—	
561	Administrative & support services . . . . .	1 794	6 209	34 631	158	109	23	12	7	3	2	2	—	—	
5613	Employment services . . . . .	744	2 273	15 037	9	1	—	—	3	2	2	1	—	—	
56131	Employment placement agencies . . . . .	(C)	(D)	(D)	4	—	—	—	2	2	—	—	—	—	
56132	Temporary help services . . . . .	(E)	(D)	(D)	3	1	—	—	—	—	2	—	—	—	
56133	Employee leasing services . . . . .	(E)	(D)	(D)	2	—	—	—	1	—	—	1	—	—	
5617	Services to buildings & dwellings . . . . .	802	2 723	14 364	102	77	11	10	3	—	—	1	—	—	
56172	Janitorial services . . . . .	523	1 788	8 696	36	26	5	3	1	—	—	1	—	—	
561720	Janitorial services . . . . .	523	1 788	8 696	36	26	5	3	1	—	—	1	—	—	
56173	Landscaping services . . . . .	210	634	3 919	46	36	3	5	2	—	—	—	—	—	
561730	Landscaping services . . . . .	210	634	3 919	46	36	3	5	2	—	—	—	—	—	
562	Waste management & remediation services . . . . .	105	949	3 896	10	7	2	—	—	1	—	—	—	—	
<b>61</b>	<b>Educational services . . . . .</b>	<b>(C)</b>	<b>(D)</b>	<b>(D)</b>	<b>18</b>	<b>7</b>	<b>4</b>	<b>5</b>	<b>2</b>	—	—	—	—	—	
611	Educational services . . . . .	(C)	(D)	(D)	18	7	4	5	2	—	—	—	—	—	
6111	Elementary & secondary schools . . . . .	(C)	(D)	(D)	8	1	2	3	2	—	—	—	—	—	
61111	Elementary & secondary schools . . . . .	(C)	(D)	(D)	8	1	2	3	2	—	—	—	—	—	
<b>62</b>	<b>Health care and social assistance . . . . .</b>	<b>7 048</b>	<b>43 067</b>	<b>192 542</b>	<b>357</b>	<b>166</b>	<b>112</b>	<b>45</b>	<b>13</b>	<b>6</b>	<b>11</b>	<b>1</b>	<b>2</b>	<b>1</b>	
621	Ambulatory health care services . . . . .	1 697	14 397	68 651	227	112	79	25	6	3	2	—	—	—	
6211	Offices of physicians . . . . .	826	9 332	45 890	132	62	52	14	2	2	—	—	—	—	
62111	Offices of physicians . . . . .	826	9 332	45 890	132	62	52	14	2	2	—	—	—	—	
621111	Offices of physicians (exc mental health) . . . . .	811	9 159	44 995	129	60	52	13	2	2	—	—	—	—	
6212	Offices of dentists . . . . .	156	1 132	5 589	24	7	11	5	1	—	—	—	—	—	
62121	Offices of dentists . . . . .	156	1 132	5 589	24	7	11	5	1	—	—	—	—	—	
621210	Offices of dentists . . . . .	156	1 132	5 589	24	7	11	5	1	—	—	—	—	—	
6213	Offices of other health practitioners . . . . .	(C)	(D)	(D)	35	22	10	2	1	—	—	—	—	—	
6214	Outpatient care centers . . . . .	103	755	3 362	8	1	3	3	1	—	—	—	—	—	
6216	Home health care services . . . . .	389	1 684	7 025	8	3	—	1	1	1	2	—	—	—	
62161	Home health care services . . . . .	389	1 684	7 025	8	3	—	1	1	1	2	—	—	—	
621610	Home health care services . . . . .	389	1 684	7 025	8	3	—	1	1	1	2	—	—	—	
622	Hospitals . . . . .	(H)	(D)	(D)	3	—	—	—	—	—	—	—	2	1	
6221	General medical & surgical hospitals . . . . .	(H)	(D)	(D)	3	—	—	—	—	—	—	—	2	1	
62211	General medical & surgical hospitals . . . . .	(H)	(D)	(D)	3	—	—	—	—	—	—	—	2	1	
623	Nursing & residential care facilities . . . . .	(G)	(D)	(D)	23	6	3	4	—	2	7	1	—	—	
6231	Nursing care facilities . . . . .	1 394	5 301	22 466	12	2	—	1	—	2	6	1	—	—	
62311	Nursing care facilities . . . . .	1 394	5 301	22 466	12	2	—	1	—	2	6	1	—	—	
623110	Nursing care facilities . . . . .	1 394	5 301	22 466	12	2	—	1	—	2	6	1	—	—	
6233	Community care facilities for the elderly . . . . .	(C)	(D)	(D)	2	1	—	—	—	—	1	—	—	—	
62331	Community care facilities for the elderly . . . . .	(C)	(D)	(D)	2	1	—	—	—	—	1	—	—	—	
624	Social assistance . . . . .	(G)	(D)	(D)	104	48	30	16	7	1	2	—	—	—	
6241	Individual & family services . . . . .	416	1 354	5 710	40	21	10	4	4	—	1	—	—	—	
62412	Services for elderly & disabled persons . . . . .	196	462	2 077	17	10	4	1	1	—	1	—	—	—	
624120	Services for elderly & disabled persons . . . . .	196	462	2 077	17	10	4	1	1	—	1	—	—	—	
62419	Other individual & family services . . . . .	160	575	2 254	16	7	4	3	2	—	—	—	—	—	
624190	Other individual & family services . . . . .	160	575	2 254	16	7	4	3	2	—	—	—	—	—	
6243	Vocational rehabilitation services . . . . .	(C)	(D)	(D)	3	1	1	—	—	—	1	—	—	—	
62431	Vocational rehabilitation services . . . . .	(C)	(D)	(D)	3	1	1	—	—	—	1	—	—	—	
6244	Child day care services . . . . .	391	980	4 140	54	23	18	10	3	—	—	—	—	—	
62441	Child day care services . . . . .	391	980	4 140	54	23	18	10	3	—	—	—	—	—	
624410	Child day care services . . . . .	391	980	4 140	54	23	18	10	3	—	—	—	—	—	
<b>71</b>	<b>Arts, entertainment &amp; recreation . . . . .</b>	<b>506</b>	<b>1 670</b>	<b>10 376</b>	<b>79</b>	<b>51</b>	<b>16</b>	<b>7</b>	<b>2</b>	<b>3</b>	—	—	—	—	
713	Amusement, gambling & recreation industries . . . . .	(E)	(D)	(D)	61	37	13	6	2	3	—	—	—	—	
7139	Other amusement & recreation industries . . . . .	424	1 230	6 907	54	33	12	4	2	3	—	—	—	—	
71391	Golf courses & country clubs . . . . .	282	920	4 812	11	3	2	1	2	3	—	—	—	—	
713910	Golf courses & country clubs . . . . .	282	920	4 812	11	3	2	1	2	3	—	—	—	—	
<b>72</b>	<b>Accommodation &amp; food services . . . . .</b>	<b>5 319</b>	<b>12 691</b>	<b>78 214</b>	<b>432</b>	<b>205</b>	<b>54</b>	<b>77</b>	<b>73</b>	<b>21</b>	<b>2</b>	—	—	—	
721	Accommodation . . . . .	639	1 382	10 060	72	40	8	13	9	2	—	—	—	—	
7211	Traveler accommodation . . . . .	(F)	(D)	(D)	61	32	6	12	9	2	—	—	—	—	
72111	Hotels (exc casino hotels) & motels . . . . .	590	1 202	8 402	56	27	6	12	9	2	—	—	—	—	
721110	Hotels (exc casino hotels) & motels . . . . .	590	1 202	8 402	56	27	6	12	9	2	—	—	—	—	
722	Food services & drinking places . . . . .	4 680	11 309	68 154	360	165	46	64	64	19	2	—	—	—	
7221	Full-service restaurants . . . . .	2 718	6 652	43 381	193	81	24	40	35	12	1	—	—	—	
72211	Full-service restaurants . . . . .	2 718	6 652	43 381	193	81	24	40	35	12	1	—	—	—	
722110	Full-service restaurants . . . . .	2 718	6 652	43 381	193	81	24	40	35	12	1	—	—	—	
7222	Limited-service eating places . . . . .	1 612	3 771	18 835	132	64	17	18	27	6	—	—	—	—	
72221	Limited-service eating places . . . . .	1 612	3 771	18 835	132	64	17	18	27	6	—	—	—	—	
722211	Limited-service restaurants . . . . .	1 377	3 208	15 720	93	41	13	10	23	6	—	—	—	—	
7224	Drinking places (alcoholic beverages) . . . . .	272	651	4 640	20	10	3	4	1	1	1	—	—	—	
72241	Drinking places (alcoholic beverages) . . . . .	272	651	4 640	20	10	3	4	1	1	1	—	—	—	
722410	Drinking places (alcoholic beverages) . . . . .	272	651	4 640	20	10	3	4	1	1	1	—	—	—	

Note: Employment-size classes are indicated as follows: A—0 to 19; B—20 to 99; C—100 to 249; E—250 to 499; F—500 to 999; G—1,000 to 2,499; H—2,500 to 4,999; I—5,000 to 9,999; J—10,000 to 24,999; K—25,000 to 49,999; L—50,000 to 99,999; M—100,000 or more.

**Table 6. Counties—Employees, Payroll, and Establishments by Industry: 1999—Con.**

[Excludes most government employees, railroad employees, and self-employed persons. Size class 1 to 4 includes establishments with payroll, but no employees, during mid-March pay period. (D) denotes figures withheld to avoid disclosing data for individual companies; the data are included in broader industry totals. Detailed industries with 100 or more employees are shown if industry was not a (D). For explanation of terms, abbreviations, and data reliability/comparability, see introductory text]

NAICS code	Industry	Number of employees for week including March 12	Payroll (\$1,000)		Total number of establishments	Number of establishments by employment-size class									
			First quarter	Annual		1 to 4	5 to 9	10 to 19	20 to 49	50 to 99	100 to 249	250 to 499	500 to 999	1,000 or more	
<b>81</b>	<b>SUSSEX—Con.</b>														
	<b>Other services (except public administration) .....</b>	<b>2 039</b>	<b>7 139</b>	<b>32 208</b>	<b>433</b>	<b>296</b>	<b>88</b>	<b>36</b>	<b>10</b>	<b>1</b>	<b>2</b>	—	—	—	—
811	Repair & maintenance .....	559	2 730	11 899	128	81	30	16	1	—	—	—	—	—	—
8111	Automotive repair & maintenance .....	350	1 735	7 761	82	50	22	10	—	—	—	—	—	—	—
81111	Automotive mechanical & electrical R&M .....	244	1 184	5 142	57	35	14	8	—	—	—	—	—	—	—
811111	General automotive repair .....	205	969	4 268	48	29	12	7	—	—	—	—	—	—	—
8113	Commercial equipment (exc auto & elec) R&M .....	125	663	2 816	20	9	7	3	1	—	—	—	—	—	—
81131	Commercial equipment (exc auto & elec) R&M .....	125	663	2 816	20	9	7	3	1	—	—	—	—	—	—
811310	Commercial equipment (exc auto & elec) R&M .....	125	663	2 816	20	9	7	3	1	—	—	—	—	—	—
812	Personal & laundry services .....	490	1 666	8 192	115	77	25	9	4	—	—	—	—	—	—
8121	Personal care services .....	289	843	4 199	68	47	12	7	2	—	—	—	—	—	—
81211	Hair, nail & skin care services .....	280	830	4 069	64	44	11	7	2	—	—	—	—	—	—
812112	Beauty salons .....	265	789	3 914	58	39	11	6	2	—	—	—	—	—	—
8123	Drycleaning & laundry services .....	111	386	2 011	21	11	7	1	2	—	—	—	—	—	—
813	Religious, grantmaking, civic, prof & like organizations .....	990	2 743	12 117	190	138	33	11	5	1	2	—	—	—	—
8131	Religious organizations .....	475	1 206	5 340	104	73	18	10	3	—	—	—	—	—	—
81311	Religious organizations .....	475	1 206	5 340	104	73	18	10	3	—	—	—	—	—	—
813110	Religious organizations .....	475	1 206	5 340	104	73	18	10	3	—	—	—	—	—	—
8132	Grantmaking & giving services .....	(C)	(D)	(D)	6	5	—	—	—	—	1	—	—	—	—
81321	Grantmaking & giving services .....	(C)	(D)	(D)	6	5	—	—	—	—	1	—	—	—	—
8134	Civic & social organizations .....	280	513	2 309	19	9	5	1	2	1	1	—	—	—	—
81341	Civic & social organizations .....	280	513	2 309	19	9	5	1	2	1	1	—	—	—	—
813410	Civic & social organizations .....	280	513	2 309	19	9	5	1	2	1	1	—	—	—	—
8139	Business, labor, political, like organizations .....	106	495	2 540	56	48	8	—	—	—	—	—	—	—	—
<b>95</b>	<b>Auxiliaries (exc corporate, subsidiary &amp; regional mgt) .....</b>	<b>(F)</b>	<b>(D)</b>	<b>(D)</b>	<b>11</b>	—	<b>2</b>	<b>4</b>	<b>2</b>	—	<b>3</b>	—	—	—	—
<b>99</b>	<b>Unclassified establishments .....</b>	<b>(B)</b>	<b>(D)</b>	<b>(D)</b>	<b>60</b>	<b>56</b>	<b>2</b>	<b>2</b>	—	—	—	—	—	—	—

Note: Employment-size classes are indicated as follows: A—0 to 19; B—20 to 99; C—100 to 249; E—250 to 499; F—500 to 999; G—1,000 to 2,499; H—2,500 to 4,999; I—5,000 to 9,999; J—10,000 to 24,999; K—25,000 to 49,999; L—50,000 to 99,999; M—100,000 or more.

## **Description of Publications Issued in Previous Years**

### **1974 through 1997**

Data are provided for mid-March employment, first-quarter and annual payrolls, and establishments, by industry, for each county in the state and, in a separate report, for the United States. Data are included for every industry having a significant number of employees or establishments. Refer to General Explanation for a description of the types of employment covered.

### **1964 through 1973**

Data are provided for first-quarter reporting units, employment, and taxable payrolls for each county and metropolitan area in the state and, in a separate report, for the United States. Data are included for every industry having a significant number of employees or reporting units.

### **1959 and 1962**

Data are provided for first-quarter reporting units, employment, and taxable payrolls for each county in the state and, in a separate report, for the United States. Data are included for every industry having a significant number of employees or reporting units. Data are combined for some counties in eight states.

### **1956**

Data are provided for first-quarter reporting units, employment, and taxable payrolls for each county in the state and, in a separate report, for the United States. Data are included for SIC economic divisions, major groups, and selected three-digit SICs. Data are combined for some counties in eight states.

### **1949 and 1950**

Data are provided for first-quarter manufacturing establishments, employment, and taxable payrolls for each large county in the state and, in a separate report, for the United States. Data are included for manufacturing major industry groups and selected three-digit SICs. Manufacturing totals are included for small counties. Data are combined for some counties in eight states.

### **1947, 1948, 1951, and 1953**

Data are provided for first-quarter reporting units, employment, and taxable payrolls for each large county in the state and, in a separate report, for the United States. Data are included for SIC economic divisions, major groups, and selected three-digit SICs. Economic division totals are included for small counties. Data are combined for some counties in eight states.

### **1946**

Data are provided for first-quarter reporting units, employment, and taxable payrolls for each large county in the state and, in a separate report, for the United States. Data are included for SIC economic divisions and major groups. Economic division totals are included for small counties. Data are combined for some counties in eight states.

### **Availability**

The most recent edition of County Business Patterns can be examined on the Internet at [www.census.gov](http://www.census.gov). Editions prior to 1993 are available in depository libraries for Federal publications, which are conveniently located in all areas of the country.

For information on the coverage of individual series, write to Chief, Economic Planning and Coordination Division, U.S. Census Bureau, Washington, DC 20233.