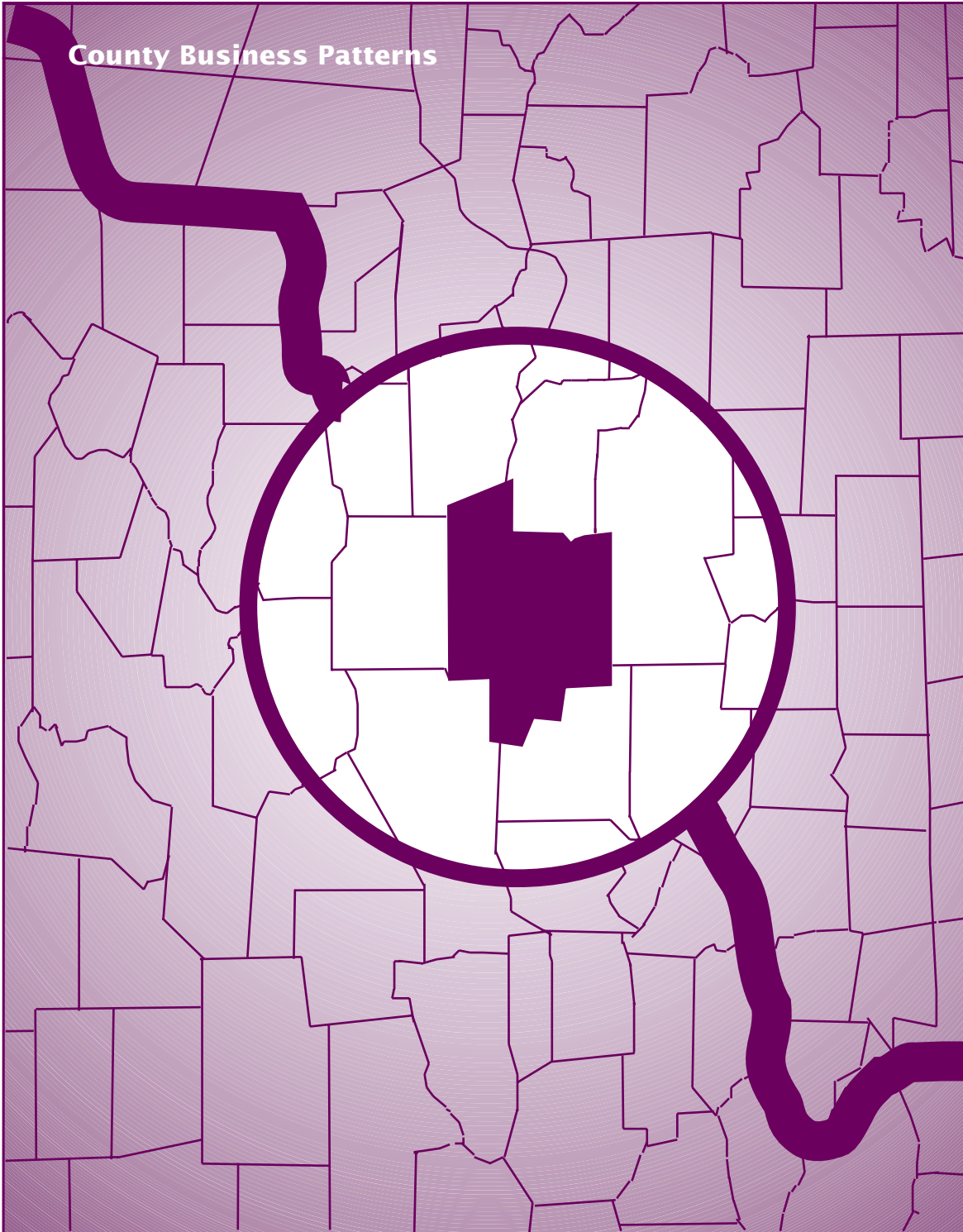


# Connecticut

# 1999

Issued April 2001

CBP/99-8



**USCENSUSBUREAU**

*Helping You Make Informed Decisions*

U.S. Department of Commerce  
Economics and Statistics Administration  
U.S. CENSUS BUREAU



## ACKNOWLEDGMENTS

This report was prepared under the general direction of **Carl A. Konschnik**, Assistant Division Chief for Research and Methodology, Economic Planning and Coordination Division. **Paul Hanczaryk**, Chief, Register Analysis Branch, supervised the preparation of this report and was assisted by **Phil Thompson** and **Gerald Feuer**. **Kasey Dickenson**, **Yolanda Funderburk**, **Mary Green**, **Mary Hogan**, **Marilyn Italiano**, **Alan Pines**, and **Jon Youngman** contributed in resolving establishment processing problems and in data analysis.

Additional data analysis was provided by the staffs of **Lawrence A. Blum**, Assistant Division Chief for Collection Activities, Economic Planning and Coordination Division, assisted by **David Eade**; and **Carlene Bottorff**, Chief, Economic Projects Branch, National Processing Center, assisted by **Marsha Sowders** and **Anita Coomes**. Statistical methodology and quality assurance operations were performed by **Ken Sausman**, **Michael Kornbau**, **Thomas Cevis**, and **Roberta Custard**.

**Steven McCraith**, Chief, Census Related Surveys Branch, Economic Statistical Methods and Programming Division, assisted

by **Dan Vacca**, supervised computer support operations. **Ed Carr** was assigned primary responsibility for programming this report. **Jerry Richards** provided additional support for computer operations.

**David Chapman** of the Economic Statistical Methods and Programming Division contributed to the editing system and provided other methodological improvements.

**Kim D. Ottenstein**, **Bernadette J. Gayle**, and **Laurene V. Qualls** of the Administrative and Customer Services Division, **Walter C. Odom**, Chief, provided publications and printing management, graphics design and composition, and editorial review for print and electronic media. General direction and production management were provided by **Michael G. Garland**, Assistant Chief, and **Gary J. Lauffer**, Chief, Publications Services Branch.

Special acknowledgment is also due the many businesses whose cooperation has contributed to the publication of these data.

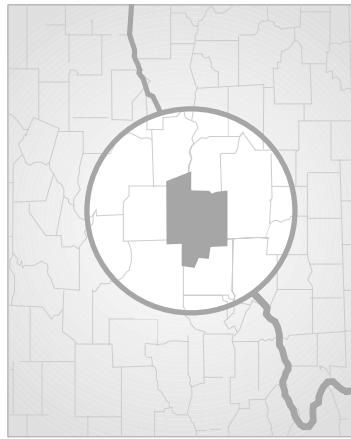
---

# Connecticut 1999

Issued April 2001

CBP/99-8

## County Business Patterns



**U.S. Department of Commerce**  
**Donald L. Evans,**  
Secretary

**Economics  
and Statistics  
Administration**  
**J. Lee Price,**  
Acting Under Secretary for  
Economic Affairs

**U.S. CENSUS BUREAU**  
**William G. Barron, Jr.,**  
Acting Director

---

SUGGESTED CITATION

U.S. Census Bureau,  
County Business Patterns 1999

**CONNECTICUT**

Washington, DC, 2000



**Economics  
and Statistics  
Administration**

**J. Lee Price,**  
Acting Under Secretary  
for Economic Affairs



**U.S. CENSUS BUREAU**

**William G. Barron, Jr.,**  
Acting Director

**William G. Barron, Jr.,**  
Deputy Director

**Paula J. Schneider,**  
Principal Associate Director  
for Programs

**Frederick T. Knickerbocker,**  
Associate Director  
for Economic Programs

**Thomas L. Mesenbourg,**  
Assistant Director  
for Economic Programs

**Shirin A. Ahmed,**  
Chief, Economic  
Planning and Coordination  
Division

## CONTENTS

---

### GENERAL EXPLANATION

Introduction .....	V
Industry Classifications .....	V
Data Products .....	V
Sources of Data .....	VI
Definitions of Basic Data Items .....	VI
Industry and Geography Classifications .....	VII
Comparability With Other Data .....	VII
Data Withheld From Publication .....	VII
Reliability of Data .....	VII
Abbreviations and Symbols .....	VII
State Map .....	IX

### TABLES

1. The State—Establishments, Employees, and Payroll by Major Group: 1999 and 1998 .....	1
2. The State—Employees, Payroll, and Establishments by Industry: 1999 .....	3
3. The State—Employees and Annual Payroll by Employment-Size Class: 1999 .....	30
4. The State—Establishments With 1,000 Employees or More by Major Group and Employment-Size Class: 1999 .....	35
5. The State—Employees, Payroll, and Establishments by County: 1999 and 1998 .....	36
6. Counties—Employees, Payroll, and Establishments by Industry: 1999 .....	37

Description of Pubs Issued in Previous Years—Inside Back Cover

# General Explanation

---

## INTRODUCTION

County Business Patterns is an annual series that provides subnational economic data by industry. The series is useful for studying the economic activity of small areas; analyzing economic changes over time; and as a benchmark for statistical series, surveys, and databases between economic censuses. Businesses use the data for analyzing market potential, measuring the effectiveness of sales and advertising programs, setting sales quotas, and developing budgets. Government agencies use the data for administration and planning.

County Business Patterns covers most of the country's economic activity. The series excludes data on self-employed individuals, employees of private households, railroad employees, agricultural production employees, and most government employees.

This series has been published annually since 1964 and at irregular intervals dating back to 1946. The comparability of data over time may be affected by definitional changes in establishments, activity status, and industrial classifications. For more details on these changes, see the section "Comparability With Other Data."

## INDUSTRY CLASSIFICATIONS

Data from the County Business Patterns series are published primarily on the basis of the North American Industry Classification System (NAICS). Earlier County Business Patterns data were published according to the Standard Industrial Classification (SIC) system. While many of the individual NAICS industries correspond directly to industries as defined under the SIC system, most of the aggregate NAICS groupings do not.

Particular care should be taken in comparing data for retail trade, wholesale trade, and manufacturing, which are sector titles used in both NAICS and SIC, but cover somewhat different groups of industries. For more information on NAICS and changes from the SIC system, go to [www.census.gov/epcd/www/naics.html](http://www.census.gov/epcd/www/naics.html)

The 1999 County Business Patterns series includes the following NAICS sectors:

<i>Sector</i>	<i>Description</i>
11	Forestry, Fishing, Hunting, and Agriculture Support
21	Mining
22	Utilities
23	Construction

<i>Sector</i>	<i>Description</i>
31-33	Manufacturing
42	Wholesale Trade
44-45	Retail Trade
48-49	Transportation and Warehousing
51	Information
52	Finance and Insurance
53	Real Estate and Rental and Leasing
54	Professional, Scientific, and Technical Services
55	Management of Companies and Enterprises
56	Administrative and Support and Waste Management and Remediation Services
61	Educational Services
62	Health Care and Social Assistance
71	Arts, Entertainment, and Recreation
72	Accommodation and Food Services
81	Other Services (except Public Administration)
95	Auxiliaries (except corporate, subsidiary, and regional management)
99	Unclassified

County Business Patterns data are tabulated by industry as defined in the manual entitled *North American Industry Classification System: United States, 1997* with some exceptions. Data for auxiliary establishments (except corporate, subsidiary, and regional managing offices) will be tabulated in a separate category (Sector 95).

The 1999 County Business Patterns covers all NAICS industries except crop and animal production (NAICS 111,112), rail transportation (NAICS 482), National Postal Service (NAICS 491), pension, health, welfare, and vacation funds (NAICS 525110, 525120, 525190), trusts, estates, and agency accounts (NAICS 525920), private households (NAICS 814), and public administration (NAICS 92).

## DATA PRODUCTS

### Reports

The County Business Patterns data series includes a separate printed report for each state, the District of Columbia, Puerto Rico, and the United States. Individual state reports present payroll and employment data for the state and counties by industry. The reports also include the number of establishments by industry and employment size class.

---

The United States report presents similar data for the country as a whole. In addition, the U.S. report provides employment and payroll data by employment size class for major industry groups.

Data for industries with fewer than 100 employees, as well as data for detailed industries withheld to avoid disclosing data for individual companies, are not shown in the printed reports. However, these data are available on CD-ROM and other computer products.

### **Electronic Data Formats**

County Business Patterns series data are available on CD-ROM, computer tapes and diskettes. The CD-ROM also includes software for creating County Business Patterns data files compatible with popular database and spreadsheet software. In addition, ZIP Code Business Patterns data are available on CD-ROM and are available shortly after the release of County Business Patterns, and include the number of establishments by NAICS industry.

Publications also are available in Portable Document Format (PDF) at [www.census.gov/prod/www/abs/cbptotal.html](http://www.census.gov/prod/www/abs/cbptotal.html). In order to view these files, you will need the Adobe(R) Acrobat(R) Reader, which is available for free from the Adobe web site at [www.adobe.com](http://www.adobe.com). Alternatively, the Census Bureau will print the publication, give it a glue binding, and ship it to you for a fee.

For information and options to order County Business Patterns data products, contact:

Customer Services Center  
Marketing Services Office  
U.S. Census Bureau  
Washington, DC 20233

Telephone: 301-457-4100  
Internet address: [www.census.gov/](http://www.census.gov/)

### **Special Tabulations**

Special tabulations of County Business Patterns are available on a cost-reimbursable basis. For more information, contact:

U.S. Census Bureau  
Economic Planning and Coordination Division  
Register Analysis Branch  
Washington, DC 20233

Telephone: 301-457-2580  
Fax: 301-457-4433  
E-mail: [cbp@census.gov](mailto:cbp@census.gov)

### **SOURCES OF DATA**

County Business Patterns basic data items are extracted from the Standard Statistical Establishment List, a file of all known single and multiestablishment employer companies maintained and updated by the U.S. Census Bureau. The annual Company Organization Survey provides individual

establishment data for multiestablishment companies. Data for single-establishment companies are obtained from various Census Bureau programs, such as the Annual Survey of Manufactures and Current Business Surveys, as well as from administrative records of the Internal Revenue Service, the Social Security Administration, and the Bureau of Labor Statistics.

### **DEFINITIONS OF BASIC DATA ITEMS**

#### **Establishments**

An establishment is a single physical location at which business is conducted or services or industrial operations are performed. It is not necessarily identical with a company or enterprise, which may consist of one or more establishments. When two or more activities are carried on at a single location under a single ownership, all activities generally are grouped together as a single establishment. The entire establishment is classified on the basis of its major activity and all data are included in that classification.

Establishment-size designations are determined by paid employment in the mid-March pay period. The size group "1 to 4" includes establishments that did not report any paid employees in the mid-March pay period but paid wages to at least one employee at some time during the year.

Establishment counts represent the number of locations with paid employees any time during the year. This series excludes governmental establishments except for wholesale liquor establishments (NAICS 4228), retail liquor stores (NAICS 44531), Federally-chartered savings institutions (NAICS 522120), Federally-chartered credit unions (NAICS 522130), and hospitals (NAICS 622).

#### **Payroll**

Total payroll includes all forms of compensation, such as salaries, wages, reported tips, commissions, bonuses, vacation allowances, sick-leave pay, employee contributions to qualified pension plans, and the value of taxable fringe benefits. For corporations, it includes amounts paid to officers and executives; for unincorporated businesses, it does not include profit or other compensation of proprietors or partners. Payroll is reported before deductions for Social Security, income tax, insurance, union dues, etc. First-quarter payroll consists of payroll during the January-to-March quarter.

#### **Mid-March Employment**

Paid employment consists of full- and part-time employees, including salaried officers and executives of corporations, who are on the payroll in the pay period including March 12. Included are employees on paid sick leave, holidays, and vacations; not included are proprietors and partners of unincorporated businesses.

---

## INDUSTRY AND GEOGRAPHY CLASSIFICATIONS

The quinquennial economic censuses are the primary source for industry and geography classifications. The annual Company Organization Survey, Annual Survey of Manufactures, Current Business Surveys, and other Census Bureau programs provide regular updates.

### Industry Classification

Additional sources for assigning industry classifications are the Social Security Administration, the Internal Revenue Service, and the Bureau of Labor Statistics. These sources provide industry classification information for new businesses and businesses not canvassed in the Census Bureau programs. Establishments without sufficient industry information are tabulated in the “unclassified establishments” group.

Industry classifications are explained in an appendix in the U.S. Summary. The industry titles used throughout this series are the short NAICS titles; complete descriptions are contained in the manual entitled *North American Industry Classification System: United States, 1997*.

### Geography Classification

Most geography codes are derived from the physical location address reported in Census Bureau programs. The Internal Revenue Service provides supplemental address information. Those employers without a fixed location within a state (or of unknown county location) are included under a “statewide” classification at the end of the county tables. This incomplete detail causes only slight understatement of county employment. The independent cities in Virginia, and the cities of Baltimore, MD; Carson City, NV; and St. Louis, MO, are treated as separate counties.

## COMPARABILITY WITH OTHER DATA

### Earlier County Business Patterns

The comparability of data with previous County Business Patterns series may be affected by the following definitional changes:

- The change from a “reporting unit” concept to establishment based data in 1974
- The change in definition of “active” establishments in 1983
- The change in industrial classification definitions, the most recent occurring in 1998

A description of previous County Business Patterns publications is provided on the inside back cover.

### 1997 Economic Census

Definitional and coverage differences may affect the direct comparison of 1997 Economic Census and County Business Patterns data. Definitions of an establishment, employment, and payroll are detailed in the introductory text of each publication.

The 1997 Economic Census generally uses respondent-reported data. The County Business Patterns uses administrative record data for small establishments. Although efforts are made to resolve significant differences in the data, differences are known to exist.

Some large companies report different activities at the same location as separate profit centers. The County Business Patterns program treats each profit center as a separate establishment. The 1997 Economic Census may combine the profit centers into one establishment. This results in establishment count differences.

## DATA WITHHELD FROM PUBLICATION

In accordance with U.S. Code, Title 13, Section 9, no data are published that would disclose the operations of an individual employer. However, the number of establishments in an industry classification and the distribution of these establishments by employment-size class are not considered to be disclosures, and so this information may be released even though other information is withheld from publications.

## RELIABILITY OF DATA

All data are tabulated from universe files and are not subject to sampling errors. However, the data are subject to nonsampling errors. Nonsampling errors can be attributed to many sources: inability to identify all cases in the universe; definition and classification difficulties; differences in interpretation of questions; errors in recording or coding the data obtained; and estimation of employers who reported too late to be included in the tabulations and for records with missing or misreported data.

The accuracy of the data is determined by the joint effects of the various nonsampling errors. No direct measurement of these effects has been obtained; however, precautionary steps were taken in all phases of collection, processing, and tabulation to minimize the effects of nonsampling errors.

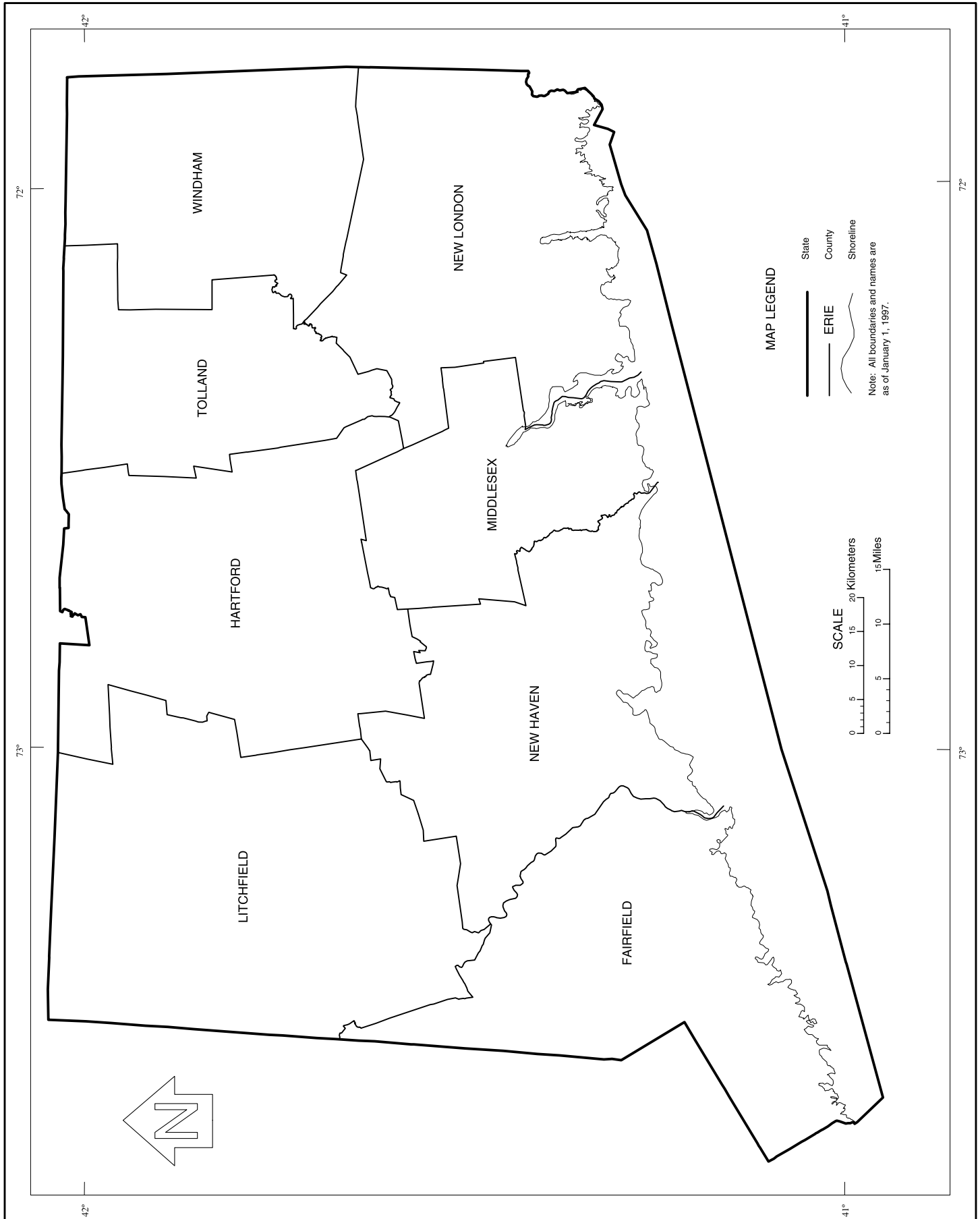
## ABBREVIATIONS AND SYMBOLS

The following abbreviations and symbols are used in this publication:

–	Represents zero.
A-C, E-M	Entered in place of employment data, represents an employment-size class as defined in the footnote of the tables.
(D)	Withheld to avoid disclosing data for individual companies; data are included in broader industry totals.
n.e.c.	Not elsewhere classified.
NAICS	North American Industry Classification System.



# County Business Patterns--Connecticut



**Table 1. The State—Establishments, Employees, and Payroll by Major Group: 1999 and 1998**

[Excludes most government employees, railroad employees, and self-employed persons. (D) denotes figures withheld to avoid disclosing data for individual companies; the data are included in broader industry totals. For explanation of terms, abbreviations, and data reliability/comparability, see introductory text]

NAICS code	Major group	1999				1998			
		Number of establishments	Number of employees for week including March 12	Payroll (\$1,000)		Number of establishments	Number of employees for week including March 12	Payroll (\$1,000)	
				First quarter	Annual			First quarter	Annual
	<b>Total .....</b>	<b>92 454</b>	<b>1 530 539</b>	<b>15 061 152</b>	<b>62 082 551</b>	<b>92 362</b>	<b>1 493 964</b>	<b>14 073 216</b>	<b>58 225 763</b>
<b>11</b>	<b>Forestry, fishing, hunting, and agriculture support .....</b>	<b>104</b>	<b>364</b>	<b>2 246</b>	<b>10 482</b>	<b>98</b>	<b>(E)</b>	<b>(D)</b>	<b>(D)</b>
113	Forestry and logging .....	21	(B)	(D)	(D)	15	(B)	(D)	(D)
114	Fishing, hunting & trapping .....	18	(B)	(D)	(D)	22	(B)	(D)	(D)
115	Agriculture & forestry support activities .....	65	(C)	(D)	(D)	61	(C)	(D)	(D)
<b>21</b>	<b>Mining .....</b>	<b>74</b>	<b>680</b>	<b>6 255</b>	<b>32 730</b>	<b>73</b>	<b>(F)</b>	<b>(D)</b>	<b>(D)</b>
211	Oil & gas extraction .....	6	(A)	(D)	(D)	7	(A)	(D)	(D)
212	Mining (except oil & gas) .....	60	(F)	(D)	(D)	59	(F)	(D)	(D)
213	Mining support activities .....	8	(B)	(D)	(D)	7	(B)	(D)	(D)
<b>22</b>	<b>Utilities .....</b>	<b>146</b>	<b>11 330</b>	<b>199 474</b>	<b>757 847</b>	<b>138</b>	<b>11 353</b>	<b>198 176</b>	<b>739 992</b>
221	Utilities .....	146	11 330	199 474	757 847	138	11 353	198 176	739 992
<b>23</b>	<b>Construction .....</b>	<b>9 281</b>	<b>62 095</b>	<b>536 674</b>	<b>2 725 582</b>	<b>9 279</b>	<b>60 041</b>	<b>497 853</b>	<b>2 531 796</b>
233	Building, developing & general contracting .....	2 590	12 367	118 422	587 706	2 643	11 804	107 668	534 188
234	Heavy construction .....	441	12 233	101 337	561 130	450	11 925	100 702	550 225
235	Special trade contractors .....	6 250	37 495	316 915	1 576 746	6 186	36 312	289 483	1 447 383
<b>31-33</b>	<b>Manufacturing .....</b>	<b>5 657</b>	<b>238 085</b>	<b>2 625 682</b>	<b>11 112 058</b>	<b>5 803</b>	<b>246 125</b>	<b>2 560 783</b>	<b>10 779 212</b>
311	Food mfg .....	290	8 341	59 052	259 314	310	8 891	57 859	253 366
312	Beverage & tobacco product mfg .....	21	(E)	(D)	(D)	20	(E)	(D)	(D)
313	Textile mills .....	52	2 760	25 010	106 649	54	3 041	26 154	113 291
314	Textile product mills .....	95	1 704	9 561	48 024	87	1 529	7 946	41 604
315	Apparel manufacturing .....	73	1 437	8 702	44 376	77	1 983	11 667	48 723
316	Leather & allied product mfg .....	6	(E)	(D)	(D)	8	(E)	(D)	(D)
321	Wood product mfg .....	129	1 677	12 611	54 986	123	1 499	10 770	50 160
322	Paper mfg .....	91	5 689	52 814	244 388	90	5 980	54 961	242 149
323	Printing & related support activities .....	624	12 898	120 564	505 849	652	13 333	119 638	502 232
324	Petroleum & coal products mfg .....	42	463	4 705	25 815	41	453	4 393	25 821
325	Chemical mfg .....	159	16 874	306 307	1 279 369	166	16 028	274 734	1 152 289
326	Plastics & rubber products mfg .....	255	9 971	83 754	365 617	266	10 692	83 581	370 068
327	Nonmetallic mineral product mfg .....	141	2 788	24 608	120 082	149	2 685	23 299	113 235
331	Primary metal mfg .....	111	5 693	56 339	253 309	97	5 828	56 631	244 108
332	Fabricated metal product mfg .....	1 470	42 871	392 690	1 732 317	1 498	43 452	397 107	1 740 229
333	Machinery mfg .....	624	22 479	257 018	1 015 157	641	24 635	273 864	1 105 533
334	Computer & electronic product mfg .....	375	21 613	238 272	1 039 836	390	23 161	252 412	1 037 490
335	Electrical equip, appliance & component mfg .....	212	14 007	132 607	571 640	226	14 318	130 703	558 365
336	Transportation equipment mfg .....	210	48 968	676 428	2 729 453	218	49 437	612 431	2 457 799
337	Furniture & related product mfg .....	239	3 173	23 284	107 020	243	3 018	22 466	103 008
339	Miscellaneous mfg .....	438	13 993	133 362	574 443	447	15 481	132 641	586 887
<b>42</b>	<b>Wholesale trade .....</b>	<b>5 179</b>	<b>75 745</b>	<b>947 774</b>	<b>4 185 453</b>	<b>5 242</b>	<b>73 082</b>	<b>893 984</b>	<b>3 804 026</b>
421	Wholesale trade, durable goods .....	3 458	44 241	559 463	2 475 739	3 480	41 992	521 019	2 236 175
422	Wholesale trade, nondurable goods .....	1 721	31 504	388 311	1 709 714	1 762	31 090	372 965	1 567 851
<b>44-45</b>	<b>Retail trade .....</b>	<b>14 258</b>	<b>194 237</b>	<b>959 596</b>	<b>4 277 410</b>	<b>14 457</b>	<b>189 957</b>	<b>905 800</b>	<b>3 989 688</b>
441	Motor vehicle & parts dealers .....	1 367	21 156	171 621	824 009	1 346	20 570	160 196	753 893
442	Furniture & home furnishing stores .....	931	6 951	37 038	172 375	924	6 765	35 752	161 852
443	Electronics & appliance stores .....	589	4 623	29 391	126 931	592	4 278	26 822	115 463
444	Bldg material & garden equip & supp dealers .....	1 157	16 500	112 539	514 036	1 176	15 208	98 890	471 568
445	Food & beverage stores .....	2 157	45 520	179 273	763 568	2 212	42 955	171 069	700 073
446	Health & personal care stores .....	1 058	14 801	61 756	274 204	1 081	15 205	61 240	261 720
447	Gasoline stations .....	1 282	33 798	183 128	843 108	1 331	8 487	31 543	136 937
448	Clothing & clothing accessories stores .....	2 032	19 837	69 633	329 866	2 067	19 915	69 140	302 260
451	Sporting goods, hobby, book & music stores .....	977	8 539	29 028	128 528	1 004	8 493	28 165	126 396
452	General merchandise stores .....	354	23 649	78 767	386 492	326	24 634	79 323	331 909
453	Miscellaneous store retailers .....	1 551	10 576	39 907	135 150	1 582	10 432	37 990	176 044
454	Nonstore retailers .....	803	13 155	116 791	479 143	816	13 015	105 670	451 573
<b>48-49</b>	<b>Transportation &amp; warehousing .....</b>	<b>1 550</b>	<b>33 398</b>	<b>233 507</b>	<b>1 019 251</b>	<b>1 549</b>	<b>29 847</b>	<b>212 065</b>	<b>909 280</b>
481	Air transportation .....	42	1 097	10 564	42 028	43	1 103	9 290	37 592
483	Water transportation .....	38	1 482	15 478	74 597	39	957	12 848	62 920
484	Truck transportation .....	655	7 346	55 599	258 381	676	7 177	53 893	244 930
485	Transit & ground passenger transportation .....	340	11 588	52 956	228 160	314	9 101	37 542	162 128
486	Pipeline transportation .....	6	(C)	(D)	(D)	5	(C)	(D)	(D)
487	Scenic & sightseeing transportation .....	16	(B)	(D)	(D)	13	(B)	(D)	(D)
488	Transportation support activities .....	291	3 212	34 442	146 840	304	3 200	34 559	145 057
492	Couriers & messengers .....	110	7 813	57 633	241 735	109	7 378	56 251	224 665
493	Warehousing & storage .....	52	(F)	(D)	(D)	46	727	4 490	20 584
<b>51</b>	<b>Information .....</b>	<b>1 666</b>	<b>48 013</b>	<b>628 045</b>	<b>2 575 023</b>	<b>1 539</b>	<b>46 666</b>	<b>554 191</b>	<b>2 208 918</b>
511	Publishing industries .....	528	14 958	200 893	833 531	551	16 022	193 837	820 646
512	Motion picture & sound recording industries .....	250	2 571	22 562	103 428	258	2 118	10 185	48 364
513	Broadcasting & telecommunications .....	529	21 913	311 462	1 140 884	410	19 616	258 896	980 230
514	Information & data processing services .....	359	8 571	93 128	497 180	320	8 910	91 273	359 678
<b>52</b>	<b>Finance &amp; insurance .....</b>	<b>5 612</b>	<b>128 290</b>	<b>2 970 844</b>	<b>9 660 600</b>	<b>5 657</b>	<b>122 463</b>	<b>2 572 464</b>	<b>9 087 074</b>
521	Monetary authorities - central bank .....	1	(C)	(D)	(D)	1	(C)	(D)	(D)
522	Credit intermediation & related activities .....	2 025	31 648	484 272	1 750 640	2 086	30 037	408 431	1 576 818
523	Security, commodity contracts & like activity .....	1 313	15 888	1 053 022	2 950 455	1 285	13 591	903 181	2 893 695
524	Insurance carriers & related activities .....	2 250	80 282	1 424 127	4 933 548	2 266	78 478	1 257 152	4 600 909
525	Funds, trusts, & other financial vehicles (part) .....	23	(E)	(D)	(D)	19	(C)	(D)	(D)
<b>53</b>	<b>Real estate &amp; rental &amp; leasing .....</b>	<b>3 310</b>	<b>21 220</b>	<b>158 960</b>	<b>693 996</b>	<b>3 320</b>	<b>21 177</b>	<b>157 508</b>	<b>693 002</b>
531	Real estate .....	2 564	14 107	114 208	493 117	2 575	14 436	115 073	499 883
532	Rental & leasing services .....	71	6 920	42 988	191 527	71	6 598	40 960	185 571
533	Lessors of other nonfinancial intangible asset .....	35	1 203	1 764	9 352	33	1 475	1 432	7 548

Note: Employment-size classes are indicated as follows: A—0 to 19; B—20 to 99; C—100 to 249; E—250 to 499; F—500 to 999; G—1,000 to 2,499; H—2,500 to 4,999; I—5,000 to 9,999; J—10,000 to 24,999; K—25,000 to 49,999; L—50,000 to 99,999; M—100,000 or more.

**Table 1. The State—Establishments, Employees, and Payroll by Major Group: 1999 and 1998—Con.**

[Excludes most government employees, railroad employees, and self-employed persons. (D) denotes figures withheld to avoid disclosing data for individual companies; the data are included in broader industry totals. For explanation of terms, abbreviations, and data reliability/comparability, see introductory text]

NAICS code	Major group	1999				1998			
		Number of establishments	Number of employees for week including March 12	Payroll (\$1,000)		Number of establishments	Number of employees for week including March 12	Payroll (\$1,000)	
				First quarter	Annual			First quarter	Annual
<b>54</b>	<b>Professional, scientific &amp; technical services</b> .....	<b>10 174</b>	<b>87 130</b>	<b>1 099 406</b>	<b>5 016 497</b>	<b>10 200</b>	<b>78 060</b>	<b>967 912</b>	<b>4 410 149</b>
541	Professional, scientific & technical services .....	10 174	87 130	1 099 406	5 016 497	10 200	78 060	967 912	4 410 149
<b>55</b>	<b>Management of companies &amp; enterprises</b> .....	<b>673</b>	<b>48 028</b>	<b>1 195 556</b>	<b>4 498 658</b>	<b>638</b>	<b>46 524</b>	<b>1 238 100</b>	<b>4 414 580</b>
551	Management of companies & enterprises .....	673	48 028	1 195 556	4 498 658	638	46 524	1 238 100	4 414 580
<b>56</b>	<b>Admin, support, waste mgt, remediation services</b> .....	<b>5 368</b>	<b>106 462</b>	<b>608 850</b>	<b>2 723 190</b>	<b>5 461</b>	<b>98 890</b>	<b>520 772</b>	<b>2 434 799</b>
561	Administrative & support services .....	5 058	101 851	569 807	2 562 607	5 146	94 467	484 587	2 250 505
562	Waste management & remediation services .....	310	4 611	39 043	160 583	315	4 423	36 185	184 294
<b>61</b>	<b>Educational services</b> .....	<b>984</b>	<b>51 404</b>	<b>344 526</b>	<b>1 498 486</b>	<b>967</b>	<b>48 791</b>	<b>320 436</b>	<b>1 356 645</b>
611	Educational services .....	984	51 404	344 526	1 498 486	967	48 791	320 436	1 356 645
<b>62</b>	<b>Health care and social assistance</b> .....	<b>9 281</b>	<b>213 240</b>	<b>1 533 656</b>	<b>6 869 396</b>	<b>9 259</b>	<b>211 359</b>	<b>1 507 612</b>	<b>6 617 997</b>
621	Ambulatory health care services .....	6 488	71 829	597 533	2 788 011	6 539	71 609	575 881	2 694 930
622	Hospitals .....	54	59 308	528 342	2 268 220	56	60 041	543 297	2 264 857
623	Nursing & residential care facilities .....	837	52 090	291 800	1 303 611	795	51 273	281 352	1 196 887
624	Social assistance .....	1 902	30 013	115 981	509 554	1 869	28 436	107 082	461 323
<b>71</b>	<b>Arts, entertainment &amp; recreation</b> .....	<b>1 459</b>	<b>36 590</b>	<b>187 650</b>	<b>886 890</b>	<b>1 472</b>	<b>34 846</b>	<b>172 524</b>	<b>803 151</b>
711	Performing arts, spectator sports & related industries .....	384	4 191	28 669	147 014	399	3 815	24 870	123 660
712	Museums, historical sites & like institutions .....	115	2 131	9 733	42 738	115	1 938	8 367	38 563
713	Amusement, gambling & recreation industries .....	960	30 268	149 248	697 138	958	29 093	139 287	640 928
<b>72</b>	<b>Accommodation &amp; food services</b> .....	<b>6 711</b>	<b>96 985</b>	<b>287 438</b>	<b>1 301 584</b>	<b>6 749</b>	<b>95 866</b>	<b>269 678</b>	<b>1 208 849</b>
721	Accommodation .....	384	11 861	47 464	224 569	375	11 029	46 564	215 493
722	Food services & drinking places .....	6 327	85 124	239 974	1 077 015	6 374	84 837	223 114	993 356
<b>81</b>	<b>Other services (except public administration)</b> .....	<b>9 570</b>	<b>62 132</b>	<b>323 821</b>	<b>1 417 367</b>	<b>9 657</b>	<b>61 578</b>	<b>310 225</b>	<b>1 356 837</b>
811	Repair & maintenance .....	2 874	15 373	102 059	454 845	2 951	15 266	98 962	433 975
812	Personal & laundry services .....	3 299	18 687	79 000	361 136	3 291	18 602	76 313	342 299
813	Religious, grantmaking, civic, prof & like organizations .....	3 397	28 072	142 762	601 386	3 415	27 710	134 950	580 563
<b>95</b>	<b>Auxiliaries (exc corporate, subsidiary &amp; regional mgt)</b> .....	<b>167</b>	<b>14 116</b>	<b>207 987</b>	<b>788 468</b>	<b>169</b>	<b>15 661</b>	<b>202 247</b>	<b>820 217</b>
<b>99</b>	<b>Unclassified establishments</b> .....	<b>1 230</b>	<b>995</b>	<b>3 205</b>	<b>31 583</b>	<b>635</b>	<b>595</b>	<b>1 772</b>	<b>11 887</b>

Note: Employment-size classes are indicated as follows: A—0 to 19; B—20 to 99; C—100 to 249; E—250 to 499; F—500 to 999; G—1,000 to 2,499; H—2,500 to 4,999; I—5,000 to 9,999; J—10,000 to 24,999; K—25,000 to 49,999; L—50,000 to 99,999; M—100,000 or more.

**Table 2. The State—Employees, Payroll, and Establishments by Industry: 1999**

[Excludes most government employees, railroad employees, and self-employed persons. Size class 1 to 4 includes establishments with payroll, but no employees, during mid-March pay period. (D) denotes figures withheld to avoid disclosing data for individual companies; the data are included in broader industry totals. For explanation of terms, abbreviations, and data reliability/comparability, see introductory text]

NAICS code	Industry	Number of employees for week including March 12	Payroll (\$1,000)		Total number of establishments	Number of establishments by employment-size class								
			First quarter	Annual		1 to 4	5 to 9	10 to 19	20 to 49	50 to 99	100 to 249	250 to 499	500 to 999	1,000 or more
	<b>Total .....</b>	<b>1 530 539</b>	<b>15 061 152</b>	<b>62 082 551</b>	<b>92 454</b>	<b>50 148</b>	<b>18 170</b>	<b>11 416</b>	<b>7 661</b>	<b>2 676</b>	<b>1 715</b>	<b>432</b>	<b>144</b>	<b>92</b>
<b>11</b>	<b>Forestry, fishing, hunting, and agriculture support .....</b>	<b>364</b>	<b>2 246</b>	<b>10 482</b>	<b>104</b>	<b>86</b>	<b>11</b>	<b>3</b>	<b>3</b>	<b>1</b>				
113	Forestry and logging .....	(B)	(D)	(D)	21	20	1							
1131	Timber tract operations .....	(A)	(D)	(D)	2	2								
11311	Timber tract operations .....	(A)	(D)	(D)	2	2								
113110	Timber tract operations .....	(A)	(D)	(D)	2	2								
1132	Forest nurseries & gathering forest products .....	(A)	(D)	(D)	1	1								
11321	Forest nurseries & gathering forest products .....	(A)	(D)	(D)	1	1								
113210	Forest nurseries & gathering forest products .....	(A)	(D)	(D)	1	1								
1133	Logging .....	(B)	(D)	(D)	18	17	1							
11331	Logging .....	(B)	(D)	(D)	18	17	1							
113310	Logging .....	(B)	(D)	(D)	18	17	1							
114	Fishing, hunting & trapping .....	(B)	(D)	(D)	18	15	2			1				
1141	Fishing .....	(B)	(D)	(D)	15	12	2			1				
11411	Fishing .....	(B)	(D)	(D)	15	12	2			1				
114111	Finfish fishing .....	(A)	(D)	(D)	6	5	1							
114112	Shellfish fishing .....	(B)	(D)	(D)	9	7	1			1				
1142	Hunting & trapping .....	(A)	(D)	(D)	3	3								
11421	Hunting & trapping .....	(A)	(D)	(D)	3	3								
114210	Hunting & trapping .....	(A)	(D)	(D)	3	3								
115	Agriculture & forestry support activities .....	(C)	(D)	(D)	65	51	8	3	3					
1151	Crop production support activities .....	(B)	(D)	(D)	14	12	1		1					
11511	Crop production support activities .....	(B)	(D)	(D)	14	12	1		1					
115112	Soil preparation, planting, & cultivating ..	(B)	(D)	(D)	9	8			1					
115115	Farm labor contractors & crew leaders ..	(A)	(D)	(D)	3	2	1							
115116	Farm management services .....	(A)	(D)	(D)	2	2								
1152	Animal production support activities .....	173	751	3 841	44	34	5	3	2					
11521	Animal production support activities .....	173	751	3 841	44	34	5	3	2					
115210	Animal production support activities .....	173	751	3 841	44	34	5	3	2					
1153	Forestry support activities .....	(B)	(D)	(D)	7	5	2							
11531	Forestry support activities .....	(B)	(D)	(D)	7	5	2							
115310	Forestry support activities .....	(B)	(D)	(D)	7	5	2							
<b>21</b>	<b>Mining .....</b>	<b>680</b>	<b>6 255</b>	<b>32 730</b>	<b>74</b>	<b>37</b>	<b>13</b>	<b>13</b>	<b>10</b>	<b>1</b>				
211	Oil & gas extraction .....	(A)	(D)	(D)	6	5	1							
2111	Oil & gas extraction .....	(A)	(D)	(D)	6	5	1							
21111	Oil & gas extraction .....	(A)	(D)	(D)	6	5	1							
211111	Crude petroleum & natural gas extraction .....	(A)	(D)	(D)	6	5	1							
212	Mining (except oil & gas) .....	(F)	(D)	(D)	60	27	11	12	9	1				
2122	Metal ore mining .....	(A)	(D)	(D)	5	5								
21221	Iron ore mining .....	(A)	(D)	(D)	1	1								
212210	Iron ore mining .....	(A)	(D)	(D)	1	1								
21222	Gold ore & silver ore mining .....	(A)	(D)	(D)	2	2								
212221	Gold ore mining .....	(A)	(D)	(D)	2	2								
21223	Copper, nickel, lead & zinc mining .....	(A)	(D)	(D)	1	1								
212231	Lead ore & zinc ore mining .....	(A)	(D)	(D)	1	1								
21229	Other metal ore mining .....	(A)	(D)	(D)	1	1								
212299	All other metal ore mining .....	(A)	(D)	(D)	1	1								
2123	Nonmetallic mineral mining & quarrying .....	(F)	(D)	(D)	55	22	11	12	9	1				
21231	Stone mining & quarrying .....	417	4 010	22 041	25	6	4	7	7	1				
212311	Dimension stone mining & quarrying ....	(B)	(D)	(D)	2	2								
212312	Crushed & broken limestone mining & quarrying .....	(A)	(D)	(D)	6	1		4	1					
212313	Crushed & broken granite mining & quarrying .....	(B)	(D)	(D)	2	1			1					
212319	Other crushed & broken stone mining & quarrying .....	(E)	(D)	(D)	15	2	4	3	5	1				
21232	Sand, gravel, clay, refractory minerals mining .....	(C)	(D)	(D)	29	15	7	5	2					
212321	Construction sand & gravel mining .....	(C)	(D)	(D)	29	15	7	5	2					
21239	Other nonmetallic mineral mining & quarrying .....	(A)	(D)	(D)	1	1								
212399	All other nonmetallic mineral mining .....	(A)	(D)	(D)	1	1								
213	Mining support activities .....	(B)	(D)	(D)	8	5	1	1	1					
2131	Mining support activities .....	(B)	(D)	(D)	8	5	1	1	1					
21311	Mining support activities .....	(B)	(D)	(D)	8	5	1	1	1					
213111	Drilling oil & gas wells .....	(A)	(D)	(D)	2	1	1							
213112	Oil & gas operations support activities .....	(B)	(D)	(D)	3	2			1					
213113	Support activities for coal mining .....	(A)	(D)	(D)	2	2								
213115	Nonmetallic minerals support activity (exc fuels) .....	(A)	(D)	(D)	1			1						
<b>22</b>	<b>Utilities .....</b>	<b>11 330</b>	<b>199 474</b>	<b>757 847</b>	<b>146</b>	<b>41</b>	<b>14</b>	<b>21</b>	<b>24</b>	<b>18</b>	<b>19</b>	<b>7</b>		<b>2</b>
221	Utilities .....	11 330	199 474	757 847	146	41	14	21	24	18	19	7		2
2211	Elec pwr generation, transmsn & distribution .	8 505	160 296	590 172	77	20	3	9	11	13	16	3		2
22111	Electric power generation .....	3 401	66 345	249 694	31	13	1	2	4	5	4	1		1
221111	Hydroelectric power generation .....	(B)	(D)	(D)	12	8	1	1	2					
221112	Fossil fuel electric power generation ....	(G)	(D)	(D)	12	2			1	5	3	1		
221113	Nuclear electric power generation .....	(G)	(D)	(D)	2						1			1
221119	Other electric power generation .....	40	605	3 068	5	3		1	1					
22112	Electric pwr transmsn, control & distribution .....	5 104	93 951	340 478	46	7	2	7	7	8	12	2		1
221121	Electric bulk power transmission & control .....	(B)	(D)	(D)	1				1					
221122	Electric power distribution .....	(I)	(D)	(D)	45	7	2	7	6	8	12	2		1

Note: Employment-size classes are indicated as follows: A—0 to 19; B—20 to 99; C—100 to 249; E—250 to 499; F—500 to 999; G—1,000 to 2,499; H—2,500 to 4,999; I—5,000 to 9,999; J—10,000 to 24,999; K—25,000 to 49,999; L—50,000 to 99,999; M—100,000 or more.





Table 2. **The State—Employees, Payroll, and Establishments by Industry: 1999—Con.**

[Excludes most government employees, railroad employees, and self-employed persons. Size class 1 to 4 includes establishments with payroll, but no employees, during mid-March pay period. (D) denotes figures withheld to avoid disclosing data for individual companies; the data are included in broader industry totals. For explanation of terms, abbreviations, and data reliability/comparability, see introductory text]

NAICS code	Industry	Number of employees for week including March 12	Payroll (\$1,000)		Total number of establishments	Number of establishments by employment-size class								
			First quarter	Annual		1 to 4	5 to 9	10 to 19	20 to 49	50 to 99	100 to 249	250 to 499	500 to 999	1,000 or more
<b>31-33</b>	<b>Manufacturing—Con.</b>													
312	Beverage & tobacco product mfg—Con.													
3121	Beverage mfg—Con.													
31213	Wineries	(A)	(D)	(D)	1	1	—	—	—	—	—	—	—	—
312130	Wineries	(A)	(D)	(D)	1	1	—	—	—	—	—	—	—	—
3122	Tobacco mfg	(B)	(D)	(D)	1	—	—	—	1	—	—	—	—	—
31222	Tobacco product mfg	(B)	(D)	(D)	1	—	—	—	1	—	—	—	—	—
312229	Other tobacco product mfg	(B)	(D)	(D)	1	—	—	—	1	—	—	—	—	—
313	Textile mills	2 760	25 010	106 649	52	15	10	6	6	6	7	1	1	—
3131	Fiber, yarn & thread mills	(E)	(D)	(D)	4	1	1	—	—	—	2	—	—	—
31311	Fiber, yarn & thread mills	(E)	(D)	(D)	4	1	1	—	—	—	2	—	—	—
313111	Yarn spinning mills	(A)	(D)	(D)	2	1	1	—	—	—	—	—	—	—
313113	Thread mills	(E)	(D)	(D)	2	—	—	—	—	—	2	—	—	—
3132	Fabric mills	(G)	(D)	(D)	22	7	3	6	2	1	1	1	1	—
31321	Broadwoven fabric mills	(E)	(D)	(D)	9	4	1	2	—	1	—	1	—	—
313210	Broadwoven fabric mills	(E)	(D)	(D)	9	4	1	2	—	1	—	1	—	—
31322	Narrow fabric mills & schiffli mach													
	embroidery	(C)	(D)	(D)	7	2	2	2	—	—	1	—	—	—
313221	Narrow fabric mills	(C)	(D)	(D)	5	1	2	1	—	—	1	—	—	—
313222	Schiffli machine embroidery	(A)	(D)	(D)	2	1	—	1	—	—	—	—	—	—
31323	Nonwoven fabric mills	(F)	(D)	(D)	3	1	—	—	1	—	—	—	1	—
313230	Nonwoven fabric mills	(F)	(D)	(D)	3	1	—	—	1	—	—	—	1	—
31324	Knit fabric mills	(B)	(D)	(D)	3	—	—	2	1	—	—	—	—	—
313249	Other knit fabric & lace mills	(B)	(D)	(D)	3	—	—	2	1	—	—	—	—	—
3133	Textile, fabric finishing, fabric coating mills	1 279	11 072	48 551	26	7	6	—	4	5	4	—	—	—
31331	Textile & fabric finishing mills	848	6 198	24 591	17	6	4	—	2	2	3	—	—	—
313311	Broadwoven fabric finishing mills	575	4 792	19 205	12	5	2	—	2	1	2	—	—	—
313312	Textile, fabric finishing (exc broadwoven) mills	273	1 406	5 386	5	1	2	—	—	1	1	—	—	—
31332	Fabric coating mills	431	4 874	23 960	9	1	2	—	2	3	1	—	—	—
313320	Fabric coating mills	431	4 874	23 960	9	1	2	—	2	3	1	—	—	—
314	Textile product mills	1 704	9 561	48 024	95	42	25	10	10	5	3	—	—	—
3141	Textile furnishings mills	(F)	(D)	(D)	38	20	10	1	2	5	—	—	—	—
31411	Carpet & rug mills	(A)	(D)	(D)	3	3	—	—	—	—	—	—	—	—
314110	Carpet & rug mills	(A)	(D)	(D)	3	3	—	—	—	—	—	—	—	—
31412	Curtain & linen mills	(F)	(D)	(D)	35	17	10	1	2	5	—	—	—	—
314121	Curtain & drapery mills	(E)	(D)	(D)	29	14	9	1	2	3	—	—	—	—
314129	Other household textile product mills	(C)	(D)	(D)	6	3	1	—	—	2	—	—	—	—
3149	Other textile product mills	(G)	(D)	(D)	57	22	15	9	8	—	3	—	—	—
31491	Textile bag & canvas mills	(E)	(D)	(D)	33	15	9	5	3	—	1	—	—	—
314911	Textile bag mills	(B)	(D)	(D)	3	1	1	—	1	—	—	—	—	—
314912	Canvas & related product mills	(E)	(D)	(D)	30	14	8	5	2	—	1	—	—	—
31499	All other textile product mills	718	4 034	21 294	24	7	6	4	5	—	2	—	—	—
314991	Rope, cordage & twine mills	91	826	3 391	4	—	1	1	2	—	—	—	—	—
314999	All other miscellaneous textile product mills	627	3 208	17 903	20	7	5	3	3	—	2	—	—	—
315	Apparel manufacturing	1 437	8 702	44 376	73	36	12	8	11	3	2	1	—	—
3151	Apparel knitting mills	79	1 020	11 788	4	—	1	1	2	—	—	—	—	—
31519	Other apparel knitting mills	79	1 020	11 788	4	—	1	1	2	—	—	—	—	—
315191	Outerwear knitting mills	79	1 020	11 788	4	—	1	1	2	—	—	—	—	—
3152	Cut & sew apparel mfg	723	4 346	17 626	46	22	9	4	7	3	1	—	—	—
31521	Cut & sew apparel contractors	207	1 031	4 240	23	11	6	3	3	—	—	—	—	—
315211	Men's, boys' cut & sew apparel contractors	(A)	(D)	(D)	3	1	2	—	—	—	—	—	—	—
315212	Women's, girls', infants, cut, sew apparel contr	(C)	(D)	(D)	20	10	4	3	3	—	—	—	—	—
31522	Men's, boys' cut & sew apparel mfg	(B)	(D)	(D)	6	4	1	—	—	1	—	—	—	—
315222	Men's, boys' cut & sew suit, coat, overcoat mfg	(A)	(D)	(D)	1	1	—	—	—	—	—	—	—	—
315223	Men's, boys' cut & sew shirt (exc work) mfg	(B)	(D)	(D)	3	1	1	—	—	1	—	—	—	—
315228	Men's, boys' cut & sew oth outerwear mfg	(A)	(D)	(D)	2	2	—	—	—	—	—	—	—	—
31523	Women's, girls' cut & sew apparel mfg	(E)	(D)	(D)	15	6	2	1	4	1	1	—	—	—
315231	Women's, girls' cut & sew lingerie mfg	(C)	(D)	(D)	5	1	—	1	1	1	1	—	—	—
315232	Women's, girls' cut & sew blouse mfg	(B)	(D)	(D)	2	1	—	—	1	—	—	—	—	—
315233	Women's, girls' cut & sew dress mfg	(A)	(D)	(D)	1	1	—	—	—	—	—	—	—	—
315234	Women's, girls' cut & sew suit, coat, skirt mfg	(B)	(D)	(D)	3	1	—	—	2	—	—	—	—	—
315239	Women's, girls' cut & sew other outerwear mfg	(A)	(D)	(D)	4	2	2	—	—	—	—	—	—	—
31529	Other cut & sew apparel mfg	(B)	(D)	(D)	2	1	—	—	—	1	—	—	—	—
315292	Fur & leather apparel mfg	(A)	(D)	(D)	1	1	—	—	—	—	—	—	—	—
315299	All other cut & sew apparel mfg	(B)	(D)	(D)	1	—	—	—	—	1	—	—	—	—
3159	Apparel accessories & other apparel mfg	635	3 336	14 962	23	14	2	3	2	—	1	1	—	—
31599	Apparel accessories & other apparel mfg	635	3 336	14 962	23	14	2	3	2	—	1	1	—	—
315991	Hat, cap & millinery mfg	(B)	(D)	(D)	4	2	—	1	1	—	—	—	—	—
315993	Men's & boys' neckwear mfg	(A)	(D)	(D)	1	1	—	—	—	—	—	—	—	—
315999	Other apparel accessories & other apparel mfg	592	3 098	13 875	18	11	2	2	1	—	1	1	—	—
316	Leather & allied product mfg	(E)	(D)	(D)	6	2	1	1	1	—	1	—	—	—
3161	Leather & hide tanning & finishing	(B)	(D)	(D)	3	1	—	1	1	—	—	—	—	—
31611	Leather & hide tanning & finishing	(B)	(D)	(D)	3	1	—	1	1	—	—	—	—	—
316110	Leather & hide tanning & finishing	(B)	(D)	(D)	3	1	—	1	1	—	—	—	—	—
3169	Other leather & allied product mfg	(C)	(D)	(D)	3	1	1	—	—	—	1	—	—	—
31699	Other leather & allied product mfg	(C)	(D)	(D)	3	1	1	—	—	—	1	—	—	—
316992	Women's handbag & purse mfg	(C)	(D)	(D)	2	—	1	—	—	—	1	—	—	—
316999	All other leather good mfg	(A)	(D)	(D)	1	1	—	—	—	—	—	—	—	—

Note: Employment-size classes are indicated as follows: A—0 to 19; B—20 to 99; C—100 to 249; E—250 to 499; F—500 to 999; G—1,000 to 2,499; H—2,500 to 4,999; I—5,000 to 9,999; J—10,000 to 24,999; K—25,000 to 49,999; L—50,000 to 99,999; M—100,000 or more.









Table 2. **The State—Employees, Payroll, and Establishments by Industry: 1999—Con.**

[Excludes most government employees, railroad employees, and self-employed persons. Size class 1 to 4 includes establishments with payroll, but no employees, during mid-March pay period. (D) denotes figures withheld to avoid disclosing data for individual companies; the data are included in broader industry totals. For explanation of terms, abbreviations, and data reliability/comparability, see introductory text]

NAICS code	Industry	Number of employees for week including March 12	Payroll (\$1,000)		Total number of establishments	Number of establishments by employment-size class								
			First quarter	Annual		1 to 4	5 to 9	10 to 19	20 to 49	50 to 99	100 to 249	250 to 499	500 to 999	1,000 or more
<b>31-33</b>	<b>Manufacturing—Con.</b>													
332	Fabricated metal product mfg—Con.													
3323	Architectural & structural metals mfg—Con.													
33231	Plate work & fabricated structural prod mfg .....	1 460	11 621	42 421	58	20	13	11	8	—	5	1	—	—
332311	Prefab metal building & component mfg ..	276	1 226	4 932	10	5	1	1	2	—	1	—	—	—
332312	Fabricated structural metal mfg .....	872	8 263	27 314	30	11	7	6	2	—	3	1	—	—
332313	Plate work mfg .....	312	2 132	10 175	18	4	5	4	4	—	1	—	—	—
33232	Ornamental & architectural metal prod mfg .....	2 333	19 606	95 348	127	39	27	31	19	9	1	1	—	—
332321	Metal window & door mfg .....	544	3 722	19 022	11	4	2	1	2	—	1	1	—	—
332322	Sheet metal work mfg .....	1 300	11 622	54 326	88	24	19	26	13	6	—	—	—	—
332323	Ornamental & architectural metal work mfg .....	489	4 262	22 000	28	11	6	4	4	3	—	—	—	—
3324	Boiler, tank & shipping container mfg .....	999	10 026	41 693	20	4	3	4	5	2	—	2	—	—
33241	Power boiler & heat exchanger mfg .....	(C)	(D)	(D)	6	—	—	1	4	1	—	—	—	—
332410	Power boiler & heat exchanger mfg .....	(C)	(D)	(D)	6	—	—	1	4	1	—	—	—	—
33242	Metal tank (heavy gauge) mfg .....	(E)	(D)	(D)	5	2	1	1	—	—	—	1	—	—
332420	Metal tank (heavy gauge) mfg .....	(E)	(D)	(D)	5	2	1	1	—	—	—	1	—	—
33243	Light gauge metal container mfg .....	443	3 505	14 492	9	2	2	2	1	1	—	1	—	—
332431	Metal can mfg .....	(B)	(D)	(D)	2	—	1	1	—	—	—	—	—	—
332439	Other metal container mfg .....	(E)	(D)	(D)	7	2	1	1	1	1	—	1	—	—
3325	Hardware mfg .....	3 056	26 314	118 414	38	8	5	7	7	5	2	2	—	—
33251	Hardware mfg .....	3 056	26 314	118 414	38	8	5	7	7	5	2	2	—	—
332510	Hardware mfg .....	3 056	26 314	118 414	38	8	5	7	7	5	2	2	—	—
3326	Spring & wire product mfg .....	2 135	19 580	87 346	70	18	8	11	21	8	3	1	—	—
33261	Spring & wire product mfg .....	2 135	19 580	87 346	70	18	8	11	21	8	3	1	—	—
332611	Spring (heavy gauge) mfg .....	327	4 026	17 831	9	3	—	2	3	—	1	—	—	—
332612	Spring (light gauge) mfg .....	1 022	8 798	41 664	28	6	5	1	10	5	—	1	—	—
332618	Other fabricated wire product mfg .....	786	6 756	27 851	33	9	3	8	8	3	2	—	—	—
3327	Mach shops, turn prod, screw, nut, bolt mfg ..	11 392	100 930	456 979	667	253	153	116	97	31	13	4	—	—
33271	Machine shops .....	5 682	50 147	227 239	477	215	109	80	53	14	5	1	—	—
332710	Machine shops .....	5 682	50 147	227 239	477	215	109	80	53	14	5	1	—	—
33272	Turned product & screw, nut & bolt mfg ..	5 710	50 783	229 740	190	38	44	36	44	17	8	3	—	—
332721	Precision turned product mfg .....	3 624	31 225	149 192	155	35	37	32	32	14	4	1	—	—
332722	Bolt, nut, screw, rivet & washer mfg .....	2 086	19 558	80 548	35	3	7	4	12	3	4	2	—	—
3328	Coating, engrave, heat treating & oth activity ..	4 932	41 949	183 277	165	27	28	37	46	18	9	—	—	—
33281	Coating, engrave, heat treating & oth activity ..	4 932	41 949	183 277	165	27	28	37	46	18	9	—	—	—
332811	Metal heat treating .....	704	6 922	28 174	28	2	5	9	10	1	1	—	—	—
332812	Metal coating, engraving & allied services .....	1 213	10 333	44 742	47	11	7	11	11	5	2	—	—	—
332813	Electroplating, polish, anodize, coloring .....	3 015	24 694	110 361	90	14	16	17	25	12	6	—	—	—
3329	Other fabricated metal product mfg .....	7 966	73 875	314 054	142	40	26	20	21	15	12	5	3	—
33291	Metal valve mfg .....	2 889	25 328	115 783	31	2	3	5	6	4	10	—	1	—
332911	Industrial valve mfg .....	761	6 942	29 804	9	2	—	1	2	1	3	—	—	—
332912	Fluid power valve & hose fitting mfg .....	1 283	11 703	56 795	14	—	3	2	3	2	3	—	1	—
332913	Plumbing fixture fitting & trim mfg .....	(F)	(D)	(D)	6	—	—	2	1	—	3	—	—	—
332919	Other metal valve & pipe fitting mfg .....	(C)	(D)	(D)	2	—	—	—	—	1	1	—	—	—
33299	All other fabricated metal product mfg .....	5 077	48 547	198 271	111	38	23	15	15	11	2	5	2	—
332991	Ball & roller bearing mfg .....	1 574	18 048	67 386	15	3	2	1	5	1	1	1	—	—
332994	Small arms mfg .....	1 825	16 440	70 776	12	1	2	4	1	—	3	1	—	—
332995	Other ordnance & accessories mfg .....	(B)	(D)	(D)	3	2	—	—	—	—	—	—	—	—
332996	Fabricated pipe & pipe fitting mfg .....	116	1 033	4 677	12	5	4	1	2	—	—	—	—	—
332997	Industrial pattern mfg .....	26	261	1 079	10	9	1	—	—	—	—	—	—	—
332998	Enameled iron & metal sanitary ware mfg .....	(B)	(D)	(D)	1	—	—	—	1	—	—	—	—	—
332999	All other misc fabricated metal product mfg .....	1 480	12 457	52 910	58	18	14	9	9	6	1	1	—	—
333	Machinery mfg .....	22 479	257 018	1 015 157	624	209	126	113	94	43	26	8	3	2
3331	Ag, construction & mining machinery mfg ....	(C)	(D)	(D)	12	6	3	1	—	2	—	—	—	—
33311	Agricultural implement mfg .....	(B)	(D)	(D)	3	1	—	1	—	1	—	—	—	—
333111	Farm machinery & equipment mfg .....	(B)	(D)	(D)	2	1	—	—	—	1	—	—	—	—
333112	Lawn & garden equipment mfg .....	(A)	(D)	(D)	1	—	—	1	—	—	—	—	—	—
33312	Construction machinery mfg .....	(B)	(D)	(D)	7	4	2	—	—	1	—	—	—	—
333120	Construction machinery mfg .....	(B)	(D)	(D)	7	4	2	—	—	1	—	—	—	—
33313	Mining & oil & gas field machinery mfg ....	(A)	(D)	(D)	2	1	1	—	—	—	—	—	—	—
333131	Mining machinery & equipment mfg .....	(A)	(D)	(D)	1	—	1	—	—	—	—	—	—	—
333132	Oil & gas field machinery & equipment mfg .....	(A)	(D)	(D)	1	1	—	—	—	—	—	—	—	—
3332	Industrial machinery mfg .....	5 086	61 378	246 365	83	24	12	10	17	11	5	2	1	1
33322	Plastics & rubber industry machinery mfg ..	(F)	(D)	(D)	13	4	2	2	2	2	—	1	—	—
333220	Plastics & rubber industry machinery mfg .....	(F)	(D)	(D)	13	4	2	2	2	2	—	1	—	—
33329	Other industrial machinery mfg .....	(H)	(D)	(D)	70	20	10	8	15	9	5	1	1	1
333291	Paper industry machinery mfg .....	202	2 056	8 245	5	—	—	1	2	—	—	—	—	—
333292	Textile machinery mfg .....	(E)	(D)	(D)	9	—	2	4	—	1	—	—	—	—
333293	Printing machinery & equipment mfg ....	(F)	(D)	(D)	9	2	2	1	3	—	1	—	—	—
333294	Food product machinery mfg .....	(E)	(D)	(D)	4	2	—	—	—	1	1	—	—	—
333295	Semiconductor machinery mfg .....	(G)	(D)	(D)	3	—	—	—	2	—	—	—	—	1
333298	All other industrial machinery mfg .....	1 560	18 942	75 540	40	16	6	2	8	5	2	1	—	—
3333	Commercial & service industry machinery mfg .....	5 477	64 738	225 208	47	15	3	8	9	6	3	2	—	1
33331	Commercial & service industry machinery mfg .....	5 477	64 738	225 208	47	15	3	8	9	6	3	2	—	1
333311	Automatic vending machine mfg .....	(B)	(D)	(D)	1	—	—	—	—	1	—	—	—	—
333312	Commercial laundry, dryclean & press mach mfg .....	(B)	(D)	(D)	3	1	—	1	1	—	—	—	—	—
333313	Office machinery mfg .....	(H)	(D)	(D)	12	2	1	2	—	3	3	—	—	1
333314	Optical instrument & lens mfg .....	(E)	(D)	(D)	10	4	1	1	2	1	—	1	—	—
333315	Photographic & photocopying equipment mfg .....	(C)	(D)	(D)	4	1	—	1	1	1	—	—	—	—

Note: Employment-size classes are indicated as follows: A—0 to 19; B—20 to 99; C—100 to 249; E—250 to 499; F—500 to 999; G—1,000 to 2,499; H—2,500 to 4,999; I—5,000 to 9,999; J—10,000 to 24,999; K—25,000 to 49,999; L—50,000 to 99,999; M—100,000 or more.

**Table 2. The State—Employees, Payroll, and Establishments by Industry: 1999—Con.**

[Excludes most government employees, railroad employees, and self-employed persons. Size class 1 to 4 includes establishments with payroll, but no employees, during mid-March pay period. (D) denotes figures withheld to avoid disclosing data for individual companies; the data are included in broader industry totals. For explanation of terms, abbreviations, and data reliability/comparability, see introductory text]

NAICS code	Industry	Number of employees for week including March 12	Payroll (\$1,000)		Total number of establishments	Number of establishments by employment-size class										
			First quarter	Annual		1 to 4	5 to 9	10 to 19	20 to 49	50 to 99	100 to 249	250 to 499	500 to 999	1,000 or more		
<b>31-33</b>	<b>Manufacturing—Con.</b>															
333	Machinery mfg—Con.															
3333	Commercial & service industry machinery mfg—Con.															
33331	Commercial & service industry machinery mfg—Con.															
333319	Oth commercial, service industry machinery mfg .....	(E)	(D)	(D)	17	7	1	3	5	-	-	1	-	-	-	-
3334	HVAC & commercial refrigeration equipment mfg .....	(F)	(D)	(D)	23	7	5	3	4	3	1	-	-	-	-	-
33341	HVAC & commercial refrigeration equipment mfg .....	(F)	(D)	(D)	23	7	5	3	4	3	1	-	-	-	-	-
333411	Air purification equipment mfg .....	(B)	(D)	(D)	2	-	-	1	1	-	-	-	-	-	-	-
333412	Industrial & commercial fan & blower mfg .....	(C)	(D)	(D)	3	-	-	-	2	1	-	-	-	-	-	-
333414	Heating equipment (exc warm air furnaces) mfg .....	(C)	(D)	(D)	8	3	2	1	1	1	-	-	-	-	-	-
333415	AC, warm air htg & commercial refig equip mfg .....	(E)	(D)	(D)	10	4	3	1	-	1	1	-	-	-	-	-
3335	Metalworking machinery mfg .....	5 670	60 905	260 499	317	115	73	66	38	14	9	2	-	-	-	-
33351	Metalworking machinery mfg .....	5 670	60 905	260 499	317	115	73	66	38	14	9	2	-	-	-	-
333511	Industrial mold mfg .....	689	7 480	33 738	49	19	7	14	5	4	-	-	-	-	-	-
333512	Machine tool (metal cutting types) mfg ..	1 182	16 153	63 874	18	-	-	2	7	4	2	1	2	-	-	-
333513	Machine tool (metal forming types) mfg ..	(C)	(D)	(D)	5	1	2	1	-	-	1	-	-	-	-	-
333514	Special die, tool, die set, jig & fixture mfg .....	1 591	15 710	69 004	140	54	42	27	11	4	2	-	-	-	-	-
333515	Cutting tool & machine tool accessory mfg .....	1 215	9 909	44 234	78	32	16	13	12	3	2	-	-	-	-	-
333516	Rolling mill machinery & equipment mfg ..	(C)	(D)	(D)	3	-	1	-	1	-	1	-	-	-	-	-
333518	Other metalworking machinery mfg .....	600	6 981	31 714	24	9	3	4	5	1	2	-	-	-	-	-
3336	Engine, turbine & power transmsn equip mfg ..	(H)	(D)	(D)	23	2	2	7	4	3	2	1	2	-	-	-
33361	Engine, turbine & power transmsn equip mfg .....	(H)	(D)	(D)	23	2	2	7	4	3	2	1	2	-	-	-
333611	Turbine & turbine generator set unit mfg ..	(F)	(D)	(D)	5	-	1	-	1	1	2	-	-	-	-	-
333612	Speed changer, ind high-speed drive & gear mfg .....	(B)	(D)	(D)	5	2	-	3	-	-	-	-	-	-	-	-
333613	Mechanical power transmission equipment mfg .....	689	6 222	25 233	10	-	1	4	3	1	-	1	-	-	-	-
333618	Other engine equipment mfg .....	(G)	(D)	(D)	3	-	-	-	-	1	-	-	2	-	-	-
3339	Other general purpose machinery mfg .....	(H)	(D)	(D)	119	40	28	18	22	4	6	1	-	-	-	-
33391	Pump & compressor mfg .....	(C)	(D)	(D)	12	2	6	2	2	-	-	-	-	-	-	-
333911	Pump & pumping equipment mfg .....	(B)	(D)	(D)	6	-	2	-	1	-	-	-	-	-	-	-
333912	Air & gas compressor mfg .....	(B)	(D)	(D)	3	1	2	2	1	-	-	-	-	-	-	-
333913	Measuring & dispensing pump mfg .....	(A)	(D)	(D)	3	1	2	-	-	-	-	-	-	-	-	-
33392	Material handling equipment mfg .....	(C)	(D)	(D)	15	5	2	4	3	1	-	-	-	-	-	-
333921	Elevator & moving stairway mfg .....	(A)	(D)	(D)	2	1	2	-	-	-	-	-	-	-	-	-
333922	Conveyor & conveying equipment mfg ..	(B)	(D)	(D)	6	3	1	2	-	-	-	-	-	-	-	-
333923	Overhead crane, hoist & monorail system mfg .....	(C)	(D)	(D)	5	1	-	-	3	1	-	-	-	-	-	-
333924	Ind truck, tractor, trailer, stacker mach mfg .....	(B)	(D)	(D)	2	-	1	1	-	-	-	-	-	-	-	-
33399	All other general purpose machinery mfg ..	(G)	(D)	(D)	92	33	20	12	17	3	6	1	-	-	-	-
333991	Power-driven handtool mfg .....	151	1 141	5 082	8	4	2	1	-	-	1	-	-	-	-	-
333992	Welding & soldering equipment mfg .....	263	4 184	12 451	8	1	2	1	3	-	1	-	-	-	-	-
333993	Packaging machinery mfg .....	300	3 487	16 008	11	2	3	2	3	-	-	-	-	-	-	-
333994	Industrial process furnace & oven mfg ..	(B)	(D)	(D)	6	1	2	2	1	-	-	-	-	-	-	-
333995	Fluid power cylinder & actuator mfg .....	(C)	(D)	(D)	4	1	1	-	-	2	-	-	-	-	-	-
333996	Fluid power pump & motor mfg .....	(A)	(D)	(D)	1	-	1	-	-	-	-	-	-	-	-	-
333997	Scale & balance (except laboratory) mfg ..	(B)	(D)	(D)	1	-	-	-	1	-	-	-	-	-	-	-
333999	All other general purpose machinery mfg .....	1 351	14 893	64 362	53	24	9	6	9	1	3	1	-	-	-	-
334	Computer & electronic product mfg .....	21 613	238 272	1 039 836	375	97	51	62	69	41	30	20	5	-	-	-
3341	Computer & peripheral equipment mfg .....	742	10 799	41 454	20	8	3	1	4	2	1	1	-	-	-	-
33411	Computer & peripheral equipment mfg .....	742	10 799	41 454	20	8	3	1	4	2	1	1	-	-	-	-
334111	Electronic computer mfg .....	(C)	(D)	(D)	9	4	2	-	3	-	-	-	-	-	-	-
334112	Computer storage device mfg .....	(A)	(D)	(D)	1	1	-	-	-	-	-	-	-	-	-	-
334119	Other computer peripheral equipment mfg .....	609	9 516	34 804	10	3	1	1	1	2	1	1	-	-	-	-
3342	Communications equipment mfg .....	3 950	45 226	181 263	49	8	8	9	9	5	5	4	1	-	-	-
33421	Telephone apparatus mfg .....	1 500	17 525	75 137	19	1	7	3	2	2	2	2	-	-	-	-
334210	Telephone apparatus mfg .....	1 500	17 525	75 137	19	1	7	3	2	2	2	2	-	-	-	-
33422	Radio, TV broadcast & wireless comm equip mfg .....	1 733	20 185	76 182	21	3	1	4	6	3	2	2	-	-	-	-
334220	Radio, TV broadcast & wireless comm equip mfg .....	1 733	20 185	76 182	21	3	1	4	6	3	2	2	-	-	-	-
33429	Other communications equipment mfg .....	717	7 516	29 944	9	4	-	2	1	-	1	-	-	-	-	-
334290	Other communications equipment mfg ..	717	7 516	29 944	9	4	-	2	1	-	1	-	-	-	-	-
3343	Audio & video equipment mfg .....	(E)	(D)	(D)	6	1	-	2	1	1	1	-	-	-	-	-
33431	Audio & video equipment mfg .....	(E)	(D)	(D)	6	1	-	2	1	1	1	-	-	-	-	-
334310	Audio & video equipment mfg .....	(E)	(D)	(D)	6	1	-	2	1	1	1	-	-	-	-	-
3344	Semiconductor & oth electronic component mfg .....	6 962	66 498	281 197	140	36	19	23	28	14	13	7	-	-	-	-
33441	Semiconductor & oth electronic component mfg .....	6 962	66 498	281 197	140	36	19	23	28	14	13	7	-	-	-	-
334411	Electron tube mfg .....	49	313	1 304	4	2	-	1	1	-	-	-	-	-	-	-
334412	Bare printed circuit board mfg .....	1 374	11 237	52 566	27	10	2	5	5	2	1	2	-	-	-	-
334413	Semiconductor & related device mfg .....	998	14 368	59 634	22	6	5	5	1	-	4	1	-	-	-	-
334414	Electronic capacitor mfg .....	(B)	(D)	(D)	3	1	-	-	1	1	-	-	-	-	-	-
334415	Electronic resistor mfg .....	(B)	(D)	(D)	6	3	3	-	-	-	-	-	-	-	-	-
334416	Electronic coil, transformer, oth inductor mfg .....	617	3 076	13 693	18	4	3	4	4	1	2	-	-	-	-	-
334417	Electronic connector mfg .....	1 004	9 343	38 489	13	1	2	2	3	3	1	2	-	-	-	-
334418	Printed circuit assembly (electronic assembly) mfg .....	666	4 365	20 510	12	1	2	2	3	2	2	-	-	-	-	-

Note: Employment-size classes are indicated as follows: A—0 to 19; B—20 to 99; C—100 to 249; E—250 to 499; F—500 to 999; G—1,000 to 2,499; H—2,500 to 4,999; I—5,000 to 9,999; J—10,000 to 24,999; K—25,000 to 49,999; L—50,000 to 99,999; M—100,000 or more.

**Table 2. The State—Employees, Payroll, and Establishments by Industry: 1999—Con.**

[Excludes most government employees, railroad employees, and self-employed persons. Size class 1 to 4 includes establishments with payroll, but no employees, during mid-March pay period. (D) denotes figures withheld to avoid disclosing data for individual companies; the data are included in broader industry totals. For explanation of terms, abbreviations, and data reliability/comparability, see introductory text.]

NAICS code	Industry	Number of employees for week including March 12	Payroll (\$1,000)		Total number of establishments	Number of establishments by employment-size class											
			First quarter	Annual		1 to 4	5 to 9	10 to 19	20 to 49	50 to 99	100 to 249	250 to 499	500 to 999	1,000 or more			
<b>31-33</b>	<b>Manufacturing—Con.</b>																
334	Computer & electronic product mfg—Con.																
3344	Semiconductor & oth electronic component mfg—Con.																
33441	Semiconductor & oth electronic component mfg—Con.																
334419	Other electronic component mfg . . . . .	2 140	23 288	92 499	35	8	2	4	11	5	3	2	—	—			
3345	Nav, measuring, medical, control instruments mfg . . . . .	9 523	111 585	518 941	154	40	20	27	27	19	9	8	4	—			
33451	Nav, measuring, medical, control instruments mfg . . . . .	9 523	111 585	518 941	154	40	20	27	27	19	9	8	4	—			
334510	Electromedical apparatus mfg . . . . .	398	4 097	18 758	15	3	2	5	4	—	1	—	—	—			
334511	Search, detection & navigation instrument mfg . . . . .	2 618	36 977	142 737	20	5	3	5	1	1	2	2	—	—			
334512	Automatic environmental control mfg . . . . .	120	1 030	4 796	5	—	1	1	2	1	—	—	—	—			
334513	Industrial process control mfg . . . . .	2 846	31 080	129 895	40	14	4	4	6	7	1	2	2	—			
334514	Total fluid meter & counting device mfg . . . . .	536	3 666	14 860	9	2	1	2	1	2	—	1	—	—			
334515	Electricity measuring, testing instrument mfg . . . . .	345	4 385	20 308	9	1	2	—	3	2	1	—	—	—			
334516	Analytical laboratory instrument mfg . . . . .	483	7 873	85 039	16	6	2	2	1	4	1	—	—	—			
334517	Irradiation apparatus mfg . . . . .	450	5 592	20 859	5	1	1	1	—	—	1	—	—	—			
334518	Watch, clock & part mfg . . . . .	348	2 444	10 738	8	3	1	—	1	2	1	—	—	—			
334519	Other measuring & controlling device mfg . . . . .	1 379	14 441	70 951	27	5	3	7	7	—	3	2	—	—			
3346	Mfg & reproducing magnetic & optical media . . . . .	(C)	(D)	(D)	6	4	1	—	—	—	1	—	—	—			
33461	Mfg & reproducing magnetic & optical media . . . . .	(C)	(D)	(D)	6	4	1	—	—	—	1	—	—	—			
334612	Prerecorded CD, tape, record reproducing . . . . .	(C)	(D)	(D)	3	1	1	—	—	—	1	—	—	—			
334613	Magnetic and optical recording media mfg . . . . .	(A)	(D)	(D)	3	3	—	—	—	—	—	—	—	—			
335	Electrical equip, appliance & component mfg . . . . .	14 007	132 607	571 640	212	44	27	32	51	26	15	12	5	—			
3351	Electric lighting equipment mfg . . . . .	1 381	10 518	50 423	30	9	2	4	7	4	3	1	—	—			
33511	Electric lamp bulb & part mfg . . . . .	(F)	(D)	(D)	2	—	—	—	—	—	1	1	—	—			
335110	Electric lamp bulb & part mfg . . . . .	(F)	(D)	(D)	2	—	—	—	—	—	1	1	—	—			
33512	Lighting fixture mfg . . . . .	(F)	(D)	(D)	28	9	2	4	7	4	2	—	—	—			
335121	Residential electric lighting fixture mfg . . . . .	(C)	(D)	(D)	8	4	—	1	2	1	—	—	—	—			
335122	Commercial electric lighting fixture mfg . . . . .	308	2 409	11 308	10	1	1	3	3	1	1	—	—	—			
335129	Other lighting equipment mfg . . . . .	342	2 871	14 584	10	4	1	—	2	2	1	—	—	—			
3352	Household appliance mfg . . . . .	489	2 882	12 661	8	—	—	2	3	1	2	—	—	—			
33521	Small electrical appliance mfg . . . . .	(E)	(D)	(D)	6	—	—	1	2	1	2	—	—	—			
335211	Electric housewares & fan mfg . . . . .	(E)	(D)	(D)	6	—	—	1	2	1	2	—	—	—			
33522	Major appliance mfg . . . . .	(B)	(D)	(D)	2	—	—	1	1	—	—	—	—	—			
335221	Household cooking appliance mfg . . . . .	(B)	(D)	(D)	1	—	—	1	—	—	—	—	—	—			
335228	Other major household appliance mfg . . . . .	(A)	(D)	(D)	1	—	—	—	—	—	—	—	—	—			
3353	Electrical equipment mfg . . . . .	4 510	48 500	204 468	82	20	13	17	15	8	4	3	2	—			
33531	Electrical equipment mfg . . . . .	4 510	48 500	204 468	82	20	13	17	15	8	4	3	2	—			
335311	Power, distribution, specially transformer mfg . . . . .	(E)	(D)	(D)	7	—	1	2	2	1	1	—	—	—			
335312	Motor & generator mfg . . . . .	2 213	20 427	79 789	17	3	2	—	4	3	2	2	1	—			
335313	Switchgear & switchboard apparatus mfg . . . . .	(F)	(D)	(D)	11	4	—	4	1	1	—	—	1	—			
335314	Relay & industrial control mfg . . . . .	1 113	10 339	49 406	47	13	10	11	8	3	1	1	—	—			
3359	Other electrical equipment & component mfg . . . . .	7 627	70 707	304 088	92	15	12	9	26	13	6	8	3	—			
33591	Battery mfg . . . . .	254	1 966	8 412	5	—	—	1	2	1	1	—	—	—			
335911	Storage battery mfg . . . . .	254	1 966	8 412	5	—	—	1	2	1	1	—	—	—			
33592	Communication & energy wire & cable mfg . . . . .	2 692	23 144	99 944	24	4	3	2	5	4	2	2	2	—			
335921	Fiber optic cable mfg . . . . .	94	700	3 094	3	—	1	—	1	—	—	—	—	—			
335929	Other communication & energy wire mfg . . . . .	2 598	22 444	96 850	21	4	2	2	4	3	2	2	2	—			
33593	Wiring device mfg . . . . .	2 398	23 334	103 792	23	4	3	2	8	1	1	3	1	—			
335931	Current-carrying wiring device mfg . . . . .	1 038	9 190	46 965	17	2	2	2	8	1	1	—	—	—			
335932	Noncurrent-carrying wiring device mfg . . . . .	1 360	14 144	56 827	6	2	1	—	—	—	—	2	1	—			
33599	All oth electrical equipment & component mfg . . . . .	2 283	22 263	91 940	40	7	6	4	11	7	2	3	—	—			
335991	Carbon & graphite product mfg . . . . .	169	1 643	7 048	5	—	2	—	2	1	—	—	—	—			
335999	All oth misc electrical equip & component mfg . . . . .	2 114	20 620	84 892	35	7	4	4	9	6	2	3	—	—			
336	Transportation equipment mfg . . . . .	48 968	676 428	2 729 453	210	46	29	17	37	25	32	8	9	7			
3361	Motor vehicle mfg . . . . .	(A)	(D)	(D)	1	1	—	—	—	—	—	—	—	—			
33611	Automobile & light duty motor vehicle mfg . . . . .	(A)	(D)	(D)	1	1	—	—	—	—	—	—	—	—			
336111	Automobile mfg . . . . .	(A)	(D)	(D)	1	1	—	—	—	—	—	—	—	—			
3362	Motor vehicle body & trailer mfg . . . . .	(B)	(D)	(D)	5	2	2	—	1	—	—	—	—	—			
33621	Motor vehicle body & trailer mfg . . . . .	(B)	(D)	(D)	5	2	2	—	1	—	—	—	—	—			
336211	Motor vehicle body mfg . . . . .	(B)	(D)	(D)	3	1	1	—	1	—	—	—	—	—			
336214	Travel trailer & camper mfg . . . . .	(A)	(D)	(D)	2	1	1	—	—	—	—	—	—	—			
3363	Motor vehicle parts mfg . . . . .	(I)	(D)	(D)	63	15	13	5	8	6	9	3	4	—			
33631	Motor vehicle gas engine & engine parts mfg . . . . .	(G)	(D)	(D)	8	3	2	—	—	—	1	—	2	—			
336312	Gasoline engine & engine parts mfg . . . . .	(G)	(D)	(D)	8	3	2	—	—	—	1	—	2	—			
33632	MV electrical & electronic equipment mfg . . . . .	2 450	21 417	84 515	18	5	4	—	2	1	3	2	1	—			
336321	Vehicle lighting equipment mfg . . . . .	(E)	(D)	(D)	4	1	1	—	—	1	—	1	—	—			
336322	Other MV electrical & electronic equip mfg . . . . .	(G)	(D)	(D)	14	4	3	—	2	—	3	1	1	—			
33633	Motor vehicle steering & suspension parts mfg . . . . .	(B)	(D)	(D)	2	—	1	—	1	—	—	—	—	—			
336330	Motor vehicle steering & suspension parts mfg . . . . .	(B)	(D)	(D)	2	—	1	—	1	—	—	—	—	—			
33634	Motor vehicle brake system mfg . . . . .	290	3 078	12 667	5	1	1	—	1	1	1	—	—	—			
336340	Motor vehicle brake system mfg . . . . .	290	3 078	12 667	5	1	1	—	1	1	1	—	—	—			

Note: Employment-size classes are indicated as follows: A—0 to 19; B—20 to 99; C—100 to 249; E—250 to 499; F—500 to 999; G—1,000 to 2,499; H—2,500 to 4,999; I—5,000 to 9,999; J—10,000 to 24,999; K—25,000 to 49,999; L—50,000 to 99,999; M—100,000 or more.



**Table 2. The State—Employees, Payroll, and Establishments by Industry: 1999—Con.**

[Excludes most government employees, railroad employees, and self-employed persons. Size class 1 to 4 includes establishments with payroll, but no employees, during mid-March pay period. (D) denotes figures withheld to avoid disclosing data for individual companies; the data are included in broader industry totals. For explanation of terms, abbreviations, and data reliability/comparability, see introductory text.]

NAICS code	Industry	Number of employees for week including March 12	Payroll (\$1,000)		Total number of establishments	Number of establishments by employment-size class									
			First quarter	Annual		1 to 4	5 to 9	10 to 19	20 to 49	50 to 99	100 to 249	250 to 499	500 to 999	1,000 or more	
42	<b>Wholesale trade</b> .....	<b>75 745</b>	<b>947 774</b>	<b>4 185 453</b>	<b>5 179</b>	<b>2 687</b>	<b>989</b>	<b>703</b>	<b>504</b>	<b>176</b>	<b>98</b>	<b>16</b>	<b>3</b>	<b>3</b>	
421	Wholesale trade, durable goods .....	44 241	559 463	2 475 739	3 458	1 794	694	468	326	123	47	3	2	1	
4211	Motor vehicle, motor vehicle pt & supply whsle .....	2 979	20 030	105 568	253	107	71	40	22	11	2	—	—	—	
42111	Automobile & other motor vehicle whsle .....	1 262	8 578	50 443	68	33	13	7	6	7	2	—	—	—	
421110	Automobile & other motor vehicle whsle .....	1 262	8 578	50 443	68	33	13	7	6	7	2	—	—	—	
42112	Motor vehicle supplies & new parts whsle .....	1 191	8 392	39 909	112	45	34	17	12	4	—	—	—	—	
421120	Motor vehicle supplies & new parts whsle .....	1 191	8 392	39 909	112	45	34	17	12	4	—	—	—	—	
42113	Tire & tube whsle .....	194	1 287	7 040	17	5	3	6	3	—	—	—	—	—	
421130	Tire & tube whsle .....	194	1 287	7 040	17	5	3	6	3	—	—	—	—	—	
42114	Motor vehicle parts (used) whsle .....	332	1 773	8 176	56	24	21	10	1	—	—	—	—	—	
421140	Motor vehicle parts (used) whsle .....	332	1 773	8 176	56	24	21	10	1	—	—	—	—	—	
4212	Furniture & home furnishing whsle .....	1 838	18 448	86 236	160	96	18	22	22	1	—	1	—	—	
42121	Furniture whsle .....	1 147	12 063	54 967	79	49	8	10	11	—	1	—	—	—	
421210	Furniture whsle .....	1 147	12 063	54 967	79	49	8	10	11	—	1	—	—	—	
42122	Home furnishing whsle .....	691	6 385	31 269	81	47	10	12	11	1	—	—	—	—	
421220	Home furnishing whsle .....	691	6 385	31 269	81	47	10	12	11	1	—	—	—	—	
4213	Lumber & other construction materials whsle .....	1 784	17 964	77 851	150	67	32	22	25	2	2	—	—	—	
42131	Lumber, plywood, millwork & wood panel whsle .....	838	7 885	36 930	68	27	14	13	12	1	1	—	—	—	
421310	Lumber, plywood, millwork & wood panel whsle .....	838	7 885	36 930	68	27	14	13	12	1	1	—	—	—	
42132	Brick & related construction material whsle .....	230	2 290	10 753	32	16	11	2	3	—	—	—	—	—	
421320	Brick & related construction material whsle .....	230	2 290	10 753	32	16	11	2	3	—	—	—	—	—	
42133	Roofing, siding & insulation material whsle .....	322	3 330	12 523	23	12	5	3	2	—	1	—	—	—	
421330	Roofing, siding & insulation material whsle .....	322	3 330	12 523	23	12	5	3	2	—	1	—	—	—	
42139	Other construction material whsle .....	394	4 459	17 645	27	12	2	4	8	1	—	—	—	—	
421390	Other construction material whsle .....	394	4 459	17 645	27	12	2	4	8	1	—	—	—	—	
4214	Professional & commercial equip & supp whsle .....	11 541	199 360	882 354	612	291	120	81	75	30	13	1	—	1	
42141	Photographic equipment & supplies whsle .....	271	3 270	15 426	25	9	9	3	3	1	—	—	—	—	
421410	Photographic equipment & supplies whsle .....	271	3 270	15 426	25	9	9	3	3	1	—	—	—	—	
42142	Office equipment whsle .....	1 792	20 214	82 515	109	40	30	15	16	5	3	—	—	—	
421420	Office equipment whsle .....	1 792	20 214	82 515	109	40	30	15	16	5	3	—	—	—	
42143	Computer & peripheral equip & software whsle .....	3 768	72 445	289 409	254	132	35	34	33	16	4	—	—	—	
421430	Computer & peripheral equip & software whsle .....	3 768	72 445	289 409	254	132	35	34	33	16	4	—	—	—	
42144	Other commercial equipment whsle .....	546	5 159	35 476	55	25	14	10	5	—	1	—	—	—	
421440	Other commercial equipment whsle .....	546	5 159	35 476	55	25	14	10	5	—	1	—	—	—	
42145	Medical, dental, hospital equip & supp whsle .....	4 026	87 318	411 601	108	60	21	10	8	6	1	1	—	1	
421450	Medical, dental, hospital equip & supp whsle .....	4 026	87 318	411 601	108	60	21	10	8	6	1	1	—	1	
42146	Ophthalmic goods whsle .....	524	4 772	20 901	21	6	4	3	5	1	2	—	—	—	
421460	Ophthalmic goods whsle .....	524	4 772	20 901	21	6	4	3	5	1	2	—	—	—	
42149	Oth professional equipment & supplies whsle .....	614	6 182	27 026	40	19	7	6	5	1	2	—	—	—	
421490	Oth professional equipment & supplies whsle .....	614	6 182	27 026	40	19	7	6	5	1	2	—	—	—	
4215	Metal & mineral (except petroleum) whsle .....	2 196	26 691	120 753	182	89	40	28	12	10	3	—	—	—	
42151	Metal service centers & offices whsle .....	2 140	24 472	112 145	169	80	38	26	12	10	3	—	—	—	
421510	Metal service centers & offices whsle .....	2 140	24 472	112 145	169	80	38	26	12	10	3	—	—	—	
42152	Coal & other mineral & ore whsle .....	56	2 219	8 608	13	9	2	2	—	—	—	—	—	—	
421520	Coal & other mineral & ore whsle .....	56	2 219	8 608	13	9	2	2	—	—	—	—	—	—	
4216	Electrical goods whsle .....	7 538	104 517	436 086	509	255	95	72	51	23	11	1	1	—	
42161	Elec equip, wiring supp, const material whsle .....	2 711	40 656	157 306	190	92	39	32	16	8	2	—	1	—	
421610	Elec equip, wiring supp, const material whsle .....	2 711	40 656	157 306	190	92	39	32	16	8	2	—	1	—	
42162	Electric appliance, TV, radio set whsle .....	522	7 252	34 804	37	18	8	5	3	2	1	—	—	—	
421620	Electric appliance, TV, radio set whsle .....	522	7 252	34 804	37	18	8	5	3	2	1	—	—	—	
42169	Other electronic parts & equipment whsle .....	4 305	56 609	243 976	282	145	48	35	32	13	8	1	—	—	
421690	Other electronic parts & equipment whsle .....	4 305	56 609	243 976	282	145	48	35	32	13	8	1	—	—	
4217	Hardware, plumb & heating equip & sup whsle .....	2 236	21 706	106 259	252	133	59	32	20	8	—	—	—	—	
42171	Hardware whsle .....	1 134	10 418	50 785	117	66	22	12	13	4	—	—	—	—	
421710	Hardware whsle .....	1 134	10 418	50 785	117	66	22	12	13	4	—	—	—	—	
42172	Plumbing & heating equipment & supplies whsle .....	442	4 014	20 714	63	31	17	10	4	1	—	—	—	—	
421720	Plumbing & heating equipment & supplies whsle .....	442	4 014	20 714	63	31	17	10	4	1	—	—	—	—	
42173	Warm air heating & AC equip & supplies whsle .....	599	6 840	32 448	57	25	18	8	3	3	—	—	—	—	
421730	Warm air heating & AC equip & supplies whsle .....	599	6 840	32 448	57	25	18	8	3	3	—	—	—	—	
42174	Refrigeration equipment & supplies whsle .....	61	434	2 312	15	11	2	2	—	—	—	—	—	—	
421740	Refrigeration equipment & supplies whsle .....	61	434	2 312	15	11	2	2	—	—	—	—	—	—	
4218	Machinery, equipment & supplies whsle .....	9 879	112 390	482 811	941	509	201	133	61	27	9	—	1	—	
42181	Const & mining (exc petroleum) equip whsle .....	648	6 595	30 219	52	20	14	9	6	2	1	—	—	—	
421810	Const & mining (exc petroleum) equip whsle .....	648	6 595	30 219	52	20	14	9	6	2	1	—	—	—	
42182	Farm & garden machinery & equipment whsle .....	509	4 060	20 759	28	16	3	4	2	2	1	—	—	—	
421820	Farm & garden machinery & equipment whsle .....	509	4 060	20 759	28	16	3	4	2	2	1	—	—	—	

Note: Employment-size classes are indicated as follows: A—0 to 19; B—20 to 99; C—100 to 249; E—250 to 499; F—500 to 999; G—1,000 to 2,499; H—2,500 to 4,999; I—5,000 to 9,999; J—10,000 to 24,999; K—25,000 to 49,999; L—50,000 to 99,999; M—100,000 or more.











**Table 2. The State—Employees, Payroll, and Establishments by Industry: 1999—Con.**

[Excludes most government employees, railroad employees, and self-employed persons. Size class 1 to 4 includes establishments with payroll, but no employees, during mid-March pay period. (D) denotes figures withheld to avoid disclosing data for individual companies; the data are included in broader industry totals. For explanation of terms, abbreviations, and data reliability/comparability, see introductory text]

NAICS code	Industry	Number of employees for week including March 12	Payroll (\$1,000)		Total number of establishments	Number of establishments by employment-size class								
			First quarter	Annual		1 to 4	5 to 9	10 to 19	20 to 49	50 to 99	100 to 249	250 to 499	500 to 999	1,000 or more
<b>48-49</b>	<b>Transportation &amp; warehousing—Con.</b>													
485	Transit & ground passenger transportation . . . . .	11 588	52 956	228 160	340	88	43	49	82	54	22	1	1	—
4851	Urban transit systems . . . . .	1 208	10 583	44 674	10	—	3	2	1	2	1	—	1	—
48511	Urban transit systems . . . . .	1 208	10 583	44 674	10	—	3	2	1	2	1	—	1	—
485111	Mixed mode transit systems . . . . .	(C)	(D)	(D)	1	—	—	—	—	—	—	—	—	—
485112	Commuter rail systems . . . . .	(A)	(D)	(D)	1	—	—	1	—	—	—	—	—	—
485113	Bus & other motor vehicle transit systems . . . . .	(G)	(D)	(D)	8	—	3	1	1	2	—	—	1	—
4852	Interurban & rural bus transportation . . . . .	(A)	(D)	(D)	1	—	—	1	—	—	—	—	—	—
48521	Interurban & rural bus transportation . . . . .	(A)	(D)	(D)	1	—	—	1	—	—	—	—	—	—
485210	Interurban & rural bus transportation . . . . .	(A)	(D)	(D)	1	—	—	1	—	—	—	—	—	—
4853	Taxi & limousine service . . . . .	(G)	(D)	(D)	146	62	25	24	30	3	2	—	—	—
48531	Taxi service . . . . .	(C)	(D)	(D)	30	17	9	1	3	—	—	—	—	—
485310	Taxi service . . . . .	(C)	(D)	(D)	30	17	9	1	3	—	—	—	—	—
48532	Limousine service . . . . .	1 732	9 637	43 813	116	45	16	23	27	3	2	—	—	—
485320	Limousine service . . . . .	1 732	9 637	43 813	116	45	16	23	27	3	2	—	—	—
4854	School & employee bus transportation . . . . .	7 024	24 796	101 680	132	11	9	11	41	43	16	1	—	—
48541	School & employee bus transportation . . . . .	7 024	24 796	101 680	132	11	9	11	41	43	16	1	—	—
485410	School & employee bus transportation . . . . .	7 024	24 796	101 680	132	11	9	11	41	43	16	1	—	—
4855	Charter bus industry . . . . .	681	3 989	20 306	14	2	2	1	5	1	3	—	—	—
48551	Charter bus industry . . . . .	681	3 989	20 306	14	2	2	1	5	1	3	—	—	—
485510	Charter bus industry . . . . .	681	3 989	20 306	14	2	2	1	5	1	3	—	—	—
4859	Oth transit & ground passenger transportation . . . . .	(F)	(D)	(D)	37	13	4	10	5	5	—	—	—	—
48599	Oth transit & ground passenger transportation . . . . .	(F)	(D)	(D)	37	13	4	10	5	5	—	—	—	—
485991	Special needs transportation . . . . .	(F)	(D)	(D)	29	7	3	10	4	5	—	—	—	—
485999	All other transit & ground passenger trans . . . . .	(B)	(D)	(D)	8	6	1	—	1	—	—	—	—	—
486	Pipeline transportation . . . . .	(C)	(D)	(D)	6	3	1	—	1	1	—	—	—	—
4862	Pipeline transportation of natural gas . . . . .	(C)	(D)	(D)	6	3	1	—	1	1	—	—	—	—
48621	Pipeline transportation of natural gas . . . . .	(C)	(D)	(D)	6	3	1	—	1	1	—	—	—	—
486210	Pipeline transportation of natural gas . . . . .	(C)	(D)	(D)	6	3	1	—	1	1	—	—	—	—
487	Scenic & sightseeing transportation . . . . .	(B)	(D)	(D)	16	13	—	2	1	—	—	—	—	—
4871	Scenic & sightseeing transportation, land . . . . .	(A)	(D)	(D)	2	2	—	—	—	—	—	—	—	—
48711	Scenic & sightseeing transportation, land . . . . .	(A)	(D)	(D)	2	2	—	—	—	—	—	—	—	—
487110	Scenic & sightseeing transportation, land . . . . .	(A)	(D)	(D)	2	2	—	—	—	—	—	—	—	—
4872	Scenic & sightseeing transportation, water . . . . .	(B)	(D)	(D)	13	10	—	2	1	—	—	—	—	—
48721	Scenic & sightseeing transportation, water . . . . .	(B)	(D)	(D)	13	10	—	2	1	—	—	—	—	—
487210	Scenic & sightseeing transportation, water . . . . .	(B)	(D)	(D)	13	10	—	2	1	—	—	—	—	—
4879	Scenic & sightseeing transportation, other . . . . .	(A)	(D)	(D)	1	1	—	—	—	—	—	—	—	—
48799	Scenic & sightseeing transportation, other . . . . .	(A)	(D)	(D)	1	1	—	—	—	—	—	—	—	—
487990	Scenic & sightseeing transportation, other . . . . .	(A)	(D)	(D)	1	1	—	—	—	—	—	—	—	—
488	Transportation support activities . . . . .	3 212	34 442	146 840	291	147	61	47	24	7	5	—	—	—
4881	Air transportation support activities . . . . .	1 125	8 081	35 659	46	15	9	9	8	2	3	—	—	—
48811	Airport operations . . . . .	663	3 689	17 363	23	5	3	7	6	—	2	—	—	—
488111	Air traffic control . . . . .	(B)	(D)	(D)	5	1	3	1	—	—	—	—	—	—
488119	Other airport operations . . . . .	(F)	(D)	(D)	18	4	—	6	6	—	2	—	—	—
48819	Other air transportation support activities . . . . .	462	4 392	18 296	23	10	6	2	2	2	1	—	—	—
488190	Other air transportation support activities . . . . .	462	4 392	18 296	23	10	6	2	2	2	1	—	—	—
4882	Rail transportation support activities . . . . .	(A)	(D)	(D)	1	—	—	1	—	—	—	—	—	—
48821	Rail transportation support activities . . . . .	(A)	(D)	(D)	1	—	—	1	—	—	—	—	—	—
488210	Rail transportation support activities . . . . .	(A)	(D)	(D)	1	—	—	1	—	—	—	—	—	—
4883	Water transportation support activities . . . . .	150	1 747	7 406	28	20	2	3	3	—	—	—	—	—
48831	Port & harbor operations . . . . .	(B)	(D)	(D)	4	2	1	—	1	—	—	—	—	—
488310	Port & harbor operations . . . . .	(B)	(D)	(D)	4	2	1	—	1	—	—	—	—	—
48832	Marine cargo handling . . . . .	(B)	(D)	(D)	4	2	—	1	1	—	—	—	—	—
488320	Marine cargo handling . . . . .	(B)	(D)	(D)	4	2	—	1	1	—	—	—	—	—
48833	Navigational services to shipping . . . . .	(B)	(D)	(D)	6	5	—	—	1	—	—	—	—	—
488330	Navigational services to shipping . . . . .	(B)	(D)	(D)	6	5	—	—	1	—	—	—	—	—
48839	Other water transportation support activities . . . . .	46	440	2 282	14	11	1	2	—	—	—	—	—	—
488390	Other water transportation support activities . . . . .	46	440	2 282	14	11	1	2	—	—	—	—	—	—
4884	Road transportation support activities . . . . .	(E)	(D)	(D)	40	21	9	8	1	1	—	—	—	—
48841	Motor vehicle towing . . . . .	(C)	(D)	(D)	33	16	8	8	1	—	—	—	—	—
488410	Motor vehicle towing . . . . .	(C)	(D)	(D)	33	16	8	8	1	—	—	—	—	—
48849	Other road transportation support activities . . . . .	(C)	(D)	(D)	7	5	1	—	—	1	—	—	—	—
488490	Other road transportation support activities . . . . .	(C)	(D)	(D)	7	5	1	—	—	1	—	—	—	—
4885	Freight transportation arrangement . . . . .	1 369	21 688	88 258	160	82	38	24	12	3	1	—	—	—
48851	Freight transportation arrangement . . . . .	1 369	21 688	88 258	160	82	38	24	12	3	1	—	—	—
488510	Freight transportation arrangement . . . . .	1 369	21 688	88 258	160	82	38	24	12	3	1	—	—	—
4889	Other transportation support activities . . . . .	(C)	(D)	(D)	16	9	3	2	—	1	1	—	—	—
48899	Other transportation support activities . . . . .	(C)	(D)	(D)	16	9	3	2	—	1	1	—	—	—
488991	Packing & crating . . . . .	(C)	(D)	(D)	15	8	3	2	—	1	1	—	—	—
488999	All other transportation support activities . . . . .	(A)	(D)	(D)	1	1	—	—	—	—	—	—	—	—

Note: Employment-size classes are indicated as follows: A—0 to 19; B—20 to 99; C—100 to 249; E—250 to 499; F—500 to 999; G—1,000 to 2,499; H—2,500 to 4,999; I—5,000 to 9,999; J—10,000 to 24,999; K—25,000 to 49,999; L—50,000 to 99,999; M—100,000 or more.











**Table 2. The State—Employees, Payroll, and Establishments by Industry: 1999—Con.**

[Excludes most government employees, railroad employees, and self-employed persons. Size class 1 to 4 includes establishments with payroll, but no employees, during mid-March pay period. (D) denotes figures withheld to avoid disclosing data for individual companies; the data are included in broader industry totals. For explanation of terms, abbreviations, and data reliability/comparability, see introductory text]

NAICS code	Industry	Number of employees for week including March 12	Payroll (\$1,000)		Total number of establishments	Number of establishments by employment-size class											
			First quarter	Annual		1 to 4	5 to 9	10 to 19	20 to 49	50 to 99	100 to 249	250 to 499	500 to 999	1,000 or more			
<b>54</b>	<b>Professional, scientific &amp; technical services—Con.</b>																
541	Professional, scientific & technical services—Con.																
5418	Advertising & related services—Con.																
54189	Other services related to advertising .....	882	10 731	41 899	111	78	20	7	1	4	1	—	—	—	—	—	—
541890	Other services related to advertising .....	882	10 731	41 899	111	78	20	7	1	4	1	—	—	—	—	—	—
5419	Oth professional, scientific, technical services .....	8 699	108 058	473 082	767	429	162	107	52	10	5	1	—	—	—	—	1
54191	Marketing research & public opinion polling .....	4 898	88 551	373 709	144	74	20	14	24	5	5	1	—	—	—	—	1
541910	Marketing research & public opinion polling .....	4 898	88 551	373 709	144	74	20	14	24	5	5	1	—	—	—	—	1
54192	Photographic services .....	(F)	(D)	(D)	191	143	33	12	2	1	—	—	—	—	—	—	—
541921	Photography studios, portrait .....	476	1 417	7 849	130	94	26	9	—	1	—	—	—	—	—	—	—
541922	Commercial photography .....	(C)	(D)	(D)	61	49	7	3	2	—	—	—	—	—	—	—	—
54193	Translation & interpretation services .....	(B)	(D)	(D)	9	8	—	—	1	—	—	—	—	—	—	—	—
541930	Translation & interpretation services .....	(B)	(D)	(D)	9	8	—	—	1	—	—	—	—	—	—	—	—
54194	Veterinary services .....	2 876	14 814	71 520	293	86	102	77	24	4	—	—	—	—	—	—	—
541940	Veterinary services .....	2 876	14 814	71 520	293	86	102	77	24	4	—	—	—	—	—	—	—
54199	All oth prof, scientific & technical services .....	217	1 585	11 969	130	118	7	4	1	—	—	—	—	—	—	—	—
541990	All oth prof, scientific & technical services .....	217	1 585	11 969	130	118	7	4	1	—	—	—	—	—	—	—	—
<b>55</b>	<b>Management of companies &amp; enterprises .....</b>	<b>48 028</b>	<b>1 195 556</b>	<b>4 498 658</b>	<b>673</b>	<b>207</b>	<b>98</b>	<b>87</b>	<b>92</b>	<b>73</b>	<b>58</b>	<b>40</b>	<b>15</b>	<b>3</b>	<b>40</b>	<b>15</b>	<b>3</b>
551	Management of companies & enterprises .....	48 028	1 195 556	4 498 658	673	207	98	87	92	73	58	40	15	3	40	15	3
5511	Management of companies & enterprises .....	48 028	1 195 556	4 498 658	673	207	98	87	92	73	58	40	15	3	40	15	3
55111	Management of companies & enterprises .....	48 028	1 195 556	4 498 658	673	207	98	87	92	73	58	40	15	3	40	15	3
551111	Offices of bank holding companies .....	79	1 055	7 530	11	7	2	1	—	—	—	—	—	—	—	—	—
551112	Offices of other holding companies .....	3 609	106 381	335 266	130	63	24	17	15	6	3	—	2	—	—	—	—
551114	Corp, subsidiary & regional managing offices .....	44 340	1 088 120	4 155 862	532	137	72	69	76	67	55	40	13	3	40	13	3
<b>56</b>	<b>Admin, support, waste mgt, remediation services .....</b>	<b>106 462</b>	<b>608 850</b>	<b>2 723 190</b>	<b>5 368</b>	<b>3 292</b>	<b>797</b>	<b>519</b>	<b>392</b>	<b>179</b>	<b>121</b>	<b>44</b>	<b>20</b>	<b>4</b>	<b>44</b>	<b>20</b>	<b>4</b>
561	Administrative & support services .....	101 851	569 807	2 562 607	5 058	3 140	744	477	347	165	119	43	19	4	43	19	4
5611	Office administrative services .....	5 822	52 472	233 223	321	181	55	29	35	11	5	3	2	—	—	—	—
56111	Office administrative services .....	5 822	52 472	233 223	321	181	55	29	35	11	5	3	2	—	—	—	—
561110	Office administrative services .....	5 822	52 472	233 223	321	181	55	29	35	11	5	3	2	—	—	—	—
5612	Facilities support services .....	827	8 998	36 597	33	10	4	9	5	3	2	—	—	—	—	—	—
56121	Facilities support services .....	827	8 998	36 597	33	10	4	9	5	3	2	—	—	—	—	—	—
561210	Facilities support services .....	827	8 998	36 597	33	10	4	9	5	3	2	—	—	—	—	—	—
5613	Employment services .....	38 801	197 605	890 109	561	196	30	58	89	86	75	18	7	2	18	7	2
56131	Employment placement agencies .....	4 053	24 819	131 656	164	97	16	18	16	8	6	2	1	—	—	—	—
561310	Employment placement agencies .....	4 053	24 819	131 656	164	97	16	18	16	8	6	2	1	—	—	—	—
56132	Temporary help services .....	27 872	135 317	598 131	362	87	10	36	69	75	64	16	4	1	16	4	1
561320	Temporary help services .....	27 872	135 317	598 131	362	87	10	36	69	75	64	16	4	1	16	4	1
56133	Employee leasing services .....	6 876	37 469	160 322	35	12	4	4	4	3	5	—	2	1	—	—	—
561330	Employee leasing services .....	6 876	37 469	160 322	35	12	4	4	4	3	5	—	2	1	—	—	—
5614	Business support services .....	15 952	94 502	399 683	389	212	62	59	38	10	4	3	—	1	—	—	—
56141	Document preparation services .....	203	1 029	4 773	47	38	5	1	2	1	—	—	—	—	—	—	—
561410	Document preparation services .....	203	1 029	4 773	47	38	5	1	2	1	—	—	—	—	—	—	—
56142	Telephone call centers .....	1 998	10 935	50 112	90	37	10	21	14	5	1	2	—	—	—	—	—
561421	Telephone answering services .....	715	2 664	11 709	53	18	7	19	6	3	—	—	—	—	—	—	—
561422	Telemarketing bureaus .....	1 283	8 271	38 403	37	19	3	2	8	2	1	2	—	—	—	—	—
56143	Business service centers .....	1 086	7 557	30 259	131	78	22	19	10	1	1	—	—	—	—	—	—
561431	Private mail centers .....	150	613	3 095	49	42	5	2	—	—	—	—	—	—	—	—	—
561439	Oth business service centers (incl copy shops) .....	936	6 944	27 164	82	36	17	17	10	1	1	—	—	—	—	—	—
56144	Collection agencies .....	585	4 958	18 782	60	26	15	11	6	2	—	—	—	—	—	—	—
561440	Collection agencies .....	585	4 958	18 782	60	26	15	11	6	2	—	—	—	—	—	—	—
56145	Credit bureaus .....	534	5 121	20 167	11	4	2	1	2	1	—	1	—	—	—	—	—
561450	Credit bureaus .....	534	5 121	20 167	11	4	2	1	2	1	—	1	—	—	—	—	—
56149	Other business support services .....	11 546	64 902	275 590	50	29	8	6	4	—	2	—	—	—	—	—	1
561491	Repossession services .....	(B)	(D)	(D)	10	6	2	2	—	—	—	—	—	—	—	—	—
561492	Court reporting & stenotype services .....	(B)	(D)	(D)	18	14	3	—	1	—	—	—	—	—	—	—	—
561499	All other business support services .....	(J)	(D)	(D)	22	9	3	4	3	—	2	—	—	—	—	—	1
5615	Travel arrangement & reservation services ..	4 295	41 621	168 906	581	356	139	58	17	6	3	2	—	—	—	—	—
56151	Travel agencies .....	3 160	30 731	118 007	486	311	116	38	14	5	1	1	—	—	—	—	—
561510	Travel agencies .....	3 160	30 731	118 007	486	311	116	38	14	5	1	1	—	—	—	—	—
56152	Tour operators .....	445	5 670	26 669	34	20	6	6	1	—	—	—	—	—	—	—	—
561520	Tour operators .....	445	5 670	26 669	34	20	6	6	1	—	—	—	—	—	—	—	—
56159	Oth travel arrangement & reservation services .....	690	5 220	24 230	61	25	17	14	2	1	2	—	—	—	—	—	—
561591	Convention and visitors bureaus .....	117	810	3 651	14	5	5	3	1	—	—	—	—	—	—	—	—
561599	All oth travel arrange & reservation services .....	573	4 410	20 579	47	20	12	11	1	1	2	—	—	—	—	—	—
5616	Investigation & security services .....	8 598	40 325	163 630	216	99	29	26	25	16	11	8	2	—	—	—	—
56161	Investigation, guard & armored car services .....	6 422	23 932	103 616	108	44	8	13	15	11	8	8	1	—	—	—	—
561611	Investigation services .....	507	2 119	10 436	48	30	4	8	4	2	—	—	—	—	—	—	—
561612	Security guards & patrol services .....	5 534	19 774	84 786	52	12	4	5	7	8	7	8	1	—	—	—	—
561613	Armored car services .....	381	2 039	8 414	6	2	—	—	4	1	—	—	—	—	—	—	—
56162	Security systems services .....	2 176	16 393	60 014	108	55	21	13	10	5	3	—	1	—	—	—	—
561621	Security systems services (except locksmiths) .....	2 023	15 290	55 291	71	28	13	12	9	5	3	—	1	—	—	—	—
561622	Locksmiths .....	153	1 103	4 723	37	27	8	1	1	—	—	—	—	—	—	—	—
5617	Services to buildings & dwellings .....	20 314	69 117	382 996	2 609	1 895	369	193	102	24	14	6	6	—	—	—	—
56171	Exterminating & pest control services .....	558	3 287	17 496	108	72	18	10	8	—	—	—	—	—	—	—	—
561710	Exterminating & pest control services .....	558	3 287	17 496	108												

**Table 2. The State—Employees, Payroll, and Establishments by Industry: 1999—Con.**

[Excludes most government employees, railroad employees, and self-employed persons. Size class 1 to 4 includes establishments with payroll, but no employees, during mid-March pay period. (D) denotes figures withheld to avoid disclosing data for individual companies; the data are included in broader industry totals. For explanation of terms, abbreviations, and data reliability/comparability, see introductory text]

NAICS code	Industry	Number of employees for week including March 12	Payroll (\$1,000)		Total number of establishments	Number of establishments by employment-size class											
			First quarter	Annual		1 to 4	5 to 9	10 to 19	20 to 49	50 to 99	100 to 249	250 to 499	500 to 999	1,000 or more			
<b>56</b>	<b>Admin, support, waste mgt, remediation services—Con.</b>																
561	Administrative & support services—Con.																
5617	Services to buildings & dwellings—Con.																
56173	Landscaping services .....	5 433	23 415	170 328	1 543	1 240	193	74	27	5	4	—	—	—	—	—	—
561730	Landscaping services .....	5 433	23 415	170 328	1 543	1 240	193	74	27	5	4	—	—	—	—	—	—
56174	Carpet & upholstery cleaning services .....	362	1 928	9 255	74	51	14	7	2	—	—	—	—	—	—	—	—
561740	Carpet & upholstery cleaning services .....	362	1 928	9 255	74	51	14	7	2	—	—	—	—	—	—	—	—
56179	Other services to buildings & dwellings .....	454	2 893	18 126	118	87	22	5	4	—	—	—	—	—	—	—	—
561790	Other services to buildings & dwellings ..	454	2 893	18 126	118	87	22	5	4	—	—	—	—	—	—	—	—
5619	Other support services .....	7 242	65 167	287 463	348	191	56	45	36	9	5	3	2	1	—	—	—
56191	Packaging & labeling services .....	669	3 968	21 000	37	11	10	5	7	4	—	—	—	—	—	—	—
561910	Packaging & labeling services .....	669	3 968	21 000	37	11	10	5	7	4	—	—	—	—	—	—	—
56192	Convention & trade show organizers .....	1 054	11 429	53 574	53	27	8	9	6	1	1	1	—	—	—	—	—
561920	Convention & trade show organizers .....	1 054	11 429	53 574	53	27	8	9	6	1	1	1	—	—	—	—	—
56199	All other support services .....	5 519	49 770	212 889	258	153	38	31	23	4	4	2	2	1	—	—	—
561990	All other support services .....	5 519	49 770	212 889	258	153	38	31	23	4	4	2	2	1	—	—	—
562	Waste management & remediation services ...	4 611	39 043	160 583	310	152	53	42	45	14	2	1	1	—	—	—	—
5621	Waste collection .....	2 523	20 527	94 249	169	79	27	25	27	9	1	1	—	—	—	—	—
56211	Waste collection .....	2 523	20 527	94 249	169	79	27	25	27	9	1	1	—	—	—	—	—
562111	Solid waste collection .....	2 238	17 801	82 019	146	68	24	21	24	7	1	1	—	—	—	—	—
562112	Hazardous waste collection .....	98	1 083	4 852	8	3	2	—	—	1	—	—	—	—	—	—	—
562119	Other waste collection .....	187	1 643	7 378	15	8	1	2	3	1	—	—	—	—	—	—	—
5622	Waste treatment & disposal .....	1 019	8 977	24 196	29	16	4	2	3	2	1	—	—	—	—	—	—
56221	Waste treatment & disposal .....	1 019	8 977	24 196	29	16	4	2	3	2	1	—	—	—	—	—	—
562211	Hazardous waste treatment & disposal ..	(C)	(D)	(D)	5	3	—	—	—	1	1	—	—	—	—	—	—
562212	Solid waste landfill .....	699	5 159	8 418	16	9	2	2	1	1	—	—	—	—	—	—	—
562213	Solid waste combustors & incinerators ..	(B)	(D)	(D)	5	1	2	—	—	2	—	—	—	—	—	—	—
562219	Other nonhazardous waste treatment & disposal .....	(A)	(D)	(D)	3	3	—	—	—	—	—	—	—	—	—	—	—
5629	Remediation & oth waste management services .....	1 069	9 539	42 138	112	57	22	15	15	3	—	—	—	—	—	—	—
56291	Remediation services .....	490	5 311	22 325	35	10	6	9	9	1	—	—	—	—	—	—	—
562910	Remediation services .....	490	5 311	22 325	35	10	6	9	9	1	—	—	—	—	—	—	—
56292	Materials recovery facilities .....	115	657	3 126	14	6	4	2	2	—	—	—	—	—	—	—	—
562920	Materials recovery facilities .....	115	657	3 126	14	6	4	2	2	—	—	—	—	—	—	—	—
56299	All other waste management services .....	464	3 571	16 687	63	41	12	4	4	2	—	—	—	—	—	—	—
562991	Septic tank & related services .....	(E)	(D)	(D)	61	39	12	4	4	2	—	—	—	—	—	—	—
562998	All other miscellaneous waste management .....	(A)	(D)	(D)	2	2	—	—	—	—	—	—	—	—	—	—	—
<b>61</b>	<b>Educational services .....</b>	<b>51 404</b>	<b>344 526</b>	<b>1 498 486</b>	<b>984</b>	<b>470</b>	<b>149</b>	<b>112</b>	<b>122</b>	<b>62</b>	<b>47</b>	<b>10</b>	<b>4</b>	<b>8</b>			
611	Educational services .....	51 404	344 526	1 498 486	984	470	149	112	122	62	47	10	4	8			
6111	Elementary & secondary schools .....	14 663	97 341	413 749	253	33	23	38	66	49	38	5	1	—	—	—	—
61111	Elementary & secondary schools .....	14 663	97 341	413 749	253	33	23	38	66	49	38	5	1	—	—	—	—
611110	Elementary & secondary schools .....	14 663	97 341	413 749	253	33	23	38	66	49	38	5	1	—	—	—	—
6112	Junior colleges .....	550	2 918	12 325	6	—	—	—	2	2	—	—	—	—	—	—	—
61121	Junior colleges .....	550	2 918	12 325	6	—	—	—	2	2	—	—	—	—	—	—	—
611210	Junior colleges .....	550	2 918	12 325	6	—	—	—	2	2	—	—	—	—	—	—	—
6113	Colleges, universities & professional schools .	30 270	207 334	909 439	32	8	1	2	2	4	1	3	3	8			
61131	Colleges, universities & professional schools .....	30 270	207 334	909 439	32	8	1	2	2	4	1	3	3	8			
611310	Colleges, universities & professional schools .....	30 270	207 334	909 439	32	8	1	2	2	4	1	3	3	8			
6114	Business schools & computer & mgt training .	1 611	17 676	73 044	125	70	21	18	12	1	2	1	—	—	—	—	—
61141	Business & secretarial schools .....	370	2 284	9 627	18	8	3	—	6	—	1	—	—	—	—	—	—
611410	Business & secretarial schools .....	370	2 284	9 627	18	8	3	—	6	—	1	—	—	—	—	—	—
61142	Computer training .....	936	11 068	47 337	50	27	8	7	5	1	1	1	—	—	—	—	—
611420	Computer training .....	936	11 068	47 337	50	27	8	7	5	1	1	1	—	—	—	—	—
61143	Professional, management development training .....	305	4 324	16 080	57	35	10	11	1	—	—	—	—	—	—	—	—
611430	Professional, management development training .....	305	4 324	16 080	57	35	10	11	1	—	—	—	—	—	—	—	—
6115	Technical & trade schools .....	848	4 695	20 971	87	48	17	12	5	4	1	—	—	—	—	—	—
61151	Technical & trade schools .....	848	4 695	20 971	87	48	17	12	5	4	1	—	—	—	—	—	—
611511	Cosmetology & barber schools .....	(C)	(D)	(D)	22	13	3	5	—	—	1	—	—	—	—	—	—
611512	Flight training .....	(B)	(D)	(D)	12	6	3	2	1	—	—	—	—	—	—	—	—
611513	Apprenticeship training .....	(B)	(D)	(D)	18	12	4	1	1	—	—	—	—	—	—	—	—
611519	Other technical & trade schools .....	(E)	(D)	(D)	35	17	7	4	3	4	—	—	—	—	—	—	—
6116	Other schools & instruction .....	3 071	11 141	52 151	420	263	81	41	30	2	2	1	—	—	—	—	—
61161	Fine arts schools .....	854	2 628	11 245	134	85	23	14	11	—	1	—	—	—	—	—	—
611610	Fine arts schools .....	854	2 628	11 245	134	85	23	14	11	—	1	—	—	—	—	—	—
61162	Sports & recreation instruction .....	551	2 211	11 729	113	77	22	7	7	—	—	—	—	—	—	—	—
611620	Sports & recreation instruction .....	551	2 211	11 729	113	77	22	7	7	—	—	—	—	—	—	—	—
61163	Language schools .....	131	340	1 773	15	10	1	—	4	—	—	—	—	—	—	—	—
611630	Language schools .....	131	340	1 773	15	10	1	—	4	—	—	—	—	—	—	—	—
61169	All other schools & instruction .....	1 535	5 962	27 404	158	91	35	20	8	2	1	1	—	—	—	—	—
611691	Exam preparation & tutoring .....	315	942	4 564	41	20	6	10	5	—	—	—	—	—	—	—	—
611692	Automobile driving schools .....	336	2 168	9 201	42	25	12	4	—	—	—	—	—	—	—	—	—
611699	All other miscellaneous schools & instruction .....	884	2 852	13 639	75	46	17	6	3	2	—	1	—	—	—	—	—
6117	Educational support services .....	391	3 421	16 807	61	48	6	1	5	—	1	—	—	—	—	—	—
61171	Educational support services .....	391	3 421	16 807	61	48	6	1	5	—	1	—	—	—	—	—	—
611710	Educational support services .....	391	3 421	16 807	61	48	6	1	5	—	1	—	—	—	—	—	—
<b>62</b>	<b>Health care and social assistance .....</b>	<b>213 240</b>	<b>1 533 656</b>	<b>6 869 396</b>	<b>9 281</b>	<b>4 076</b>	<b>2 208</b>	<b>1 495</b>	<b>819</b>	<b>274</b>	<b>311</b>	<b>56</b>	<b>21</b>	<b>21</b>			
621	Ambulatory health care services .....	71 829	597 533	2 788 011	6 488	3 288	1 693	850	428	129	72	21	7	—	—	—	

**Table 2. The State—Employees, Payroll, and Establishments by Industry: 1999—Con.**

[Excludes most government employees, railroad employees, and self-employed persons. Size class 1 to 4 includes establishments with payroll, but no employees, during mid-March pay period. (D) denotes figures withheld to avoid disclosing data for individual companies; the data are included in broader industry totals. For explanation of terms, abbreviations, and data reliability/comparability, see introductory text]

NAICS code	Industry	Number of employees for week including March 12	Payroll (\$1,000)		Total number of establishments	Number of establishments by employment-size class										
			First quarter	Annual		1 to 4	5 to 9	10 to 19	20 to 49	50 to 99	100 to 249	250 to 499	500 to 999	1,000 or more		
<b>62</b>	<b>Health care and social assistance—Con.</b>															
621	Ambulatory health care services—Con.															
6212	Offices of dentists	10 293	73 726	356 746	1 732	803	648	238	42	1	—	—	—	—	—	—
62121	Offices of dentists	10 293	73 726	356 746	1 732	803	648	238	42	1	—	—	—	—	—	—
621210	Offices of dentists	10 293	73 726	356 746	1 732	803	648	238	42	1	—	—	—	—	—	—
6213	Offices of other health practitioners	6 498	44 758	189 306	1 175	811	239	93	24	5	1	1	1	1	—	—
62131	Offices of chiropractors	1 330	8 117	33 360	361	273	63	21	3	1	—	—	—	—	—	—
621310	Offices of chiropractors	1 330	8 117	33 360	361	273	63	21	3	1	—	—	—	—	—	—
62132	Offices of optometrists	883	4 811	23 034	217	143	59	15	—	—	—	—	—	—	—	—
621320	Offices of optometrists	883	4 811	23 034	217	143	59	15	—	—	—	—	—	—	—	—
62133	Offices of other mental health practitioners	424	3 353	16 303	150	127	12	9	2	—	—	—	—	—	—	—
621330	Offices of other mental health practitioners	424	3 353	16 303	150	127	12	9	2	—	—	—	—	—	—	—
62134	Offices of PT, OT, speech therapy & audiology	2 779	22 103	86 322	211	101	57	35	12	3	1	1	1	1	—	—
621340	Offices of PT, OT, speech therapy & audiology	2 779	22 103	86 322	211	101	57	35	12	3	1	1	1	1	—	—
62139	Offices of all other health practitioners	1 082	6 374	30 287	236	167	48	13	7	1	—	—	—	—	—	—
621391	Offices of podiatrists	567	3 732	17 340	145	107	29	7	2	—	—	—	—	—	—	—
621399	Offices of all other misc health practitioners	515	2 642	12 947	91	60	19	6	5	1	—	—	—	—	—	—
6214	Outpatient care centers	9 063	56 632	241 529	316	80	70	62	53	29	19	2	1	—	—	—
62141	Family planning centers	295	1 865	6 889	36	12	15	6	3	—	—	—	—	—	—	—
621410	Family planning centers	295	1 865	6 889	36	12	15	6	3	—	—	—	—	—	—	—
62142	Outpatient mental health, substance abuse ctrs	2 692	17 759	79 059	93	23	22	20	19	3	4	1	1	—	—	—
621420	Outpatient mental health, substance abuse ctrs	2 692	17 759	79 059	93	23	22	20	19	3	4	1	1	—	—	—
62149	Other outpatient care centers	6 076	37 008	155 581	187	45	33	36	31	26	15	1	—	—	—	—
621491	HMO medical centers (E)	(D)	(D)	(D)	6	—	—	4	—	—	2	—	—	—	—	—
621492	Kidney dialysis centers (E)	(D)	(D)	(D)	11	1	2	—	4	—	—	—	—	—	—	—
621493	Freestanding ambulatory surgery, emergency ctr	525	4 243	18 463	23	7	4	5	3	3	1	—	—	—	—	—
621498	All other outpatient care centers	4 632	26 599	110 746	147	37	27	27	24	19	12	1	—	—	—	—
6215	Medical & diagnostic laboratories	3 280	32 085	146 495	185	123	25	14	14	4	—	4	1	—	—	—
62151	Medical & diagnostic laboratories	3 280	32 085	146 495	185	123	25	14	14	4	—	4	1	—	—	—
621511	Medical laboratories	2 257	20 523	88 724	99	75	8	4	5	3	—	3	1	—	—	—
621512	Diagnostic Imaging centers	1 023	11 562	57 771	86	48	17	10	9	1	—	1	—	—	—	—
6216	Home health care services	15 204	74 333	309 534	243	50	13	24	54	52	38	10	2	—	—	—
62161	Home health care services	15 204	74 333	309 534	243	50	13	24	54	52	38	10	2	—	—	—
621610	Home health care services	15 204	74 333	309 534	243	50	13	24	54	52	38	10	2	—	—	—
6219	Other ambulatory health care services	3 954	18 666	84 528	57	19	10	7	5	7	3	4	2	—	—	—
62191	Ambulance services	3 213	12 222	56 788	37	9	7	6	2	6	2	3	2	—	—	—
621910	Ambulance services	3 213	12 222	56 788	37	9	7	6	2	6	2	3	2	—	—	—
62199	All other ambulatory health care services	741	6 444	27 740	20	10	3	1	3	1	1	1	—	—	—	—
621991	Blood & organ banks (E)	(D)	(D)	(D)	4	2	1	—	—	—	—	1	—	—	—	—
621999	All oth misc ambulatory health care services (E)	(D)	(D)	(D)	16	8	2	1	3	1	1	—	—	—	—	—
622	Hospitals	59 308	528 342	2 268 220	54	1	1	1	3	1	5	9	12	21	—	—
6221	General medical & surgical hospitals	54 121	477 088	2 061 476	36	—	—	—	1	—	2	3	10	20	—	—
62211	General medical & surgical hospitals	54 121	477 088	2 061 476	36	—	—	—	1	—	2	3	10	20	—	—
622110	General medical & surgical hospitals	54 121	477 088	2 061 476	36	—	—	—	1	—	2	3	10	20	—	—
6222	Psychiatric & substance abuse hospitals	3 470	36 449	138 890	11	—	1	1	—	1	1	6	—	1	—	—
62221	Psychiatric & substance abuse hospitals	3 470	36 449	138 890	11	—	1	1	—	1	1	6	—	1	—	—
622210	Psychiatric & substance abuse hospitals	3 470	36 449	138 890	11	—	1	1	—	1	1	6	—	1	—	—
6223	Other specialty hospitals	1 717	14 805	67 854	7	1	—	—	2	—	2	—	2	—	—	—
62231	Other specialty hospitals	1 717	14 805	67 854	7	1	—	—	2	—	2	—	2	—	—	—
622310	Other specialty hospitals	1 717	14 805	67 854	7	1	—	—	2	—	2	—	2	—	—	—
623	Nursing & residential care facilities	52 090	291 800	1 303 611	837	112	113	214	104	77	193	22	2	—	—	—
6231	Nursing care facilities	38 664	223 723	998 951	276	15	6	7	16	40	170	20	2	—	—	—
62311	Nursing care facilities	38 664	223 723	998 951	276	15	6	7	16	40	170	20	2	—	—	—
623110	Nursing care facilities	38 664	223 723	998 951	276	15	6	7	16	40	170	20	2	—	—	—
6232	Residential mental retardation, health facil	6 349	33 204	145 824	321	54	62	133	45	18	8	1	—	—	—	—
62321	Residential mental retardation facilities	4 513	22 702	99 983	231	40	48	102	22	10	8	1	—	—	—	—
623210	Residential mental retardation facilities	4 513	22 702	99 983	231	40	48	102	22	10	8	1	—	—	—	—
62322	Residential mental health, subst abuse facil	1 836	10 502	45 841	90	14	14	31	23	8	—	—	—	—	—	—
623220	Residential mental health, subst abuse facil	1 836	10 502	45 841	90	14	14	31	23	8	—	—	—	—	—	—
6233	Community care facilities for the elderly	4 955	23 614	107 327	153	33	30	36	28	15	10	1	—	—	—	—
62331	Community care facilities for the elderly	4 955	23 614	107 327	153	33	30	36	28	15	10	1	—	—	—	—
623311	Continuing care retirement communities	2 484	13 784	58 949	23	2	—	1	4	6	9	1	—	—	—	—
623312	Homes for the elderly	2 471	9 830	48 378	130	31	30	35	24	9	1	—	—	—	—	—
6239	Other residential care facilities	2 122	11 259	51 509	87	10	15	38	15	4	5	—	—	—	—	—
62399	Other residential care facilities	2 122	11 259	51 509	87	10	15	38	15	4	5	—	—	—	—	—
623990	Other residential care facilities	2 122	11 259	51 509	87	10	15	38	15	4	5	—	—	—	—	—
624	Social assistance	30 013	115 981	509 554	1 902	675	401	430	284	67	41	4	—	—	—	—
6241	Individual & family services	12 797	56 351	250 515	595	195	134	122	80	33	28	3	—	—	—	—
62411	Child & youth services	2 134	9 313	40 489	136	49	37	22	20	4	4	—	—	—	—	—
624110	Child & youth services	2 134	9 313	40 489	136	49	37	22	20	4	4	—	—	—	—	—
62412	Services for elderly & disabled persons	4 801	19 448	86 064	196	51	34	53	32	13	13	—	—	—	—	—
624120	Services for elderly & disabled persons	4 801	19 448	86 064	196	51	34	53	32	13	13	—	—	—	—	—
62419	Other individual & family services	5 862	27 590	123 962	263	95	63	47	28	16	11	3	—	—	—	—
624190	Other individual & family services	5 862	27 590	123 962	263	95	63	47	28	16	11	3	—	—	—	—

Note: Employment-size classes are indicated as follows: A—0 to 19; B—20 to 99; C—100 to 249; E—250 to 499; F—500 to 999; G—1,000 to 2,499; H—2,500 to 4,999; I—5,000 to 9,999; J—10,000 to 24,999; K—25,000 to 49,999; L—50,000 to 99,999; M—100,000 or more.

**Table 2. The State—Employees, Payroll, and Establishments by Industry: 1999—Con.**

[Excludes most government employees, railroad employees, and self-employed persons. Size class 1 to 4 includes establishments with payroll, but no employees, during mid-March pay period. (D) denotes figures withheld to avoid disclosing data for individual companies; the data are included in broader industry totals. For explanation of terms, abbreviations, and data reliability/comparability, see introductory text.]

NAICS code	Industry	Number of employees for week including March 12	Payroll (\$1,000)		Total number of establishments	Number of establishments by employment-size class									
			First quarter	Annual		1 to 4	5 to 9	10 to 19	20 to 49	50 to 99	100 to 249	250 to 499	500 to 999	1,000 or more	
<b>62</b>	<b>Health care and social assistance—Con.</b>														
624	Social assistance—Con.														
6242	Community, emergency & other relief services	1 594	6 993	30 063	142	64	26	25	23	4	—	—	—	—	
62421	Community food services	362	1 625	6 466	41	25	6	4	5	1	—	—	—	—	
624210	Community food services	362	1 625	6 466	41	25	6	4	5	1	—	—	—	—	
62422	Community housing services	983	4 090	18 000	76	28	14	16	16	2	—	—	—	—	
624221	Temporary shelters	675	2 545	11 039	37	6	5	15	9	2	—	—	—	—	
624229	Other community housing services	308	1 545	6 961	39	22	9	1	7	—	—	—	—	—	
62423	Emergency & other relief services	249	1 278	5 597	25	11	6	5	2	1	—	—	—	—	
624230	Emergency & other relief services	249	1 278	5 597	25	11	6	5	2	1	—	—	—	—	
6243	Vocational rehabilitation services	4 109	16 454	76 716	138	38	16	30	24	20	9	1	—	—	
62431	Vocational rehabilitation services	4 109	16 454	76 716	138	38	16	30	24	20	9	1	—	—	
624310	Vocational rehabilitation services	4 109	16 454	76 716	138	38	16	30	24	20	9	1	—	—	
6244	Child day care services	11 513	36 183	152 260	1 027	378	225	253	157	10	4	—	—	—	
62441	Child day care services	11 513	36 183	152 260	1 027	378	225	253	157	10	4	—	—	—	
624410	Child day care services	11 513	36 183	152 260	1 027	378	225	253	157	10	4	—	—	—	
<b>71</b>	<b>Arts, entertainment &amp; recreation</b>	<b>36 590</b>	<b>187 650</b>	<b>886 890</b>	<b>1 459</b>	<b>802</b>	<b>221</b>	<b>161</b>	<b>181</b>	<b>64</b>	<b>24</b>	<b>4</b>	<b>—</b>	<b>2</b>	
711	Performing arts, spectator sports & related industries	4 191	28 669	147 014	384	281	50	18	16	7	10	2	—	—	
7111	Performing arts companies	(G)	(D)	(D)	135	92	21	6	7	4	5	—	—	—	
71111	Theater companies & dinner theaters	843	5 520	24 062	53	32	9	4	2	2	4	—	—	—	
711110	Theater companies & dinner theaters	843	5 520	24 062	53	32	9	4	2	2	4	—	—	—	
71112	Dance companies	(B)	(D)	(D)	7	3	2	—	2	—	—	—	—	—	
711120	Dance companies	(B)	(D)	(D)	7	3	2	—	2	—	—	—	—	—	
71113	Musical groups & artists	532	2 134	11 745	65	50	8	2	3	1	1	—	—	—	
711130	Musical groups & artists	532	2 134	11 745	65	50	8	2	3	1	1	—	—	—	
71119	Other performing arts companies	(B)	(D)	(D)	10	7	2	—	—	1	—	—	—	—	
711190	Other performing arts companies	(B)	(D)	(D)	10	7	2	—	—	1	—	—	—	—	
7112	Spectator sports	(F)	(D)	(D)	36	24	2	4	3	1	2	—	—	—	
71121	Spectator sports	(F)	(D)	(D)	36	24	2	4	3	1	2	—	—	—	
711211	Sports teams and clubs	(E)	(D)	(D)	10	4	1	2	—	1	—	—	—	—	
711212	Racetracks	(E)	(D)	(D)	5	1	—	1	1	1	—	—	—	—	
711219	Other spectator sports	49	568	2 030	21	19	1	1	—	—	—	—	—	—	
7113	Promoters of entertainment events	1 339	11 489	56 265	50	31	7	5	1	2	2	2	—	—	
71131	Promoters of entertainment events with facility	(F)	(D)	(D)	14	5	3	2	1	—	2	1	—	—	
711310	Promoters of entertainment events with facility	(F)	(D)	(D)	14	5	3	2	1	—	2	1	—	—	
71132	Promoters of entertainment events without facility	(F)	(D)	(D)	36	26	4	3	—	2	—	1	—	—	
711320	Promoters of entertainment events without facility	(F)	(D)	(D)	36	26	4	3	—	2	—	1	—	—	
7114	Agents, managers for artists & other public figures	(C)	(D)	(D)	34	25	8	—	1	—	—	—	—	—	
71141	Agents, managers for artists & other public figures	(C)	(D)	(D)	34	25	8	—	1	—	—	—	—	—	
711410	Agents, managers for artists & other public figures	(C)	(D)	(D)	34	25	8	—	1	—	—	—	—	—	
7115	Independent artists, writers & performers	551	4 380	24 212	129	109	12	3	4	—	1	—	—	—	
71151	Independent artists, writers & performers	551	4 380	24 212	129	109	12	3	4	—	1	—	—	—	
711510	Independent artists, writers & performers	551	4 380	24 212	129	109	12	3	4	—	1	—	—	—	
712	Museums, historical sites & like institutions	2 131	9 733	42 738	115	58	16	18	15	4	3	1	—	—	
7121	Museums, historical sites & like institutions	2 131	9 733	42 738	115	58	16	18	15	4	3	1	—	—	
71211	Museums	1 433	6 138	28 044	67	32	10	9	10	4	1	—	—	—	
712110	Museums	1 433	6 138	28 044	67	32	10	9	10	4	1	—	—	—	
71212	Historical sites	123	354	1 605	18	13	1	2	—	—	—	—	—	—	
712120	Historical sites	123	354	1 605	18	13	1	2	—	—	—	—	—	—	
71213	Zoos & botanical gardens	354	2 150	8 314	6	2	1	—	1	—	2	—	—	—	
712130	Zoos & botanical gardens	354	2 150	8 314	6	2	1	—	1	—	2	—	—	—	
71219	Nature parks & other similar institutions	221	1 091	4 775	24	11	4	7	2	—	—	—	—	—	
712190	Nature parks & other similar institutions	221	1 091	4 775	24	11	4	7	2	—	—	—	—	—	
713	Amusement, gambling & recreation industries	30 268	149 248	697 138	960	463	155	125	150	53	11	1	—	2	
7131	Amusement parks & arcades	(E)	(D)	(D)	33	14	9	2	7	1	—	—	—	—	
71311	Amusement & theme parks	(B)	(D)	(D)	6	3	2	—	1	—	—	—	—	—	
713110	Amusement & theme parks	(B)	(D)	(D)	6	3	2	—	1	—	—	—	—	—	
71312	Amusement arcades	(E)	(D)	(D)	27	11	7	2	6	1	—	—	—	—	
713120	Amusement arcades	(E)	(D)	(D)	27	11	7	2	6	1	—	—	—	—	
7132	Gambling industries	(J)	(D)	(D)	18	2	6	4	1	2	1	—	—	2	
71321	Casinos (except hotel casinos)	(J)	(D)	(D)	2	—	—	—	—	—	—	—	—	2	
713210	Casinos (except hotel casinos)	(J)	(D)	(D)	2	—	—	—	—	—	—	—	—	2	
71329	Other gambling industries	(E)	(D)	(D)	16	2	6	4	1	2	1	—	—	—	
713290	Other gambling industries	(E)	(D)	(D)	16	2	6	4	1	2	1	—	—	—	
7139	Other amusement & recreation industries	(J)	(D)	(D)	909	447	140	119	142	50	10	1	—	—	
71391	Golf courses & country clubs	3 375	16 159	106 984	161	66	25	12	32	25	1	—	—	—	
713910	Golf courses & country clubs	3 375	16 159	106 984	161	66	25	12	32	25	1	—	—	—	
71392	Skiing facilities	(F)	(D)	(D)	6	—	1	—	1	2	2	—	—	—	
713920	Skiing facilities	(F)	(D)	(D)	6	—	1	—	1	2	2	—	—	—	
71393	Marinas	720	5 400	24 243	107	56	32	10	8	1	—	—	—	—	
713930	Marinas	720	5 400	24 243	107	56	32	10	8	1	—	—	—	—	
71394	Fitness & recreational sports centers	6 360	18 002	82 233	390	167	50	73	73	19	7	1	—	—	
713940	Fitness & recreational sports centers	6 360	18 002	82 233	390	167	50	73	73	19	7	1	—	—	
71395	Bowling centers	(F)	(D)	(D)	52	15	7	11	19	—	—	—	—	—	
713950	Bowling centers	(F)	(D)	(D)	52	15	7	11	19	—	—	—	—	—	
71399	All other amusement & recreation industries	(G)	(D)	(D)	193	143	25	13	9	3	—	—	—	—	
713990	All other amusement & recreation industries	(G)	(D)	(D)	193	143	25	13	9	3	—	—	—	—	

Note: Employment-size classes are indicated as follows: A—0 to 19; B—20 to 99; C—100 to 249; E—250 to 499; F—500 to 999; G—1,000 to 2,499; H—2,500 to 4,999; I—5,000 to 9,999; J—10,000 to 24,999; K—25,000 to 49,999; L—50,000 to 99,999; M—100,000 or more.

**Table 2. The State—Employees, Payroll, and Establishments by Industry: 1999—Con.**

[Excludes most government employees, railroad employees, and self-employed persons. Size class 1 to 4 includes establishments with payroll, but no employees, during mid-March pay period. (D) denotes figures withheld to avoid disclosing data for individual companies; the data are included in broader industry totals. For explanation of terms, abbreviations, and data reliability/comparability, see introductory text]

NAICS code	Industry	Number of employees for week including March 12	Payroll (\$1,000)		Total number of establishments	Number of establishments by employment-size class									
			First quarter	Annual		1 to 4	5 to 9	10 to 19	20 to 49	50 to 99	100 to 249	250 to 499	500 to 999	1,000 or more	
<b>72</b>	<b>Accommodation &amp; food services .....</b>	<b>96 985</b>	<b>287 438</b>	<b>1 301 584</b>	<b>6 711</b>	<b>2 748</b>	<b>1 267</b>	<b>1 155</b>	<b>1 180</b>	<b>275</b>	<b>80</b>	<b>5</b>	<b>1</b>	<b>-</b>	
721	Accommodation .....	11 861	47 464	224 569	384	150	37	63	73	29	27	4	1	-	
7211	Traveler accommodation .....	11 557	46 270	215 839	323	107	28	57	70	29	27	4	1	-	
72111	Hotels (exc casino hotels) & motels .....	11 361	45 570	212 519	302	96	24	54	68	28	27	4	1	-	
721110	Hotels (exc casino hotels) & motels .....	11 361	45 570	212 519	302	96	24	54	68	28	27	4	1	-	
72119	Other traveler accommodation .....	196	700	3 320	21	11	4	3	2	1	-	-	-	-	
721191	Bed & breakfast inns .....	(C)	(D)	(D)	19	9	4	3	2	1	-	-	-	-	
721199	All other traveler accommodation .....	(A)	(D)	(D)	2	2	-	-	-	-	-	-	-	-	
7212	RV parks & recreational camps .....	254	1 046	8 027	50	36	7	4	3	-	-	-	-	-	
72121	RV parks & recreational camps .....	254	1 046	8 027	50	36	7	4	3	-	-	-	-	-	
721211	RV parks & campgrounds .....	60	254	2 293	22	19	1	2	-	-	-	-	-	-	
721214	Recreational, vacation camps (exc campgrounds) .....	194	792	5 734	28	17	6	2	3	-	-	-	-	-	
7213	Rooming & boarding houses .....	50	148	703	11	7	2	2	-	-	-	-	-	-	
72131	Rooming & boarding houses .....	50	148	703	11	7	2	2	-	-	-	-	-	-	
721310	Rooming & boarding houses .....	50	148	703	11	7	2	2	-	-	-	-	-	-	
722	Food services & drinking places .....	85 124	239 974	1 077 015	6 327	2 598	1 230	1 092	1 107	246	53	1	-	-	
7221	Full-service restaurants .....	42 212	123 031	551 072	2 666	937	509	481	562	149	28	-	-	-	
72211	Full-service restaurants .....	42 212	123 031	551 072	2 666	937	509	481	562	149	28	-	-	-	
722110	Full-service restaurants .....	42 212	123 031	551 072	2 666	937	509	481	562	149	28	-	-	-	
7222	Limited-service eating places .....	30 280	76 111	335 664	2 525	1 057	482	469	448	64	4	1	-	-	
72221	Limited-service eating places .....	30 280	76 111	335 664	2 525	1 057	482	469	448	64	4	1	-	-	
722211	Limited-service restaurants .....	22 477	55 901	240 296	1 786	786	303	303	335	55	3	1	-	-	
722212	Cafeterias .....	7 793	277	3 079	44	22	11	9	2	-	-	-	-	-	
722213	Snack & nonalcoholic beverage bars .....	7 526	19 417	92 289	695	249	168	157	111	9	1	-	-	-	
7223	Special food services .....	10 004	34 386	160 588	622	265	130	94	81	32	20	-	-	-	
72231	Food service contractors .....	7 937	28 929	125 859	410	144	91	72	59	26	18	-	-	-	
722310	Food service contractors .....	7 937	28 929	125 859	410	144	91	72	59	26	18	-	-	-	
72232	Caterers .....	1 913	4 843	31 592	171	89	35	20	19	6	2	-	-	-	
722320	Caterers .....	1 913	4 843	31 592	171	89	35	20	19	6	2	-	-	-	
72233	Mobile food services .....	154	614	3 137	41	32	4	2	3	-	-	-	-	-	
722330	Mobile food services .....	154	614	3 137	41	32	4	2	3	-	-	-	-	-	
7224	Drinking places (alcoholic beverages) .....	2 628	6 446	29 691	514	339	109	48	16	1	1	-	-	-	
72241	Drinking places (alcoholic beverages) .....	2 628	6 446	29 691	514	339	109	48	16	1	1	-	-	-	
722410	Drinking places (alcoholic beverages) .....	2 628	6 446	29 691	514	339	109	48	16	1	1	-	-	-	
<b>81</b>	<b>Other services (except public administration) .....</b>	<b>62 132</b>	<b>323 821</b>	<b>1 417 367</b>	<b>9 570</b>	<b>5 868</b>	<b>2 220</b>	<b>976</b>	<b>391</b>	<b>75</b>	<b>36</b>	<b>2</b>	<b>2</b>	<b>-</b>	
811	Repair & maintenance .....	15 373	102 059	454 845	2 874	1 802	678	294	81	17	2	-	-	-	
8111	Automotive repair & maintenance .....	10 668	62 001	276 956	2 099	1 301	522	220	51	4	1	-	-	-	
81111	Automotive mechanical & electrical R&M ..	5 176	32 153	140 560	1 241	859	285	79	13	1	1	-	-	-	
811111	General automotive repair .....	4 119	25 555	111 051	1 005	713	214	64	12	1	1	-	-	-	
811112	Automotive exhaust system repair .....	345	2 180	9 990	73	51	18	3	1	-	-	-	-	-	
811113	Automotive transmission repair .....	362	2 520	10 965	82	43	36	3	-	-	-	-	-	-	
811118	Other automotive mechanical & electrical R&M .....	350	1 898	8 554	81	52	20	9	-	-	-	-	-	-	
81112	Automotive body, paint, interior & glass repair .....	3 140	22 036	98 761	555	299	163	75	18	-	-	-	-	-	
811121	Automotive body, paint & interior R&M ..	2 771	19 072	85 966	487	261	144	66	16	-	-	-	-	-	
811122	Automotive glass replacement shops .....	369	2 964	12 795	68	38	19	9	2	-	-	-	-	-	
81119	Other automotive R&M .....	2 352	7 812	37 635	303	143	71	66	20	3	-	-	-	-	
811191	Automotive oil change & lubrication shops .....	580	2 058	12 563	67	11	29	24	3	-	-	-	-	-	
811192	Car washes .....	1 145	3 708	16 784	192	118	37	29	7	1	-	-	-	-	
811198	All other automotive R&M .....	627	2 046	8 288	44	14	5	13	10	2	-	-	-	-	
8112	Electronic & precision equipment R&M .....	1 398	14 624	63 683	199	129	34	18	13	5	-	-	-	-	
81121	Electronic & precision equipment R&M .....	1 398	14 624	63 683	199	129	34	18	13	5	-	-	-	-	
811211	Consumer electronics R&M .....	246	1 970	8 673	57	43	10	3	-	1	-	-	-	-	
811212	Computer & office machine R&M .....	687	8 318	35 601	82	49	15	7	9	2	-	-	-	-	
811213	Communication equipment R&M .....	223	2 166	9 423	18	6	4	4	3	1	-	-	-	-	
811219	Other electronic & precision equipment R&M .....	242	2 170	9 986	42	31	5	4	1	1	-	-	-	-	
8113	Commercial equipment (exc auto & elec) R&M .....	2 001	18 328	81 495	262	144	59	41	11	7	-	-	-	-	
81131	Commercial equipment (exc auto & elec) R&M .....	2 001	18 328	81 495	262	144	59	41	11	7	-	-	-	-	
811310	Commercial equipment (exc auto & elec) R&M .....	2 001	18 328	81 495	262	144	59	41	11	7	-	-	-	-	
8114	Personal & household goods R&M .....	1 306	7 106	32 711	314	228	63	15	6	1	1	-	-	-	
81141	Home, garden equipment & appliance R&M .....	588	3 421	15 395	102	65	24	8	4	-	1	-	-	-	
811411	Home & garden equipment R&M .....	115	593	2 719	31	21	9	1	-	-	-	-	-	-	
811412	Appliance repair & maintenance .....	473	2 828	12 676	71	44	15	7	4	-	1	-	-	-	
81142	Reupholstery & furniture repair .....	282	1 225	5 674	100	80	17	3	-	-	-	-	-	-	
811420	Reupholstery & furniture repair .....	282	1 225	5 674	100	80	17	3	-	-	-	-	-	-	
81143	Footwear & leather goods repair .....	13	36	149	10	10	-	-	-	-	-	-	-	-	
811430	Footwear & leather goods repair .....	13	36	149	10	10	-	-	-	-	-	-	-	-	
81149	Other personal & household goods R&M ..	423	2 424	11 493	102	73	22	4	2	1	-	-	-	-	
811490	Other personal & household goods R&M ..	423	2 424	11 493	102	73	22	4	2	1	-	-	-	-	
812	Personal & laundry services .....	18 687	79 000	361 136	3 299	2 115	733	312	112	16	11	-	-	-	
8121	Personal care services .....	8 884	32 235	144 317	1 855	1 243	388	163	58	1	2	-	-	-	
81211	Hair, nail & skin care services .....	8 058	30 286	135 940	1 708	1 139	368	155	44	-	2	-	-	-	
812111	Barber shops .....	332	1 174	5 006	111	98	8	3	2	-	-	-	-	-	
812112	Beauty salons .....	7 367	28 007	126 007	1 479	947	342	148	40	-	2	-	-	-	
812113	Nail salons .....	359	1 105	4 927	118	94	18	4	2	-	-	-	-	-	
81219	Other personal care services .....	826	1 949	8 377	147	104	20	8	14	1	-	-	-	-	
812191	Diet & weight reducing centers .....	455	736	2 885	45	25	5	2	13	-	-	-	-	-	
812199	Other personal care services .....	371	1 213	5 492	102	79	15	6	1	1	-	-	-	-	

Note: Employment-size classes are indicated as follows: A—0 to 19; B—20 to 99; C—100 to 249; E—250 to 499; F—500 to 999; G—1,000 to 2,499; H—2,500 to 4,999; I—5,000 to 9,999; J—10,000 to 24,999; K—25,000 to 49,999; L—50,000 to 99,999; M—100,000 or more.

**Table 2. The State—Employees, Payroll, and Establishments by Industry: 1999—Con.**

[Excludes most government employees, railroad employees, and self-employed persons. Size class 1 to 4 includes establishments with payroll, but no employees, during mid-March pay period. (D) denotes figures withheld to avoid disclosing data for individual companies; the data are included in broader industry totals. For explanation of terms, abbreviations, and data reliability/comparability, see introductory text.]

NAICS code	Industry	Number of employees for week including March 12	Payroll (\$1,000)		Total number of establishments	Number of establishments by employment-size class										
			First quarter	Annual		1 to 4	5 to 9	10 to 19	20 to 49	50 to 99	100 to 249	250 to 499	500 to 999	1,000 or more		
<b>81</b>	<b>Other services (except public administration)—Con.</b>															
812	Personal & laundry services—Con.															
8122	Death care services	1 604	12 055	58 115	335	197	103	32	3	—	—	—	—	—	—	—
81221	Funeral homes	1 122	8 962	44 005	230	135	65	29	1	—	—	—	—	—	—	—
812210	Funeral homes	1 122	8 962	44 005	230	135	65	29	1	—	—	—	—	—	—	—
81222	Cemeteries & crematories	482	3 093	14 110	105	62	38	3	2	—	—	—	—	—	—	—
812220	Cemeteries & crematories	482	3 093	14 110	105	62	38	3	2	—	—	—	—	—	—	—
8123	Drycleaning & laundry services	5 081	20 472	93 351	637	366	147	71	37	11	5	—	—	—	—	—
81231	Coin-operated laundries & drycleaners	690	1 918	8 307	193	138	48	6	1	—	—	—	—	—	—	—
812310	Coin-operated laundries & drycleaners	690	1 918	8 307	193	138	48	6	1	—	—	—	—	—	—	—
81232	Drycleaning & laundry services (exc coin-op)	2 986	10 811	48 518	413	222	94	63	31	3	—	—	—	—	—	—
812320	Drycleaning & laundry services (exc coin-op)	2 986	10 811	48 518	413	222	94	63	31	3	—	—	—	—	—	—
81233	Linen & uniform supply	1 405	7 743	36 526	31	6	5	2	5	8	5	—	—	—	—	—
812331	Linen supply	645	3 198	15 907	16	5	3	—	2	4	2	—	—	—	—	—
812332	Industrial launderers	760	4 545	20 619	15	1	2	2	3	4	3	—	—	—	—	—
8129	Other personal services	3 118	14 238	65 353	472	309	95	46	14	4	4	—	—	—	—	—
81291	Pet care (except veterinary) services	553	2 471	10 153	129	93	22	9	5	—	—	—	—	—	—	—
812910	Pet care (except veterinary) services	553	2 471	10 153	129	93	22	9	5	—	—	—	—	—	—	—
81292	Photofinishing	1 277	6 530	32 310	118	64	30	17	3	1	3	—	—	—	—	—
812921	Photofinishing laboratories (except one-hour)	918	5 178	26 112	48	22	13	6	3	1	3	—	—	—	—	—
812922	One-hour photofinishing	359	1 352	6 198	70	42	17	11	—	—	—	—	—	—	—	—
81293	Parking lots & garages	790	3 258	13 068	125	71	35	14	3	2	—	—	—	—	—	—
812930	Parking lots & garages	790	3 258	13 068	125	71	35	14	3	2	—	—	—	—	—	—
81299	All other personal services	498	1 979	9 822	100	81	8	6	3	1	1	—	—	—	—	—
812990	All other personal services	498	1 979	9 822	100	81	8	6	3	1	1	—	—	—	—	—
813	Religious, grantmaking, civic, prof & like organizations	28 072	142 762	601 386	3 397	1 951	809	370	198	42	23	2	2	—	—	—
8131	Religious organizations	13 456	49 497	202 501	1 574	727	471	217	133	24	2	—	—	—	—	—
81311	Religious organizations	13 456	49 497	202 501	1 574	727	471	217	133	24	2	—	—	—	—	—
813110	Religious organizations	13 456	49 497	202 501	1 574	727	471	217	133	24	2	—	—	—	—	—
8132	Grantmaking & giving services	2 557	23 500	95 751	212	129	38	23	13	3	5	1	—	—	—	—
81321	Grantmaking & giving services	2 557	23 500	95 751	212	129	38	23	13	3	5	1	—	—	—	—
813211	Grantmaking foundations	1 169	11 978	46 904	112	88	11	5	4	1	2	1	—	—	—	—
813212	Voluntary health organizations	604	4 868	20 695	54	20	16	11	5	1	1	—	—	—	—	—
813219	Other grantmaking & giving services	784	6 654	28 152	46	21	11	7	4	1	2	—	—	—	—	—
8133	Social advocacy organizations	1 183	7 059	31 241	156	96	32	16	10	1	1	—	—	—	—	—
81331	Social advocacy organizations	1 183	7 059	31 241	156	96	32	16	10	1	1	—	—	—	—	—
813311	Human rights organizations	363	1 673	7 573	21	9	7	2	—	1	—	—	—	—	—	—
813312	Environment & wildlife organizations	276	1 669	7 502	51	35	6	8	2	—	—	—	—	—	—	—
813319	Other social advocacy organizations	544	3 717	16 166	84	52	19	6	6	1	—	—	—	—	—	—
8134	Civic & social organizations	5 144	18 161	81 131	443	269	103	32	19	8	11	—	1	—	—	—
81341	Civic & social organizations	5 144	18 161	81 131	443	269	103	32	19	8	11	—	1	—	—	—
813410	Civic & social organizations	5 144	18 161	81 131	443	269	103	32	19	8	11	—	1	—	—	—
8139	Business, labor, political, like organizations	5 732	44 545	190 762	1 012	730	165	82	23	6	4	1	1	—	—	—
81391	Business associations	1 770	18 281	75 457	163	104	32	18	6	—	1	1	1	—	—	—
813910	Business associations	1 770	18 281	75 457	163	104	32	18	6	—	1	1	1	—	—	—
81392	Professional organizations	603	7 114	29 123	112	82	19	8	2	—	1	—	—	—	—	—
813920	Professional organizations	603	7 114	29 123	112	82	19	8	2	—	1	—	—	—	—	—
81393	Labor unions & similar labor organizations	1 823	10 085	44 225	323	206	68	33	11	5	—	—	—	—	—	—
813930	Labor unions & similar labor organizations	1 823	10 085	44 225	323	206	68	33	11	5	—	—	—	—	—	—
81394	Political organizations	68	439	1 708	22	18	3	1	—	—	—	—	—	—	—	—
813940	Political organizations	68	439	1 708	22	18	3	1	—	—	—	—	—	—	—	—
81399	Oth similar organizations (exc business, prof, labor, pol)	1 468	8 626	40 249	392	320	43	22	4	1	2	—	—	—	—	—
813990	Oth similar organizations (exc business, prof, labor, pol)	1 468	8 626	40 249	392	320	43	22	4	1	2	—	—	—	—	—
<b>95</b>	<b>Auxiliaries (exc corporate, subsidiary &amp; regional mgt)</b>	<b>14 116</b>	<b>207 987</b>	<b>788 468</b>	<b>167</b>	<b>39</b>	<b>24</b>	<b>22</b>	<b>34</b>	<b>14</b>	<b>17</b>	<b>11</b>	<b>4</b>	<b>2</b>	<b>—</b>	<b>—</b>
<b>99</b>	<b>Unclassified establishments</b>	<b>995</b>	<b>3 205</b>	<b>31 583</b>	<b>1 230</b>	<b>1 191</b>	<b>35</b>	<b>2</b>	<b>2</b>	<b>—</b>	<b>—</b>	<b>—</b>	<b>—</b>	<b>—</b>	<b>—</b>	<b>—</b>

Note: Employment-size classes are indicated as follows: A—0 to 19; B—20 to 99; C—100 to 249; E—250 to 499; F—500 to 999; G—1,000 to 2,499; H—2,500 to 4,999; I—5,000 to 9,999; J—10,000 to 24,999; K—25,000 to 49,999; L—50,000 to 99,999; M—100,000 or more.

**Table 3. The State—Employees and Annual Payroll by Employment-Size Class: 1999**

[Excludes most government employees, railroad employees, and self-employed persons. Size class 1 to 4 includes establishments with payroll, but no employees, during mid-March pay period. (D) denotes figures withheld to avoid disclosing data for individual companies; the data are included in broader industry totals. For explanation of terms, abbreviations, and data reliability/comparability, see introductory text]

NAICS code	Major group	Total	Employment-size class								
			1 to 4	5 to 9	10 to 19	20 to 49	50 to 99	100 to 249	250 to 499	500 to 999	1,000 or more
	<b>Total number of employees</b> . . . . .	<b>1 530 539</b>	<b>87 316</b>	<b>120 231</b>	<b>153 955</b>	<b>231 677</b>	<b>184 457</b>	<b>260 087</b>	<b>144 177</b>	<b>98 550</b>	<b>250 089</b>
	<b>Total payroll, annual (\$1,000)</b> . . . . .	<b>62 082 551</b>	<b>3 683 129</b>	<b>3 940 056</b>	<b>5 290 239</b>	<b>8 259 350</b>	<b>7 241 504</b>	<b>9 768 583</b>	<b>6 118 899</b>	<b>4 931 650</b>	<b>12 849 141</b>
<b>11</b>	<b>FORESTRY, FISHING, HUNTING, AND AGRICULTURE SUPPORT</b>										
	Number of employees . . . . .	364	(D)	(D)	(D)	(D)	(D)	—	—	—	—
	Payroll, annual (\$1,000) . . . . .	10 482	(D)	(D)	(D)	(D)	(D)	—	—	—	—
113	Forestry and logging										
	Number of employees . . . . .	(B)	(D)	(D)	—	—	—	—	—	—	—
	Payroll, annual (\$1,000) . . . . .	(D)	(D)	(D)	—	—	—	—	—	—	—
114	Fishing, hunting & trapping										
	Number of employees . . . . .	(B)	(D)	(D)	—	—	(D)	—	—	—	—
	Payroll, annual (\$1,000) . . . . .	(D)	(D)	(D)	—	—	(D)	—	—	—	—
115	Agriculture & forestry support activities										
	Number of employees . . . . .	(C)	(D)	(D)	(D)	(D)	—	—	—	—	—
	Payroll, annual (\$1,000) . . . . .	(D)	(D)	(D)	(D)	(D)	—	—	—	—	—
<b>21</b>	<b>MINING</b>										
	Number of employees . . . . .	680	(D)	(D)	(D)	(D)	(D)	—	—	—	—
	Payroll, annual (\$1,000) . . . . .	32 730	(D)	(D)	(D)	(D)	(D)	—	—	—	—
211	Oil & gas extraction										
	Number of employees . . . . .	(A)	(D)	(D)	—	—	—	—	—	—	—
	Payroll, annual (\$1,000) . . . . .	(D)	(D)	(D)	—	—	—	—	—	—	—
212	Mining (except oil & gas)										
	Number of employees . . . . .	(F)	(D)	(D)	(D)	(D)	(D)	—	—	—	—
	Payroll, annual (\$1,000) . . . . .	(D)	(D)	(D)	(D)	(D)	(D)	—	—	—	—
213	Mining support activities										
	Number of employees . . . . .	(B)	(D)	(D)	(D)	(D)	—	—	—	—	—
	Payroll, annual (\$1,000) . . . . .	(D)	(D)	(D)	(D)	(D)	—	—	—	—	—
<b>22</b>	<b>UTILITIES</b>										
	Number of employees . . . . .	11 330	66	(D)	(D)	684	1 392	2 780	(D)	—	(D)
	Payroll, annual (\$1,000) . . . . .	757 847	7 914	(D)	(D)	45 503	86 726	188 377	(D)	—	(D)
221	Utilities										
	Number of employees . . . . .	11 330	66	(D)	(D)	684	1 392	2 780	(D)	—	(D)
	Payroll, annual (\$1,000) . . . . .	757 847	7 914	(D)	(D)	45 503	86 726	188 377	(D)	—	(D)
<b>23</b>	<b>CONSTRUCTION</b>										
	Number of employees . . . . .	62 095	10 195	10 055	10 616	12 466	5 638	5 074	(D)	—	(D)
	Payroll, annual (\$1,000) . . . . .	2 725 582	445 619	381 974	442 386	610 639	287 119	229 667	(D)	—	(D)
233	Building, developing & general contracting										
	Number of employees . . . . .	12 367	2 909	(D)	2 282	2 479	1 059	(D)	—	—	—
	Payroll, annual (\$1,000) . . . . .	587 706	144 288	(D)	101 257	129 402	59 211	(D)	—	—	—
234	Heavy construction										
	Number of employees . . . . .	12 233	350	(D)	987	1 410	690	851	(D)	—	(D)
	Payroll, annual (\$1,000) . . . . .	561 130	24 309	(D)	49 248	88 720	43 716	44 371	(D)	—	(D)
235	Special trade contractors										
	Number of employees . . . . .	37 495	6 936	6 725	7 347	8 577	3 889	(D)	(D)	—	—
	Payroll, annual (\$1,000) . . . . .	1 576 746	277 022	243 250	291 881	392 517	184 192	(D)	(D)	—	—
<b>31-33</b>	<b>MANUFACTURING</b>										
	Number of employees . . . . .	238 085	3 706	6 883	13 063	28 526	30 152	47 105	31 696	26 654	50 300
	Payroll, annual (\$1,000) . . . . .	11 112 058	213 870	231 722	492 195	1 120 189	1 207 080	1 970 558	1 335 038	1 253 318	3 288 088
311	Food mfg										
	Number of employees . . . . .	8 341	167	433	818	1 163	1 369	2 250	(D)	(D)	—
	Payroll, annual (\$1,000) . . . . .	259 314	3 831	5 749	16 293	25 422	39 252	80 594	(D)	(D)	—
312	Beverage & tobacco product mfg										
	Number of employees . . . . .	(E)	(D)	(D)	57	(D)	(D)	(D)	—	—	—
	Payroll, annual (\$1,000) . . . . .	(D)	(D)	(D)	1 442	(D)	(D)	(D)	—	—	—
313	Textile mills										
	Number of employees . . . . .	2 760	(D)	(D)	80	(D)	(D)	1 176	(D)	(D)	—
	Payroll, annual (\$1,000) . . . . .	106 649	(D)	(D)	2 662	(D)	(D)	36 541	(D)	(D)	—
314	Textile product mills										
	Number of employees . . . . .	1 704	(D)	(D)	(D)	346	(D)	604	—	—	—
	Payroll, annual (\$1,000) . . . . .	48 024	(D)	(D)	(D)	10 313	(D)	18 737	—	—	—
315	Apparel manufacturing										
	Number of employees . . . . .	1 437	49	82	114	360	(D)	(D)	(D)	—	—
	Payroll, annual (\$1,000) . . . . .	44 376	2 174	3 024	5 725	12 359	(D)	(D)	(D)	—	—
316	Leather & allied product mfg										
	Number of employees . . . . .	(E)	(D)	(D)	(D)	(D)	—	(D)	—	—	—
	Payroll, annual (\$1,000) . . . . .	(D)	(D)	(D)	(D)	(D)	—	(D)	—	—	—
321	Wood product mfg										
	Number of employees . . . . .	1 677	105	(D)	369	(D)	(D)	(D)	—	—	—
	Payroll, annual (\$1,000) . . . . .	54 986	3 467	(D)	10 720	(D)	(D)	(D)	—	—	—
322	Paper mfg										
	Number of employees . . . . .	5 689	(D)	(D)	(D)	706	(D)	(D)	—	(D)	—
	Payroll, annual (\$1,000) . . . . .	244 388	(D)	(D)	(D)	25 204	(D)	(D)	—	(D)	—

Note: Employment-size classes are indicated as follows: A—0 to 19; B—20 to 99; C—100 to 249; E—250 to 499; F—500 to 999; G—1,000 to 2,499; H—2,500 to 4,999; I—5,000 to 9,999; J—10,000 to 24,999; K—25,000 to 49,999; L—50,000 to 99,999; M—100,000 or more.

**Table 3. The State—Employees and Annual Payroll by Employment-Size Class: 1999—Con.**

[Excludes most government employees, railroad employees, and self-employed persons. Size class 1 to 4 includes establishments with payroll, but no employees, during mid-March pay period. (D) denotes figures withheld to avoid disclosing data for individual companies; the data are included in broader industry totals. For explanation of terms, abbreviations, and data reliability/comparability, see introductory text]

NAICS code	Major group	Total	Employment-size class									
			1 to 4	5 to 9	10 to 19	20 to 49	50 to 99	100 to 249	250 to 499	500 to 999	1,000 or more	
<b>31-33</b>	<b>MANUFACTURING—Con.</b>											
323	Printing & related support activities											
	Number of employees .....	12 898	514	898	1 266	2 386	2 034	2 672	(D)	(D)	—	—
	Payroll, annual (\$1,000) .....	505 849	20 069	29 018	43 259	95 783	80 920	107 460	(D)	(D)	—	—
324	Petroleum & coal products mfg											
	Number of employees .....	463	52	(D)	(D)	(D)	(D)	—	—	—	—	—
	Payroll, annual (\$1,000) .....	25 815	4 095	(D)	(D)	(D)	(D)	—	—	—	—	—
325	Chemical mfg											
	Number of employees .....	16 874	82	169	345	1 033	1 197	1 834	(D)	(D)	10 357	—
	Payroll, annual (\$1,000) .....	1 279 369	4 237	8 676	18 073	53 173	64 637	101 546	(D)	(D)	950 841	—
326	Plastics & rubber products mfg											
	Number of employees .....	9 971	136	238	694	1 684	1 770	4 159	1 290	—	—	—
	Payroll, annual (\$1,000) .....	365 617	7 735	7 851	24 952	58 300	64 150	155 267	47 362	—	—	—
327	Nonmetallic mineral product mfg											
	Number of employees .....	2 788	100	138	(D)	813	482	568	(D)	—	—	—
	Payroll, annual (\$1,000) .....	120 082	3 192	7 022	(D)	36 149	20 742	22 309	(D)	—	—	—
331	Primary metal mfg											
	Number of employees .....	5 693	44	(D)	239	584	827	2 356	885	(D)	—	—
	Payroll, annual (\$1,000) .....	253 309	2 859	(D)	9 345	23 011	37 623	108 555	44 074	(D)	—	—
332	Fabricated metal product mfg											
	Number of employees .....	42 871	944	1 923	3 806	8 267	7 387	10 215	6 542	3 787	—	—
	Payroll, annual (\$1,000) .....	1 732 317	37 361	67 954	141 059	329 020	289 639	435 101	249 865	182 318	—	—
333	Machinery mfg											
	Number of employees .....	22 479	406	848	1 557	2 860	(D)	3 911	3 022	(D)	(D)	—
	Payroll, annual (\$1,000) .....	1 015 157	24 530	33 212	64 850	125 565	(D)	181 905	146 829	(D)	(D)	—
334	Computer & electronic product mfg											
	Number of employees .....	21 613	188	(D)	877	2 241	2 996	4 610	7 204	(D)	—	—
	Payroll, annual (\$1,000) .....	1 039 836	54 769	(D)	39 959	99 933	130 296	214 675	310 752	(D)	—	—
335	Electrical equip., appliance & component mfg											
	Number of employees .....	14 007	85	178	444	1 562	1 882	2 265	4 179	3 412	—	—
	Payroll, annual (\$1,000) .....	571 640	4 124	7 432	19 863	63 822	75 638	73 007	167 746	160 008	—	—
336	Transportation equipment mfg											
	Number of employees .....	48 968	(D)	194	(D)	(D)	1 814	4 755	(D)	6 327	(D)	—
	Payroll, annual (\$1,000) .....	2 729 453	(D)	6 273	(D)	(D)	70 199	203 806	(D)	297 015	(D)	—
337	Furniture & related product mfg											
	Number of employees .....	3 173	211	(D)	652	853	631	(D)	(D)	—	—	—
	Payroll, annual (\$1,000) .....	107 020	5 586	(D)	22 825	27 679	24 908	(D)	(D)	—	—	—
339	Miscellaneous mfg											
	Number of employees .....	13 993	387	514	814	1 563	1 820	2 017	1 275	1 557	4 046	—
	Payroll, annual (\$1,000) .....	574 443	14 069	15 681	30 688	47 138	66 897	77 949	71 868	71 926	178 227	—
<b>42</b>	<b>WHOLESALE TRADE</b>											
	Number of employees .....	75 745	4 903	6 662	9 495	15 189	11 870	14 555	5 289	2 309	5 473	—
	Payroll, annual (\$1,000) .....	4 185 453	286 838	316 526	485 637	765 082	604 889	800 703	305 267	106 005	514 506	—
421	Wholesale trade, durable goods											
	Number of employees .....	44 241	3 309	4 711	6 371	9 717	8 263	6 831	1 060	(D)	(D)	—
	Payroll, annual (\$1,000) .....	2 475 739	190 072	222 001	314 175	499 696	431 702	366 426	55 684	(D)	(D)	—
422	Wholesale trade, nondurable goods											
	Number of employees .....	31 504	1 594	1 951	3 124	5 472	3 607	7 724	4 229	(D)	(D)	—
	Payroll, annual (\$1,000) .....	1 709 714	96 766	94 525	171 462	265 386	173 187	434 277	249 583	(D)	(D)	—
<b>44-45</b>	<b>RETAIL TRADE</b>											
	Number of employees .....	194 237	13 034	23 647	28 045	35 524	29 463	39 516	20 411	(D)	(D)	—
	Payroll, annual (\$1,000) .....	4 277 410	333 429	487 540	592 819	922 357	686 982	769 070	398 223	(D)	(D)	—
441	Motor vehicle & parts dealers											
	Number of employees .....	21 156	867	2 075	3 199	8 143	6 010	862	—	—	—	—
	Payroll, annual (\$1,000) .....	824 009	28 621	59 355	88 675	329 672	281 139	36 547	—	—	—	—
442	Furniture & home furnishing stores											
	Number of employees .....	6 951	935	1 654	1 672	1 886	(D)	(D)	—	—	—	—
	Payroll, annual (\$1,000) .....	172 375	30 049	39 787	39 381	48 388	(D)	(D)	—	—	—	—
443	Electronics & appliance stores											
	Number of employees .....	4 623	682	1 157	1 012	646	811	315	—	—	—	—
	Payroll, annual (\$1,000) .....	126 931	18 860	29 971	28 942	25 191	17 014	6 953	—	—	—	—
444	Bldg material & garden equip & supp dealers											
	Number of employees .....	16 500	1 051	1 960	2 552	4 150	1 282	3 421	(D)	(D)	—	—
	Payroll, annual (\$1,000) .....	514 036	37 060	61 758	86 035	139 054	38 174	98 136	(D)	(D)	—	—
445	Food & beverage stores											
	Number of employees .....	45 520	2 205	2 393	2 002	3 269	5 839	19 523	10 289	—	—	—
	Payroll, annual (\$1,000) .....	763 568	46 455	33 176	28 531	51 952	107 593	328 361	167 500	—	—	—
446	Health & personal care stores											
	Number of employees .....	14 801	755	1 465	3 237	4 844	2 925	1 575	—	—	—	—
	Payroll, annual (\$1,000) .....	274 204	21 688	32 556	70 796	89 239	40 922	19 003	—	—	—	—
447	Gasoline stations											
	Number of employees .....	8 930	1 209	3 460	2 342	872	(D)	(D)	—	(D)	—	—
	Payroll, annual (\$1,000) .....	143 108	23 911	59 145	36 904	15 379	(D)	(D)	—	(D)	—	—
448	Clothing & clothing accessories stores											
	Number of employees .....	19 837	1 903	3 986	4 832	4 689	2 934	(D)	(D)	—	—	—
	Payroll, annual (\$1,000) .....	329 866	37 935	65 401	67 898	66 842	44 574	(D)	(D)	—	—	—

Note: Employment-size classes are indicated as follows: A—0 to 19; B—20 to 99; C—100 to 249; E—250 to 499; F—500 to 999; G—1,000 to 2,499; H—2,500 to 4,999; I—5,000 to 9,999; J—10,000 to 24,999; K—25,000 to 49,999; L—50,000 to 99,999; M—100,000 or more.



**Table 3. The State—Employees and Annual Payroll by Employment-Size Class: 1999—Con.**

[Excludes most government employees, railroad employees, and self-employed persons. Size class 1 to 4 includes establishments with payroll, but no employees, during mid-March pay period. (D) denotes figures withheld to avoid disclosing data for individual companies; the data are included in broader industry totals. For explanation of terms, abbreviations, and data reliability/comparability, see introductory text]

NAICS code	Major group	Employment-size class									
		Total	1 to 4	5 to 9	10 to 19	20 to 49	50 to 99	100 to 249	250 to 499	500 to 999	1,000 or more
<b>44-45</b>	<b>RETAIL TRADE—Con.</b>										
451	Sporting goods, hobby, book & music stores										
	Number of employees .....	8 539	855	1 707	2 134	1 676	(D)	(D)	—	—	—
	Payroll, annual (\$1,000) .....	128 528	17 848	24 765	31 101	22 780	(D)	(D)	—	—	—
452	General merchandise stores										
	Number of employees .....	23 649	178	303	504	362	(D)	9 863	(D)	(D)	—
	Payroll, annual (\$1,000) .....	336 492	9 298	3 999	7 262	4 428	(D)	145 008	(D)	(D)	—
453	Miscellaneous store retailers										
	Number of employees .....	10 576	1 651	2 279	2 766	3 037	(D)	—	(D)	—	—
	Payroll, annual (\$1,000) .....	185 150	31 586	35 473	42 902	49 334	(D)	—	(D)	—	—
454	Nonstore retailers										
	Number of employees .....	13 155	743	1 208	1 793	1 950	(D)	2 030	1 165	(D)	(D)
	Payroll, annual (\$1,000) .....	479 143	30 118	42 154	64 392	80 098	(D)	83 794	69 638	(D)	(D)
<b>48-49</b>	<b>TRANSPORTATION &amp; WAREHOUSING</b>										
	<b>Number of employees .....</b>	<b>33 398</b>	<b>1 245</b>	<b>1 620</b>	<b>2 909</b>	<b>6 528</b>	<b>7 297</b>	<b>7 108</b>	<b>(D)</b>	<b>(D)</b>	<b>(D)</b>
	<b>Payroll, annual (\$1,000) .....</b>	<b>1 019 251</b>	<b>52 139</b>	<b>58 286</b>	<b>93 754</b>	<b>202 343</b>	<b>214 560</b>	<b>192 623</b>	<b>(D)</b>	<b>(D)</b>	<b>(D)</b>
481	Air transportation										
	Number of employees .....	1 097	34	(D)	(D)	241	188	532	—	—	—
	Payroll, annual (\$1,000) .....	42 028	2 169	(D)	(D)	8 832	10 308	18 047	—	—	—
483	Water transportation										
	Number of employees .....	1 482	(D)	(D)	(D)	118	(D)	(D)	—	(D)	—
	Payroll, annual (\$1,000) .....	74 597	(D)	(D)	(D)	4 784	(D)	(D)	—	(D)	—
484	Truck transportation										
	Number of employees .....	7 346	618	711	1 177	2 129	1 679	1 032	—	—	—
	Payroll, annual (\$1,000) .....	258 381	21 996	21 083	37 093	77 749	60 716	39 744	—	—	—
485	Transit & ground passenger transportation										
	Number of employees .....	11 588	114	296	689	(D)	3 768	2 905	(D)	(D)	—
	Payroll, annual (\$1,000) .....	228 160	4 059	5 256	12 403	(D)	58 075	61 586	(D)	(D)	—
486	Pipeline transportation										
	Number of employees .....	(C)	(D)	(D)	—	(D)	(D)	—	—	—	—
	Payroll, annual (\$1,000) .....	(D)	(D)	(D)	—	(D)	(D)	—	—	—	—
487	Scenic & sightseeing transportation										
	Number of employees .....	(B)	(D)	—	(D)	(D)	—	—	—	—	—
	Payroll, annual (\$1,000) .....	(D)	(D)	—	(D)	(D)	—	—	—	—	—
488	Transportation support activities										
	Number of employees .....	3 212	270	398	643	650	490	761	—	—	—
	Payroll, annual (\$1,000) .....	146 840	14 167	18 768	32 945	40 119	28 805	12 036	—	—	—
492	Couriers & messengers										
	Number of employees .....	7 813	89	87	180	528	(D)	(D)	(D)	—	(D)
	Payroll, annual (\$1,000) .....	241 735	4 681	3 428	4 965	14 788	(D)	(D)	(D)	—	(D)
493	Warehousing & storage										
	Number of employees .....	(F)	(D)	(D)	103	(D)	(D)	(D)	—	—	—
	Payroll, annual (\$1,000) .....	(D)	(D)	(D)	3 438	(D)	(D)	(D)	—	—	—
<b>51</b>	<b>INFORMATION</b>										
	<b>Number of employees .....</b>	<b>48 013</b>	<b>1 320</b>	<b>1 617</b>	<b>2 727</b>	<b>5 937</b>	<b>6 185</b>	<b>10 399</b>	<b>8 112</b>	<b>8 162</b>	<b>3 554</b>
	<b>Payroll, annual (\$1,000) .....</b>	<b>2 575 023</b>	<b>153 804</b>	<b>65 436</b>	<b>130 635</b>	<b>275 051</b>	<b>298 328</b>	<b>621 516</b>	<b>379 343</b>	<b>538 864</b>	<b>112 046</b>
511	Publishing industries										
	Number of employees .....	14 958	434	(D)	775	(D)	2 782	3 558	2 049	(D)	(D)
	Payroll, annual (\$1,000) .....	833 531	56 333	(D)	48 288	(D)	161 940	150 582	93 581	(D)	(D)
512	Motion picture & sound recording industries										
	Number of employees .....	2 571	196	249	(D)	(D)	(D)	—	—	(D)	—
	Payroll, annual (\$1,000) .....	103 428	16 277	7 364	(D)	(D)	(D)	—	—	(D)	—
513	Broadcasting & telecommunications										
	Number of employees .....	21 913	409	(D)	(D)	2 406	(D)	5 562	4 287	(D)	(D)
	Payroll, annual (\$1,000) .....	1 140 884	50 712	(D)	(D)	118 765	(D)	290 426	189 773	(D)	(D)
514	Information & data processing services										
	Number of employees .....	8 571	281	324	(D)	(D)	(D)	1 279	1 776	(D)	(D)
	Payroll, annual (\$1,000) .....	497 180	30 482	7 840	(D)	(D)	(D)	180 508	95 989	(D)	(D)
<b>52</b>	<b>FINANCE &amp; INSURANCE</b>										
	<b>Number of employees .....</b>	<b>128 290</b>	<b>5 319</b>	<b>8 638</b>	<b>9 278</b>	<b>11 401</b>	<b>10 590</b>	<b>14 076</b>	<b>6 715</b>	<b>9 296</b>	<b>52 977</b>
	<b>Payroll, annual (\$1,000) .....</b>	<b>9 660 600</b>	<b>376 425</b>	<b>473 786</b>	<b>679 425</b>	<b>791 354</b>	<b>1 092 945</b>	<b>1 048 838</b>	<b>552 496</b>	<b>1 029 603</b>	<b>3 615 728</b>
521	Monetary authorities - central bank										
	Number of employees .....	(C)	—	—	—	—	—	(D)	—	—	—
	Payroll, annual (\$1,000) .....	(D)	—	—	—	—	—	(D)	—	—	—
522	Credit intermediation & related activities										
	Number of employees .....	31 648	(D)	(D)	(D)	(D)	3 153	3 881	(D)	(D)	(D)
	Payroll, annual (\$1,000) .....	1 750 640	(D)	(D)	(D)	(D)	191 033	233 019	(D)	(D)	(D)
523	Security, commodity contracts & like activity										
	Number of employees .....	15 888	1 362	1 111	1 691	2 630	2 859	1 878	(D)	(D)	(D)
	Payroll, annual (\$1,000) .....	2 950 455	169 661	179 424	366 494	336 419	640 132	287 029	(D)	(D)	(D)
524	Insurance carriers & related activities										
	Number of employees .....	80 282	(D)	(D)	(D)	(D)	4 578	7 939	3 909	5 715	46 462
	Payroll, annual (\$1,000) .....	4 933 548	(D)	(D)	(D)	(D)	261 780	512 179	306 526	477 182	2 744 595

Note: Employment-size classes are indicated as follows: A—0 to 19; B—20 to 99; C—100 to 249; E—250 to 499; F—500 to 999; G—1,000 to 2,499; H—2,500 to 4,999; I—5,000 to 9,999; J—10,000 to 24,999; K—25,000 to 49,999; L—50,000 to 99,999; M—100,000 or more.

**Table 3. The State—Employees and Annual Payroll by Employment-Size Class: 1999—Con.**

[Excludes most government employees, railroad employees, and self-employed persons. Size class 1 to 4 includes establishments with payroll, but no employees, during mid-March pay period. (D) denotes figures withheld to avoid disclosing data for individual companies; the data are included in broader industry totals. For explanation of terms, abbreviations, and data reliability/comparability, see introductory text]

NAICS code	Major group	Total	Employment-size class									
			1 to 4	5 to 9	10 to 19	20 to 49	50 to 99	100 to 249	250 to 499	500 to 999	1,000 or more	
<b>52</b>	<b>FINANCE &amp; INSURANCE—Con.</b>											
525	Funds, trusts, & other financial vehicles (part)											
	Number of employees .....	(E)	(D)	(D)	(D)	(D)	—	(D)	—	—	—	—
	Payroll, annual (\$1,000) .....	(D)	(D)	(D)	(D)	(D)	—	(D)	—	—	—	—
<b>53</b>	<b>REAL ESTATE &amp; RENTAL &amp; LEASING</b>											
	Number of employees .....	21 220	3 972	3 733	4 000	3 386	1 950	2 307	1 872	—	—	—
	Payroll, annual (\$1,000) .....	693 996	144 354	107 238	111 381	128 516	77 144	72 479	52 884	—	—	—
531	Real estate											
	Number of employees .....	14 107	3 344	(D)	2 209	(D)	1 015	1 519	(D)	—	—	—
	Payroll, annual (\$1,000) .....	493 117	122 352	(D)	71 460	(D)	37 522	53 728	(D)	—	—	—
532	Rental & leasing services											
	Number of employees .....	6 920	587	(D)	(D)	(D)	935	788	(D)	—	—	—
	Payroll, annual (\$1,000) .....	191 527	18 032	(D)	(D)	(D)	39 622	18 751	(D)	—	—	—
533	Lessors of other nonfinancial intangible asset											
	Number of employees .....	193	41	(D)	(D)	(D)	—	—	—	—	—	—
	Payroll, annual (\$1,000) .....	9 352	3 970	(D)	(D)	(D)	—	—	—	—	—	—
<b>54</b>	<b>PROFESSIONAL, SCIENTIFIC &amp; TECHNICAL SERVICES</b>											
	Number of employees .....	87 130	10 880	10 406	11 987	14 711	10 091	12 712	8 084	2 158	6 101	—
	Payroll, annual (\$1,000) .....	5 016 497	576 884	504 329	630 457	927 444	667 337	915 433	388 484	104 910	301 219	—
541	Professional, scientific & technical services											
	Number of employees .....	87 130	10 880	10 406	11 987	14 711	10 091	12 712	8 084	2 158	6 101	—
	Payroll, annual (\$1,000) .....	5 016 497	576 884	504 329	630 457	927 444	667 337	915 433	388 484	104 910	301 219	—
<b>55</b>	<b>MANAGEMENT OF COMPANIES &amp; ENTERPRISES</b>											
	Number of employees .....	48 028	381	670	1 167	2 828	5 078	8 645	13 694	10 095	5 470	—
	Payroll, annual (\$1,000) .....	4 498 658	53 082	98 254	128 663	323 800	539 449	623 386	1 236 201	826 813	669 010	—
551	Management of companies & enterprises											
	Number of employees .....	48 028	381	670	1 167	2 828	5 078	8 645	13 694	10 095	5 470	—
	Payroll, annual (\$1,000) .....	4 498 658	53 082	98 254	128 663	323 800	539 449	623 386	1 236 201	826 813	669 010	—
<b>56</b>	<b>ADMIN, SUPPORT, WASTE MGT, REMEDIATION SERVICES</b>											
	Number of employees .....	106 462	5 093	5 199	6 964	12 117	12 728	18 417	14 691	13 430	17 823	—
	Payroll, annual (\$1,000) .....	2 723 190	213 098	160 504	222 764	361 923	347 488	382 924	354 524	252 333	427 632	—
561	Administrative & support services											
	Number of employees .....	101 851	4 820	4 865	6 395	10 768	11 736	(D)	(D)	(D)	17 823	—
	Payroll, annual (\$1,000) .....	2 562 607	203 657	149 214	202 360	311 507	303 042	(D)	(D)	(D)	427 632	—
562	Waste management & remediation services											
	Number of employees .....	4 611	273	334	569	1 349	992	(D)	(D)	(D)	—	—
	Payroll, annual (\$1,000) .....	160 583	9 441	11 290	20 404	50 416	44 446	(D)	(D)	(D)	—	—
<b>61</b>	<b>EDUCATIONAL SERVICES</b>											
	Number of employees .....	51 404	710	993	1 574	3 645	4 341	7 157	3 298	3 005	26 681	—
	Payroll, annual (\$1,000) .....	1 498 486	25 075	23 246	33 890	81 320	115 870	232 947	77 742	79 946	828 450	—
611	Educational services											
	Number of employees .....	51 404	710	993	1 574	3 645	4 341	7 157	3 298	3 005	26 681	—
	Payroll, annual (\$1,000) .....	1 498 486	25 075	23 246	33 890	81 320	115 870	232 947	77 742	79 946	828 450	—
<b>62</b>	<b>HEALTH CARE AND SOCIAL ASSISTANCE</b>											
	Number of employees .....	213 240	8 278	14 794	20 158	24 361	19 254	47 236	18 614	(D)	(D)	—
	Payroll, annual (\$1,000) .....	6 869 396	355 264	551 939	674 030	828 059	521 384	1 172 998	518 085	(D)	(D)	—
621	Ambulatory health care services											
	Number of employees .....	71 829	6 763	11 157	11 244	12 630	8 849	10 517	(D)	(D)	—	—
	Payroll, annual (\$1,000) .....	2 788 011	304 927	482 930	514 057	616 941	305 123	299 827	(D)	(D)	—	—
622	Hospitals											
	Number of employees .....	59 308	(D)	(D)	(D)	(D)	(D)	792	3 054	(D)	(D)	—
	Payroll, annual (\$1,000) .....	2 268 220	(D)	(D)	(D)	(D)	(D)	27 241	114 034	(D)	(D)	—
623	Nursing & residential care facilities											
	Number of employees .....	52 090	(D)	(D)	(D)	(D)	(D)	30 258	(D)	(D)	—	—
	Payroll, annual (\$1,000) .....	1 303 611	(D)	(D)	(D)	(D)	(D)	751 760	(D)	(D)	—	—
624	Social assistance											
	Number of employees .....	30 013	(D)	2 757	6 028	8 396	4 488	5 669	(D)	—	—	—
	Payroll, annual (\$1,000) .....	509 554	(D)	46 001	101 276	143 616	79 434	94 170	(D)	—	—	—

Note: Employment-size classes are indicated as follows: A—0 to 19; B—20 to 99; C—100 to 249; E—250 to 499; F—500 to 999; G—1,000 to 2,499; H—2,500 to 4,999; I—5,000 to 9,999; J—10,000 to 24,999; K—25,000 to 49,999; L—50,000 to 99,999; M—100,000 or more.

**Table 3. The State—Employees and Annual Payroll by Employment-Size Class: 1999—Con.**

[Excludes most government employees, railroad employees, and self-employed persons. Size class 1 to 4 includes establishments with payroll, but no employees, during mid-March pay period. (D) denotes figures withheld to avoid disclosing data for individual companies; the data are included in broader industry totals. For explanation of terms, abbreviations, and data reliability/comparability, see introductory text]

NAICS code	Major group	Total	Employment-size class								
			1 to 4	5 to 9	10 to 19	20 to 49	50 to 99	100 to 249	250 to 499	500 to 999	1,000 or more
<b>71</b>	<b>ARTS, ENTERTAINMENT &amp; RECREATION</b>										
	Number of employees .....	36 590	1 132	(D)	2 230	5 762	4 304	3 596	(D)	—	(D)
	Payroll, annual (\$1,000) .....	886 890	62 005	(D)	45 457	105 919	82 530	62 444	(D)	—	(D)
711	Performing arts, spectator sports & related industries										
	Number of employees .....	4 191	372	(D)	274	(D)	(D)	1 555	(D)	—	—
	Payroll, annual (\$1,000) .....	147 014	33 208	(D)	8 586	(D)	(D)	34 159	(D)	—	—
712	Museums, historical sites & like institutions										
	Number of employees .....	2 131	114	(D)	240	(D)	(D)	503	(D)	—	—
	Payroll, annual (\$1,000) .....	42 738	2 409	(D)	4 817	(D)	(D)	11 519	(D)	—	—
713	Amusement, gambling & recreation industries										
	Number of employees .....	30 268	646	(D)	1 716	4 823	(D)	1 538	(D)	—	(D)
	Payroll, annual (\$1,000) .....	697 138	26 388	(D)	32 054	87 813	(D)	16 766	(D)	—	(D)
<b>72</b>	<b>ACCOMMODATION &amp; FOOD SERVICES</b>										
	Number of employees .....	96 985	4 773	8 584	16 177	35 832	18 101	11 216	(D)	(D)	—
	Payroll, annual (\$1,000) .....	1 301 584	96 004	106 781	199 267	448 673	234 157	176 324	(D)	(D)	—
721	Accommodation										
	Number of employees .....	11 861	221	264	953	2 233	2 003	(D)	(D)	(D)	—
	Payroll, annual (\$1,000) .....	224 569	9 088	5 462	16 342	35 041	34 771	(D)	(D)	(D)	—
722	Food services & drinking places										
	Number of employees .....	85 124	4 552	8 320	15 224	33 599	16 098	(D)	(D)	—	—
	Payroll, annual (\$1,000) .....	1 077 015	86 916	101 319	182 925	413 632	199 386	(D)	(D)	—	—
<b>81</b>	<b>OTHER SERVICES (EXCEPT PUBLIC ADMINISTRATION)</b>										
	Number of employees .....	62 132	11 331	14 578	12 760	11 392	4 841	5 349	(D)	(D)	—
	Payroll, annual (\$1,000) .....	1 417 367	246 722	304 530	281 695	252 518	117 497	144 395	(D)	(D)	—
811	Repair & maintenance										
	Number of employees .....	15 373	3 588	4 422	3 753	2 272	(D)	(D)	—	—	—
	Payroll, annual (\$1,000) .....	454 845	94 560	123 912	109 124	75 850	(D)	(D)	—	—	—
812	Personal & laundry services										
	Number of employees .....	18 687	3 955	4 793	4 109	3 214	(D)	(D)	—	—	—
	Payroll, annual (\$1,000) .....	361 136	74 021	87 834	79 616	60 056	(D)	(D)	—	—	—
813	Religious, grantmaking, civic, prof & like organizations										
	Number of employees .....	28 072	3 788	5 363	4 898	5 906	2 786	3 450	(D)	(D)	—
	Payroll, annual (\$1,000) .....	601 386	78 141	92 784	92 955	116 612	53 927	96 957	(D)	(D)	—
<b>95</b>	<b>AUXILIARIES (EXC CORPORATE, SUBSIDIARY &amp; REGIONAL MGT)</b>										
	Number of employees .....	14 116	85	(D)	(D)	1 013	(D)	2 839	3 711	2 767	(D)
	Payroll, annual (\$1,000) .....	788 468	5 628	(D)	(D)	53 059	(D)	163 901	202 291	122 175	(D)
<b>99</b>	<b>UNCLASSIFIED ESTABLISHMENTS</b>										
	Number of employees .....	995	(D)	(D)	(D)	(D)	—	—	—	—	—
	Payroll, annual (\$1,000) .....	31 583	(D)	(D)	(D)	(D)	—	—	—	—	—

Note: Employment-size classes are indicated as follows: A—0 to 19; B—20 to 99; C—100 to 249; E—250 to 499; F—500 to 999; G—1,000 to 2,499; H—2,500 to 4,999; I—5,000 to 9,999; J—10,000 to 24,999; K—25,000 to 49,999; L—50,000 to 99,999; M—100,000 or more.

**Table 4. The State—Establishments With 1,000 Employees or More by Major Group and Employment-Size Class: 1999**

[Excludes most government employees, railroad employees, and self-employed persons. For explanation of terms, abbreviations, and data reliability/comparability, see introductory text]

NAICS code	Major group	Total number of establishments	Number of establishments by employment-size class			
			1,000 to 1,499	1,500 to 2,499	2,500 to 4,999	5,000 or more
	<b>Total</b> .....	<b>92</b>	<b>30</b>	<b>36</b>	<b>14</b>	<b>12</b>
<b>22</b>	<b>Utilities</b> .....	<b>2</b>	—	<b>2</b>	—	—
221	Utilities .....	2	—	2	—	—
<b>23</b>	<b>Construction</b> .....	<b>1</b>	—	—	—	<b>1</b>
234	Heavy construction .....	1	—	—	—	1
<b>31-33</b>	<b>Manufacturing</b> .....	<b>16</b>	<b>5</b>	<b>3</b>	<b>5</b>	<b>3</b>
325	Chemical mfg .....	4	2	—	2	—
333	Machinery mfg .....	2	1	—	1	—
336	Transportation equipment mfg .....	7	—	2	2	3
339	Miscellaneous mfg .....	3	2	1	—	—
<b>42</b>	<b>Wholesale trade</b> .....	<b>3</b>	<b>1</b>	<b>1</b>	<b>1</b>	—
421	Wholesale trade, durable goods .....	1	—	—	1	—
422	Wholesale trade, nondurable goods .....	2	1	1	—	—
<b>44-45</b>	<b>Retail trade</b> .....	<b>1</b>	<b>1</b>	—	—	—
454	Nonstore retailers .....	1	1	—	—	—
<b>48-49</b>	<b>Transportation &amp; warehousing</b> .....	<b>1</b>	—	—	<b>1</b>	—
492	Couriers & messengers .....	1	—	—	1	—
<b>51</b>	<b>Information</b> .....	<b>3</b>	<b>3</b>	—	—	—
511	Publishing industries .....	1	1	—	—	—
513	Broadcasting & telecommunications .....	1	1	—	—	—
514	Information & data processing services .....	1	1	—	—	—
<b>52</b>	<b>Finance &amp; insurance</b> .....	<b>22</b>	<b>6</b>	<b>10</b>	<b>4</b>	<b>2</b>
522	Credit intermediation & related activities .....	2	—	2	—	—
523	Security, commodity contracts & like activity .....	1	—	1	—	—
524	Insurance carriers & related activities .....	19	6	7	4	2
<b>54</b>	<b>Professional, scientific &amp; technical services</b> .....	<b>3</b>	—	<b>3</b>	—	—
541	Professional, scientific & technical services .....	3	—	3	—	—
<b>55</b>	<b>Management of companies &amp; enterprises</b> .....	<b>3</b>	<b>1</b>	<b>2</b>	—	—
551	Management of companies & enterprises .....	3	1	2	—	—
<b>56</b>	<b>Admin, support, waste mgt, remediation services</b> .....	<b>4</b>	<b>2</b>	—	<b>1</b>	<b>1</b>
561	Administrative & support services .....	4	2	—	1	1
<b>61</b>	<b>Educational services</b> .....	<b>8</b>	<b>2</b>	<b>5</b>	—	<b>1</b>
611	Educational services .....	8	2	5	—	1
<b>62</b>	<b>Health care and social assistance</b> .....	<b>21</b>	<b>7</b>	<b>10</b>	<b>2</b>	<b>2</b>
622	Hospitals .....	21	7	10	2	2
<b>71</b>	<b>Arts, entertainment &amp; recreation</b> .....	<b>2</b>	—	—	—	<b>2</b>
713	Amusement, gambling & recreation industries .....	2	—	—	—	2
<b>95</b>	<b>Auxiliaries (exc corporate, subsidiary &amp; regional mgt)</b> .....	<b>2</b>	<b>2</b>	—	—	—

**Table 5. The State—Employees, Payroll, and Establishments by County: 1999 and 1998**

[Excludes most government employees, railroad employees, and self-employed persons. (D) denotes figures withheld to avoid disclosing data for individual companies; the data are included in broader industry totals. For explanation of terms, abbreviations, and data reliability/comparability, see introductory text]

County	1999				1998			
	Number of establishments	Number of employees for week including March 12	Payroll (\$1,000)		Number of establishments	Number of employees for week including March 12	Payroll (\$1,000)	
			First quarter	Annual			First quarter	Annual
<b>Total .....</b>	<b>92 454</b>	<b>1 530 539</b>	<b>15 061 152</b>	<b>62 082 551</b>	<b>92 362</b>	<b>1 493 964</b>	<b>14 073 216</b>	<b>58 225 763</b>
Fairfield .....	28 560	436 325	5 811 736	23 021 009	28 438	424 846	5 430 044	21 547 737
Hartford .....	23 261	472 171	4 536 451	18 551 853	23 275	459 632	4 191 582	17 360 148
Litchfield .....	5 181	57 742	393 140	1 797 524	5 146	56 331	373 557	1 713 457
Middlesex .....	4 206	59 997	479 424	2 071 401	4 180	59 152	442 352	1 922 322
New Haven .....	20 833	343 145	2 712 158	11 683 355	20 937	334 737	2 544 647	10 981 915
New London .....	5 705	103 728	788 609	3 413 516	5 715	103 413	760 755	3 211 823
Tolland .....	2 528	27 166	159 399	714 781	2 500	26 462	152 501	700 594
Windham .....	2 180	30 265	180 235	829 112	2 171	29 391	177 778	787 767

Note: Employment-size classes are indicated as follows: A—0 to 19; B—20 to 99; C—100 to 249; E—250 to 499; F—500 to 999; G—1,000 to 2,499; H—2,500 to 4,999; I—5,000 to 9,999; J—10,000 to 24,999; K—25,000 to 49,999; L—50,000 to 99,999; M—100,000 or more.

**Table 6. Counties—Employees, Payroll, and Establishments by Industry: 1999**

[Excludes most government employees, railroad employees, and self-employed persons. Size class 1 to 4 includes establishments with payroll, but no employees, during mid-March pay period. (D) denotes figures withheld to avoid disclosing data for individual companies; the data are included in broader industry totals. Detailed industries with 100 or more employees are shown if industry was not a (D). For explanation of terms, abbreviations, and data reliability/comparability, see introductory text]

NAICS code	Industry	Number of employees for week including March 12	Payroll (\$1,000)		Total number of establishments	Number of establishments by employment-size class									
			First quarter	Annual		1 to 4	5 to 9	10 to 19	20 to 49	50 to 99	100 to 249	250 to 499	500 to 999	1,000 or more	
<b>FAIRFIELD</b>															
	<b>Total</b> .....	<b>436 325</b>	<b>5 811 736</b>	<b>23 021 009</b>	<b>28 560</b>	<b>16 332</b>	<b>5 184</b>	<b>3 306</b>	<b>2 291</b>	<b>763</b>	<b>474</b>	<b>137</b>	<b>48</b>	<b>25</b>	
<b>11</b>	<b>Forestry, fishing, hunting, and agriculture support</b> .....	<b>188</b>	<b>1 644</b>	<b>6 623</b>	<b>34</b>	<b>25</b>	<b>5</b>	<b>1</b>	<b>2</b>	<b>1</b>	—	—	—	—	
115	Agriculture & forestry support activities .....	115	1 109	4 339	24	16	5	1	2	—	—	—	—	—	
<b>21</b>	<b>Mining</b> .....	<b>(B)</b>	<b>(D)</b>	<b>(D)</b>	<b>16</b>	<b>10</b>	<b>3</b>	<b>1</b>	<b>2</b>	—	—	—	—	—	
<b>22</b>	<b>Utilities</b> .....	<b>(G)</b>	<b>(D)</b>	<b>(D)</b>	<b>39</b>	<b>12</b>	<b>3</b>	<b>4</b>	<b>9</b>	<b>5</b>	<b>4</b>	<b>2</b>	—	—	
221	Utilities .....	(G)	(D)	(D)	39	12	3	4	9	5	4	2	—	—	
2211	Elec pwr generation, transmsn & distribution ...	(G)	(D)	(D)	22	7	1	3	4	3	3	1	—	—	
22111	Electric power generation .....	(E)	(D)	(D)	7	3	1	—	1	1	1	—	—	—	
22112	Electric pwr transmsn, control & distribution ..	(F)	(D)	(D)	15	4	—	3	3	2	2	1	—	—	
2212	Natural gas distribution .....	(E)	(D)	(D)	8	1	1	1	4	—	1	—	—	—	
22121	Natural gas distribution .....	(E)	(D)	(D)	8	1	1	1	4	—	1	—	—	—	
2213	Water, sewage & other systems .....	(E)	(D)	(D)	9	4	1	—	1	2	—	1	—	—	
22131	Water supply & irrigation systems .....	(E)	(D)	(D)	7	4	1	—	—	1	—	1	—	—	
<b>23</b>	<b>Construction</b> .....	<b>13 668</b>	<b>124 716</b>	<b>636 497</b>	<b>2 574</b>	<b>1 821</b>	<b>421</b>	<b>193</b>	<b>115</b>	<b>16</b>	<b>8</b>	—	—	—	
233	Building, developing & general contracting .....	3 902	40 854	207 464	811	601	130	47	27	2	4	—	—	—	
2331	Land subdivision & land development .....	180	1 584	9 873	45	31	8	4	2	—	—	—	—	—	
23311	Land subdivision & land development .....	180	1 584	9 873	45	31	8	4	2	—	—	—	—	—	
233110	Land subdivision & land development .....	180	1 584	9 873	45	31	8	4	2	—	—	—	—	—	
2332	Residential building construction .....	2 179	21 475	115 543	657	518	98	28	12	1	—	—	—	—	
23321	Single-family housing construction .....	2 133	21 006	112 918	639	502	97	28	11	1	—	—	—	—	
233210	Single-family housing construction .....	2 133	21 006	112 918	639	502	97	28	11	1	—	—	—	—	
2333	Nonresidential building construction .....	1 543	17 795	82 048	52	42	24	15	13	1	4	—	—	—	
23331	Mfg & industrial building construction .....	344	4 098	15 311	19	10	3	2	3	—	1	—	—	—	
233310	Mfg & industrial building construction .....	344	4 098	15 311	19	10	3	2	3	—	1	—	—	—	
23332	Commercial & institutional bldg construction ..	1 199	13 697	66 737	90	42	21	13	10	1	3	—	—	—	
233320	Commercial & institutional bldg construction ..	1 199	13 697	66 737	90	42	21	13	10	1	3	—	—	—	
234	Heavy construction .....	759	7 562	47 505	80	39	14	16	9	1	1	—	—	—	
2341	Highway, street, bridge & tunnel construction ...	271	2 865	20 175	40	23	5	9	3	—	—	—	—	—	
23411	Highway & street construction .....	271	2 865	20 175	40	23	5	9	3	—	—	—	—	—	
234110	Highway & street construction .....	271	2 865	20 175	40	23	5	9	3	—	—	—	—	—	
2349	Other heavy construction .....	488	4 697	27 330	40	16	9	7	6	1	1	—	—	—	
23491	Water, sewer & pipeline construction .....	314	3 033	18 460	12	3	1	1	5	1	1	—	—	—	
234910	Water, sewer & pipeline construction .....	314	3 033	18 460	12	3	1	1	5	1	1	—	—	—	
23499	All other heavy construction .....	147	1 501	7 935	22	9	7	5	1	—	—	—	—	—	
234990	All other heavy construction .....	147	1 501	7 935	22	9	7	5	1	—	—	—	—	—	
235	Special trade contractors .....	9 007	76 300	381 528	1 683	1 181	277	130	79	13	3	—	—	—	
2351	Plumbing, heating & AC contractor .....	1 988	17 970	85 385	350	234	61	30	24	1	—	—	—	—	
23511	Plumbing, heating & AC contractor .....	1 988	17 970	85 385	350	234	61	30	24	1	—	—	—	—	
235110	Plumbing, heating & AC contractor .....	1 988	17 970	85 385	350	234	61	30	24	1	—	—	—	—	
2352	Painting & wall covering contractors .....	636	3 889	22 168	181	147	26	3	4	1	—	—	—	—	
23521	Painting & wall covering contractors .....	636	3 889	22 168	181	147	26	3	4	1	—	—	—	—	
235210	Painting & wall covering contractors .....	636	3 889	22 168	181	147	26	3	4	1	—	—	—	—	
2353	Electrical contractors .....	2 203	21 742	112 501	343	221	60	36	20	5	1	—	—	—	
23531	Electrical contractors .....	2 203	21 742	112 501	343	221	60	36	20	5	1	—	—	—	
235310	Electrical contractors .....	2 203	21 742	112 501	343	221	60	36	20	5	1	—	—	—	
2354	Masonry, drywall, insulation, tile contractors ...	1 054	8 555	36 539	169	127	8	3	3	2	—	—	—	—	
23541	Masonry & stone contractors .....	316	2 131	12 446	97	77	14	5	1	—	—	—	—	—	
235410	Masonry & stone contractors .....	316	2 131	12 446	97	77	14	5	1	—	—	—	—	—	
23542	Drywall, acoustical & insulation contractors ...	659	5 803	21 197	40	23	7	3	2	3	2	—	—	—	
235420	Drywall, acoustical & insulation contractors ...	659	5 803	21 197	40	23	7	3	2	3	2	—	—	—	
2355	Carpentry & floor contractors .....	789	5 970	28 884	235	189	30	11	5	—	—	—	—	—	
23551	Carpentry contractors .....	630	4 921	23 927	189	153	24	7	5	—	—	—	—	—	
235510	Carpentry contractors .....	630	4 921	23 927	189	153	24	7	5	—	—	—	—	—	
23552	Floor laying & other floor contractors .....	159	1 049	4 957	46	36	6	4	—	—	—	—	—	—	
235520	Floor laying & other floor contractors .....	159	1 049	4 957	46	36	6	4	—	—	—	—	—	—	
2356	Roofing, siding, & sheet metal contractors .....	460	3 702	19 383	94	71	10	7	6	—	—	—	—	—	
23561	Roofing, siding, & sheet metal contractors ...	460	3 702	19 383	94	71	10	7	6	—	—	—	—	—	
235610	Roofing, siding, & sheet metal contractors ...	460	3 702	19 383	94	71	10	7	6	—	—	—	—	—	
2357	Concrete contractors .....	371	2 271	15 441	71	43	17	9	2	—	—	—	—	—	
23571	Concrete contractors .....	371	2 271	15 441	71	43	17	9	2	—	—	—	—	—	
235710	Concrete contractors .....	371	2 271	15 441	71	43	17	9	2	—	—	—	—	—	
2359	Other special trade contractors .....	1 487	12 079	60 670	233	144	45	26	15	3	—	—	—	—	
23592	Glass & glazing contractors .....	156	1 503	5 652	21	11	4	4	2	—	—	—	—	—	
235920	Glass & glazing contractors .....	156	1 503	5 652	21	11	4	4	2	—	—	—	—	—	
23593	Excavation contractors .....	523	4 639	24 961	90	59	17	8	5	1	—	—	—	—	
235930	Excavation contractors .....	523	4 639	24 961	90	59	17	8	5	1	—	—	—	—	
23595	Bldg equip & oth mach installation contractor .	105	1 223	5 374	13	8	2	1	2	—	—	—	—	—	
235950	Bldg equip & oth mach installation contractor .	105	1 223	5 374	13	8	2	1	2	—	—	—	—	—	
23599	All other special trade contractors .....	555	3 149	17 527	92	61	18	6	5	2	—	—	—	—	
235990	All other special trade contractors .....	555	3 149	17 527	92	61	18	6	5	2	—	—	—	—	

Note: Employment-size classes are indicated as follows: A—0 to 19; B—20 to 99; C—100 to 249; E—250 to 499; F—500 to 999; G—1,000 to 2,499; H—2,500 to 4,999; I—5,000 to 9,999; J—10,000 to 24,999; K—25,000 to 49,999; L—50,000 to 99,999; M—100,000 or more.

**Table 6. Counties—Employees, Payroll, and Establishments by Industry: 1999—Con.**

[Excludes most government employees, railroad employees, and self-employed persons. Size class 1 to 4 includes establishments with payroll, but no employees, during mid-March pay period. (D) denotes figures withheld to avoid disclosing data for individual companies; the data are included in broader industry totals. Detailed industries with 100 or more employees are shown if industry was not a (D). For explanation of terms, abbreviations, and data reliability/comparability, see introductory text]

NAICS code	Industry	Number of employees for week including March 12	Payroll (\$1,000)		Total number of establishments	Number of establishments by employment-size class									
			First quarter	Annual		1 to 4	5 to 9	10 to 19	20 to 49	50 to 99	100 to 249	250 to 499	500 to 999	1,000 or more	
<b>FAIRFIELD—Con.</b>															
<b>31-33</b>	<b>Manufacturing</b>	<b>51 975</b>	<b>641 849</b>	<b>2 675 547</b>	<b>1 265</b>	<b>447</b>	<b>229</b>	<b>226</b>	<b>183</b>	<b>88</b>	<b>54</b>	<b>24</b>	<b>9</b>	<b>5</b>	
311	Food mfg	2 185	18 748	79 232	77	31	16	15	10	1	2	1	1	—	
3115	Dairy product mfg	(C)	(D)	(D)	5	3	—	1	—	—	1	—	—	—	
31151	Dairy product (exc frozen) mfg	(C)	(D)	(D)	2	1	—	—	—	—	1	—	—	—	
3118	Bakeries & tortilla mfg	1 666	14 224	59 963	54	23	11	11	6	1	—	—	1	—	
31181	Bread & bakery product mfg	(G)	(D)	(D)	53	23	11	10	6	1	—	—	1	—	
311812	Commercial bakeries	1 378	13 371	56 130	17	6	1	5	2	1	—	—	1	—	
3119	Other food mfg	(C)	(D)	(D)	6	1	1	1	2	—	—	—	—	—	
31192	Coffee & tea mfg	(C)	(D)	(D)	1	—	—	—	—	—	—	—	—	—	
312	Beverage & tobacco product mfg	(C)	(D)	(D)	4	—	—	—	—	—	—	—	—	—	
3121	Beverage mfg	(C)	(D)	(D)	4	—	—	—	—	—	—	—	—	—	
313	Textile mills	480	3 664	17 594	11	4	2	1	—	—	2	2	—	—	
3133	Textile, fabric finishing, fabric coating mills	464	3 574	17 205	8	2	2	—	—	—	2	2	—	—	
31331	Textile & fabric finishing mills	(E)	(D)	(D)	6	2	2	—	—	—	1	1	—	—	
31332	Fabric coating mills	(C)	(D)	(D)	2	—	—	—	—	—	1	1	—	—	
314	Textile product mills	495	2 663	14 325	29	16	8	1	2	1	1	—	—	—	
3141	Textile furnishings mills	143	654	2 998	14	9	4	—	—	—	1	—	—	—	
31412	Curtain & linen mills	143	654	2 998	14	9	4	—	—	—	1	—	—	—	
3149	Other textile product mills	352	2 009	11 327	15	7	4	1	2	—	—	—	—	—	
31499	All other textile product mills	(E)	(D)	(D)	6	2	3	—	—	—	1	—	—	—	
315	Apparel manufacturing	661	4 114	25 059	27	18	3	1	3	—	—	1	1	—	
3159	Apparel accessories & other apparel mfg	528	2 794	12 387	12	9	1	—	—	—	—	1	1	—	
31599	Apparel accessories & other apparel mfg	528	2 794	12 387	12	9	1	—	—	—	—	1	1	—	
316	Leather & allied product mfg	(E)	(D)	(D)	3	—	—	—	1	1	—	—	—	—	
3169	Other leather & allied product mfg	(C)	(D)	(D)	1	—	—	—	—	—	—	—	—	—	
31699	Other leather & allied product mfg	(C)	(D)	(D)	1	—	—	—	—	—	—	—	—	—	
321	Wood product mfg	301	2 810	12 515	24	11	2	7	2	2	—	—	—	—	
3219	Other wood product mfg	(C)	(D)	(D)	20	8	2	7	2	1	—	—	—	—	
32191	Millwork	131	1 477	6 284	12	6	1	4	—	—	—	—	—	—	
322	Paper mfg	703	5 391	25 527	13	1	1	2	3	4	2	—	—	—	
3222	Converted paper product mfg	703	5 391	25 527	13	1	1	2	3	4	2	—	—	—	
32221	Paperboard container mfg	543	4 353	20 258	8	—	—	—	1	3	2	—	—	—	
323	Printing & related support activities	2 870	26 938	121 664	200	75	50	36	25	12	1	1	—	—	
3231	Printing & related support activities	2 870	26 938	121 664	200	75	50	36	25	12	1	1	—	—	
32311	Printing	2 453	22 366	98 872	172	65	42	33	21	9	1	1	—	—	
323110	Commercial lithographic printing	1 852	17 828	77 143	92	21	24	20	18	7	1	1	—	—	
323112	Commercial flexographic printing	177	1 463	6 972	8	2	3	—	1	2	—	—	—	—	
323114	Quick printing	221	1 501	7 369	39	27	4	7	1	—	—	—	—	—	
32312	Printing support activities	417	4 572	22 792	28	10	8	3	4	3	—	—	—	—	
323122	Prepress services	360	4 115	21 034	23	9	5	3	3	3	—	—	—	—	
324	Petroleum & coal products mfg	177	1 547	7 832	12	7	1	1	2	1	—	—	—	—	
3241	Petroleum & coal products mfg	177	1 547	7 832	12	7	1	1	2	1	—	—	—	—	
32419	Other petroleum & coal products mfg	(C)	(D)	(D)	3	1	—	—	1	1	—	—	—	—	
325	Chemical mfg	3 777	80 813	350 543	52	14	7	11	10	3	4	1	—	2	
3251	Basic chemical mfg	(E)	(D)	(D)	10	1	—	—	2	6	—	1	—	—	
32518	Other basic inorganic chemical mfg	(C)	(D)	(D)	1	—	—	—	—	—	—	—	—	—	
32519	Other basic organic chemical mfg	(C)	(D)	(D)	7	—	—	—	2	5	—	—	—	—	
3254	Pharmaceutical & medicine mfg	(G)	(D)	(D)	7	2	2	—	1	—	—	—	—	1	
32541	Pharmaceutical & medicine mfg	(G)	(D)	(D)	7	2	2	—	1	—	—	—	—	1	
3256	Soap, cleaners & toilet preparation mfg	1 692	27 867	127 611	15	4	1	5	1	2	—	—	—	1	
32562	Toilet preparation mfg	(G)	(D)	(D)	8	1	1	1	1	2	—	—	—	1	
3259	Other chemical product & preparation mfg	(E)	(D)	(D)	13	4	3	3	1	—	—	—	—	—	
32591	Printing ink mfg	(C)	(D)	(D)	1	—	—	—	—	—	—	—	—	—	
32599	All other chemical product & preparation mfg	(E)	(D)	(D)	12	4	3	3	1	—	—	—	—	—	
325991	Custom compounding of purchased resin	213	2 806	11 277	4	1	—	—	1	—	—	—	—	—	
326	Plastics & rubber products mfg	2 222	19 957	90 736	47	9	6	10	12	3	6	1	—	—	
3261	Plastics product mfg	1 944	17 933	80 108	41	8	6	10	9	1	6	1	—	—	
32611	Unsupported plastics film, sheet, & bag mfg	407	5 152	20 311	4	—	—	—	—	—	—	—	—	—	
326113	Unsupported plastics film and sheet (except packaging) mfg	407	5 152	20 311	4	—	—	—	—	—	—	—	—	—	
32619	Other plastics product mfg	1 508	12 653	59 155	32	6	3	8	9	1	4	1	—	—	
326199	All other plastics product mfg	1 508	12 653	59 155	32	6	3	8	9	1	4	1	—	—	
3262	Rubber product mfg	278	2 024	10 628	6	1	—	—	3	2	—	—	—	—	
32629	Other rubber product mfg	278	2 024	10 628	6	1	—	—	3	2	—	—	—	—	
327	Nonmetallic mineral product mfg	374	3 251	16 476	31	12	4	10	4	1	—	—	—	—	
3273	Cement & concrete product mfg	257	2 354	12 712	19	5	2	9	3	—	—	—	—	—	
32732	Ready-mix concrete mfg	112	996	6 131	6	—	—	3	2	—	—	—	—	—	
327320	Ready-mix concrete mfg	112	996	6 131	6	—	—	3	2	—	—	—	—	—	
32739	Other concrete product mfg	104	870	3 749	8	3	—	4	1	—	—	—	—	—	
327390	Other concrete product mfg	104	870	3 749	8	3	—	4	1	—	—	—	—	—	
331	Primary metal mfg	678	7 072	30 759	20	6	3	2	5	2	1	1	—	—	
3313	Alumina & aluminum production & processing	(C)	(D)	(D)	3	—	—	—	1	1	—	—	—	—	
33131	Alumina & aluminum production & processing	(C)	(D)	(D)	3	—	—	—	1	1	—	—	—	—	
3314	Nonferrous (exc alum) production & processing	(E)	(D)	(D)	10	2	1	2	3	—	—	—	—	—	
33149	Other nonferrous roll, draw, extruding, alloying	(E)	(D)	(D)	8	1	1	1	3	—	—	—	—	—	

Note: Employment-size classes are indicated as follows: A—0 to 19; B—20 to 99; C—100 to 249; E—250 to 499; F—500 to 999; G—1,000 to 2,499; H—2,500 to 4,999; I—5,000 to 9,999; J—10,000 to 24,999; K—25,000 to 49,999; L—50,000 to 99,999; M—100,000 or more.

**Table 6. Counties—Employees, Payroll, and Establishments by Industry: 1999—Con.**

[Excludes most government employees, railroad employees, and self-employed persons. Size class 1 to 4 includes establishments with payroll, but no employees, during mid-March pay period. (D) denotes figures withheld to avoid disclosing data for individual companies; the data are included in broader industry totals. Detailed industries with 100 or more employees are shown if industry was not a (D). For explanation of terms, abbreviations, and data reliability/comparability, see introductory text]

NAICS code	Industry	Number of employees for week including March 12	Payroll (\$1,000)		Total number of establishments	Number of establishments by employment-size class									
			First quarter	Annual		1 to 4	5 to 9	10 to 19	20 to 49	50 to 99	100 to 249	250 to 499	500 to 999	1,000 or more	
<b>FAIRFIELD—Con.</b>															
<b>31-33 Manufacturing—Con.</b>															
332	Fabricated metal product mfg . . . . .	5 766	51 429	223 463	222	68	41	46	38	20	6	2	1	—	
3321	Forging & stamping . . . . .	538	4 491	20 102	14	1	—	5	4	3	1	—	—	—	
33211	Forging & stamping . . . . .	538	4 491	20 102	14	1	—	5	4	3	1	—	—	—	
3322	Cutlery & handtool mfg . . . . .	385	2 663	12 655	6	—	—	2	—	2	2	—	—	—	
33221	Cutlery & handtool mfg . . . . .	385	2 663	12 655	6	—	—	2	—	2	2	—	—	—	
3323	Architectural & structural metals mfg . . . . .	665	5 244	25 613	40	14	8	11	3	3	1	—	—	—	
33231	Plate work & fabricated structural prod mfg . . . . .	245	1 512	7 009	12	3	3	3	2	—	1	—	—	—	
332313	Plate work mfg . . . . .	148	735	3 769	4	—	1	1	—	—	1	—	—	—	
33232	Ornamental & architectural metal prod mfg . . . . .	420	3 732	18 604	28	11	5	8	1	3	—	—	—	—	
332322	Sheet metal work mfg . . . . .	268	2 299	11 049	16	4	3	7	—	2	—	—	—	—	
3325	Hardware mfg . . . . .	200	1 375	5 516	6	1	1	—	2	2	—	—	—	—	
33251	Hardware mfg . . . . .	200	1 375	5 516	6	1	1	—	2	2	—	—	—	—	
332510	Hardware mfg . . . . .	200	1 375	5 516	6	1	1	—	2	2	—	—	—	—	
3327	Mach shops, turn prod, screw, nut, bolt mfg . . . . .	1 491	14 025	61 711	93	41	22	14	13	1	1	1	—	—	
33271	Machine shops . . . . .	614	5 575	26 733	75	37	18	10	10	—	—	—	—	—	
332710	Machine shops . . . . .	614	5 575	26 733	75	37	18	10	10	—	—	—	—	—	
33272	Turned product & screw, nut & bolt mfg . . . . .	877	8 450	34 978	18	4	4	3	1	1	1	—	—	—	
3328	Coating, engrave, heat treating & oth activity . . . . .	719	5 719	25 763	33	4	8	8	10	3	—	—	—	—	
33281	Coating, engrave, heat treating & oth activity . . . . .	719	5 719	25 763	33	4	8	8	10	3	—	—	—	—	
3329	Other fabricated metal product mfg . . . . .	1 669	17 098	68 704	25	7	2	2	5	6	1	1	1	—	
33299	All other fabricated metal product mfg . . . . .	(G)	(D)	(D)	23	6	2	2	5	5	1	1	1	—	
332991	Ball & roller bearing mfg . . . . .	728	9 254	34 828	3	—	—	—	—	1	1	1	—	—	
332999	All other misc fabricated metal product mfg . . . . .	844	7 226	30 783	17	5	1	2	4	4	—	1	—	—	
333	Machinery mfg . . . . .	7 882	96 541	362 783	121	36	24	24	17	9	8	1	—	2	
3332	Industrial machinery mfg . . . . .	1 556	22 171	93 981	13	4	1	—	3	2	2	—	—	1	
33329	Other industrial machinery mfg . . . . .	(G)	(D)	(D)	12	3	1	—	3	2	2	—	—	1	
333298	All other industrial machinery mfg . . . . .	199	2 329	10 149	7	3	1	—	1	2	—	—	—	—	
3333	Commercial & service industry machinery mfg . . . . .	4 220	51 081	169 200	20	6	1	5	3	3	1	—	—	1	
33331	Commercial & service industry machinery mfg . . . . .	4 220	51 081	169 200	20	6	1	5	3	3	1	—	—	1	
333314	Optical instrument & lens mfg . . . . .	128	1 412	6 017	7	3	1	1	1	—	—	—	—	—	
3335	Metalworking machinery mfg . . . . .	1 454	16 649	69 970	50	15	11	12	5	2	4	1	—	—	
33351	Metalworking machinery mfg . . . . .	1 454	16 649	69 970	50	15	11	12	5	2	4	1	—	—	
333512	Machine tool (metal cutting types) mfg . . . . .	589	6 886	27 944	6	—	1	2	—	1	1	1	—	—	
333514	Special die, tool, die set, jig & fixture mfg . . . . .	345	3 653	14 205	21	8	6	3	2	1	1	—	—	—	
333518	Other metalworking machinery mfg . . . . .	256	3 273	16 415	9	3	1	3	1	—	1	—	—	—	
3336	Engine, turbine & power transmsn equip mfg . . . . .	135	1 650	6 906	5	1	—	2	1	1	—	—	—	—	
33361	Engine, turbine & power transmsn equip mfg . . . . .	135	1 650	6 906	5	1	—	2	1	1	—	—	—	—	
3339	Other general purpose machinery mfg . . . . .	457	4 147	19 650	29	9	9	5	4	1	1	—	—	—	
33391	Pump & compressor mfg . . . . .	(C)	(D)	(D)	9	2	4	2	1	—	—	—	—	—	
33399	All other general purpose machinery mfg . . . . .	321	2 899	12 873	16	5	4	2	3	1	1	—	—	—	
334	Computer & electronic product mfg . . . . .	7 948	105 185	472 582	112	29	16	19	17	12	9	6	4	—	
3342	Communications equipment mfg . . . . .	743	12 229	40 035	16	3	3	3	5	1	—	1	—	—	
33421	Telephone apparatus mfg . . . . .	143	2 150	10 158	7	1	3	1	1	1	—	—	—	—	
334210	Telephone apparatus mfg . . . . .	143	2 150	10 158	7	1	3	1	1	1	—	—	—	—	
33422	Radio, TV broadcast & wireless comm equip mfg . . . . .	600	10 079	29 877	9	2	—	2	4	—	—	1	—	—	
334220	Radio, TV broadcast & wireless comm equip mfg . . . . .	600	10 079	29 877	9	2	—	2	4	—	—	1	—	—	
3344	Semiconductor & oth electronic component mfg . . . . .	2 192	26 981	101 219	35	6	6	8	5	3	4	3	—	—	
33441	Semiconductor & oth electronic component mfg . . . . .	2 192	26 981	101 219	35	6	6	8	5	3	4	3	—	—	
334413	Semiconductor & related device mfg . . . . .	648	9 713	40 759	8	1	2	1	—	—	3	1	—	—	
334417	Electronic connector mfg . . . . .	317	3 070	12 585	5	—	2	1	1	—	—	1	—	—	
334418	Printed circuit assembly (electronic assembly) mfg . . . . .	142	1 048	4 859	4	—	1	1	1	1	—	—	—	—	
334419	Other electronic component mfg . . . . .	875	11 387	35 050	7	2	—	1	1	1	1	1	—	—	
3345	Nav, measuring, medical, control instruments mfg . . . . .	4 831	64 201	324 297	49	13	5	7	6	8	4	2	4	—	
33451	Nav, measuring, medical, control instruments mfg . . . . .	4 831	64 201	324 297	49	13	5	7	6	8	4	2	4	—	
334511	Search, detection & navigation instrument mfg . . . . .	1 531	24 798	99 282	7	2	1	1	—	1	—	—	2	—	
334513	Industrial process control mfg . . . . .	1 707	19 274	83 669	16	4	1	2	3	3	1	—	2	—	
334516	Analytical laboratory instrument mfg . . . . .	293	5 786	76 493	7	2	1	1	—	2	1	—	—	—	
334519	Other measuring & controlling device mfg . . . . .	630	5 899	30 638	8	2	—	1	3	—	1	1	—	—	
3346	Mfg & reproducing magnetic & optical media . . . . .	(C)	(D)	(D)	3	2	—	—	—	—	1	—	—	—	
33461	Mfg & reproducing magnetic & optical media . . . . .	(C)	(D)	(D)	3	2	—	—	—	—	1	—	—	—	
335	Electrical equip, appliance & component mfg . . . . .	3 240	29 984	124 044	56	14	6	6	16	6	3	5	—	—	
3353	Electrical equipment mfg . . . . .	1 328	12 989	50 590	23	5	4	3	5	3	1	2	—	—	
33531	Electrical equipment mfg . . . . .	1 328	12 989	50 590	23	5	4	3	5	3	1	2	—	—	
335312	Motor & generator mfg . . . . .	604	5 802	22 813	7	2	1	—	2	1	—	1	—	—	
335314	Relay & industrial control mfg . . . . .	433	4 229	15 922	10	2	2	1	3	1	—	1	—	—	
3359	Other electrical equipment & component mfg . . . . .	1 814	15 984	68 424	26	7	1	2	8	3	2	3	—	—	
33593	Wiring device mfg . . . . .	(F)	(D)	(D)	7	2	1	—	2	—	1	1	—	—	
33599	All oth electrical equipment & component mfg . . . . .	1 181	10 760	45 890	16	4	—	2	4	3	1	2	—	—	
335999	All oth misc electrical equip & component mfg . . . . .	1 181	10 760	45 890	16	4	—	2	4	3	1	2	—	—	

Note: Employment-size classes are indicated as follows: A—0 to 19; B—20 to 99; C—100 to 249; E—250 to 499; F—500 to 999; G—1,000 to 2,499; H—2,500 to 4,999; I—5,000 to 9,999; J—10,000 to 24,999; K—25,000 to 49,999; L—50,000 to 99,999; M—100,000 or more.



**Table 6. Counties—Employees, Payroll, and Establishments by Industry: 1999—Con.**

[Excludes most government employees, railroad employees, and self-employed persons. Size class 1 to 4 includes establishments with payroll, but no employees, during mid-March pay period. (D) denotes figures withheld to avoid disclosing data for individual companies; the data are included in broader industry totals. Detailed industries with 100 or more employees are shown if industry was not a (D). For explanation of terms, abbreviations, and data reliability/comparability, see introductory text]

NAICS code	Industry	Number of employees for week including March 12	Payroll (\$1,000)		Total number of establishments	Number of establishments by employment-size class									
			First quarter	Annual		1 to 4	5 to 9	10 to 19	20 to 49	50 to 99	100 to 249	250 to 499	500 to 999	1,000 or more	
<b>FAIRFIELD—Con.</b>															
<b>31-33 Manufacturing—Con.</b>															
336	Transportation equipment mfg . . . . .	8 230	136 166	502 645	29	6	5	4	5	2	3	1	2	1	
3363	Motor vehicle parts mfg . . . . .	(F)	(D)	(D)	10	2	1	2	3	—	1	1	—	—	
33632	MV electrical & electronic equipment mfg . . . . .	(F)	(D)	(D)	5	1	1	—	2	—	—	1	—	—	
33637	Motor vehicle metal stamping . . . . .	(C)	(D)	(D)	2	—	—	1	—	—	1	—	—	—	
3364	Aerospace product & parts mfg . . . . .	(I)	(D)	(D)	11	1	1	1	2	1	2	—	2	1	
33641	Aerospace product & parts mfg . . . . .	(I)	(D)	(D)	11	1	1	1	2	1	2	—	2	1	
337	Furniture & related product mfg . . . . .	598	4 513	21 645	64	33	11	14	4	2	—	—	—	—	
3371	HH & institutional furniture & kitchen cabinet mfg . . . . .	334	2 555	12 404	47	29	7	7	3	1	—	—	—	—	
33711	Wood kitchen cabinet & countertop mfg . . . . .	213	1 705	8 244	28	16	5	5	1	1	—	—	—	—	
337110	Wood kitchen cabinet & countertop mfg . . . . .	213	1 705	8 244	28	16	5	5	1	1	—	—	—	—	
33712	Household & institutional furniture mfg . . . . .	121	850	4 160	19	13	2	2	2	—	—	—	—	—	
3372	Office furniture (including fixtures) mfg . . . . .	143	1 077	4 727	14	4	4	5	1	—	—	—	—	—	
33721	Office furniture (including fixtures) mfg . . . . .	143	1 077	4 727	14	4	4	5	1	—	—	—	—	—	
3379	Other furniture related product mfg . . . . .	121	881	4 514	3	—	—	2	—	1	—	—	—	—	
33792	Blind & shade mfg . . . . .	121	881	4 514	3	—	—	2	—	1	—	—	—	—	
337920	Blind & shade mfg . . . . .	121	881	4 514	3	—	—	2	—	1	—	—	—	—	
339	Miscellaneous mfg . . . . .	3 012	35 648	152 890	111	57	22	13	7	4	4	3	1	—	
3391	Medical equipment & supplies mfg . . . . .	1 913	26 956	109 787	53	24	11	6	4	4	1	2	1	—	
33911	Medical equipment & supplies mfg . . . . .	1 913	26 956	109 787	53	24	11	6	4	4	1	2	1	—	
339112	Surgical & medical instrument mfg . . . . .	1 095	14 861	61 653	12	2	5	1	1	—	1	1	1	—	
339113	Surgical appliance & supplies mfg . . . . .	211	1 581	8 062	8	3	1	1	1	2	—	—	—	—	
3399	Other miscellaneous mfg . . . . .	1 099	8 692	43 103	58	33	11	7	3	—	3	1	—	—	
33991	Jewelry & silverware mfg . . . . .	222	1 523	7 708	12	8	2	1	—	—	1	—	—	—	
33995	Sign mfg . . . . .	767	6 383	31 677	26	13	5	3	2	—	2	1	—	—	
339950	Sign mfg . . . . .	767	6 383	31 677	26	13	5	3	2	—	2	1	—	—	
<b>42</b>	<b>Wholesale trade . . . . .</b>	<b>27 380</b>	<b>441 620</b>	<b>1 956 717</b>	<b>1 743</b>	<b>1 002</b>	<b>301</b>	<b>207</b>	<b>136</b>	<b>54</b>	<b>34</b>	<b>4</b>	<b>2</b>	<b>3</b>	
421	Wholesale trade, durable goods . . . . .	14 160	225 467	1 017 374	1 025	598	183	111	77	39	14	1	1	1	
4211	Motor vehicle, motor vehicle pt & supply whsle . . . . .	271	2 261	10 182	56	32	17	5	2	—	—	—	—	—	
42112	Motor vehicle supplies & new parts whsle . . . . .	187	1 543	6 922	33	17	11	3	2	—	—	—	—	—	
421120	Motor vehicle supplies & new parts whsle . . . . .	187	1 543	6 922	33	17	11	3	2	—	—	—	—	—	
4212	Furniture & home furnishing whsle . . . . .	503	5 641	27 160	76	46	11	14	5	—	—	—	—	—	
42121	Furniture whsle . . . . .	213	2 381	13 083	35	22	6	6	1	—	—	—	—	—	
421210	Furniture whsle . . . . .	213	2 381	13 083	35	22	6	6	1	—	—	—	—	—	
42122	Home furnishing whsle . . . . .	290	3 260	14 077	41	24	5	8	4	—	—	—	—	—	
421220	Home furnishing whsle . . . . .	290	3 260	14 077	41	24	5	8	4	—	—	—	—	—	
4213	Lumber & other construction materials whsle . . . . .	180	2 016	10 686	35	24	6	2	3	—	—	—	—	—	
4214	Professional & commercial equip & supp whsle . . . . .	5 528	111 662	524 498	210	111	36	24	21	11	5	1	—	1	
42142	Office equipment whsle . . . . .	329	4 241	18 364	27	12	7	4	2	1	1	—	—	—	
421420	Office equipment whsle . . . . .	329	4 241	18 364	27	12	7	4	2	1	1	—	—	—	
42143	Computer & peripheral equip & software whsle . . . . .	1 360	23 040	97 643	103	58	11	12	12	10	—	—	—	—	
421430	Computer & peripheral equip & software whsle . . . . .	1 360	23 040	97 643	103	58	11	12	12	10	—	—	—	—	
42144	Other commercial equipment whsle . . . . .	243	2 451	22 661	15	5	4	3	2	—	1	—	—	—	
421440	Other commercial equipment whsle . . . . .	243	2 451	22 661	15	5	4	3	2	—	1	—	—	—	
42145	Medical, dental, hospital equip & supp whsle . . . . .	(H)	(D)	(D)	34	22	5	2	2	—	1	1	—	1	
42146	Ophthalmic goods whsle . . . . .	287	3 039	12 724	9	3	2	1	1	—	2	—	—	—	
421460	Ophthalmic goods whsle . . . . .	287	3 039	12 724	9	3	2	1	1	—	2	—	—	—	
4215	Metal & mineral (except petroleum) whsle . . . . .	681	11 660	48 558	60	36	11	6	3	2	2	—	—	—	
42151	Metal service centers & offices whsle . . . . .	632	9 546	40 114	51	31	9	4	3	2	2	—	—	—	
421510	Metal service centers & offices whsle . . . . .	632	9 546	40 114	51	31	9	4	3	2	2	—	—	—	
4216	Electrical goods whsle . . . . .	1 822	26 170	115 572	150	82	26	14	17	9	2	—	—	—	
42161	Elec equip, wiring supp, const material whsle . . . . .	395	6 221	26 629	44	27	6	6	3	2	—	—	—	—	
421610	Elec equip, wiring supp, const material whsle . . . . .	395	6 221	26 629	44	27	6	6	3	2	—	—	—	—	
42169	Other electronic parts & equipment whsle . . . . .	1 345	18 995	83 516	91	44	19	6	13	7	2	—	—	—	
421690	Other electronic parts & equipment whsle . . . . .	1 345	18 995	83 516	91	44	19	6	13	7	2	—	—	—	
4217	Hardware, plumb & heating equip & sup whsle . . . . .	482	5 113	24 434	62	37	14	7	2	2	—	—	—	—	
42171	Hardware whsle . . . . .	173	1 838	7 925	30	20	7	1	2	—	—	—	—	—	
421710	Hardware whsle . . . . .	173	1 838	7 925	30	20	7	1	2	—	—	—	—	—	
42172	Plumbing & heating equipment & supplies whsle . . . . .	(C)	(D)	(D)	14	9	2	2	—	1	—	—	—	—	
42173	Warm air heating & AC equip & supplies whsle . . . . .	201	2 137	10 921	17	7	5	4	—	1	—	—	—	—	
421730	Warm air heating & AC equip & supplies whsle . . . . .	201	2 137	10 921	17	7	5	4	—	1	—	—	—	—	
4218	Machinery, equipment & supplies whsle . . . . .	3 098	41 079	163 398	229	136	43	26	12	8	3	—	1	—	
42181	Const & mining (exc petroleum) equip whsle . . . . .	101	1 071	4 770	19	10	6	2	1	—	—	—	—	—	
421810	Const & mining (exc petroleum) equip whsle . . . . .	101	1 071	4 770	19	10	6	2	1	—	—	—	—	—	
42183	Industrial machinery & equipment whsle . . . . .	1 017	16 070	61 472	109	62	24	13	5	5	—	—	—	—	
421830	Industrial machinery & equipment whsle . . . . .	1 017	16 070	61 472	109	62	24	13	5	5	—	—	—	—	
42184	Industrial supplies whsle . . . . .	439	6 604	24 731	51	32	7	9	2	—	1	—	—	—	
421840	Industrial supplies whsle . . . . .	439	6 604	24 731	51	32	7	9	2	—	1	—	—	—	
42185	Service establishment equip & supplies whsle . . . . .	534	6 745	26 157	22	14	2	1	1	2	2	—	—	—	
421850	Service establishment equip & supplies whsle . . . . .	534	6 745	26 157	22	14	2	1	1	2	2	—	—	—	
42186	Transportation equip, supplies (exc MV) whsle . . . . .	974	10 268	44 824	21	13	3	—	3	1	—	—	1	—	
421860	Transportation equip, supplies (exc MV) whsle . . . . .	974	10 268	44 824	21	13	3	—	3	1	—	—	1	—	

Note: Employment-size classes are indicated as follows: A—0 to 19; B—20 to 99; C—100 to 249; E—250 to 499; F—500 to 999; G—1,000 to 2,499; H—2,500 to 4,999; I—5,000 to 9,999; J—10,000 to 24,999; K—25,000 to 49,999; L—50,000 to 99,999; M—100,000 or more.



**Table 6. Counties—Employees, Payroll, and Establishments by Industry: 1999—Con.**

[Excludes most government employees, railroad employees, and self-employed persons. Size class 1 to 4 includes establishments with payroll, but no employees, during mid-March pay period. (D) denotes figures withheld to avoid disclosing data for individual companies; the data are included in broader industry totals. Detailed industries with 100 or more employees are shown if industry was not a (D). For explanation of terms, abbreviations, and data reliability/comparability, see introductory text]

NAICS code	Industry	Number of employees for week including March 12	Payroll (\$1,000)		Total number of establishments	Number of establishments by employment-size class																					
			First quarter	Annual		1 to 4	5 to 9	10 to 19	20 to 49	50 to 99	100 to 249	250 to 499	500 to 999	1,000 or more													
<b>FAIRFIELD—Con.</b>																											
<b>44-45 Retail trade—Con.</b>																											
442	Furniture & home furnishings stores	2 376	14 242	65 287	332	175	91	37	27	2	—	—	—	—	—	—	—										
4421	Furniture stores	885	6 345	28 310	136	77	33	15	11	—	—	—	—	—	—	—	—										
44211	Furniture stores	885	6 345	28 310	136	77	33	15	11	—	—	—	—	—	—	—	—										
442110	Furniture stores	885	6 345	28 310	136	77	33	15	11	—	—	—	—	—	—	—	—										
4422	Home furnishings stores	1 491	7 897	36 977	196	98	58	22	16	2	—	—	—	—	—	—	—										
44221	Floor covering stores	386	3 142	14 619	69	39	22	6	2	—	—	—	—	—	—	—	—										
442210	Floor covering stores	386	3 142	14 619	69	39	22	6	2	—	—	—	—	—	—	—	—										
44229	Other home furnishings stores	1 105	4 755	22 358	127	59	36	16	14	2	—	—	—	—	—	—	—										
442299	All other home furnishings stores	1 055	4 484	21 022	112	47	35	14	14	2	—	—	—	—	—	—	—										
443	Electronics & appliance stores	1 427	9 800	46 760	153	74	42	24	7	6	—	—	—	—	—	—	—										
4431	Electronics & appliance stores	1 427	9 800	46 760	153	74	42	24	7	6	—	—	—	—	—	—	—										
44311	Appliance, TV & all other electronics stores	922	6 185	31 012	93	46	25	14	3	5	—	—	—	—	—	—	—										
443111	Household appliance stores	262	2 146	12 078	28	14	5	6	2	1	—	—	—	—	—	—	—										
443112	Radio, television & other electronics stores	660	4 039	18 934	65	32	20	8	1	4	—	—	—	—	—	—	—										
44312	Computer & software stores	386	3 063	13 423	42	21	10	6	4	1	—	—	—	—	—	—	—										
443120	Computer & software stores	386	3 063	13 423	42	21	10	6	4	1	—	—	—	—	—	—	—										
44313	Camera & photographic supplies stores	119	552	2 325	18	7	7	4	—	—	—	—	—	—	—	—	—										
443130	Camera & photographic supplies stores	119	552	2 325	18	7	7	4	—	—	—	—	—	—	—	—	—										
444	Bldg material & garden equip & supp dealers	4 736	34 262	166 873	313	112	85	61	42	6	5	2	—	—	—	—	—										
4441	Building material & supplies dealers	4 015	31 224	147 580	247	89	66	50	30	5	2	—	—	—	—	—	—										
44411	Home centers	(G)	(D)	(D)	6	1	—	—	—	—	2	—	—	—	—	—	—										
44412	Paint & wallpaper stores	(C)	(D)	(D)	35	23	8	2	2	—	—	—	—	—	—	—	—										
44413	Hardware stores	598	3 481	15 592	51	20	16	9	4	1	1	—	—	—	—	—	—										
444130	Hardware stores	598	3 481	15 592	51	20	16	9	4	1	1	—	—	—	—	—	—										
44419	Other building material dealers	2 196	20 708	98 146	155	45	41	39	24	4	2	—	—	—	—	—	—										
444190	Other building material dealers	2 196	20 708	98 146	155	45	41	39	24	4	2	—	—	—	—	—	—										
4442	Lawn & garden equip & supplies stores	721	3 038	19 293	66	23	19	11	12	1	—	—	—	—	—	—	—										
44421	Outdoor power equipment stores	113	708	3 346	20	9	9	2	—	—	—	—	—	—	—	—	—										
444210	Outdoor power equipment stores	113	708	3 346	20	9	9	2	—	—	—	—	—	—	—	—	—										
44422	Nursery & garden centers	608	2 330	15 947	46	14	10	9	12	1	—	—	—	—	—	—	—										
444220	Nursery & garden centers	608	2 330	15 947	46	14	10	9	12	1	—	—	—	—	—	—	—										
445	Food & beverage stores	12 135	57 500	247 470	599	372	90	46	28	26	27	10	—	—	—	—	—										
4451	Grocery stores	10 999	52 339	222 690	326	184	35	21	23	26	27	10	—	—	—	—	—										
44511	Grocery (except convenience) stores	10 746	51 523	218 968	259	134	23	17	22	26	27	10	—	—	—	—	—										
445110	Grocery (except convenience) stores	10 746	51 523	218 968	259	134	23	17	22	26	27	10	—	—	—	—	—										
44512	Convenience stores	253	816	3 722	67	50	12	4	1	—	—	—	—	—	—	—	—										
445120	Convenience stores	253	816	3 722	67	50	12	4	1	—	—	—	—	—	—	—	—										
4452	Specialty food stores	459	1 685	7 907	111	75	24	10	2	—	—	—	—	—	—	—	—										
44529	Other specialty food stores	269	903	4 070	63	42	11	8	2	—	—	—	—	—	—	—	—										
445291	Baked goods stores	113	461	1 966	19	12	2	4	1	—	—	—	—	—	—	—	—										
4453	Beer, wine & liquor stores	677	3 476	16 873	162	113	31	15	3	—	—	—	—	—	—	—	—										
44531	Beer, wine & liquor stores	677	3 476	16 873	162	113	31	15	3	—	—	—	—	—	—	—	—										
445310	Beer, wine & liquor stores	677	3 476	16 873	162	113	31	15	3	—	—	—	—	—	—	—	—										
446	Health & personal care stores	3 698	16 614	75 475	263	102	53	51	41	13	3	—	—	—	—	—	—										
4461	Health & personal care stores	3 698	16 614	75 475	263	102	53	51	41	13	3	—	—	—	—	—	—										
44611	Pharmacies & drug stores	2 962	12 473	55 639	114	10	15	37	36	13	3	—	—	—	—	—	—										
446110	Pharmacies & drug stores	2 962	12 473	55 639	114	10	15	37	36	13	3	—	—	—	—	—	—										
44612	Cosmetics, beauty supplies & perfume stores	194	685	2 892	36	20	11	3	2	—	—	—	—	—	—	—	—										
446120	Cosmetics, beauty supplies & perfume stores	194	685	2 892	36	20	11	3	2	—	—	—	—	—	—	—	—										
44613	Optical goods stores	294	2 061	9 208	59	39	12	6	2	—	—	—	—	—	—	—	—										
446130	Optical goods stores	294	2 061	9 208	59	39	12	6	2	—	—	—	—	—	—	—	—										
44619	Other health & personal care stores	248	1 395	7 736	54	33	15	5	1	—	—	—	—	—	—	—	—										
446191	Food (health) supplement stores	147	620	2 623	25	13	8	3	1	—	—	—	—	—	—	—	—										
446199	All other health & personal care stores	101	775	5 113	29	20	7	2	—	—	—	—	—	—	—	—	—										
447	Gasoline stations	1 764	7 966	34 852	307	148	106	46	7	—	—	—	—	—	—	—	—										
4471	Gasoline stations	1 764	7 966	34 852	307	148	106	46	7	—	—	—	—	—	—	—	—										
44711	Gasoline stations with convenience stores	730	3 001	13 718	105	41	40	19	5	—	—	—	—	—	—	—	—										
447110	Gasoline stations with convenience stores	730	3 001	13 718	105	41	40	19	5	—	—	—	—	—	—	—	—										
44719	Other gasoline stations	1 034	4 965	21 134	202	107	66	27	2	—	—	—	—	—	—	—	—										
447190	Other gasoline stations	1 034	4 965	21 134	202	107	66	27	2	—	—	—	—	—	—	—	—										
448	Clothing & clothing accessories stores	6 848	27 832	130 387	636	248	181	125	62	16	4	—	—	—	—	—	—										
4481	Clothing stores	5 452	20 330	96 211	409	140	101	91	57	16	4	—	—	—	—	—	—										
44811	Men's clothing stores	623	4 117	24 349	51	15	18	12	4	1	1	—	—	—	—	—	—										
448110	Men's clothing stores	623	4 117	24 349	51	15	18	12	4	1	1	—	—	—	—	—	—										
44812	Women's clothing stores	1 769	6 511	29 454	163	53	44	42	21	2	1	—	—	—	—	—	—										
448120	Women's clothing stores	1 769	6 511	29 454	163	53	44	42	21	2	1	—	—	—	—	—	—										
44813	Children's & infants' clothing stores	448	1 406	5 764	47	19	10	12	6	—	—	—	—	—	—	—	—										
448130	Children's & infants' clothing stores	448	1 406	5 764	47	19	10	12	6	—	—	—	—	—	—	—	—										
44814	Family clothing stores	2 183	6 320	28 817	79	17	8	17	22	13	2	—	—	—	—	—	—										
448140	Family clothing stores	2 183	6 320	28 817	79	17	8	17	22	13	2	—	—	—	—	—	—										
44815	Clothing accessories stores	113	557	1 893	17	5	10	2	—	—	—	—	—	—	—	—	—										
448150	Clothing accessories stores	113	557	1 893	17	5	10	2	—	—	—	—	—	—	—	—	—										
44819	Other clothing stores	316	1 419	5 934	52	31	11	6	4	—	—	—	—	—	—	—	—										
448190	Other clothing stores	316	1 419	5 934	52	31	11	6	4	—	—	—	—	—	—	—	—										
4482	Shoe stores	730	2 998	12 724	105	41	43	18	3																		

**Table 6. Counties—Employees, Payroll, and Establishments by Industry: 1999—Con.**

[Excludes most government employees, railroad employees, and self-employed persons. Size class 1 to 4 includes establishments with payroll, but no employees, during mid-March pay period. (D) denotes figures withheld to avoid disclosing data for individual companies; the data are included in broader industry totals. Detailed industries with 100 or more employees are shown if industry was not a (D). For explanation of terms, abbreviations, and data reliability/comparability, see introductory text]

NAICS code	Industry	Number of employees for week including March 12	Payroll (\$1,000)		Total number of establishments	Number of establishments by employment-size class																					
			First quarter	Annual		1 to 4	5 to 9	10 to 19	20 to 49	50 to 99	100 to 249	250 to 499	500 to 999	1,000 or more													
<b>FAIRFIELD—Con.</b>																											
<b>44-45 Retail trade—Con.</b>																											
451	Sporting goods, hobby, book & music stores	2 648	10 486	46 404	289	140	70	53	17	9	—	—	—	—	—	—	—										
4511	Sporting goods, hobby, musical instrument stores	1 806	7 016	32 784	210	107	45	42	12	4	—	—	—	—	—	—	—										
451110	Sporting goods stores	905	3 542	17 298	113	67	24	13	6	3	—	—	—	—	—	—	—										
451120	Hobby, toy & game stores	905	3 542	17 298	113	67	24	13	6	3	—	—	—	—	—	—	—										
451130	Hobby, toy & game stores	611	2 193	10 258	56	21	9	20	5	1	—	—	—	—	—	—	—										
451140	Sewing, needlework & piece goods stores	611	2 193	10 258	56	21	9	20	5	1	—	—	—	—	—	—	—										
4512	Sewing, needlework & piece goods stores	183	717	2 787	26	11	7	8	—	—	—	—	—	—	—	—	—										
45121	Sewing, needlework & piece goods stores	183	717	2 787	26	11	7	8	—	—	—	—	—	—	—	—	—										
45122	Musical instrument & supplies stores	107	564	2 441	15	8	5	1	—	—	—	—	—	—	—	—	—										
451220	Musical instrument & supplies stores	107	564	2 441	15	8	5	1	—	—	—	—	—	—	—	—	—										
452	Book, periodical & music stores	842	3 470	13 620	79	33	25	11	5	5	—	—	—	—	—	—	—										
4521	Book stores & news dealers	582	2 502	8 800	51	21	17	6	3	4	—	—	—	—	—	—	—										
45211	Book stores	549	2 334	7 993	40	13	14	6	3	4	—	—	—	—	—	—	—										
45212	Prerecorded tape, CD & record stores	260	968	4 820	28	12	8	5	2	1	—	—	—	—	—	—	—										
452120	Prerecorded tape, CD & record stores	260	968	4 820	28	12	8	5	2	1	—	—	—	—	—	—	—										
452	General merchandise stores	5 568	19 563	83 161	81	34	11	4	2	7	16	7	—	—	—	—	—										
4521	Department stores	4 926	16 749	70 090	27	—	—	—	—	6	14	7	—	—	—	—	—										
45211	Department stores	4 926	16 749	70 090	27	—	—	—	—	6	14	7	—	—	—	—	—										
452110	Department stores	4 926	16 749	70 090	27	—	—	—	—	6	14	7	—	—	—	—	—										
4529	Other general merchandise stores	642	2 814	13 071	54	34	11	4	2	1	2	—	—	—	—	—	—										
45291	Warehouse clubs & superstores	(E)	(D)	(D)	3	1	—	—	—	—	2	—	—	—	—	—	—										
45299	All other general merchandise stores	(E)	(D)	(D)	51	33	11	4	2	1	—	—	—	—	—	—	—										
453	Miscellaneous store retailers	3 567	14 917	71 598	494	276	103	69	42	4	—	—	—	—	—	—	—										
4531	Florists	511	2 163	9 200	87	51	22	8	6	—	—	—	—	—	—	—	—										
45311	Florists	511	2 163	9 200	87	51	22	8	6	—	—	—	—	—	—	—	—										
453110	Florists	511	2 163	9 200	87	51	22	8	6	—	—	—	—	—	—	—	—										
4532	Office supplies, stationery & gift stores	1 544	5 800	24 823	162	78	29	29	24	2	—	—	—	—	—	—	—										
45321	Office supplies & stationery stores	633	3 166	13 433	38	15	3	7	11	2	—	—	—	—	—	—	—										
453210	Office supplies & stationery stores	633	3 166	13 433	38	15	3	7	11	2	—	—	—	—	—	—	—										
45322	Gift, novelty & souvenir stores	911	2 634	11 390	124	63	26	22	13	—	—	—	—	—	—	—	—										
453220	Gift, novelty & souvenir stores	911	2 634	11 390	124	63	26	22	13	—	—	—	—	—	—	—	—										
4533	Used merchandise stores	422	1 897	10 170	77	45	14	15	3	—	—	—	—	—	—	—	—										
45331	Used merchandise stores	422	1 897	10 170	77	45	14	15	3	—	—	—	—	—	—	—	—										
453310	Used merchandise stores	422	1 897	10 170	77	45	14	15	3	—	—	—	—	—	—	—	—										
4539	Other miscellaneous store retailers	1 090	5 057	27 405	168	102	38	17	9	2	—	—	—	—	—	—	—										
45391	Pet & pet supplies stores	294	892	3 960	38	20	6	8	4	—	—	—	—	—	—	—	—										
453910	Pet & pet supplies stores	294	892	3 960	38	20	6	8	4	—	—	—	—	—	—	—	—										
45399	All other miscellaneous store retailers	660	3 152	19 133	108	66	27	9	5	1	—	—	—	—	—	—	—										
453998	All other misc store retailers (exc tobacco)	642	3 077	18 832	97	55	27	9	5	1	—	—	—	—	—	—	—										
454	Nonstore retailers	5 171	61 417	245 587	225	111	46	23	23	11	7	3	1	—	—	—	—										
4541	Electronic shopping & mail-order houses	1 842	27 591	111 343	77	41	17	5	6	3	3	2	—	—	—	—	—										
45411	Electronic shopping & mail-order houses	1 842	27 591	111 343	77	41	17	5	6	3	3	2	—	—	—	—	—										
454110	Electronic shopping & mail-order houses	1 842	27 591	111 343	77	41	17	5	6	3	3	2	—	—	—	—	—										
4543	Direct selling establishments	3 280	33 528	133 045	134	58	29	16	17	8	4	1	1	—	—	—	—										
45431	Fuel dealers	1 419	17 135	69 623	77	28	17	10	15	5	2	—	—	—	—	—	—										
454311	Heating oil dealers	1 249	15 114	60 443	66	24	15	9	11	5	2	—	—	—	—	—	—										
454312	Liquified petroleum gas (bottled gas) dealers	170	2 021	9 180	11	4	2	1	4	—	—	—	—	—	—	—	—										
45439	Other direct selling establishments	1 861	16 393	63 422	57	30	12	6	2	3	2	1	1	—	—	—	—										
454390	Other direct selling establishments	1 861	16 393	63 422	57	30	12	6	2	3	2	1	1	—	—	—	—										
<b>48-49</b>	<b>Transportation &amp; warehousing</b>	<b>8 335</b>	<b>72 235</b>	<b>316 747</b>	<b>459</b>	<b>222</b>	<b>79</b>	<b>60</b>	<b>56</b>	<b>25</b>	<b>16</b>	<b>—</b>	<b>1</b>	<b>—</b>	<b>—</b>	<b>—</b>	<b>—</b>										
481	Air transportation	143	2 555	8 828	13	7	2	1	2	1	—	—	—	—	—	—	—										
4812	Nonscheduled air transportation	124	2 453	8 015	10	5	2	—	2	1	—	—	—	—	—	—	—										
48121	Nonscheduled air transportation	124	2 453	8 015	10	5	2	—	2	1	—	—	—	—	—	—	—										
483	Water transportation	1 136	12 492	58 572	25	14	5	1	1	2	1	—	1	—	—	—	—										
4831	Deep sea, coastal & Great Lakes water trans.	1 126	12 360	57 751	19	9	4	1	1	2	1	—	1	—	—	—	—										
48311	Deep sea, coastal & Great Lakes water trans.	1 126	12 360	57 751	19	9	4	1	1	2	1	—	1	—	—	—	—										
484	Truck transportation	1 716	12 505	58 210	123	68	21	15	12	3	4	—	—	—	—	—	—										
4841	General freight trucking	921	6 784	30 788	40	19	6	5	5	2	3	—	—	—	—	—	—										
48411	General freight trucking, local	136	495	2 891	22	14	3	3	2	—	—	—	—	—	—	—	—										
484110	General freight trucking, local	136	495	2 891	22	14	3	3	2	—	—	—	—	—	—	—	—										
48412	General freight trucking, long-distance	785	6 289	27 897	18	5	3	2	3	2	3	—	—	—	—	—	—										
484121	General freight trucking, long-distance, TL	147	1 416	6 761	9	4	1	1	2	1	—	—	—	—	—	—	—										
484122	General freight trucking, long-distance, LTL	638	4 873	21 136	9	1	2	1	1	1	3	—	—	—	—	—	—										
4842	Specialized freight trucking	795	5 721	27 422	83	49	15	10	7	1	1	—	—	—	—	—	—										
48421	Used household & office goods moving	635	4 520	21 643	36	15	4	8	7	1	1	—	—	—	—	—	—										
484210	Used household & office goods moving	635	4 520	21 643	36	15	4	8	7	1	1	—	—	—	—	—	—										
48422	Specialized freight (exc used) trucking, local	140	1 055	4 959	43	33	8	2	—	—	—	—	—	—	—	—	—										
484220	Specialized freight (exc used) trucking, local	140	1 055	4 959	43	33	8	2	—	—	—	—	—	—	—	—	—										
485	Transit & ground passenger transportation	3 067	15 671	66 993	120	41	14	19	27	13	6	—	—	—	—	—	—										
4851	Urban transit systems	(C)	(D)	(D)	2	—	1	—	—	—	1	—	—	—	—	—	—										
48511	Urban transit systems	(C)	(D)	(D)	2	—	1	—	—	—	1	—	—	—	—	—	—										
4853	Taxi & limousine service	1 124	7 479	34 154	81	33	12	15	18	2	1	—	—	—	—	—	—										
48532	Limousine service	1 036	7 112	32 709	68	26	8	14	17	2	1	—	—	—	—	—	—										
485320	Limousine service	1 036	7 112	32 709	68	26	8	14	17	2	1	—	—	—	—	—	—										
4854	School & employee bus transportation	1 612	6 212	24 119	24	—	—	2	8	10	4																

**Table 6. Counties—Employees, Payroll, and Establishments by Industry: 1999—Con.**

[Excludes most government employees, railroad employees, and self-employed persons. Size class 1 to 4 includes establishments with payroll, but no employees, during mid-March pay period. (D) denotes figures withheld to avoid disclosing data for individual companies; the data are included in broader industry totals. Detailed industries with 100 or more employees are shown if industry was not a (D). For explanation of terms, abbreviations, and data reliability/comparability, see introductory text]

NAICS code	Industry	Number of employees for week including March 12	Payroll (\$1,000)		Total number of establishments	Number of establishments by employment-size class									
			First quarter	Annual		1 to 4	5 to 9	10 to 19	20 to 49	50 to 99	100 to 249	250 to 499	500 to 999	1,000 or more	
<b>FAIRFIELD—Con.</b>															
<b>48-49 Transportation &amp; warehousing—Con.</b>															
485	Transit & ground passenger transportation—Con.				13	8	1	2	1	1	—	—	—	—	
4859	Oth transit & ground passenger transportation	(C)	(D)	(D)	13	8	1	2	1	1	—	—	—	—	
48599	Oth transit & ground passenger transportation	(C)	(D)	(D)	13	8	1	2	1	1	—	—	—	—	
486	Pipeline transportation	(C)	(D)	(D)	3	1	1	—	—	1	—	—	—	—	
4862	Pipeline transportation of natural gas	(C)	(D)	(D)	3	1	1	—	—	1	—	—	—	—	
48621	Pipeline transportation of natural gas	(C)	(D)	(D)	3	1	1	—	—	1	—	—	—	—	
488	Transportation support activities	1 013	17 408	76 447	122	62	28	20	9	3	—	—	—	—	
4885	Freight transportation arrangement	702	14 715	59 634	75	33	19	15	6	2	—	—	—	—	
48851	Freight transportation arrangement	702	14 715	59 634	75	33	19	15	6	2	—	—	—	—	
488510	Freight transportation arrangement	702	14 715	59 634	75	33	19	15	6	2	—	—	—	—	
492	Couriers & messengers	1 003	8 236	35 940	37	19	5	3	4	1	5	—	—	—	
4921	Couriers	884	7 243	31 475	20	9	2	1	2	1	5	—	—	—	
49211	Couriers	884	7 243	31 475	20	9	2	1	2	1	5	—	—	—	
492110	Couriers	884	7 243	31 475	20	9	2	1	2	1	5	—	—	—	
4922	Local messengers & local delivery	119	993	4 465	17	10	3	2	2	—	—	—	—	—	
49221	Local messengers & local delivery	119	993	4 465	17	10	3	2	2	—	—	—	—	—	
492210	Local messengers & local delivery	119	993	4 465	17	10	3	2	2	—	—	—	—	—	
493	Warehousing & storage	(C)	(D)	(D)	15	9	3	1	1	1	—	—	—	—	
4931	Warehousing & storage	(C)	(D)	(D)	15	9	3	1	1	1	—	—	—	—	
49311	General warehousing & storage	(C)	(D)	(D)	10	5	3	—	1	1	—	—	—	—	
<b>51</b>	<b>Information</b>	<b>14 836</b>	<b>233 004</b>	<b>1 038 505</b>	<b>651</b>	<b>347</b>	<b>87</b>	<b>68</b>	<b>76</b>	<b>37</b>	<b>25</b>	<b>10</b>	<b>1</b>	<b>—</b>	
511	Publishing industries	7 444	114 500	484 251	240	118	38	22	23	20	13	5	1	—	
5111	Newspaper, periodical, book, database publishers	5 244	69 442	281 140	164	77	26	15	19	11	11	5	—	—	
51111	Newspaper publishers	1 838	15 237	68 004	32	15	3	3	3	3	2	3	—	—	
511110	Newspaper publishers	1 838	15 237	68 004	32	15	3	3	3	3	2	3	—	—	
51112	Periodical publishers	2 322	40 515	155 937	69	24	13	7	12	6	5	2	—	—	
511120	Periodical publishers	2 322	40 515	155 937	69	24	13	7	12	6	5	2	—	—	
51113	Book publishers	592	7 276	27 951	31	21	4	2	—	1	3	—	—	—	
511130	Book publishers	592	7 276	27 951	31	21	4	2	—	1	3	—	—	—	
51114	Database and directory publishers	149	3 015	13 013	10	7	—	1	1	1	—	—	—	—	
511140	Database and directory publishers	149	3 015	13 013	10	7	—	1	1	1	—	—	—	—	
51119	Other publishers	343	3 399	16 235	22	10	6	2	3	—	1	—	—	—	
511199	All other publishers	343	3 399	16 235	22	10	6	2	3	—	1	—	—	—	
5112	Software publishers	2 200	45 058	203 111	76	41	12	7	4	9	2	—	1	—	
51121	Software publishers	2 200	45 058	203 111	76	41	12	7	4	9	2	—	1	—	
511210	Software publishers	2 200	45 058	203 111	76	41	12	7	4	9	2	—	1	—	
512	Motion picture & sound recording industries	664	4 502	22 723	124	89	16	10	8	1	—	—	—	—	
5121	Motion picture & video industries	605	3 901	19 325	106	77	11	9	8	1	—	—	—	—	
51211	Motion picture & video production	156	1 802	10 666	66	60	3	2	1	—	—	—	—	—	
512110	Motion picture & video production	156	1 802	10 666	66	60	3	2	1	—	—	—	—	—	
51213	Motion picture & video exhibition	384	988	4 287	23	4	6	5	7	1	—	—	—	—	
512131	Motion picture theaters (except drive-ins)	384	988	4 287	23	4	6	5	7	1	—	—	—	—	
513	Broadcasting & telecommunications	4 842	80 564	281 795	164	70	22	21	28	8	11	4	—	—	
5131	Radio & television broadcasting	(E)	(D)	(D)	18	4	4	2	5	3	—	—	—	—	
51311	Radio broadcasting	(E)	(D)	(D)	12	2	3	1	4	2	—	—	—	—	
51312	Television broadcasting	(C)	(D)	(D)	6	2	1	1	1	1	—	—	—	—	
5132	Cable networks & program distribution	(G)	(D)	(D)	31	16	1	2	5	—	5	2	—	—	
51321	Cable networks	(E)	(D)	(D)	10	5	—	1	2	—	2	—	—	—	
51322	Cable & other program distribution	1 266	24 243	78 724	21	11	1	1	3	—	3	2	—	—	
513220	Cable & other program distribution	1 266	24 243	78 724	21	11	1	1	3	—	3	2	—	—	
5133	Telecommunications	2 744	46 509	159 509	115	50	17	17	18	5	6	2	—	—	
51331	Wired telecommunications carriers	(G)	(D)	(D)	62	22	10	10	9	4	5	2	—	—	
51332	Wireless telecom carriers (exc satellite)	(E)	(D)	(D)	29	11	5	5	7	1	—	—	—	—	
513322	Cellular & other wireless telecommunications	342	3 069	16 090	20	5	4	3	7	1	—	—	—	—	
51334	Satellite telecommunications	(C)	(D)	(D)	5	3	—	—	1	—	1	—	—	—	
514	Information & data processing services	1 886	33 438	249 736	123	70	11	15	17	8	1	1	—	—	
5141	Information services	1 060	12 012	180 498	70	38	7	6	14	4	1	—	—	—	
51412	Libraries & archives	(E)	(D)	(D)	18	5	2	2	6	3	—	—	—	—	
51419	Other information services	599	9 653	169 914	51	33	4	4	8	1	1	—	—	—	
5142	Data processing services	826	21 426	69 238	53	32	4	9	3	4	—	1	—	—	
51421	Data processing services	826	21 426	69 238	53	32	4	9	3	4	—	1	—	—	
514210	Data processing services	826	21 426	69 238	53	32	4	9	3	4	—	1	—	—	
<b>52</b>	<b>Finance &amp; insurance</b>	<b>35 381</b>	<b>1 471 756</b>	<b>4 330 934</b>	<b>2 051</b>	<b>1 129</b>	<b>413</b>	<b>248</b>	<b>163</b>	<b>51</b>	<b>32</b>	<b>4</b>	<b>7</b>	<b>4</b>	
522	Credit intermediation & related activities	14 051	309 993	1 048 698	620	227	188	113	66	16	4	2	2	2	
5221	Depository credit intermediation	7 886	148 939	504 163	380	85	148	86	49	7	2	1	1	1	
52211	Commercial banking	3 134	100 488	321 426	198	35	98	40	19	3	1	1	1	—	
522110	Commercial banking	3 134	100 488	321 426	198	35	98	40	19	3	1	1	1	—	
52212	Savings institutions	4 406	45 727	168 246	124	11	40	42	25	4	1	—	—	1	
522120	Savings institutions	4 406	45 727	168 246	124	11	40	42	25	4	1	—	—	1	
52213	Credit unions	346	2 724	14 491	58	39	10	4	5	—	—	—	—	—	
522130	Credit unions	346	2 724	14 491	58	39	10	4	5	—	—	—	—	—	
5222	Nondepository credit intermediation	5 831	153 999	519 187	177	99	29	20	16	8	2	1	1	1	
52222	Sales financing	4 891	137 822	452 722	61	33	7	2	9	5	2	1	1	1	
522220	Sales financing	4 891	137 822	452 722	61	33	7	2	9	5	2	1	1	1	
52229	Other nondepository credit intermediation	933	16 096	66 016	112	63	21	18	7	3	—	—	—	—	
522292	Real estate credit	823	13 865	58 189	85	41	18	17	6	3	—	—	—	—	

Note: Employment-size classes are indicated as follows: A—0 to 19; B—20 to 99; C—100 to 249; E—250 to 499; F—500 to 999; G—1,000 to 2,499; H—2,500 to 4,999; I—5,000 to 9,999; J—10,000 to 24,999; K—25,000 to 49,999; L—50,000 to 99,999; M—100,000 or more.

**Table 6. Counties—Employees, Payroll, and Establishments by Industry: 1999—Con.**

[Excludes most government employees, railroad employees, and self-employed persons. Size class 1 to 4 includes establishments with payroll, but no employees, during mid-March pay period. (D) denotes figures withheld to avoid disclosing data for individual companies; the data are included in broader industry totals. Detailed industries with 100 or more employees are shown if industry was not a (D). For explanation of terms, abbreviations, and data reliability/comparability, see introductory text]

NAICS code	Industry	Number of employees for week including March 12	Payroll (\$1,000)		Total number of establishments	Number of establishments by employment-size class											
			First quarter	Annual		1 to 4	5 to 9	10 to 19	20 to 49	50 to 99	100 to 249	250 to 499	500 to 999	1,000 or more			
<b>52</b>	<b>FAIRFIELD—Con.</b>																
	<b>Finance &amp; insurance—Con.</b>																
522	Credit intermediation & related activities—Con.																
5223	Activities related to credit intermediation .....	334	7 055	25 348	63	43	11	7	1	1	—	—	—	—	—	—	—
52231	Mortgage & nonmortgage brokers .....	142	2 838	11 577	32	20	7	5	—	—	—	—	—	—	—	—	—
522310	Mortgage & nonmortgage brokers .....	142	2 838	11 577	32	20	7	5	—	—	—	—	—	—	—	—	—
52239	Other credit intermediation activities .....	154	3 874	12 150	24	19	2	2	—	1	—	—	—	—	—	—	—
522390	Other credit intermediation activities .....	154	3 874	12 150	24	19	2	2	—	1	—	—	—	—	—	—	—
523	Security, commodity contracts & like activity .....	10 895	898 699	2 416 828	813	520	120	79	56	23	12	—	2	1			
5231	Scrtcy & comdty contracts intermed & brokerage .	5 879	692 122	1 434 585	280	167	36	26	29	14	6	—	1	1			
52311	Investment banking & securities dealing .....	2 992	532 944	939 533	77	54	9	6	2	2	2	—	1	1			
523110	Investment banking & securities dealing .....	2 992	532 944	939 533	77	54	9	6	2	2	2	—	1	1			
52312	Securities brokerage .....	2 696	154 957	472 109	182	102	22	18	24	12	4	—	—	—	—	—	—
523120	Securities brokerage .....	2 696	154 957	472 109	182	102	22	18	24	12	4	—	—	—	—	—	—
52314	Commodity contracts brokerage .....	(C)	(D)	(D)	16	8	4	2	—	—	—	—	—	—	—	—	—
5239	Other financial investment activities .....	(I)	(D)	(D)	532	352	84	53	27	9	6	—	1	—	—	—	—
52391	Miscellaneous intermediation .....	1 128	21 418	70 994	63	47	9	4	1	1	—	—	1	—	—	—	—
523910	Miscellaneous intermediation .....	1 128	21 418	70 994	63	47	9	4	1	1	—	—	1	—	—	—	—
52392	Portfolio management .....	2 587	145 275	723 598	250	144	45	31	20	6	4	—	—	—	—	—	—
523920	Portfolio management .....	2 587	145 275	723 598	250	144	45	31	20	6	4	—	—	—	—	—	—
52393	Investment advice .....	1 169	36 102	162 507	196	144	27	17	4	2	2	—	—	—	—	—	—
523930	Investment advice .....	1 169	36 102	162 507	196	144	27	17	4	2	2	—	—	—	—	—	—
52399	All other financial investment activities .....	(C)	(D)	(D)	23	17	3	1	2	—	—	—	—	—	—	—	—
524	Insurance carriers & related activities .....	10 096	254 716	844 073	601	372	102	55	40	12	14	2	3	1			
5241	Insurance carriers .....	7 098	187 860	614 980	175	90	21	25	16	7	10	2	3	1			
52411	Direct life, health, medical insurance carriers .	4 058	68 572	259 524	66	30	6	15	5	2	3	2	2	1			
524113	Direct life Insurance carriers .....	1 678	29 783	111 594	52	26	5	12	3	2	3	—	1	—	—	—	—
524114	Direct health & medical insurance carriers..	2 380	38 789	147 930	14	4	1	3	2	—	—	2	1	1			
52412	Other direct insurance carriers .....	2 297	83 242	244 093	96	58	12	9	9	3	4	—	1	—	—	—	—
52413	Reinsurance carriers .....	743	36 046	111 363	13	2	3	1	2	2	3	—	—	—	—	—	—
524130	Reinsurance carriers .....	743	36 046	111 363	13	2	3	1	2	2	3	—	—	—	—	—	—
5242	Agencies & other insurance related activities ...	2 998	66 856	229 093	426	282	81	30	24	5	4	—	—	—	—	—	—
52421	Insurance agencies & brokerages .....	2 589	59 466	196 397	378	252	72	27	20	3	4	—	—	—	—	—	—
524210	Insurance agencies & brokerages .....	2 589	59 466	196 397	378	252	72	27	20	3	4	—	—	—	—	—	—
52429	Other insurance related activities .....	409	7 390	32 696	48	30	9	3	4	2	—	—	—	—	—	—	—
524292	Insurance & pension funds, third party admin .....	225	3 047	16 620	19	14	2	—	1	2	—	—	—	—	—	—	—
524298	All other insurance related activities .....	137	3 948	14 190	17	7	6	1	3	—	—	—	—	—	—	—	—
525	Funds, trusts, & other financial vehicles (part) ....	339	8 348	21 335	17	10	3	1	1	—	2	—	—	—	—	—	—
5259	Other investment pools & funds .....	339	8 348	21 335	17	10	3	1	1	—	2	—	—	—	—	—	—
52593	Real estate investment trusts .....	(E)	(D)	(D)	7	3	—	1	1	—	2	—	—	—	—	—	—
<b>53</b>	<b>Real estate &amp; rental &amp; leasing .....</b>	<b>6 729</b>	<b>65 645</b>	<b>291 011</b>	<b>1 113</b>	<b>784</b>	<b>179</b>	<b>99</b>	<b>36</b>	<b>9</b>	<b>5</b>	<b>1</b>	<b>—</b>	<b>—</b>	<b>—</b>	<b>—</b>	<b>—</b>
531	Real estate .....	4 691	50 093	219 841	891	671	126	63	23	4	3	1	—	—	—	—	—
5311	Lessors of real estate .....	1 549	14 438	65 767	368	298	38	25	5	—	2	—	—	—	—	—	—
53111	Lessors of residential buildings & dwellings ...	704	6 933	30 899	134	112	13	6	1	—	2	—	—	—	—	—	—
531110	Lessors of residential buildings & dwellings.	704	6 933	30 899	134	112	13	6	1	—	2	—	—	—	—	—	—
53112	Lessors of nonres bldg (exc miniwarehouses) .....	750	6 801	31 532	203	159	24	16	4	—	—	—	—	—	—	—	—
531120	Lessors of nonres bldg (exc miniwarehouses) .....	750	6 801	31 532	203	159	24	16	4	—	—	—	—	—	—	—	—
5312	Offices of real estate agents & brokers .....	1 222	15 138	68 170	293	227	49	9	5	2	1	—	—	—	—	—	—
53121	Offices of real estate agents & brokers .....	1 222	15 138	68 170	293	227	49	9	5	2	1	—	—	—	—	—	—
531210	Offices of real estate agents & brokers .....	1 222	15 138	68 170	293	227	49	9	5	2	1	—	—	—	—	—	—
5313	Activities related to real estate .....	1 920	20 517	85 904	230	146	39	29	13	2	—	1	—	—	—	—	—
53131	Real estate property managers .....	1 131	10 582	46 793	142	81	24	25	10	2	—	—	—	—	—	—	—
531311	Residential property managers .....	664	4 622	20 726	93	56	12	19	5	1	—	—	—	—	—	—	—
531312	Nonresidential property managers .....	467	5 960	26 067	49	25	12	6	5	1	—	—	—	—	—	—	—
53139	Other activities related to real estate .....	698	9 191	35 563	53	37	10	2	3	—	—	1	—	—	—	—	—
531390	Other activities related to real estate .....	698	9 191	35 563	53	37	10	2	3	—	—	1	—	—	—	—	—
532	Rental & leasing services .....	1 967	14 883	67 512	204	101	49	34	13	5	2	—	—	—	—	—	—
5321	Automotive equipment rental & leasing .....	115	653	2 889	23	12	7	4	—	—	—	—	—	—	—	—	—
5322	Consumer goods rental .....	1 004	3 996	19 671	105	51	25	18	9	1	1	—	—	—	—	—	—
53223	Video tape & disc rental .....	619	1 555	6 424	64	32	14	12	5	—	1	—	—	—	—	—	—
532230	Video tape & disc rental .....	619	1 555	6 424	64	32	14	12	5	—	1	—	—	—	—	—	—
53229	Other consumer goods rental .....	322	2 022	11 373	26	10	6	5	4	1	—	—	—	—	—	—	—
532299	All other consumer goods rental .....	230	1 378	8 545	17	7	2	4	3	1	—	—	—	—	—	—	—
5324	Commercial, industrial equip rental & leasing ...	766	9 639	41 754	57	29	9	10	4	4	1	—	—	—	—	—	—
53241	Const, trans, mining equip rental & leasing ...	106	857	3 599	17	10	2	4	1	—	—	—	—	—	—	—	—
53242	Office machinery & equipment rental & leasing .....	361	6 021	29 853	22	10	4	2	3	3	—	—	—	—	—	—	—
532420	Office machinery & equipment rental & leasing .....	361	6 021	29 853	22	10	4	2	3	3	—	—	—	—	—	—	—
53249	Oth commercial, industrial equip rental, lease .....	299	2 761	8 302	18	9	3	4	—	1	1	—	—	—	—	—	—
532490	Oth commercial, industrial equip rental, lease .....	299	2 761	8 302	18	9	3	4	—	1	1	—	—	—	—	—	—
<b>54</b>	<b>Professional, scientific &amp; technical services .....</b>	<b>36 203</b>	<b>549 000</b>	<b>2 496 307</b>	<b>4 134</b>	<b>2 944</b>	<b>565</b>	<b>313</b>	<b>212</b>	<b>50</b>	<b>38</b>	<b>8</b>	<b>2</b>	<b>2</b>			
541	Professional, scientific & technical services .....	36 203	549 000	2 496 307	4 134	2 944	565	313	212	50	38	8	2	2			
5411	Legal services .....	4 326	49 219	257 706	845	622	129	52	33	8	1	—	—	—	—	—	—
54111	Offices of lawyers .....	4 280	48 900	256 141	832	613	126	51	33	8	1	—	—	—	—	—	—
541110	Offices of lawyers .....	4 280	48 900	256 141	832	613	126	51	33	8	1	—	—	—	—	—	—

Note: Employment-size classes are indicated as follows: A—0 to 19; B—20 to 99; C—100 to 249; E—250 to 499; F—500 to 999; G—1,000 to 2,499;

**Table 6. Counties—Employees, Payroll, and Establishments by Industry: 1999—Con.**

[Excludes most government employees, railroad employees, and self-employed persons. Size class 1 to 4 includes establishments with payroll, but no employees, during mid-March pay period. (D) denotes figures withheld to avoid disclosing data for individual companies; the data are included in broader industry totals. Detailed industries with 100 or more employees are shown if industry was not a (D). For explanation of terms, abbreviations, and data reliability/comparability, see introductory text]

NAICS code	Industry	Number of employees for week including March 12	Payroll (\$1,000)		Total number of establishments	Number of establishments by employment-size class											
			First quarter	Annual		1 to 4	5 to 9	10 to 19	20 to 49	50 to 99	100 to 249	250 to 499	500 to 999	1,000 or more			
<b>54</b>	<b>FAIRFIELD—Con.</b>																
	<b>Professional, scientific &amp; technical services—Con.</b>																
541	Professional, scientific & technical services—Con.																
5412	Accounting, tax prep, bookkeep, payroll services	3 478	40 199	177 111	399	301	52	23	12	3	6	2	—	—	—	—	—
54121	Accounting, tax prep, bookkeep, payroll services	3 478	40 199	177 111	399	301	52	23	12	3	6	2	—	—	—	—	—
541211	Offices of certified public accountants	2 284	30 601	138 648	248	176	40	18	8	1	4	1	—	—	—	—	—
541219	Other accounting services	217	1 827	8 315	93	84	7	1	—	—	—	—	—	—	—	—	—
5413	Architectural, engineering & related services	3 289	39 081	170 426	479	324	75	42	29	5	4	—	—	—	—	—	—
54131	Architectural services	604	7 197	35 327	120	87	18	10	4	—	1	—	—	—	—	—	—
541310	Architectural services	604	7 197	35 327	120	87	18	10	4	—	1	—	—	—	—	—	—
54132	Landscape architectural services	230	1 283	8 886	72	53	15	4	—	—	—	—	—	—	—	—	—
541320	Landscape architectural services	230	1 283	8 886	72	53	15	4	—	—	—	—	—	—	—	—	—
54133	Engineering services	1 655	23 813	95 396	215	140	32	19	20	2	2	—	—	—	—	—	—
541330	Engineering services	1 655	23 813	95 396	215	140	32	19	20	2	2	—	—	—	—	—	—
54135	Building inspection services	(C)	(D)	(D)	23	18	2	2	—	1	—	—	—	—	—	—	—
54137	Surveying, mapping (exc geophysical) services	166	1 548	6 584	20	11	5	1	2	1	—	—	—	—	—	—	—
541370	Surveying, mapping (exc geophysical) services	166	1 548	6 584	20	11	5	1	2	1	—	—	—	—	—	—	—
54138	Testing laboratories	505	4 226	19 343	22	9	2	6	3	1	1	—	—	—	—	—	—
541380	Testing laboratories	505	4 226	19 343	22	9	2	6	3	1	1	—	—	—	—	—	—
5414	Specialized design services	936	11 437	52 538	274	212	39	18	5	—	—	—	—	—	—	—	—
54141	Interior design services	344	3 520	15 183	91	69	14	6	2	—	—	—	—	—	—	—	—
541410	Interior design services	344	3 520	15 183	91	69	14	6	2	—	—	—	—	—	—	—	—
54143	Graphic design services	555	7 283	34 286	167	131	21	12	3	—	—	—	—	—	—	—	—
541430	Graphic design services	555	7 283	34 286	167	131	21	12	3	—	—	—	—	—	—	—	—
5415	Computer systems design & related services	6 016	108 399	440 826	615	443	65	47	40	9	8	2	1	—	—	—	—
54151	Computer systems design & related services	6 016	108 399	440 826	615	443	65	47	40	9	8	2	1	—	—	—	—
541511	Custom computer programming services	2 777	44 972	200 621	252	169	23	25	24	5	5	1	—	—	—	—	—
541512	Computer systems design services	2 749	51 879	198 324	249	179	32	18	12	4	2	1	1	—	—	—	—
541519	Other computer related services	443	10 692	38 187	104	88	9	2	4	—	1	—	—	—	—	—	—
5416	Management, sci & tech consulting services	7 409	128 407	663 549	854	629	101	62	42	13	4	2	—	—	—	—	—
54161	Management consulting services	7 016	123 763	640 089	746	543	89	55	39	13	4	2	—	—	—	—	—
541611	Admin & gen management consulting services	3 968	46 966	278 216	277	215	27	13	13	3	3	2	—	—	—	—	—
541612	Human res & exec search consulting services	1 211	27 776	137 996	199	138	28	19	10	4	—	—	—	—	—	—	—
541613	Marketing consulting services	1 553	41 355	189 757	227	155	32	22	13	4	1	—	—	—	—	—	—
541614	Process, phys dist & log consulting services	211	6 575	28 949	24	19	2	—	1	2	—	—	—	—	—	—	—
54162	Environmental consulting services	133	1 564	7 801	23	16	4	1	2	—	—	—	—	—	—	—	—
541620	Environmental consulting services	133	1 564	7 801	23	16	4	1	2	—	—	—	—	—	—	—	—
54169	Oth scientific & technical consulting services	260	3 080	15 659	85	70	8	6	1	—	—	—	—	—	—	—	—
541690	Oth scientific & technical consulting services	260	3 080	15 659	85	70	8	6	1	—	—	—	—	—	—	—	—
5417	Scientific R&D services	1 480	23 663	69 473	52	36	5	4	4	—	2	—	1	—	—	—	—
54171	R&D in physical, engineering & life sciences	1 447	23 209	67 412	43	30	3	3	4	—	2	—	1	—	—	—	—
541710	R&D in physical, engineering & life sciences	1 447	23 209	67 412	43	30	3	3	4	—	2	—	1	—	—	—	—
5418	Advertising & related services	3 765	58 910	276 429	297	187	50	24	18	8	9	1	—	—	—	—	—
54181	Advertising agencies	1 478	25 608	127 212	117	72	19	9	10	3	4	—	—	—	—	—	—
541810	Advertising agencies	1 478	25 608	127 212	117	72	19	9	10	3	4	—	—	—	—	—	—
54182	Public relations agencies	219	3 118	20 064	49	39	7	2	—	1	—	—	—	—	—	—	—
541820	Public relations agencies	219	3 118	20 064	49	39	7	2	—	1	—	—	—	—	—	—	—
54184	Media representatives	210	2 646	12 545	21	13	5	1	—	2	—	—	—	—	—	—	—
541840	Media representatives	210	2 646	12 545	21	13	5	1	—	2	—	—	—	—	—	—	—
54185	Display advertising	327	3 065	15 593	5	1	1	—	2	—	—	—	—	—	—	—	—
541850	Display advertising	327	3 065	15 593	5	1	1	—	2	—	—	—	—	—	—	—	—
54186	Direct mail advertising	1 105	18 421	76 717	58	26	11	10	6	1	4	—	—	—	—	—	—
541860	Direct mail advertising	1 105	18 421	76 717	58	26	11	10	6	1	4	—	—	—	—	—	—
54189	Other services related to advertising	396	5 568	22 305	38	28	6	2	—	1	1	—	—	—	—	—	—
541890	Other services related to advertising	396	5 568	22 305	38	28	6	2	—	1	1	—	—	—	—	—	—
5419	Oth professional, scientific, technical services	5 504	89 685	388 249	319	190	49	41	29	4	4	1	—	—	—	—	—
54191	Marketing research & public opinion polling	4 428	83 154	353 610	107	53	14	10	20	4	4	1	—	—	—	—	—
541910	Marketing research & public opinion polling	4 428	83 154	353 610	107	53	14	10	20	4	4	1	—	—	—	—	—
54192	Photographic services	(C)	(D)	(D)	68	59	5	3	1	—	—	—	—	—	—	—	—
54194	Veterinary services	856	4 981	23 568	88	24	29	27	8	—	—	—	—	—	—	—	—
541940	Veterinary services	856	4 981	23 568	88	24	29	27	8	—	—	—	—	—	—	—	—
<b>55</b>	<b>Management of companies &amp; enterprises</b>	<b>26 990</b>	<b>797 760</b>	<b>3 022 125</b>	<b>350</b>	<b>103</b>	<b>47</b>	<b>50</b>	<b>48</b>	<b>37</b>	<b>29</b>	<b>23</b>	<b>12</b>	<b>1</b>			
551	Management of companies & enterprises	26 990	797 760	3 022 125	350	103	47	50	48	37	29	23	12	1			
5511	Management of companies & enterprises	26 990	797 760	3 022 125	350	103	47	50	48	37	29	23	12	1			
55111	Management of companies & enterprises	26 990	797 760	3 022 125	350	103	47	50	48	37	29	23	12	1			
551114	Corp, subsidiary & regional managing offices	23 942	702 789	2 729 401	254	58	29	36	36	33	28	23	10	1			
<b>56</b>	<b>Admin, support, waste mgt, remediation services</b>	<b>46 366</b>	<b>305 638</b>	<b>1 378 903</b>	<b>1 961</b>	<b>1 191</b>	<b>296</b>	<b>198</b>	<b>148</b>	<b>62</b>	<b>37</b>	<b>16</b>	<b>11</b>	<b>2</b>			
561	Administrative & support services	45 307	297 290	1 341 532	1 832	1 116	273	182	136	59	37	16	11	2			
5611	Office administrative services	2 311	26 563	114 456	156	91	26	13	16	6	3	1	—	—	—	—	—
56111	Office administrative services	2 311	26 563	114 456	156	91	26	13	16	6	3	1	—	—	—	—	—
561110	Office administrative services	2 311	26 563	114 456	156	91	26	13	16	6	3	1	—	—	—	—	—
5612	Facilities support services	243	3 449	14 165	10	2	1	3	2	2	—	—	—	—	—	—	—
56121	Facilities support services	243	3 449	14 165	10	2	1	3	2	2	—	—	—	—	—	—	—
561210	Facilities support services	243	3 449	14 165	10	2	1	3	2	2	—	—	—	—	—	—	—

Note: Employment-size classes are indicated as follows: A—0 to 19; B—20 to 99; C—100 to 249; E—250 to 499; F—500 to 2,499; G—1,000 to 2,499; H—2,500 to 4,999; I—5,000 to 9,999; J—10,000 to 24,999; K—25,000 to 49,999; L—50,0

**Table 6. Counties—Employees, Payroll, and Establishments by Industry: 1999—Con.**

[Excludes most government employees, railroad employees, and self-employed persons. Size class 1 to 4 includes establishments with payroll, but no employees, during mid-March pay period. (D) denotes figures withheld to avoid disclosing data for individual companies; the data are included in broader industry totals. Detailed industries with 100 or more employees are shown if industry was not a (D). For explanation of terms, abbreviations, and data reliability/comparability, see introductory text]

NAICS code	Industry	Number of employees for week including March 12	Payroll (\$1,000)		Total number of establishments	Number of establishments by employment-size class									
			First quarter	Annual		1 to 4	5 to 9	10 to 19	20 to 49	50 to 99	100 to 249	250 to 499	500 to 999	1,000 or more	
<b>FAIRFIELD—Con.</b>															
<b>56</b>	<b>Admin, support, waste mgt, remediation services—Con.</b>														
561	Administrative & support services—Con.														
5613	Employment services	12 415	76 081	353 551	219	81	11	30	36	28	21	8	4	—	
56131	Employment placement agencies	1 937	14 353	82 481	79	49	6	12	7	2	1	1	1	—	
561310	Employment placement agencies	1 937	14 353	82 481	79	49	6	12	7	2	1	1	1	—	
56132	Temporary help services	9 483	54 201	232 742	127	30	3	15	28	23	19	7	2	—	
561320	Temporary help services	9 483	54 201	232 742	127	30	3	15	28	23	19	7	2	—	
56133	Employee leasing services	995	7 527	38 328	13	2	2	3	1	3	1	—	1	—	
561330	Employee leasing services	995	7 527	38 328	13	2	2	3	1	3	1	—	1	—	
5614	Business support services	12 541	74 825	319 389	116	67	14	15	14	3	1	1	—	1	
56142	Telephone call centers	334	3 532	17 868	25	13	3	4	4	1	—	—	—	—	
561421	Telephone answering services	125	491	2 335	14	6	3	4	1	—	—	—	—	—	
561422	Telemarketing bureaus	209	3 041	15 533	11	7	—	—	3	1	—	—	—	—	
56143	Business service centers	465	3 003	13 992	45	24	6	8	6	1	—	—	—	—	
561439	Oth business service centers (incl copy shops)	422	2 808	12 871	28	8	5	8	6	1	—	—	—	—	
56144	Collection agencies	(C)	(D)	(D)	13	7	1	2	2	1	—	—	—	—	
56145	Credit bureaus	(E)	(D)	(D)	3	1	1	—	—	—	—	1	—	—	
56149	Other business support services	(J)	(D)	(D)	16	9	2	1	2	—	1	—	—	1	
5615	Travel arrangement & reservation services	2 073	27 375	108 247	221	129	46	33	8	3	—	2	—	—	
56151	Travel agencies	1 541	20 994	76 507	179	109	38	21	7	3	—	1	—	—	
561510	Travel agencies	1 541	20 994	76 507	179	109	38	21	7	3	—	1	—	—	
56152	Tour operators	377	4 972	23 647	16	7	2	5	1	—	—	1	—	—	
561520	Tour operators	377	4 972	23 647	16	7	2	5	1	—	—	1	—	—	
56159	Oth travel arrangement & reservation services	155	1 409	8 093	26	13	6	7	—	—	—	—	—	—	
5616	Investigation & security services	2 945	11 631	52 560	71	32	8	9	6	5	1	1	—	—	
56161	Investigation, guard & armored car services	2 437	8 772	38 543	34	11	2	3	7	5	4	1	—	—	
561612	Security guards & patrol services	2 069	7 150	30 599	17	4	1	—	3	3	4	1	—	—	
56162	Security systems services	508	2 859	14 017	37	21	6	6	2	1	1	—	—	—	
561621	Security systems services (except locksmiths)	474	2 568	12 704	26	13	3	6	2	1	1	—	—	—	
5617	Services to buildings & dwellings	8 679	29 579	169 252	905	630	153	65	36	8	7	2	4	—	
56171	Exterminating & pest control services	184	1 127	6 463	31	19	4	6	2	—	—	—	—	—	
561710	Exterminating & pest control services	184	1 127	6 463	31	19	4	6	2	—	—	—	—	—	
56172	Janitorial services	5 630	14 563	66 364	207	114	37	21	18	6	5	2	4	—	
561720	Janitorial services	5 630	14 563	66 364	207	114	37	21	18	6	5	2	4	—	
56173	Landscaping services	2 530	11 479	82 543	603	454	97	35	13	2	2	—	—	—	
561730	Landscaping services	2 530	11 479	82 543	603	454	97	35	13	2	2	—	—	—	
56174	Carpet & upholstery cleaning services	140	958	4 623	19	10	6	2	1	—	—	—	—	—	
561740	Carpet & upholstery cleaning services	140	958	4 623	19	10	6	2	1	—	—	—	—	—	
56179	Other services to buildings & dwellings	195	1 452	9 259	45	33	9	1	2	—	—	—	—	—	
561790	Other services to buildings & dwellings	195	1 452	9 259	45	33	9	1	2	—	—	—	—	—	
5619	Other support services	4 100	47 787	209 912	134	84	14	14	15	3	—	1	2	1	
56191	Packaging & labeling services	242	1 964	10 278	14	4	4	1	4	1	—	—	—	—	
561910	Packaging & labeling services	242	1 964	10 278	14	4	4	1	4	1	—	—	—	—	
56192	Convention & trade show organizers	647	8 455	40 358	27	16	1	3	5	1	—	1	—	—	
561920	Convention & trade show organizers	647	8 455	40 358	27	16	1	3	5	1	—	1	—	—	
56199	All other support services	3 211	37 368	159 276	93	64	9	10	6	1	—	—	2	1	
561990	All other support services	3 211	37 368	159 276	93	64	9	10	6	1	—	—	2	1	
562	Waste management & remediation services	1 059	8 348	37 371	129	75	23	16	12	3	—	—	—	—	
5621	Waste collection	715	5 816	25 652	80	47	14	7	10	2	—	—	—	—	
56211	Waste collection	715	5 816	25 652	80	47	14	7	10	2	—	—	—	—	
562111	Solid waste collection	656	5 369	23 467	73	44	14	4	9	2	—	—	—	—	
5629	Remediation & oth waste management services	286	2 130	9 905	37	21	6	7	2	1	—	—	—	—	
56299	All other waste management services	182	1 317	6 326	26	16	6	2	1	1	—	—	—	—	
<b>61</b>	<b>Educational services</b>	<b>10 499</b>	<b>67 544</b>	<b>285 215</b>	<b>329</b>	<b>157</b>	<b>54</b>	<b>40</b>	<b>40</b>	<b>18</b>	<b>16</b>	<b>1</b>	<b>1</b>	<b>2</b>	
611	Educational services	10 499	67 544	285 215	329	157	54	40	40	18	16	1	1	2	
6111	Elementary & secondary schools	3 691	25 660	107 027	75	8	11	12	17	15	12	—	—	—	
61111	Elementary & secondary schools	3 691	25 660	107 027	75	8	11	12	17	15	12	—	—	—	
611110	Elementary & secondary schools	3 691	25 660	107 027	75	8	11	12	17	15	12	—	—	—	
6112	Junior colleges	(C)	(D)	(D)	1	—	—	—	—	—	1	—	—	—	
61121	Junior colleges	(C)	(D)	(D)	1	—	—	—	—	—	1	—	—	—	
6113	Colleges, universities & professional schools	4 348	20 095	83 477	9	3	—	—	1	2	—	—	1	2	
61131	Colleges, universities & professional schools	4 348	20 095	83 477	9	3	—	—	1	2	—	—	1	2	
611310	Colleges, universities & professional schools	4 348	20 095	83 477	9	3	—	—	1	2	—	—	1	2	
6114	Business schools & computer & mgt training	921	12 650	52 252	53	29	8	8	6	—	1	1	—	—	
61142	Computer training	684	8 567	36 396	17	6	2	4	3	—	1	1	—	—	
611420	Computer training	684	8 567	36 396	17	6	2	4	3	—	1	1	—	—	
61143	Professional, management development training	150	3 275	12 150	29	19	5	4	1	—	—	—	—	—	
611430	Professional, management development training	150	3 275	12 150	29	19	5	4	1	—	—	—	—	—	
6115	Technical & trade schools	(C)	(D)	(D)	27	18	4	2	2	—	1	—	—	—	
61151	Technical & trade schools	(C)	(D)	(D)	27	18	4	2	2	—	1	—	—	—	
6116	Other schools & instruction	969	3 670	17 657	142	81	31	17	12	1	—	—	—	—	
61161	Fine arts schools	242	662	2 576	36	20	7	5	4	—	—	—	—	—	
611610	Fine arts schools	242	662	2 576	36	20	7	5	4	—	—	—	—	—	
61162	Sports & recreation instruction	233	1 055	5 750	40	27	6	4	3	—	—	—	—	—	
611620	Sports & recreation instruction	233	1 055	5 750	40	27	6	4	3	—	—	—	—	—	
61169	All other schools & instruction	411	1 732	8 309	57	29	17	8	2	1	—	—	—	—	
611691	Exam preparation & tutoring	158	573	2 831	22	9	6	6	1	—	—	—	—	—	
611699	All other miscellaneous schools & instruction	216	1 049	4 913	26	15	7	2	1	1	—	—	—	—	

Note: Employment-size classes are indicated as follows: A—0 to 19; B—20 to 99; C—100 to 249; E—250 to 499; F—500 to 999; G—1,000 to 2,499; H—2,500 to 4,999; I—5,000 to 9,999; J—10,000 to 24,999; K—25,000 to 49,999; L—50,000 to 99,999; M—100,000 or more.



**Table 6. Counties—Employees, Payroll, and Establishments by Industry: 1999—Con.**

[Excludes most government employees, railroad employees, and self-employed persons. Size class 1 to 4 includes establishments with payroll, but no employees, during mid-March pay period. (D) denotes figures withheld to avoid disclosing data for individual companies; the data are included in broader industry totals. Detailed industries with 100 or more employees are shown if industry was not a (D). For explanation of terms, abbreviations, and data reliability/comparability, see introductory text]

NAICS code	Industry	Number of employees for week including March 12	Payroll (\$1,000)		Total number of establishments	Number of establishments by employment-size class									
			First quarter	Annual		1 to 4	5 to 9	10 to 19	20 to 49	50 to 99	100 to 249	250 to 499	500 to 999	1,000 or more	
<b>FAIRFIELD—Con.</b>															
<b>61</b>	<b>Educational services—Con.</b>														
611	Educational services—Con.														
6117	Educational support services	203	2 529	12 151	22	18	—	1	2	—	1	—	—	—	
61171	Educational support services	203	2 529	12 151	22	18	—	1	2	—	1	—	—	—	
611710	Educational support services	203	2 529	12 151	22	18	—	1	2	—	1	—	—	—	
<b>62</b>	<b>Health care and social assistance</b>	<b>48 892</b>	<b>369 738</b>	<b>1 688 732</b>	<b>2 641</b>	<b>1 273</b>	<b>622</b>	<b>356</b>	<b>231</b>	<b>78</b>	<b>61</b>	<b>13</b>	<b>1</b>	<b>6</b>	
621	Ambulatory health care services	18 762	168 455	798 282	1 915	1 030	473	220	127	43	18	4	—	—	
6211	Offices of physicians	7 606	94 873	468 834	852	436	203	114	84	12	3	—	—	—	
62111	Offices of physicians	7 606	94 873	468 834	852	436	203	114	84	12	3	—	—	—	
621111	Offices of physicians (exc mental health)	7 426	93 232	459 634	803	395	201	110	82	12	3	—	—	—	
621112	Offices of physicians, mental health	180	1 641	9 200	49	41	2	4	2	—	—	—	—	—	
6212	Offices of dentists	2 818	20 620	101 123	534	289	179	55	10	1	—	—	—	—	
62121	Offices of dentists	2 818	20 620	101 123	534	289	179	55	10	1	—	—	—	—	
621210	Offices of dentists	2 818	20 620	101 123	534	289	179	55	10	1	—	—	—	—	
6213	Offices of other health practitioners	1 346	8 835	41 538	318	234	56	21	5	2	—	—	—	—	
62131	Offices of chiropractors	340	1 928	8 353	116	93	18	5	—	—	—	—	—	—	
621310	Offices of chiropractors	340	1 928	8 353	116	93	18	5	—	—	—	—	—	—	
62132	Offices of optometrists	234	1 453	7 037	56	34	17	5	—	—	—	—	—	—	
621320	Offices of optometrists	234	1 453	7 037	56	34	17	5	—	—	—	—	—	—	
62134	Offices of PT, OT, speech therapy & audiology	493	3 733	17 784	47	24	9	7	5	2	—	—	—	—	
621340	Offices of PT, OT, speech therapy & audiology	493	3 733	17 784	47	24	9	7	5	2	—	—	—	—	
62139	Offices of all other health practitioners	229	1 231	5 471	64	49	11	4	—	—	—	—	—	—	
621391	Offices of podiatrists	161	921	4 173	44	33	8	3	—	—	—	—	—	—	
6214	Outpatient care centers	1 816	12 411	52 030	84	20	22	17	13	9	3	—	—	—	
62141	Family planning centers	(C)	(D)	(D)	13	3	7	2	1	—	—	—	—	—	
62142	Outpatient mental health, substance abuse ctrs	(E)	(D)	(D)	20	5	4	4	5	2	—	—	—	—	
62149	Other outpatient care centers	1 336	9 597	38 819	51	12	11	7	7	3	—	—	—	—	
621498	All other outpatient care centers	1 056	7 624	31 047	41	9	10	10	4	5	3	—	—	—	
6215	Medical & diagnostic laboratories	768	9 579	42 353	48	31	6	6	3	1	—	1	—	—	
62151	Medical & diagnostic laboratories	768	9 579	42 353	48	31	6	6	3	1	—	1	—	—	
621511	Medical laboratories	603	7 859	34 740	29	22	2	1	1	—	1	—	—	—	
621512	Diagnostic Imaging centers	165	1 720	7 613	19	9	4	4	2	—	—	—	—	—	
6216	Home health care services	3 815	19 676	80 840	66	14	5	6	12	15	12	2	—	—	
62161	Home health care services	3 815	19 676	80 840	66	14	5	6	12	15	12	2	—	—	
621610	Home health care services	3 815	19 676	80 840	66	14	5	6	12	15	12	2	—	—	
6219	Other ambulatory health care services	593	2 461	11 564	13	6	2	1	—	3	—	1	—	—	
62191	Ambulance services	(F)	(D)	(D)	9	4	—	—	—	3	—	1	—	—	
622	Hospitals	11 838	106 683	471 102	11	—	—	—	—	1	2	2	—	6	
6221	General medical & surgical hospitals	10 825	99 348	439 451	6	—	—	—	—	—	—	—	—	6	
62211	General medical & surgical hospitals	10 825	99 348	439 451	6	—	—	—	—	—	—	—	—	6	
622110	General medical & surgical hospitals	10 825	99 348	439 451	6	—	—	—	—	—	—	—	—	6	
6222	Psychiatric & substance abuse hospitals	(F)	(D)	(D)	4	—	—	—	—	1	1	2	—	—	
62221	Psychiatric & substance abuse hospitals	(F)	(D)	(D)	4	—	—	—	—	1	1	2	—	—	
6223	Other specialty hospitals	(C)	(D)	(D)	1	—	—	—	—	—	1	—	—	—	
62231	Other specialty hospitals	(C)	(D)	(D)	1	—	—	—	—	—	1	—	—	—	
623	Nursing & residential care facilities	9 830	58 747	263 053	186	33	38	43	22	13	31	5	1	—	
6231	Nursing care facilities	7 113	43 756	196 760	46	1	3	1	5	3	27	5	1	—	
62311	Nursing care facilities	7 113	43 756	196 760	46	1	3	1	5	3	27	5	1	—	
623110	Nursing care facilities	7 113	43 756	196 760	46	1	3	1	5	3	27	5	1	—	
6232	Residential mental retardation, health facil	1 232	6 882	28 766	101	26	28	32	11	4	—	—	—	—	
62321	Residential mental retardation facilities	819	4 384	18 343	79	22	23	28	4	2	—	—	—	—	
623210	Residential mental retardation facilities	819	4 384	18 343	79	22	23	28	4	2	—	—	—	—	
62322	Residential mental health, subst abuse facil	413	2 498	10 423	22	4	5	4	7	2	—	—	—	—	
623220	Residential mental health, subst abuse facil	413	2 498	10 423	22	4	5	4	7	2	—	—	—	—	
6233	Community care facilities for the elderly	1 275	6 937	32 332	26	4	6	2	5	5	4	—	—	—	
62331	Community care facilities for the elderly	1 275	6 937	32 332	26	4	6	2	5	5	4	—	—	—	
623311	Continuing care retirement communities	541	3 512	14 704	5	—	—	—	1	1	3	—	—	—	
623312	Homes for the elderly	734	3 425	17 628	21	4	6	2	4	4	1	—	—	—	
6239	Other residential care facilities	210	1 172	5 195	13	2	1	8	1	1	—	—	—	—	
62399	Other residential care facilities	210	1 172	5 195	13	2	1	8	1	1	—	—	—	—	
623990	Other residential care facilities	210	1 172	5 195	13	2	1	8	1	1	—	—	—	—	
624	Social assistance	8 462	35 853	156 295	529	210	111	93	82	21	10	2	—	—	
6241	Individual & family services	3 466	16 244	72 478	173	64	43	29	21	8	7	1	—	—	
62411	Child & youth services	769	3 010	13 078	53	21	15	7	8	1	1	—	—	—	
624110	Child & youth services	769	3 010	13 078	53	21	15	7	8	1	1	—	—	—	
62412	Services for elderly & disabled persons	519	2 235	9 410	31	13	5	6	6	—	1	—	—	—	
624120	Services for elderly & disabled persons	519	2 235	9 410	31	13	5	6	6	—	1	—	—	—	
62419	Other individual & family services	2 178	10 999	49 990	89	30	23	16	7	7	5	1	—	—	
624190	Other individual & family services	2 178	10 999	49 990	89	30	23	16	7	7	5	1	—	—	
6242	Community, emergency & other relief services	264	1 549	6 710	35	19	6	6	4	—	—	—	—	—	
62422	Community housing services	177	1 027	4 515	19	10	2	3	4	—	—	—	—	—	
624221	Temporary shelters	116	608	2 743	9	3	1	2	3	—	—	—	—	—	
6243	Vocational rehabilitation services	1 148	5 278	23 045	33	12	3	4	5	6	2	1	—	—	
62431	Vocational rehabilitation services	1 148	5 278	23 045	33	12	3	4	5	6	2	1	—	—	
624310	Vocational rehabilitation services	1 148	5 278	23 045	33	12	3	4	5	6	2	1	—	—	
6244	Child day care services	3 584	12 782	54 062	288	115	59	54	52	7	1	—	—	—	
62441	Child day care services	3 584	12 782	54 062	288	115	59	54	52	7	1	—	—	—	
624410	Child day care services	3 584	12 782	54 062	288	115	59	54	52	7	1	—	—	—	

Note: Employment-size classes are indicated as follows: A—0 to 19; B—20 to 99; C—100 to 249; E—250 to 499; F—500 to 999; G—1,000 to 2,499; H—2,500 to 4,999; I—5,000 to 9,999; J—10,000 to 24,999; K—25,000 to 49,999; L—50,000 to 99,999; M—100,000 or more.

**Table 6. Counties—Employees, Payroll, and Establishments by Industry: 1999—Con.**

[Excludes most government employees, railroad employees, and self-employed persons. Size class 1 to 4 includes establishments with payroll, but no employees, during mid-March pay period. (D) denotes figures withheld to avoid disclosing data for individual companies; the data are included in broader industry totals. Detailed industries with 100 or more employees are shown if industry was not a (D). For explanation of terms, abbreviations, and data reliability/comparability, see introductory text]

NAICS code	Industry	Number of employees for week including March 12	Payroll (\$1,000)		Total number of establishments	Number of establishments by employment-size class								
			First quarter	Annual		1 to 4	5 to 9	10 to 19	20 to 49	50 to 99	100 to 249	250 to 499	500 to 999	1,000 or more
<b>FAIRFIELD—Con.</b>														
<b>71</b>	<b>Arts, entertainment &amp; recreation</b>	<b>6 974</b>	<b>38 765</b>	<b>204 835</b>	<b>515</b>	<b>286</b>	<b>71</b>	<b>54</b>	<b>68</b>	<b>28</b>	<b>6</b>	<b>2</b>	—	—
711	Performing arts, spectator sports & related industries	1 295	15 352	80 988	171	134	19	5	7	4	1	1	—	—
7111	Performing arts companies	(F)	(D)	(D)	62	46	7	3	3	2	1	—	—	—
71111	Theater companies & dinner theaters	251	2 930	12 148	27	19	4	1	1	1	1	—	—	—
711110	Theater companies & dinner theaters	251	2 930	12 148	27	19	4	1	1	1	1	—	—	—
71113	Musical groups & artists	256	1 004	5 696	30	23	2	2	2	1	—	—	—	—
711130	Musical groups & artists	256	1 004	5 696	30	23	2	2	2	1	—	—	—	—
7113	Promoters of entertainment events	442	7 569	39 306	18	12	2	1	1	1	—	1	—	—
71132	Promoters of entertainment events without facility	387	7 204	37 059	13	9	1	1	—	1	—	1	—	—
711320	Promoters of entertainment events without facility	387	7 204	37 059	13	9	1	1	—	1	—	1	—	—
7115	Independent artists, writers & performers	181	2 508	10 263	66	57	6	1	2	—	—	—	—	—
71151	Independent artists, writers & performers	181	2 508	10 263	66	57	6	1	2	—	—	—	—	—
711510	Independent artists, writers & performers	181	2 508	10 263	66	57	6	1	2	—	—	—	—	—
712	Museums, historical sites & like institutions	524	2 475	11 034	34	16	7	3	5	2	1	—	—	—
7121	Museums, historical sites & like institutions	524	2 475	11 034	34	16	7	3	5	2	1	—	—	—
71211	Museums	255	1 196	5 342	20	12	3	1	2	2	—	—	—	—
712110	Museums	255	1 196	5 342	20	12	3	1	2	2	—	—	—	—
71213	Zoos & botanical gardens	(C)	(D)	(D)	4	1	1	—	1	—	1	—	—	—
71219	Nature parks & other similar institutions	(C)	(D)	(D)	6	1	2	1	2	—	—	—	—	—
713	Amusement, gambling & recreation industries	5 155	20 938	112 813	310	136	45	46	56	22	4	1	—	—
7131	Amusement parks & arcades	(C)	(D)	(D)	7	2	2	—	3	—	—	—	—	—
71312	Amusement arcades	104	222	818	6	1	2	—	3	—	—	—	—	—
713120	Amusement arcades	104	222	818	6	1	2	—	3	—	—	—	—	—
7139	Other amusement & recreation industries	5 008	20 589	111 140	298	133	41	44	53	22	4	1	—	—
71391	Golf courses & country clubs	1 361	8 060	51 797	48	13	2	7	14	11	1	—	—	—
713910	Golf courses & country clubs	1 361	8 060	51 797	48	13	2	7	14	11	1	—	—	—
71393	Marinas	254	1 507	8 315	41	23	10	3	5	—	—	—	—	—
713930	Marinas	254	1 507	8 315	41	23	10	3	5	—	—	—	—	—
71394	Fitness & recreational sports centers	2 826	9 115	41 798	152	63	20	29	27	9	3	1	—	—
713940	Fitness & recreational sports centers	2 826	9 115	41 798	152	63	20	29	27	9	3	1	—	—
71395	Bowling centers	105	322	1 358	8	4	1	—	3	—	—	—	—	—
713950	Bowling centers	105	322	1 358	8	4	1	—	3	—	—	—	—	—
71399	All other amusement & recreation industries	462	1 585	7 872	49	30	8	5	4	2	—	—	—	—
713990	All other amusement & recreation industries	462	1 585	7 872	49	30	8	5	4	2	—	—	—	—
<b>72</b>	<b>Accommodation &amp; food services</b>	<b>24 634</b>	<b>87 728</b>	<b>393 070</b>	<b>1 753</b>	<b>735</b>	<b>333</b>	<b>318</b>	<b>287</b>	<b>53</b>	<b>24</b>	<b>3</b>	—	—
721	Accommodation	4 021	18 743	82 933	79	27	7	11	11	10	10	3	—	—
7211	Traveler accommodation	3 997	18 654	82 382	71	22	4	11	11	10	10	3	—	—
72111	Hotels (exc casino hotels) & motels	3 972	18 536	81 821	65	18	4	9	11	10	10	3	—	—
721110	Hotels (exc casino hotels) & motels	3 972	18 536	81 821	65	18	4	9	11	10	10	3	—	—
722	Food services & drinking places	20 613	68 985	310 137	1 674	708	326	307	276	43	14	—	—	—
7221	Full-service restaurants	10 241	36 794	166 514	701	236	132	149	157	22	5	—	—	—
72211	Full-service restaurants	10 241	36 794	166 514	701	236	132	149	157	22	5	—	—	—
722110	Full-service restaurants	10 241	36 794	166 514	701	236	132	149	157	22	5	—	—	—
7222	Limited-service eating places	6 828	18 702	83 738	647	298	126	118	88	15	2	—	—	—
72221	Limited-service eating places	6 828	18 702	83 738	647	298	126	118	88	15	2	—	—	—
722211	Limited-service restaurants	4 887	12 991	57 910	453	239	72	65	60	15	2	—	—	—
722213	Snack & nonalcoholic beverage bars	1 865	5 434	24 994	183	57	48	50	28	—	—	—	—	—
7223	Special food services	3 025	12 034	52 474	213	100	44	28	28	6	7	—	—	—
72231	Food service contractors	2 563	10 597	43 940	146	58	31	22	23	5	7	—	—	—
722310	Food service contractors	2 563	10 597	43 940	146	58	31	22	23	5	7	—	—	—
72232	Caterers	447	1 404	8 283	60	36	12	6	5	1	—	—	—	—
722320	Caterers	447	1 404	8 283	60	36	12	6	5	1	—	—	—	—
7224	Drinking places (alcoholic beverages)	519	1 455	7 411	113	74	24	12	3	—	—	—	—	—
72241	Drinking places (alcoholic beverages)	519	1 455	7 411	113	74	24	12	3	—	—	—	—	—
722410	Drinking places (alcoholic beverages)	519	1 455	7 411	113	74	24	12	3	—	—	—	—	—
<b>81</b>	<b>Other services (except public administration)</b>	<b>16 539</b>	<b>94 487</b>	<b>419 417</b>	<b>2 484</b>	<b>1 554</b>	<b>515</b>	<b>271</b>	<b>110</b>	<b>21</b>	<b>13</b>	—	—	—
811	Repair & maintenance	3 381	24 277	111 267	670	442	138	68	19	3	—	—	—	—
8111	Automotive repair & maintenance	2 522	16 538	75 535	492	309	111	57	14	1	—	—	—	—
81111	Automotive mechanical & electrical R&M	1 023	7 010	30 216	277	202	54	20	1	—	—	—	—	—
811111	General automotive repair	794	5 484	23 586	225	171	37	16	1	—	—	—	—	—
811118	Other automotive mechanical & electrical R&M	106	550	2 256	22	13	6	3	—	—	—	—	—	—
81112	Automotive body, paint, interior & glass repair	854	7 076	31 875	135	63	42	25	5	—	—	—	—	—
811121	Automotive body, paint & interior R&M	773	6 377	28 767	117	54	34	24	5	—	—	—	—	—
81119	Other automotive R&M	645	2 452	13 444	80	44	15	12	8	1	—	—	—	—
811191	Automotive oil change & lubrication shops	113	454	4 508	17	6	6	4	1	—	—	—	—	—
811192	Car washes	347	1 371	6 413	53	35	6	8	4	—	—	—	—	—
811198	All other automotive R&M	185	627	2 523	10	3	3	—	3	1	—	—	—	—
8112	Electronic & precision equipment R&M	344	3 517	16 392	44	32	5	3	2	2	—	—	—	—
81121	Electronic & precision equipment R&M	344	3 517	16 392	44	32	5	3	2	2	—	—	—	—
811212	Computer & office machine R&M	185	2 157	10 161	17	10	3	1	2	1	—	—	—	—
8113	Commercial equipment (exc auto & elec) R&M	194	2 106	9 136	43	31	8	3	1	—	—	—	—	—
81131	Commercial equipment (exc auto & elec) R&M	194	2 106	9 136	43	31	8	3	1	—	—	—	—	—
811310	Commercial equipment (exc auto & elec) R&M	194	2 106	9 136	43	31	8	3	1	—	—	—	—	—
8114	Personal & household goods R&M	321	2 116	10 204	91	70	14	5	2	—	—	—	—	—
81141	Home, garden equipment & appliance R&M	164	1 164	4 932	31	19	6	5	1	—	—	—	—	—

Note: Employment-size classes are indicated as follows: A—0 to 19; B—20 to 99; C—100 to 249; E—250 to 499; F—500 to 999; G—1,000 to 2,499; H—2,500 to 4,999; I—5,000 to 9,999; J—10,000 to 24,999; K—25,000 to 49,999; L—50,000 to 99,999; M—100,000 or more.

**Table 6. Counties—Employees, Payroll, and Establishments by Industry: 1999—Con.**

[Excludes most government employees, railroad employees, and self-employed persons. Size class 1 to 4 includes establishments with payroll, but no employees, during mid-March pay period. (D) denotes figures withheld to avoid disclosing data for individual companies; the data are included in broader industry totals. Detailed industries with 100 or more employees are shown if industry was not a (D). For explanation of terms, abbreviations, and data reliability/comparability, see introductory text]

NAICS code	Industry	Number of employees for week including March 12	Payroll (\$1,000)		Total number of establishments	Number of establishments by employment-size class									
			First quarter	Annual		1 to 4	5 to 9	10 to 19	20 to 49	50 to 99	100 to 249	250 to 499	500 to 999	1,000 or more	
<b>FAIRFIELD—Con.</b>															
<b>81</b>	<b>Other services (except public administration)—Con.</b>														
812	Personal & laundry services .....	5 392	25 685	116 690	935	602	187	99	40	6	1	—	—	—	
8121	Personal care services .....	2 737	11 838	54 266	509	337	98	50	22	1	1	—	—	—	
81211	Hair, nail & skin care services .....	2 396	10 961	50 408	453	297	91	47	17	—	1	—	—	—	
812112	Beauty salons .....	2 126	9 984	46 059	362	222	78	46	15	—	1	—	—	—	
812113	Nail salons .....	181	640	2 886	58	44	12	1	—	—	—	—	—	—	
81219	Other personal care services .....	341	877	3 858	56	40	7	3	5	1	—	—	—	—	
812191	Diet & weight reducing centers .....	157	309	1 364	16	10	1	—	5	—	—	—	—	—	
812199	Other personal care services .....	184	568	2 494	40	30	6	3	—	1	—	—	—	—	
8122	Death care services .....	390	3 358	15 654	72	45	19	6	2	—	—	—	—	—	
81221	Funeral homes .....	253	2 285	11 179	52	36	11	4	1	—	—	—	—	—	
812210	Funeral homes .....	253	2 285	11 179	52	36	11	4	1	—	—	—	—	—	
81222	Cemeteries & crematories .....	137	1 073	4 475	20	9	8	2	1	—	—	—	—	—	
812220	Cemeteries & crematories .....	137	1 073	4 475	20	9	8	2	1	—	—	—	—	—	
8123	Drycleaning & laundry services .....	1 546	6 522	29 702	220	133	45	27	10	5	—	—	—	—	
81231	Coin-operated laundries & drycleaners (C) .....	(D)	(D)	(D)	54	44	9	1	—	—	—	—	—	—	
81232	Drycleaning & laundry services (exc coin-op) .....	1 021	4 160	18 681	153	86	33	26	7	1	—	—	—	—	
812320	Drycleaning & laundry services (exc coin-op) .....	1 021	4 160	18 681	153	86	33	26	7	1	—	—	—	—	
81233	Linen & uniform supply (E) .....	(D)	(D)	(D)	13	3	3	—	3	4	—	—	—	—	
8129	Other personal services .....	719	3 967	17 068	134	87	25	16	6	—	—	—	—	—	
81291	Pet care (except veterinary) services .....	173	1 361	4 951	28	20	3	2	3	—	—	—	—	—	
812910	Pet care (except veterinary) services .....	173	1 361	4 951	28	20	3	2	3	—	—	—	—	—	
81292	Photofinishing .....	279	1 359	6 464	45	25	10	8	2	—	—	—	—	—	
812921	Photofinishing laboratories (except one-hour) .....	129	803	4 002	16	8	4	2	2	—	—	—	—	—	
812922	One-hour photofinishing .....	150	556	2 462	29	17	6	6	—	—	—	—	—	—	
81293	Parking lots & garages .....	185	762	2 927	25	13	7	4	1	—	—	—	—	—	
812930	Parking lots & garages .....	185	762	2 927	25	13	7	4	1	—	—	—	—	—	
813	Religious, grantmaking, civic, prof & like organizations .....	7 766	44 525	191 460	879	510	190	104	51	12	12	—	—	—	
8131	Religious organizations .....	3 870	16 071	65 873	377	151	109	71	35	9	2	—	—	—	
81311	Religious organizations .....	3 870	16 071	65 873	377	151	109	71	35	9	2	—	—	—	
813110	Religious organizations .....	3 870	16 071	65 873	377	151	109	71	35	9	2	—	—	—	
8132	Grantmaking & giving services .....	762	10 197	46 511	67	45	13	3	3	—	3	—	—	—	
81321	Grantmaking & giving services .....	762	10 197	46 511	67	45	13	3	3	—	3	—	—	—	
813211	Grantmaking foundations .....	251	4 342	22 329	39	31	6	1	—	—	1	—	—	—	
813212	Voluntary health organizations .....	160	1 936	8 333	9	3	4	—	1	—	1	—	—	—	
813219	Other grantmaking & giving services .....	351	3 919	15 849	19	11	3	2	2	—	1	—	—	—	
8133	Social advocacy organizations .....	354	2 389	10 717	45	27	8	6	3	1	—	—	—	—	
81331	Social advocacy organizations .....	354	2 389	10 717	45	27	8	6	3	1	—	—	—	—	
813312	Environment & wildlife organizations .....	107	768	3 380	17	10	2	5	—	—	—	—	—	—	
813319	Other social advocacy organizations .....	206	1 396	6 362	24	17	3	—	3	1	—	—	—	—	
8134	Civic & social organizations .....	1 565	4 335	19 767	108	69	19	10	3	1	6	—	—	—	
81341	Civic & social organizations .....	1 565	4 335	19 767	108	69	19	10	3	1	6	—	—	—	
813410	Civic & social organizations .....	1 565	4 335	19 767	108	69	19	10	3	1	6	—	—	—	
8139	Business, labor, political, like organizations .....	1 215	11 533	48 592	282	218	41	14	7	1	—	—	—	—	
81391	Business associations .....	191	2 223	8 946	37	26	5	3	3	—	—	—	—	—	
813910	Business associations .....	191	2 223	8 946	37	26	5	3	3	—	—	—	—	—	
81392	Professional organizations .....	253	4 603	18 200	30	22	5	1	1	—	1	—	—	—	
813920	Professional organizations .....	253	4 603	18 200	30	22	5	1	1	—	1	—	—	—	
81393	Labor unions & similar labor organizations .....	261	1 734	7 958	64	54	5	3	1	1	—	—	—	—	
813930	Labor unions & similar labor organizations .....	261	1 734	7 958	64	54	5	3	1	1	—	—	—	—	
81399	Oth similar organizations (exc business, prof, labor, pol) .....	504	2 938	13 318	147	112	26	7	2	—	—	—	—	—	
813990	Oth similar organizations (exc business, prof, labor, pol) .....	504	2 938	13 318	147	112	26	7	2	—	—	—	—	—	
<b>95</b>	<b>Auxiliaries (exc corporate, subsidiary &amp; regional mgt) .....</b>	<b>3 535</b>	<b>88 547</b>	<b>281 580</b>	<b>64</b>	<b>10</b>	<b>15</b>	<b>10</b>	<b>11</b>	<b>7</b>	<b>7</b>	<b>4</b>	<b>—</b>	<b>—</b>	
<b>99</b>	<b>Unclassified establishments .....</b>	<b>319</b>	<b>1 234</b>	<b>14 024</b>	<b>399</b>	<b>389</b>	<b>7</b>	<b>1</b>	<b>2</b>	<b>—</b>	<b>—</b>	<b>—</b>	<b>—</b>	<b>—</b>	
<b>HARTFORD</b>															
	<b>Total .....</b>	<b>472 171</b>	<b>4 536 451</b>	<b>18 551 853</b>	<b>23 261</b>	<b>11 710</b>	<b>4 749</b>	<b>3 087</b>	<b>2 097</b>	<b>853</b>	<b>549</b>	<b>130</b>	<b>50</b>	<b>36</b>	
<b>11</b>	<b>Forestry, fishing, hunting, and agriculture support .....</b>	<b>19</b>	<b>75</b>	<b>743</b>	<b>11</b>	<b>10</b>	<b>1</b>	<b>—</b>	<b>—</b>	<b>—</b>	<b>—</b>	<b>—</b>	<b>—</b>	<b>—</b>	
<b>21</b>	<b>Mining .....</b>	<b>97</b>	<b>899</b>	<b>5 106</b>	<b>12</b>	<b>7</b>	<b>2</b>	<b>1</b>	<b>2</b>	<b>—</b>	<b>—</b>	<b>—</b>	<b>—</b>	<b>—</b>	
<b>22</b>	<b>Utilities .....</b>	<b>3 645</b>	<b>63 629</b>	<b>230 860</b>	<b>36</b>	<b>9</b>	<b>4</b>	<b>7</b>	<b>6</b>	<b>4</b>	<b>3</b>	<b>2</b>	<b>—</b>	<b>1</b>	
221	Utilities .....	3 645	63 629	230 860	36	9	4	7	6	4	3	2	—	1	
2211	Elec pwr generation, transmnsn & distribution ... (H) .....	(D)	(D)	(D)	21	6	1	3	3	3	1	—	—	1	
22112	Electric pwr transmnsn, control & distribution .. (H) .....	(D)	(D)	(D)	14	1	1	2	2	3	3	1	—	1	
2212	Natural gas distribution .....	(F)	(D)	(D)	7	1	2	1	1	1	—	1	—	—	
22121	Natural gas distribution .....	(F)	(D)	(D)	7	1	2	1	1	1	—	1	—	—	
2213	Water, sewage & other systems .....	(C)	(D)	(D)	8	2	1	3	2	—	—	—	—	—	

Note: Employment-size classes are indicated as follows: A—0 to 19; B—20 to 99; C—100 to 249; E—250 to 499; F—500 to 999; G—1,000 to 2,499; H—2,500 to 4,999; I—5,000 to 9,999; J—10,000 to 24,999; K—25,000 to 49,999; L—50,000 to 99,999; M—100,000 or more.

**Table 6. Counties—Employees, Payroll, and Establishments by Industry: 1999—Con.**

[Excludes most government employees, railroad employees, and self-employed persons. Size class 1 to 4 includes establishments with payroll, but no employees, during mid-March pay period. (D) denotes figures withheld to avoid disclosing data for individual companies; the data are included in broader industry totals. Detailed industries with 100 or more employees are shown if industry was not a (D). For explanation of terms, abbreviations, and data reliability/comparability, see introductory text]

NAICS code	Industry	Number of employees for week including March 12	Payroll (\$1,000)		Total number of establishments	Number of establishments by employment-size class								
			First quarter	Annual		1 to 4	5 to 9	10 to 19	20 to 49	50 to 99	100 to 249	250 to 499	500 to 999	1,000 or more
<b>HARTFORD—Con.</b>														
<b>23</b>	<b>Construction</b>	<b>23 402</b>	<b>203 031</b>	<b>1 027 314</b>	<b>2 208</b>	<b>1 406</b>	<b>389</b>	<b>238</b>	<b>121</b>	<b>38</b>	<b>14</b>	<b>1</b>	<b>—</b>	<b>1</b>
233	Building, developing & general contracting	2 862	29 989	146 159	579	413	93	45	20	7	1	—	—	—
2332	Residential building construction	1 410	10 474	57 495	425	330	63	28	2	2	—	—	—	—
23321	Single-family housing construction	1 328	9 720	52 148	398	309	60	25	2	2	—	—	—	—
233210	Single-family housing construction	1 328	9 720	52 148	398	309	60	25	2	2	—	—	—	—
2333	Nonresidential building construction	1 367	17 292	80 103	122	57	27	14	18	5	1	—	—	—
23331	Mfg & industrial building construction	233	2 438	12 153	26	14	7	1	3	1	—	—	—	—
233310	Mfg & industrial building construction	233	2 438	12 153	26	14	7	1	3	1	—	—	—	—
23332	Commercial & institutional bldg construction	1 134	14 854	67 950	96	43	20	13	15	4	1	—	—	—
233320	Commercial & institutional bldg construction	1 134	14 854	67 950	96	43	20	13	15	4	1	—	—	—
234	Heavy construction	8 889	68 122	367 414	136	58	31	17	21	5	3	—	—	1
2341	Highway, street, bridge & tunnel construction	1 191	12 588	69 413	66	34	11	6	10	3	2	—	—	—
23411	Highway & street construction	920	9 856	53 876	58	34	9	5	6	2	2	—	—	—
234110	Highway & street construction	920	9 856	53 876	58	34	9	5	6	2	2	—	—	—
23412	Bridge & tunnel construction	271	2 732	15 537	8	—	2	1	4	1	—	—	—	—
234120	Bridge & tunnel construction	271	2 732	15 537	8	—	2	1	4	1	—	—	—	—
2349	Other heavy construction	7 698	55 534	298 001	70	24	20	11	11	2	1	—	—	1
23491	Water, sewer & pipeline construction	322	3 347	22 491	26	8	11	1	4	2	—	—	—	—
234910	Water, sewer & pipeline construction	322	3 347	22 491	26	8	11	1	4	2	—	—	—	—
23493	Industrial nonbuilding structure construction	(I)	(D)	(D)	4	1	—	—	1	—	1	—	—	1
23499	All other heavy construction	301	2 595	15 287	32	12	7	8	5	—	—	—	—	—
234990	All other heavy construction	301	2 595	15 287	32	12	7	8	5	—	—	—	—	—
235	Special trade contractors	11 651	104 920	513 741	1 493	935	265	176	80	26	10	1	—	—
2351	Plumbing, heating & AC contractor	2 606	24 179	111 671	304	175	53	48	17	10	1	—	—	—
23511	Plumbing, heating & AC contractor	2 606	24 179	111 671	304	175	53	48	17	10	1	—	—	—
235110	Plumbing, heating & AC contractor	2 606	24 179	111 671	304	175	53	48	17	10	1	—	—	—
2352	Painting & wall covering contractors	595	4 437	21 481	142	103	24	11	4	—	—	—	—	—
23521	Painting & wall covering contractors	595	4 437	21 481	142	103	24	11	4	—	—	—	—	—
235210	Painting & wall covering contractors	595	4 437	21 481	142	103	24	11	4	—	—	—	—	—
2353	Electrical contractors	2 112	19 787	90 941	234	136	47	31	13	4	3	—	—	—
23531	Electrical contractors	2 112	19 787	90 941	234	136	47	31	13	4	3	—	—	—
235310	Electrical contractors	2 112	19 787	90 941	234	136	47	31	13	4	3	—	—	—
2354	Masonry, drywall, insulation, tile contractors	1 417	12 727	56 532	156	101	15	12	5	5	2	—	—	—
23541	Masonry & stone contractors	700	5 866	22 993	89	62	9	10	6	—	2	—	—	—
235410	Masonry & stone contractors	700	5 866	22 993	89	62	9	10	6	—	2	—	—	—
23542	Drywall, acoustical & insulation contractors	694	6 727	32 665	58	32	10	5	6	5	—	—	—	—
235420	Drywall, acoustical & insulation contractors	694	6 727	32 665	58	32	10	5	6	5	—	—	—	—
2355	Carpentry & floor contractors	1 139	8 130	35 807	185	136	23	17	7	1	1	—	—	—
23551	Carpentry contractors	821	5 913	24 770	131	99	16	10	5	—	1	—	—	—
235510	Carpentry contractors	821	5 913	24 770	131	99	16	10	5	—	1	—	—	—
23552	Floor laying & other floor contractors	318	2 217	11 037	54	37	7	7	2	1	—	—	—	—
235520	Floor laying & other floor contractors	318	2 217	11 037	54	37	7	7	2	1	—	—	—	—
2356	Roofing, siding, & sheet metal contractors	881	8 803	43 274	119	71	23	17	7	—	1	—	—	—
23561	Roofing, siding, & sheet metal contractors	881	8 803	43 274	119	71	23	17	7	—	1	—	—	—
235610	Roofing, siding, & sheet metal contractors	881	8 803	43 274	119	71	23	17	7	—	1	—	—	—
2357	Concrete contractors	(E)	(D)	(D)	82	58	18	2	2	—	—	—	—	—
23571	Concrete contractors	(E)	(D)	(D)	82	58	18	2	2	—	—	—	—	—
2359	Other special trade contractors	2 514	24 133	136 874	269	154	55	35	18	4	2	1	—	—
23591	Structural steel erection contractors	964	10 240	64 070	26	8	6	2	6	1	2	1	—	—
235910	Structural steel erection contractors	964	10 240	64 070	26	8	6	2	6	1	2	1	—	—
23592	Glass & glazing contractors	(C)	(D)	(D)	26	18	4	4	—	—	—	—	—	—
23593	Excavation contractors	369	2 524	15 775	78	49	15	12	2	—	—	—	—	—
235930	Excavation contractors	369	2 524	15 775	78	49	15	12	2	—	—	—	—	—
23595	Bldg equip & oth mach installation contractor	363	5 809	24 945	18	8	3	2	3	2	—	—	—	—
235950	Bldg equip & oth mach installation contractor	363	5 809	24 945	18	8	3	2	3	2	—	—	—	—
23599	All other special trade contractors	640	4 273	26 203	110	66	24	12	7	1	—	—	—	—
235990	All other special trade contractors	640	4 273	26 203	110	66	24	12	7	1	—	—	—	—
<b>31-33</b>	<b>Manufacturing</b>	<b>70 243</b>	<b>788 355</b>	<b>3 309 040</b>	<b>1 555</b>	<b>470</b>	<b>277</b>	<b>265</b>	<b>272</b>	<b>134</b>	<b>98</b>	<b>23</b>	<b>12</b>	<b>4</b>
311	Food mfg	2 131	12 532	55 753	87	23	20	18	16	6	4	—	—	—
3115	Dairy product mfg	582	4 617	22 684	8	3	1	—	—	1	3	—	—	—
31151	Dairy product (exc frozen) mfg	(E)	(D)	(D)	4	1	—	—	—	1	2	—	—	—
31152	Ice cream & frozen dessert mfg	(C)	(D)	(D)	4	2	1	—	—	—	1	—	—	—
3116	Animal slaughtering & processing	467	3 452	14 102	14	5	1	3	4	—	1	—	—	—
31161	Animal slaughtering & processing	467	3 452	14 102	14	5	1	3	4	—	1	—	—	—
3118	Bakeries & tortilla mfg	842	2 999	12 704	51	12	15	12	8	4	—	—	—	—
31181	Bread & bakery product mfg	(F)	(D)	(D)	50	12	14	12	8	4	—	—	—	—
311811	Retail bakeries	473	1 320	5 759	37	11	11	8	6	1	—	—	—	—
3119	Other food mfg	(C)	(D)	(D)	6	3	—	1	2	—	—	—	—	—
312	Beverage & tobacco product mfg	222	2 114	9 065	7	2	—	2	2	—	1	—	—	—
3121	Beverage mfg	(C)	(D)	(D)	6	2	—	2	1	—	1	—	—	—
31211	Soft drink & ice mfg	(C)	(D)	(D)	5	1	—	2	1	—	1	—	—	—
313	Textile mills	(F)	(D)	(D)	5	3	—	—	—	1	—	—	—	1
3132	Fabric mills	(F)	(D)	(D)	3	1	—	—	—	1	—	—	—	1
31323	Nonwoven fabric mills	(F)	(D)	(D)	1	—	—	—	—	—	—	—	—	1
314	Textile product mills	(E)	(D)	(D)	13	4	2	1	3	3	—	—	—	—
3141	Textile furnishings mills	229	1 014	4 070	7	2	1	—	1	3	—	—	—	—
31412	Curtain & linen mills	(C)	(D)	(D)	6	1	1	—	1	3	—	—	—	—
315	Apparel manufacturing	(C)	(D)	(D)	17	11	2	1	2	1	—	—	—	—
3152	Cut & sew apparel mfg	(C)	(D)	(D)	11	6	1	1	2	1	—	—	—	—

Note: Employment-size classes are indicated as follows: A—0 to 19; B—20 to 99; C—100 to 249; E—250 to 499; F—500 to 999; G—1,000 to 2,499; H—2,500 to 4,999; I—5,000 to 9,999; J—10,000 to 24,999; K—25,000 to 49,999; L—50,000 to 99,999; M—100,000 or more.

**Table 6. Counties—Employees, Payroll, and Establishments by Industry: 1999—Con.**

[Excludes most government employees, railroad employees, and self-employed persons. Size class 1 to 4 includes establishments with payroll, but no employees, during mid-March pay period. (D) denotes figures withheld to avoid disclosing data for individual companies; the data are included in broader industry totals. Detailed industries with 100 or more employees are shown if industry was not a (D). For explanation of terms, abbreviations, and data reliability/comparability, see introductory text]

NAICS code	Industry	Number of employees for week including March 12	Payroll (\$1,000)		Total number of establishments	Number of establishments by employment-size class								
			First quarter	Annual		1 to 4	5 to 9	10 to 19	20 to 49	50 to 99	100 to 249	250 to 499	500 to 999	1,000 or more
<b>HARTFORD—Con.</b>														
<b>31-33 Manufacturing—Con.</b>														
321	Wood product mfg .....	451	3 970	15 909	20	9	3	5	—	1	2	—	—	—
3219	Other wood product mfg .....	422	3 790	15 132	17	8	3	3	—	1	2	—	—	—
32191	Millwork .....	257	2 650	10 180	7	2	2	1	—	1	1	—	—	—
32199	All other wood product mfg .....	(C)	(D)	(D)	5	4	—	—	—	—	1	—	—	—
322	Paper mfg .....	939	9 055	39 867	18	5	2	2	3	2	4	—	—	—
3221	Pulp, paper & paperboard mills .....	249	2 380	10 468	3	—	—	—	1	1	1	—	—	—
32212	Paper mills .....	(C)	(D)	(D)	2	—	—	—	1	—	1	—	—	—
3222	Converted paper product mfg .....	690	6 675	29 399	15	5	2	2	2	1	3	—	—	—
32221	Paperboard container mfg .....	(E)	(D)	(D)	8	1	1	2	2	1	1	—	—	—
32222	Paper bag & coated & treated paper mfg .....	(C)	(D)	(D)	4	3	—	—	—	—	1	—	—	—
32223	Stationery product mfg .....	(C)	(D)	(D)	1	—	—	—	—	—	1	—	—	—
323	Printing & related support activities .....	4 281	42 558	173 182	172	66	38	22	27	6	11	1	1	—
3231	Printing & related support activities .....	4 281	42 558	173 182	172	66	38	22	27	6	11	1	1	—
32311	Printing .....	4 039	40 466	164 750	158	62	34	21	23	5	11	1	1	—
323110	Commercial lithographic printing .....	2 467	27 362	108 399	81	29	11	14	13	4	9	1	—	—
323113	Commercial screen printing .....	345	3 175	12 528	10	2	3	2	1	—	2	—	—	—
323114	Quick printing .....	930	7 608	32 787	46	25	14	2	4	—	—	—	1	—
323119	Other commercial printing .....	133	735	2 679	13	4	6	1	2	—	—	—	—	—
32312	Printing support activities .....	242	2 092	8 432	14	4	4	1	4	1	—	—	—	—
324	Petroleum & coal products mfg .....	(C)	(D)	(D)	6	2	2	—	1	1	—	—	—	—
3241	Petroleum & coal products mfg .....	(C)	(D)	(D)	6	2	2	—	1	1	—	—	—	—
32412	Asphalt paving, roofing & saturated mat mfg ..	(C)	(D)	(D)	6	2	2	—	1	1	—	—	—	—
325	Chemical mfg .....	1 413	16 725	64 818	25	6	6	2	4	5	1	—	1	—
3252	Resin, syn rubber, artf & syn fibers, fil mfg .....	(E)	(D)	(D)	4	1	—	—	—	2	1	—	—	—
32521	Resin & synthetic rubber mfg .....	(E)	(D)	(D)	3	1	—	—	—	1	1	—	—	—
3255	Paint, coating & adhesive mfg .....	(C)	(D)	(D)	8	1	3	1	1	2	—	—	—	—
32551	Paint & coating mfg .....	(C)	(D)	(D)	5	1	1	1	1	1	—	—	—	—
3259	Other chemical product & preparation mfg .....	829	10 006	36 860	5	—	1	1	1	1	—	—	1	—
32592	Explosives mfg .....	(F)	(D)	(D)	1	—	—	—	—	—	—	—	1	—
326	Plastics & rubber products mfg .....	1 709	13 636	62 670	60	13	9	15	11	9	3	—	—	—
3261	Plastics product mfg .....	1 404	11 090	52 511	51	12	7	13	8	9	2	—	—	—
32611	Unsupported plastics film, sheet, & bag mfg ..	331	3 412	16 061	13	3	2	3	3	2	—	—	—	—
32619	Other plastics product mfg .....	895	6 182	28 659	30	6	4	9	3	6	2	—	—	—
3262	Rubber product mfg .....	305	2 546	10 159	9	1	2	2	3	—	1	—	—	—
32622	Rubber & plastics hoses & belting mfg .....	(C)	(D)	(D)	1	—	—	—	—	—	1	—	—	—
32629	Other rubber product mfg .....	(C)	(D)	(D)	6	—	1	2	3	—	—	—	—	—
327	Nonmetallic mineral product mfg .....	537	4 982	24 373	28	11	3	4	7	3	—	—	—	—
3271	Clay product & refractory mfg .....	(C)	(D)	(D)	3	1	—	—	—	2	—	—	—	—
3273	Cement & concrete product mfg .....	284	2 455	14 250	14	4	3	2	4	1	—	—	—	—
32739	Other concrete product mfg .....	159	1 400	6 602	4	1	—	—	2	1	—	—	—	—
327390	Other concrete product mfg .....	159	1 400	6 602	4	1	—	—	2	1	—	—	—	—
3279	Other nonmetallic mineral product mfg .....	(C)	(D)	(D)	8	4	—	1	3	—	—	—	—	—
331	Primary metal mfg .....	1 090	8 442	41 080	27	8	1	4	8	2	4	—	—	—
3312	Steel product mfg from purchased steel .....	433	4 288	20 176	6	1	—	1	2	—	2	—	—	—
33122	Rolling & drawing of purchased steel .....	433	4 288	20 176	6	1	—	1	2	—	2	—	—	—
3313	Alumina & aluminum production & processing ..	(C)	(D)	(D)	1	—	—	—	—	—	1	—	—	—
33131	Alumina & aluminum production & processing ..	(C)	(D)	(D)	1	—	—	—	—	—	1	—	—	—
3315	Foundries .....	491	2 949	14 364	12	1	1	1	6	2	1	—	—	—
33151	Ferrous metal foundries .....	(C)	(D)	(D)	4	1	1	—	1	—	1	—	—	—
33152	Nonferrous metal foundries .....	(E)	(D)	(D)	8	—	—	1	5	2	—	—	—	—
331522	Nonferrous (exc alum) die-casting foundries .....	163	993	4 483	4	—	—	1	2	1	—	—	—	—
332	Fabricated metal product mfg .....	16 775	157 700	703 188	518	141	96	92	110	41	27	9	2	—
3321	Forging & stamping .....	1 586	18 958	82 509	31	4	4	5	11	1	5	1	—	—
33211	Forging & stamping .....	1 586	18 958	82 509	31	4	4	5	11	1	5	1	—	—
332116	Metal stamping .....	912	8 523	35 656	22	4	3	3	9	1	1	1	—	—
3322	Cutlery & handtool mfg .....	945	10 287	45 319	17	3	4	4	2	1	2	1	—	—
33221	Cutlery & handtool mfg .....	945	10 287	45 319	17	3	4	4	2	1	2	1	—	—
3323	Architectural & structural metals mfg .....	1 573	13 314	54 598	50	16	10	9	8	2	3	2	—	—
33231	Plate work & fabricated structural prod mfg ..	847	7 713	25 451	22	8	3	4	3	—	3	1	—	—
332312	Fabricated structural metal mfg .....	744	7 038	22 306	15	5	2	3	1	—	3	1	—	—
33232	Ornamental & architectural metal prod mfg ..	726	5 601	29 147	28	8	7	5	5	2	—	1	—	—
332322	Sheet metal work mfg .....	240	2 297	11 175	18	5	4	5	3	1	—	—	—	—
3324	Boiler, tank & shipping container mfg .....	453	5 674	23 275	6	2	1	—	1	1	—	1	—	—
33241	Power boiler & heat exchanger mfg .....	(C)	(D)	(D)	2	—	—	—	1	1	—	—	—	—
33242	Metal tank (heavy gauge) mfg .....	(E)	(D)	(D)	3	2	—	—	—	—	—	1	—	—
3325	Hardware mfg .....	1 442	12 089	60 646	12	—	3	—	5	1	1	1	1	—
33251	Hardware mfg .....	1 442	12 089	60 646	12	—	3	—	5	1	1	1	1	—
332510	Hardware mfg .....	1 442	12 089	60 646	12	—	3	—	5	1	1	1	1	—
3326	Spring & wire product mfg .....	1 563	15 427	69 318	40	9	4	4	14	6	2	1	—	—
33261	Spring & wire product mfg .....	1 563	15 427	69 318	40	9	4	4	14	6	2	1	—	—
332612	Spring (light gauge) mfg .....	965	8 426	39 370	23	5	2	1	9	5	—	1	—	—
3327	Mach shops, turn prod, screw, nut, bolt mfg ..	4 515	40 660	187 515	246	87	52	44	42	15	4	2	—	—
33271	Machine shops .....	2 328	21 228	95 043	179	72	39	33	24	9	2	—	—	—
332710	Machine shops .....	2 328	21 228	95 043	179	72	39	33	24	9	2	—	—	—
33272	Turned product & screw, nut & bolt mfg .....	2 187	19 432	92 472	67	15	13	11	18	6	2	2	—	—
332721	Precision turned product mfg .....	1 636	15 128	72 118	57	13	12	10	13	6	2	1	—	—
332722	Bolt, nut, screw, rivet & washer mfg .....	551	4 304	20 354	10	2	1	1	5	—	—	1	—	—

Note: Employment-size classes are indicated as follows: A—0 to 19; B—20 to 99; C—100 to 249; E—250 to 499; F—500 to 999; G—1,000 to 2,499; H—2,500 to 4,999; I—5,000 to 9,999; J—10,000 to 24,999; K—25,000 to 49,999; L—50,000 to 99,999; M—100,000 or more.



**Table 6. Counties—Employees, Payroll, and Establishments by Industry: 1999—Con.**

[Excludes most government employees, railroad employees, and self-employed persons. Size class 1 to 4 includes establishments with payroll, but no employees, during mid-March pay period. (D) denotes figures withheld to avoid disclosing data for individual companies; the data are included in broader industry totals. Detailed industries with 100 or more employees are shown if industry was not a (D). For explanation of terms, abbreviations, and data reliability/comparability, see introductory text]

NAICS code	Industry	Number of employees for week including March 12	Payroll (\$1,000)		Total number of establishments	Number of establishments by employment-size class									
			First quarter	Annual		1 to 4	5 to 9	10 to 19	20 to 49	50 to 99	100 to 249	250 to 499	500 to 999	1,000 or more	
<b>HARTFORD—Con.</b>															
<b>31-33 Manufacturing—Con.</b>															
337	Furniture & related product mfg—Con.														
3379	Other furniture related product mfg	223	1 695	9 826	5	1	1	1	—	1	1	—	—	—	
33791	Matress mfg	(C)	(D)	(D)	3	—	1	—	—	1	1	—	—	—	
339	Miscellaneous mfg	3 429	27 603	118 876	109	52	17	15	13	8	2	1	—	1	
3391	Medical equipment & supplies mfg	1 010	9 609	43 182	45	24	6	5	4	4	1	1	—	—	
33911	Medical equipment & supplies mfg	1 010	9 609	43 182	45	24	6	5	4	4	1	1	—	—	
339112	Surgical & medical instrument mfg	531	6 419	25 329	8	—	3	—	2	2	—	1	—	—	
339113	Surgical appliance & supplies mfg	110	940	6 119	3	—	—	1	1	1	—	—	—	—	
339114	Dental equipment & supplies mfg	231	1 469	7 738	7	3	1	1	—	1	1	—	—	—	
3399	Other miscellaneous mfg	2 419	17 994	75 694	64	28	11	10	9	4	1	—	—	1	
33993	Doll, toy & game mfg	(G)	(D)	(D)	7	3	—	1	1	1	—	—	—	1	
33994	Office supplies (exc paper) mfg	(C)	(D)	(D)	9	2	1	3	2	1	—	—	—	—	
33995	Sign mfg	128	1 176	4 686	20	12	5	2	1	—	—	—	—	—	
339950	Sign mfg	128	1 176	4 686	20	12	5	2	1	—	—	—	—	—	
33999	All other misc mfg	528	2 792	11 052	20	5	3	4	5	2	1	—	—	—	
339991	Gasket, packing & sealing device mfg	188	1 332	4 713	6	1	—	2	2	—	1	—	—	—	
339999	All other miscellaneous mfg	245	1 011	4 287	9	1	3	2	1	2	—	—	—	—	
<b>42</b>	<b>Wholesale trade</b>	<b>24 360</b>	<b>269 578</b>	<b>1 148 478</b>	<b>1 351</b>	<b>606</b>	<b>279</b>	<b>192</b>	<b>168</b>	<b>57</b>	<b>38</b>	<b>10</b>	<b>1</b>	<b>—</b>	
421	Wholesale trade, durable goods	15 632	184 882	792 155	985	430	219	142	127	42	22	2	1	—	
4211	Motor vehicle, motor vehicle pt & supply whsle	1 379	9 157	53 629	69	22	20	11	7	7	2	—	—	—	
42111	Automobile & other motor vehicle whsle	828	5 585	35 955	22	5	5	3	2	5	2	—	—	—	
421110	Automobile & other motor vehicle whsle	828	5 585	35 955	22	5	5	3	2	5	2	—	—	—	
42112	Motor vehicle supplies & new parts whsle	382	2 542	12 695	27	8	10	4	3	2	—	—	—	—	
421120	Motor vehicle supplies & new parts whsle	382	2 542	12 695	27	8	10	4	3	2	—	—	—	—	
4212	Furniture & home furnishing whsle	909	9 540	42 255	31	14	4	2	10	—	—	1	—	—	
42121	Furniture whsle	794	8 623	36 858	19	8	1	1	8	—	—	1	—	—	
421210	Furniture whsle	794	8 623	36 858	19	8	1	1	8	—	—	1	—	—	
42122	Home furnishing whsle	115	917	5 397	12	6	3	1	2	—	—	—	—	—	
421220	Home furnishing whsle	115	917	5 397	12	6	3	1	2	—	—	—	—	—	
4213	Lumber & other construction materials whsle	989	10 207	40 372	51	13	14	8	13	1	2	—	—	—	
42131	Lumber, plywood, millwork & wood panel whsle	446	4 195	18 497	24	5	6	6	6	—	1	—	—	—	
421310	Lumber, plywood, millwork & wood panel whsle	446	4 195	18 497	24	5	6	6	6	—	1	—	—	—	
42133	Roofing, siding & insulation material whsle	(C)	(D)	(D)	5	1	2	—	1	—	1	—	—	—	
42139	Other construction material whsle	239	2 830	10 827	13	5	1	2	4	1	—	—	—	—	
421390	Other construction material whsle	239	2 830	10 827	13	5	1	2	4	1	—	—	—	—	
4214	Professional & commercial equip & supp whsle	3 384	49 903	209 398	180	71	35	25	32	12	5	—	—	—	
42141	Photographic equipment & supplies whsle	145	2 044	8 802	10	4	2	1	2	1	—	—	—	—	
421410	Photographic equipment & supplies whsle	145	2 044	8 802	10	4	2	1	2	1	—	—	—	—	
42142	Office equipment whsle	745	9 536	35 540	34	9	7	7	8	2	1	—	—	—	
421420	Office equipment whsle	745	9 536	35 540	34	9	7	7	8	2	1	—	—	—	
42143	Computer & peripheral equip & software whsle	1 458	28 878	124 298	76	32	16	11	10	4	3	—	—	—	
421430	Computer & peripheral equip & software whsle	1 458	28 878	124 298	76	32	16	11	10	4	3	—	—	—	
42145	Medical, dental, hospital equip & supp whsle	487	5 143	21 676	27	11	5	2	6	3	—	—	—	—	
421450	Medical, dental, hospital equip & supp whsle	487	5 143	21 676	27	11	5	2	6	3	—	—	—	—	
42146	Ophthalmic goods whsle	146	991	4 901	5	1	1	—	2	1	—	—	—	—	
421460	Ophthalmic goods whsle	146	991	4 901	5	1	1	—	2	1	—	—	—	—	
42149	Oth professional equipment & supplies whsle	350	2 822	12 435	15	5	2	2	4	1	1	—	—	—	
421490	Oth professional equipment & supplies whsle	350	2 822	12 435	15	5	2	2	4	1	1	—	—	—	
4215	Metal & mineral (except petroleum) whsle	717	6 676	33 208	55	26	9	12	4	3	1	—	—	—	
42151	Metal service centers & offices whsle	(F)	(D)	(D)	54	25	9	12	4	3	1	—	—	—	
4216	Electrical goods whsle	3 069	44 935	172 042	144	67	28	23	13	5	6	1	—	—	
42161	Elec equip, wiring supp, const material whsle	1 505	25 264	92 617	67	27	15	12	8	2	2	—	—	—	
421610	Elec equip, wiring supp, const material whsle	1 505	25 264	92 617	67	27	15	12	8	2	2	—	—	—	
42169	Other electronic parts & equipment whsle	1 510	19 085	77 025	70	38	11	8	5	3	4	1	—	—	
421690	Other electronic parts & equipment whsle	1 510	19 085	77 025	70	38	11	8	5	3	4	1	—	—	
4217	Hardware, plumb & heating equip & sup whsle	1 019	9 970	47 205	86	32	20	19	11	4	—	—	—	—	
42171	Hardware whsle	594	5 432	25 437	37	12	6	10	6	3	—	—	—	—	
421710	Hardware whsle	594	5 432	25 437	37	12	6	10	6	3	—	—	—	—	
42172	Plumbing & heating equipment & supplies whsle	189	1 638	8 147	20	7	5	5	3	—	—	—	—	—	
421720	Plumbing & heating equipment & supplies whsle	189	1 638	8 147	20	7	5	5	3	—	—	—	—	—	
42173	Warm air heating & AC equip & supplies whsle	197	2 622	12 182	21	8	8	2	2	1	—	—	—	—	
421730	Warm air heating & AC equip & supplies whsle	197	2 622	12 182	21	8	8	2	2	1	—	—	—	—	
4218	Machinery, equipment & supplies whsle	3 321	38 034	166 527	288	139	76	36	23	9	5	—	—	—	
42181	Const & mining (exc petroleum) equip whsle	390	3 841	17 292	19	5	4	4	4	1	1	—	—	—	
421810	Const & mining (exc petroleum) equip whsle	390	3 841	17 292	19	5	4	4	4	1	1	—	—	—	
42182	Farm & garden machinery & equipment whsle	319	2 665	14 343	4	1	—	—	1	1	1	—	—	—	
421820	Farm & garden machinery & equipment whsle	319	2 665	14 343	4	1	—	—	1	1	1	—	—	—	
42183	Industrial machinery & equipment whsle	1 833	22 565	95 631	178	91	43	23	14	5	2	—	—	—	
421830	Industrial machinery & equipment whsle	1 833	22 565	95 631	178	91	43	23	14	5	2	—	—	—	
42184	Industrial supplies whsle	345	4 103	17 168	45	18	18	6	3	—	—	—	—	—	
421840	Industrial supplies whsle	345	4 103	17 168	45	18	18	6	3	—	—	—	—	—	
42185	Service establishment equip & supplies whsle	234	1 880	8 280	16	9	5	—	—	1	1	—	—	—	
421850	Service establishment equip & supplies whsle	234	1 880	8 280	16	9	5	—	—	1	1	—	—	—	

Note: Employment-size classes are indicated as follows: A—0 to 19; B—20 to 99; C—100 to 249; E—250 to 499; F—500 to 999; G—1,000 to 2,499; H—2,500 to 4,999; I—5,000 to 9,999; J—10,000 to 24,999; K—25,000 to 49,999; L—50,000 to 99,999; M—100,000 or more.







**Table 6. Counties—Employees, Payroll, and Establishments by Industry: 1999—Con.**

[Excludes most government employees, railroad employees, and self-employed persons. Size class 1 to 4 includes establishments with payroll, but no employees, during mid-March pay period. (D) denotes figures withheld to avoid disclosing data for individual companies; the data are included in broader industry totals. Detailed industries with 100 or more employees are shown if industry was not a (D). For explanation of terms, abbreviations, and data reliability/comparability, see introductory text]

NAICS code	Industry	Number of employees for week including March 12	Payroll (\$1,000)		Total number of establishments	Number of establishments by employment-size class									
			First quarter	Annual		1 to 4	5 to 9	10 to 19	20 to 49	50 to 99	100 to 249	250 to 499	500 to 999	1,000 or more	
<b>HARTFORD—Con.</b>															
<b>44-45 Retail trade—Con.</b>															
452	General merchandise stores	6 713	21 593	90 788	84	18	11	7	4	22	16	5	1	—	
4521	Department stores	5 535	17 530	76 565	39	2	—	—	—	20	11	5	1	—	
45211	Department stores	5 535	17 530	76 565	39	2	—	—	—	20	11	5	1	—	
452110	Department stores	5 535	17 530	76 565	39	2	—	—	—	20	11	5	1	—	
4529	Other general merchandise stores	1 178	4 063	14 223	45	16	11	7	4	2	5	—	—	—	
45291	Warehouse clubs & superstores	(E)	(D)	(D)	5	—	—	—	—	—	3	—	—	—	
45299	All other general merchandise stores	(F)	(D)	(D)	40	14	11	7	4	2	2	—	—	—	
453	Miscellaneous store retailers	2 346	7 627	35 694	350	188	86	51	23	2	—	—	—	—	
4531	Florists	412	1 263	5 682	75	37	26	11	1	—	—	—	—	—	
45311	Florists	412	1 263	5 682	75	37	26	11	1	—	—	—	—	—	
453110	Florists	412	1 263	5 682	75	37	26	11	1	—	—	—	—	—	
4532	Office supplies, stationery & gift stores	1 077	3 507	16 226	102	40	26	16	18	2	—	—	—	—	
45321	Office supplies & stationery stores	482	2 119	10 122	23	4	4	2	12	1	—	—	—	—	
453210	Office supplies & stationery stores	482	2 119	10 122	23	4	4	2	12	1	—	—	—	—	
45322	Gift, novelty & souvenir stores	595	1 388	6 104	79	36	22	14	6	1	—	—	—	—	
453220	Gift, novelty & souvenir stores	595	1 388	6 104	79	36	22	14	6	1	—	—	—	—	
4533	Used merchandise stores	170	496	2 399	43	31	10	2	—	—	—	—	—	—	
45331	Used merchandise stores	170	496	2 399	43	31	10	2	—	—	—	—	—	—	
453310	Used merchandise stores	170	496	2 399	43	31	10	2	—	—	—	—	—	—	
4539	Other miscellaneous store retailers	687	2 361	11 387	130	80	24	22	4	—	—	—	—	—	
45391	Pet & pet supplies stores	275	776	3 340	30	11	6	10	3	—	—	—	—	—	
453910	Pet & pet supplies stores	275	776	3 340	30	11	6	10	3	—	—	—	—	—	
45399	All other miscellaneous store retailers	386	1 411	7 528	83	53	17	12	1	—	—	—	—	—	
453998	All other misc store retailers (exc tobacco)	365	1 320	7 115	74	46	15	12	1	—	—	—	—	—	
454	Nonstore retailers	3 279	22 803	97 416	181	78	49	34	10	6	3	—	—	1	
4541	Electronic shopping & mail-order houses	1 823	11 567	50 406	28	12	7	3	—	3	2	—	—	1	
45411	Electronic shopping & mail-order houses	1 823	11 567	50 406	28	12	7	3	—	3	2	—	—	1	
454110	Electronic shopping & mail-order houses	1 823	11 567	50 406	28	12	7	3	—	3	2	—	—	1	
4542	Vending machine operators	160	895	3 861	22	13	5	3	—	1	—	—	—	—	
45421	Vending machine operators	160	895	3 861	22	13	5	3	—	1	—	—	—	—	
454210	Vending machine operators	160	895	3 861	22	13	5	3	—	1	—	—	—	—	
4543	Direct selling establishments	1 296	10 341	43 149	131	53	37	28	10	2	1	—	—	—	
45431	Fuel dealers	964	8 663	35 147	92	34	25	24	7	1	1	—	—	—	
454311	Heating oil dealers	756	6 666	26 837	75	28	20	22	3	1	1	—	—	—	
45439	Other direct selling establishments	332	1 678	8 002	39	19	12	4	3	1	—	—	—	—	
454390	Other direct selling establishments	332	1 678	8 002	39	19	12	4	3	1	—	—	—	—	
<b>48-49</b>	<b>Transportation &amp; warehousing</b>	<b>13 809</b>	<b>97 782</b>	<b>417 935</b>	<b>412</b>	<b>187</b>	<b>57</b>	<b>63</b>	<b>53</b>	<b>31</b>	<b>18</b>	<b>1</b>	<b>1</b>	<b>1</b>	
481	Air transportation	801	6 493	26 683	16	5	1	2	4	1	3	—	—	—	
4811	Scheduled air transportation	793	6 394	26 171	13	2	1	2	4	1	3	—	—	—	
48111	Scheduled air transportation	793	6 394	26 171	13	2	1	2	4	1	3	—	—	—	
484	Truck transportation	2 190	17 234	80 969	175	97	23	24	18	11	2	—	—	—	
4841	General freight trucking	1 099	9 025	39 883	70	40	7	6	9	6	2	—	—	—	
48411	General freight trucking, local	346	2 496	11 393	36	27	3	1	3	1	1	—	—	—	
484110	General freight trucking, local	346	2 496	11 393	36	27	3	1	3	1	1	—	—	—	
48412	General freight trucking, long-distance	753	6 529	28 490	34	13	4	5	6	5	1	—	—	—	
484121	General freight trucking, long-distance, TL	348	2 697	11 829	21	9	3	4	2	3	—	—	—	—	
484122	General freight trucking, long-distance, LTL	405	3 832	16 661	13	4	1	1	4	2	1	—	—	—	
4842	Specialized freight trucking	1 091	8 209	41 086	105	57	16	18	9	5	—	—	—	—	
48421	Used household & office goods moving	591	4 238	21 261	35	11	5	10	6	3	—	—	—	—	
484210	Used household & office goods moving	591	4 238	21 261	35	11	5	10	6	3	—	—	—	—	
48422	Specialized freight (exc used) trucking, local	298	2 114	11 572	48	35	6	4	2	1	—	—	—	—	
484220	Specialized freight (exc used) trucking, local	298	2 114	11 572	48	35	6	4	2	1	—	—	—	—	
48423	Specialized freight (exc used) trucking, LDist	202	1 857	8 253	22	11	5	4	1	1	—	—	—	—	
484230	Specialized freight (exc used) trucking, LDist	202	1 857	8 253	22	11	5	4	1	1	—	—	—	—	
485	Transit & ground passenger transportation	3 426	18 778	81 459	69	16	9	10	14	13	5	1	1	—	
4851	Urban transit systems	(F)	(D)	(D)	4	—	1	1	—	1	—	—	1	—	
48511	Urban transit systems	(F)	(D)	(D)	4	—	1	1	—	1	—	—	1	—	
4853	Taxi & limousine service	(E)	(D)	(D)	20	9	4	2	4	1	—	—	—	—	
48532	Limousine service	(C)	(D)	(D)	13	4	3	2	3	1	—	—	—	—	
4854	School & employee bus transportation	1 636	5 728	24 651	29	4	2	3	8	8	3	1	—	—	
48541	School & employee bus transportation	1 636	5 728	24 651	29	4	2	3	8	8	3	1	—	—	
485410	School & employee bus transportation	1 636	5 728	24 651	29	4	2	3	8	8	3	1	—	—	
4855	Charter bus industry	295	2 175	10 501	4	—	1	—	1	—	2	—	—	—	
48551	Charter bus industry	295	2 175	10 501	4	—	1	—	1	—	2	—	—	—	
485510	Charter bus industry	295	2 175	10 501	4	—	1	—	1	—	2	—	—	—	
4859	Oth transit & ground passenger transportation	(E)	(D)	(D)	11	3	1	3	1	3	—	—	—	—	
48599	Oth transit & ground passenger transportation	(E)	(D)	(D)	11	3	1	3	1	3	—	—	—	—	
485991	Special needs transportation	249	1 080	5 259	7	1	—	3	—	3	—	—	—	—	
488	Transportation support activities	1 344	11 314	45 018	83	36	17	15	10	2	3	—	—	—	
4881	Air transportation support activities	859	6 053	23 990	18	3	1	5	5	1	3	—	—	—	
48811	Airport operations	562	2 891	11 528	12	1	—	4	5	—	2	—	—	—	
48819	Other air transportation support activities	297	3 162	12 462	6	2	1	1	—	1	1	—	—	—	
488190	Other air transportation support activities	297	3 162	12 462	6	2	1	1	—	1	1	—	—	—	
4885	Freight transportation arrangement	388	4 753	18 834	49	25	12	6	5	1	—	—	—	—	
48851	Freight transportation arrangement	388	4 753	18 834	49	25	12	6	5	1	—	—	—	—	
488510	Freight transportation arrangement	388	4 753	18 834	49	25	12	6	5	1	—	—	—	—	

Note: Employment-size classes are indicated as follows: A—0 to 19; B—20 to 99; C—100 to 249; E—250 to 499; F—500 to 999; G—1,000 to 2,499; H—2,500 to 4,999; I—5,000 to 9,999; J—10,000 to 24,999; K—25,000 to 49,999; L—50,000 to 99,999; M—100,000 or more.



**Table 6. Counties—Employees, Payroll, and Establishments by Industry: 1999—Con.**

[Excludes most government employees, railroad employees, and self-employed persons. Size class 1 to 4 includes establishments with payroll, but no employees, during mid-March pay period. (D) denotes figures withheld to avoid disclosing data for individual companies; the data are included in broader industry totals. Detailed industries with 100 or more employees are shown if industry was not a (D). For explanation of terms, abbreviations, and data reliability/comparability, see introductory text]

NAICS code	Industry	Number of employees for week including March 12	Payroll (\$1,000)		Total number of establishments	Number of establishments by employment-size class									
			First quarter	Annual		1 to 4	5 to 9	10 to 19	20 to 49	50 to 99	100 to 249	250 to 499	500 to 999	1,000 or more	
<b>HARTFORD—Con.</b>															
<b>52</b>	<b>Finance &amp; insurance—Con.</b>														
524	Insurance carriers & related activities .....	54 498	990 229	3 388 334	823	457	144	77	58	35	26	7	4	15	
5241	Insurance carriers .....	46 651	907 090	3 020 672	296	139	39	27	23	22	22	6	4	14	
52411	Direct life, health, medical insurance carriers (J) .....	(D)	(D)	(D)	117	39	22	11	10	8	11	4	2	10	
524113	Direct life insurance carriers .....	22 430	442 575	1 377 910	104	36	19	9	10	6	9	4	2	9	
52412	Other direct insurance carriers .....	21 853	426 343	1 494 390	170	97	16	13	11	14	11	2	2	4	
524126	Direct property & casualty insurance carriers .....	21 738	424 620	1 487 658	166	97	15	12	10	13	11	2	2	4	
524127	Direct title insurance carriers .....	115	1 723	6 732	4	—	1	1	1	1	—	—	—	—	
52413	Reinsurance carriers .....	(C)	(D)	(D)	9	3	1	3	2	—	—	—	—	—	
5242	Agencies & other insurance related activities ...	7 847	83 139	367 662	527	318	105	50	35	13	4	1	—	1	
52421	Insurance agencies & brokerages .....	3 958	48 506	205 591	445	281	91	32	27	10	3	1	—	—	
524210	Insurance agencies & brokerages .....	3 958	48 506	205 591	445	281	91	32	27	10	3	1	—	—	
52429	Other insurance related activities .....	3 889	34 633	162 071	82	37	14	8	3	1	—	—	—	1	
524291	Claims adjusting .....	3 137	27 502	125 250	20	8	4	3	3	1	—	—	—	1	
524292	Insurance & pension funds, third party admin .....	623	5 946	31 274	41	17	7	10	4	2	1	—	—	—	
524298	All other insurance related activities .....	129	1 185	5 547	21	12	3	5	1	—	—	—	—	—	
<b>53</b>	<b>Real estate &amp; rental &amp; leasing .....</b>														
531	Real estate .....	4 546	37 295	150 080	678	474	117	48	26	6	6	1	—	—	
5311	Lessors of real estate .....	1 625	9 128	39 553	332	235	68	21	5	—	3	—	—	—	
53111	Lessors of residential buildings & dwellings ...	1 098	4 929	21 648	187	125	42	14	3	—	3	—	—	—	
531110	Lessors of residential buildings & dwellings.	1 098	4 929	21 648	187	125	42	14	3	—	3	—	—	—	
53112	Lessors of nonres bldg (exc miniwarehouses) .....	407	3 510	14 795	110	83	20	5	2	—	—	—	—	—	
531120	Lessors of nonres bldg (exc miniwarehouses) .....	407	3 510	14 795	110	83	20	5	2	—	—	—	—	—	
5312	Offices of real estate agents & brokers .....	697	6 708	27 012	158	122	20	10	4	2	—	—	—	—	
53121	Offices of real estate agents & brokers .....	697	6 708	27 012	158	122	20	10	4	2	—	—	—	—	
531210	Offices of real estate agents & brokers .....	697	6 708	27 012	158	122	20	10	4	2	—	—	—	—	
5313	Activities related to real estate .....	2 224	21 459	83 515	188	117	29	17	4	3	1	—	—	—	
53131	Real estate property managers .....	1 876	13 104	59 526	125	70	20	15	13	3	3	1	—	—	
531311	Residential property managers .....	1 297	7 550	37 002	86	52	12	10	8	1	2	1	—	—	
531312	Nonresidential property managers .....	579	5 554	22 524	39	18	8	5	5	2	1	—	—	—	
53132	Offices of real estate appraisers .....	187	1 690	7 966	35	27	6	1	—	1	—	—	—	—	
531320	Offices of real estate appraisers .....	187	1 690	7 966	35	27	6	1	—	1	—	—	—	—	
53139	Other activities related to real estate .....	161	6 665	16 023	28	20	3	1	4	—	—	—	—	—	
531390	Other activities related to real estate .....	161	6 665	16 023	28	20	3	1	4	—	—	—	—	—	
532	Rental & leasing services .....	2 649	17 457	75 645	182	72	50	38	12	5	3	2	—	—	
5321	Automotive equipment rental & leasing .....	1 116	7 970	33 698	39	16	7	3	6	4	2	1	—	—	
53211	Passenger car rental & leasing .....	772	4 870	21 168	20	7	3	1	4	3	1	1	—	—	
53212	Truck, utility trailer & RV rental & leasing ...	344	3 100	12 530	19	9	4	2	2	1	1	—	—	—	
532120	Truck, utility trailer & RV rental & leasing ...	344	3 100	12 530	19	9	4	2	2	1	1	—	—	—	
5322	Consumer goods rental .....	720	2 871	12 054	98	37	29	29	3	—	—	—	—	—	
53223	Video tape & disc rental .....	480	1 159	4 663	59	15	22	20	2	—	—	—	—	—	
532230	Video tape & disc rental .....	480	1 159	4 663	59	15	22	20	2	—	—	—	—	—	
53229	Other consumer goods rental .....	167	1 396	5 835	20	8	5	6	1	—	—	—	—	—	
532299	All other consumer goods rental .....	114	974	4 034	12	3	4	4	1	—	—	—	—	—	
5323	General rental centers .....	113	611	3 419	20	6	11	3	—	—	—	—	—	—	
53231	General rental centers .....	113	611	3 419	20	6	11	3	—	—	—	—	—	—	
532310	General rental centers .....	113	611	3 419	20	6	11	3	—	—	—	—	—	—	
5324	Commercial, industrial equip rental & leasing ...	700	6 005	26 474	25	13	3	3	3	1	1	1	—	—	
53242	Office machinery & equipment rental & leasing .....	522	4 393	20 222	4	1	—	—	—	1	1	1	—	—	
532420	Office machinery & equipment rental & leasing .....	522	4 393	20 222	4	1	—	—	—	1	1	1	—	—	
53249	Oth commercial, industrial equip rental, lease .....	(C)	(D)	(D)	17	10	3	2	2	—	—	—	—	—	
<b>54</b>	<b>Professional, scientific &amp; technical services .....</b>														
541	Professional, scientific & technical services .....	26 500	305 683	1 381 095	2 349	1 454	429	245	128	51	28	12	1	1	
5411	Legal services .....	5 512	61 296	286 407	715	469	133	66	29	10	7	1	—	—	
54111	Offices of lawyers .....	5 483	61 119	285 668	704	460	131	66	29	10	7	1	—	—	
541110	Offices of lawyers .....	5 483	61 119	285 668	704	460	131	66	29	10	7	1	—	—	
5412	Accounting, tax prep, bookkeep, payroll services .....	5 913	50 617	225 417	312	202	63	22	10	7	1	6	—	1	
54121	Accounting, tax prep, bookkeep, payroll services .....	5 913	50 617	225 417	312	202	63	22	10	7	1	6	—	1	
541211	Offices of certified public accountants .....	2 349	28 006	128 610	210	132	46	17	7	4	1	3	—	—	
541213	Tax preparation services .....	580	1 464	3 432	26	20	3	1	—	—	—	2	—	—	
541214	Payroll services .....	2 735	19 021	86 612	15	6	2	1	1	3	—	1	—	1	
541219	Other accounting services .....	249	2 126	8 763	61	44	12	3	2	—	—	—	—	—	
5413	Architectural, engineering & related services ...	3 819	39 850	186 443	322	161	63	51	32	9	6	—	—	—	
54131	Architectural services .....	646	6 865	33 412	61	32	15	8	3	2	1	—	—	—	
541310	Architectural services .....	646	6 865	33 412	61	32	15	8	3	2	1	—	—	—	
54132	Landscape architectural services .....	127	883	5 706	28	14	11	3	—	—	—	—	—	—	
541320	Landscape architectural services .....	127	883	5 706	28	14	11	3	—	—	—	—	—	—	
54133	Engineering services .....	2 471	27 641	127 516	181	89	29	31	21	7	4	—	—	—	
541330	Engineering services .....	2 471	27 641	127 516	181	89	29	31	21	7	4	—	—	—	
54137	Surveying, mapping (exc geophysical) services .....	108	915	4 396	24	15	5	4	—	—	—	—	—	—	
541370	Surveying, mapping (exc geophysical) services .....	108	915	4 396	24	15	5	4	—	—	—	—	—	—	
54138	Testing laboratories .....	441	3 381	14 527	20	5	2	4	8	—	1	—	—	—	
541380	Testing laboratories .....	441	3 381	14 527	20	5	2	4	8	—	1	—	—	—	

Note: Employment-size classes are indicated as follows: A—0 to 19; B—20 to 99; C—100 to 249; E—250 to 499; F—500 to 2,499; G—1,000 to 2,499; H—2,500 to 4,999; I—5,000 to 9,999; J—10,000 to 24,999; K—25,000 to 49,999; L—50,000 to 99,999; M—100,000 or more.





Table 6. **Counties—Employees, Payroll, and Establishments by Industry: 1999—Con.**

[Excludes most government employees, railroad employees, and self-employed persons. Size class 1 to 4 includes establishments with payroll, but no employees, during mid-March pay period. (D) denotes figures withheld to avoid disclosing data for individual companies; the data are included in broader industry totals. Detailed industries with 100 or more employees are shown if industry was not a (D). For explanation of terms, abbreviations, and data reliability/comparability, see introductory text]

NAICS code	Industry	Number of employees for week including March 12	Payroll (\$1,000)		Total number of establishments	Number of establishments by employment-size class								
			First quarter	Annual		1 to	5 to	10 to	20 to	50 to	100 to	250 to	500 to	1,000 or more
						4	9	19	49	99	249	499	999	
<b>HARTFORD—Con.</b>														
<b>62 Health care and social assistance—Con.</b>														
Ambulatory health care services—Con.														
621	Home health care services	3 936	20 360	80 092	56	14	3	7	11	8	10	1	2	—
6216	Home health care services	3 936	20 360	80 092	56	14	3	7	11	8	10	1	2	—
621610	Home health care services	3 936	20 360	80 092	56	14	3	7	11	8	10	1	2	—
6219	Other ambulatory health care services	1 424	8 861	39 778	17	4	3	1	3	3	1	1	1	—
62191	Ambulance services	733	2 646	13 047	7	—	2	1	2	—	—	—	1	—
621910	Ambulance services	733	2 646	13 047	7	—	2	1	2	—	—	—	1	—
62199	All other ambulatory health care services	691	6 215	26 731	10	4	1	—	2	1	1	—	—	—
622	Hospitals	18 102	157 181	669 246	14	—	—	—	2	—	1	3	2	6
6221	General medical & surgical hospitals	16 693	143 017	608 520	10	—	—	—	1	—	—	2	1	6
62211	General medical & surgical hospitals	16 693	143 017	608 520	10	—	—	—	1	—	—	2	1	6
622110	General medical & surgical hospitals	16 693	143 017	608 520	10	—	—	—	1	—	—	2	1	6
6222	Psychiatric & substance abuse hospitals	(E)	(D)	(D)	1	—	—	—	—	—	—	1	—	—
62221	Psychiatric & substance abuse hospitals	(E)	(D)	(D)	1	—	—	—	—	—	—	1	—	—
6223	Other specialty hospitals	(G)	(D)	(D)	3	—	—	—	1	—	1	—	1	—
62231	Other specialty hospitals	(G)	(D)	(D)	3	—	—	—	1	—	1	—	1	—
623	Nursing & residential care facilities	15 063	84 376	384 744	217	33	30	48	27	16	56	7	—	—
6231	Nursing care facilities	12 340	72 645	330 307	82	6	3	—	4	11	51	7	—	—
62311	Nursing care facilities	12 340	72 645	330 307	82	6	3	—	4	11	51	7	—	—
623110	Nursing care facilities	12 340	72 645	330 307	82	6	3	—	4	11	51	7	—	—
6232	Residential mental retardation, health facil	1 142	5 250	23 671	65	12	8	31	11	1	2	—	—	—
62321	Residential mental retardation facilities	802	3 469	15 601	47	11	6	22	6	—	2	—	—	—
623210	Residential mental retardation facilities	802	3 469	15 601	47	11	6	22	6	—	2	—	—	—
62322	Residential mental health, subst abuse facil	340	1 781	8 070	18	1	2	9	5	1	—	—	—	—
623220	Residential mental health, subst abuse facil	340	1 781	8 070	18	1	2	9	5	1	—	—	—	—
6233	Community care facilities for the elderly	1 237	4 958	23 967	44	13	11	6	7	4	3	—	—	—
62331	Community care facilities for the elderly	1 237	4 958	23 967	44	13	11	6	7	4	3	—	—	—
623311	Continuing care retirement communities	597	2 578	11 606	5	—	—	1	—	1	3	—	—	—
623312	Homes for the elderly	640	2 380	12 361	39	13	11	5	7	3	—	—	—	—
6239	Other residential care facilities	344	1 523	6 799	26	2	8	11	5	—	—	—	—	—
62399	Other residential care facilities	344	1 523	6 799	26	2	8	11	5	—	—	—	—	—
623990	Other residential care facilities	344	1 523	6 799	26	2	8	11	5	—	—	—	—	—
624	Social assistance	7 955	31 578	140 109	512	167	114	127	74	18	12	—	—	—
6241	Individual & family services	3 257	14 794	66 848	167	58	42	31	19	7	10	—	—	—
62411	Child & youth services	407	1 876	8 432	32	11	8	9	2	1	1	—	—	—
624110	Child & youth services	407	1 876	8 432	32	11	8	9	2	1	1	—	—	—
62412	Services for elderly & disabled persons	1 371	5 605	24 995	57	17	11	12	9	4	4	—	—	—
624120	Services for elderly & disabled persons	1 371	5 605	24 995	57	17	11	12	9	4	4	—	—	—
62419	Other individual & family services	1 479	7 313	33 421	78	30	23	10	8	2	5	—	—	—
624190	Other individual & family services	1 479	7 313	33 421	78	30	23	10	8	2	5	—	—	—
6242	Community, emergency & other relief services	514	2 366	10 118	36	14	7	7	6	2	—	—	—	—
62421	Community food services	(C)	(D)	(D)	13	7	3	1	1	—	—	—	—	—
62422	Community housing services	288	1 244	5 360	18	4	3	6	5	—	—	—	—	—
624221	Temporary shelters	214	889	3 742	10	—	—	6	4	—	—	—	—	—
6243	Vocational rehabilitation services	1 196	5 217	25 303	53	19	7	12	7	6	2	—	—	—
62431	Vocational rehabilitation services	1 196	5 217	25 303	53	19	7	12	7	6	2	—	—	—
624310	Vocational rehabilitation services	1 196	5 217	25 303	53	19	7	12	7	6	2	—	—	—
6244	Child day care services	2 988	9 201	37 840	256	76	58	77	42	3	—	—	—	—
62441	Child day care services	2 988	9 201	37 840	256	76	58	77	42	3	—	—	—	—
624410	Child day care services	2 988	9 201	37 840	256	76	58	77	42	3	—	—	—	—
<b>71 Arts, entertainment &amp; recreation</b>														
<b>711 Performing arts, spectator sports &amp; related industries</b>														
711	Performing arts, spectator sports & related industries	1 231	4 547	20 411	63	41	9	6	2	1	3	1	—	—
7111	Performing arts companies	494	1 710	7 420	23	13	4	2	1	1	2	—	—	—
71111	Theater companies & dinner theaters	259	823	3 970	11	6	1	2	—	1	1	—	—	—
711110	Theater companies & dinner theaters	259	823	3 970	11	6	1	2	—	1	1	—	—	—
71113	Musical groups & artists	181	611	2 782	7	6	—	—	—	—	1	—	—	—
711130	Musical groups & artists	181	611	2 782	7	6	—	—	—	—	1	—	—	—
7113	Promoters of entertainment events	628	2 340	10 085	13	8	1	2	—	—	1	1	—	—
71131	Promoters of entertainment events with facility	602	2 230	9 435	6	2	1	1	—	—	1	1	—	—
711310	Promoters of entertainment events with facility	602	2 230	9 435	6	2	1	1	—	—	1	1	—	—
712	Museums, historical sites & like institutions	639	2 656	11 724	31	12	3	6	7	2	1	—	—	—
7121	Museums, historical sites & like institutions	639	2 656	11 724	31	12	3	6	7	2	1	—	—	—
71211	Museums	526	2 304	10 013	21	7	2	4	5	2	1	—	—	—
712110	Museums	526	2 304	10 013	21	7	2	4	5	2	1	—	—	—
713	Amusement, gambling & recreation industries	3 093	10 033	54 632	195	90	26	27	37	12	3	—	—	—
7131	Amusement parks & arcades	(C)	(D)	(D)	10	4	3	1	1	1	—	—	—	—
71312	Amusement arcades	(C)	(D)	(D)	8	3	3	1	—	1	—	—	—	—
7132	Gambling industries	(C)	(D)	(D)	3	—	—	1	1	1	—	—	—	—
71329	Other gambling industries	(C)	(D)	(D)	3	—	—	1	1	1	—	—	—	—
7139	Other amusement & recreation industries	2 844	9 142	48 692	182	86	23	25	35	10	3	—	—	—
71391	Golf courses & country clubs	849	3 851	24 764	38	15	7	2	9	5	—	—	—	—
713910	Golf courses & country clubs	849	3 851	24 764	38	15	7	2	9	5	—	—	—	—
71394	Fitness & recreational sports centers	1 475	3 498	15 927	82	34	8	15	18	4	3	—	—	—
713940	Fitness & recreational sports centers	1 475	3 498	15 927	82	34	8	15	18	4	3	—	—	—
71395	Bowling centers	289	843	3 636	15	3	1	4	7	—	—	—	—	—
713950	Bowling centers	289	843	3 636	15	3	1	4	7	—	—	—	—	—
71399	All other amusement & recreation industries	(C)	(D)	(D)	4	33	6	4	1	—	—	—	—	—

Note: Employment-size classes are indicated as follows: A—0 to 19; B—20 to 99; C—100 to 249; E—250 to 499; F—500 to 999; G—1,000 to 2,499; H—2,500 to 4,999; I—5,000 to 9,999; J—10,000 to 24,999; K—25,000 to 49,999; L—50,000 to 99,999; M—100,000 or more.





**Table 6. Counties—Employees, Payroll, and Establishments by Industry: 1999—Con.**

[Excludes most government employees, railroad employees, and self-employed persons. Size class 1 to 4 includes establishments with payroll, but no employees, during mid-March pay period. (D) denotes figures withheld to avoid disclosing data for individual companies; the data are included in broader industry totals. Detailed industries with 100 or more employees are shown if industry was not a (D). For explanation of terms, abbreviations, and data reliability/comparability, see introductory text]

NAICS code	Industry	Number of employees for week including March 12	Payroll (\$1,000)		Total number of establishments	Number of establishments by employment-size class									
			First quarter	Annual		1 to 4	5 to 9	10 to 19	20 to 49	50 to 99	100 to 249	250 to 499	500 to 999	1,000 or more	
<b>HARTFORD—Con.</b>															
<b>81</b>	<b>Other services (except public administration)—Con.</b>														
813	Religious, grantmaking, civic, prof & like organizations	9 119	49 565	200 390	942	499	231	121	67	18	3	2	1	—	
8131	Religious organizations	3 998	14 417	59 187	416	181	121	62	42	10	—	—	—	—	
81311	Religious organizations	3 998	14 417	59 187	416	181	121	62	42	10	—	—	—	—	
813110	Religious organizations	3 998	14 417	59 187	416	181	121	62	42	10	—	—	—	—	
8132	Grantmaking & giving services	994	8 010	25 476	58	34	8	10	4	—	1	1	—	—	
81321	Grantmaking & giving services	994	8 010	25 476	58	34	8	10	4	—	1	1	—	—	
813211	Grantmaking foundations	542	5 072	12 485	27	23	2	—	1	—	—	1	—	—	
813212	Voluntary health organizations	174	1 115	4 699	20	7	4	8	1	—	—	—	—	—	
813219	Other grantmaking & giving services	278	1 823	8 292	11	4	2	2	2	—	1	—	—	—	
8133	Social advocacy organizations	517	3 010	13 022	48	28	9	6	4	—	1	—	—	—	
81331	Social advocacy organizations	517	3 010	13 022	48	28	9	6	4	—	1	—	—	—	
813311	Human rights organizations	231	1 118	4 950	11	8	2	—	—	—	—	1	—	—	
813319	Other social advocacy organizations	225	1 643	6 918	30	15	7	5	3	—	—	—	—	—	
8134	Civic & social organizations	1 130	3 280	14 372	129	76	31	8	9	4	1	—	—	—	
81341	Civic & social organizations	1 130	3 280	14 372	129	76	31	8	9	4	1	—	—	—	
813410	Civic & social organizations	1 130	3 280	14 372	129	76	31	8	9	4	1	—	—	—	
8139	Business, labor, political, like organizations	2 480	20 848	88 333	291	180	62	35	8	4	—	1	1	—	
81391	Business associations	1 153	12 258	50 119	53	26	15	7	3	—	—	1	1	—	
813910	Business associations	1 153	12 258	50 119	53	26	15	7	3	—	—	1	1	—	
81392	Professional organizations	171	1 330	5 840	34	22	8	3	1	—	—	—	—	—	
813920	Professional organizations	171	1 330	5 840	34	22	8	3	1	—	—	—	—	—	
81393	Labor unions & similar labor organizations	740	5 126	22 163	100	50	28	15	4	3	—	—	—	—	
813930	Labor unions & similar labor organizations	740	5 126	22 163	100	50	28	15	4	3	—	—	—	—	
81399	Oth similar organizations (exc business, prof, labor, pol)	361	1 745	8 738	90	72	8	9	—	1	—	—	—	—	
813990	Oth similar organizations (exc business, prof, labor, pol)	361	1 745	8 738	90	72	8	9	—	1	—	—	—	—	
<b>95</b>	<b>Auxiliaries (exc corporate, subsidiary &amp; regional mgt)</b>	<b>4 833</b>	<b>48 774</b>	<b>194 313</b>	<b>39</b>	<b>11</b>	<b>5</b>	<b>4</b>	<b>7</b>	<b>4</b>	<b>—</b>	<b>4</b>	<b>4</b>	<b>—</b>	
<b>99</b>	<b>Unclassified establishments</b>	<b>235</b>	<b>797</b>	<b>5 655</b>	<b>280</b>	<b>270</b>	<b>9</b>	<b>1</b>	<b>—</b>	<b>—</b>	<b>—</b>	<b>—</b>	<b>—</b>	<b>—</b>	
<b>LITCHFIELD</b>															
<b>Total</b>		<b>57 742</b>	<b>393 140</b>	<b>1 797 524</b>	<b>5 181</b>	<b>3 139</b>	<b>952</b>	<b>526</b>	<b>358</b>	<b>111</b>	<b>76</b>	<b>12</b>	<b>7</b>	<b>—</b>	
<b>11</b>	<b>Forestry, fishing, hunting, and agriculture support</b>	(B)	(D)	(D)	16	15	1	—	—	—	—	—	—	—	
<b>21</b>	<b>Mining</b>	<b>94</b>	<b>603</b>	<b>3 112</b>	<b>8</b>	<b>2</b>	<b>2</b>	<b>3</b>	<b>1</b>	<b>—</b>	<b>—</b>	<b>—</b>	<b>—</b>	<b>—</b>	
<b>22</b>	<b>Utilities</b>	<b>195</b>	<b>2 997</b>	<b>12 480</b>	<b>9</b>	<b>2</b>	<b>—</b>	<b>4</b>	<b>2</b>	<b>1</b>	<b>—</b>	<b>—</b>	<b>—</b>	<b>—</b>	
221	Utilities	195	2 997	12 480	9	2	—	4	2	1	—	—	—	—	
2211	Elec pwr generation, transmsn & distribution	(C)	(D)	(D)	5	1	—	1	2	1	—	—	—	—	
22112	Electric pwr transmsn, control & distribution	(C)	(D)	(D)	2	—	—	—	1	1	—	—	—	—	
<b>23</b>	<b>Construction</b>	<b>3 618</b>	<b>30 190</b>	<b>150 645</b>	<b>758</b>	<b>561</b>	<b>120</b>	<b>47</b>	<b>23</b>	<b>5</b>	<b>2</b>	<b>—</b>	<b>—</b>	<b>—</b>	
233	Building, developing & general contracting	732	5 580	29 467	211	168	25	14	4	—	—	—	—	—	
2332	Residential building construction	519	3 522	18 672	180	149	22	7	2	—	—	—	—	—	
23321	Single-family housing construction	509	3 459	18 254	170	139	22	7	2	—	—	—	—	—	
233210	Single-family housing construction	509	3 459	18 254	170	139	22	7	2	—	—	—	—	—	
2333	Nonresidential building construction	206	1 882	10 429	26	14	3	7	2	—	—	—	—	—	
23332	Commercial & institutional bldg construction	138	1 141	5 498	21	12	3	5	1	—	—	—	—	—	
233320	Commercial & institutional bldg construction	138	1 141	5 498	21	12	3	5	1	—	—	—	—	—	
234	Heavy construction	556	6 044	32 334	40	17	10	5	6	1	1	—	—	—	
2341	Highway, street, bridge & tunnel construction	200	2 647	14 547	12	5	1	1	4	1	—	—	—	—	
23411	Highway & street construction	(C)	(D)	(D)	11	5	1	1	3	1	—	—	—	—	
2349	Other heavy construction	356	3 397	17 787	28	12	9	4	2	—	1	—	—	—	
23499	All other heavy construction	258	2 422	12 450	18	10	4	2	1	—	1	—	—	—	
234990	All other heavy construction	258	2 422	12 450	18	10	4	2	1	—	1	—	—	—	
235	Special trade contractors	2 330	18 566	88 844	507	376	85	28	13	4	1	—	—	—	
2351	Plumbing, heating & AC contractor	410	3 229	15 523	97	65	21	8	3	—	—	—	—	—	
23511	Plumbing, heating & AC contractor	410	3 229	15 523	97	65	21	8	3	—	—	—	—	—	
235110	Plumbing, heating & AC contractor	410	3 229	15 523	97	65	21	8	3	—	—	—	—	—	
2352	Painting & wall covering contractors	114	480	2 573	41	31	7	3	—	—	—	—	—	—	
23521	Painting & wall covering contractors	114	480	2 573	41	31	7	3	—	—	—	—	—	—	
235210	Painting & wall covering contractors	114	480	2 573	41	31	7	3	—	—	—	—	—	—	
2353	Electrical contractors	664	6 533	26 453	85	57	16	6	4	1	1	—	—	—	
23531	Electrical contractors	664	6 533	26 453	85	57	16	6	4	1	1	—	—	—	
235310	Electrical contractors	664	6 533	26 453	85	57	16	6	4	1	1	—	—	—	
2354	Masonry, drywall, insulation, tile contractors	(C)	(D)	(D)	39	32	5	1	—	1	—	—	—	—	
23541	Masonry & stone contractors	118	751	3 962	27	23	2	1	—	1	—	—	—	—	
235410	Masonry & stone contractors	118	751	3 962	27	23	2	1	—	1	—	—	—	—	
2355	Carpentry & floor contractors	218	1 343	6 305	78	61	14	2	1	—	—	—	—	—	
23551	Carpentry contractors	191	1 144	5 266	71	57	11	2	1	—	—	—	—	—	
235510	Carpentry contractors	191	1 144	5 266	71	57	11	2	1	—	—	—	—	—	
2356	Roofing, siding, & sheet metal contractors	137	975	4 447	33	26	3	3	1	—	—	—	—	—	
23561	Roofing, siding, & sheet metal contractors	137	975	4 447	33	26	3	3	1	—	—	—	—	—	
235610	Roofing, siding, & sheet metal contractors	137	975	4 447	33	26	3	3	1	—	—	—	—	—	
2357	Concrete contractors	223	1 567	10 553	34	26	4	1	2	1	—	—	—	—	
23571	Concrete contractors	223	1 567	10 553	34	26	4	1	2	1	—	—	—	—	
235710	Concrete contractors	223	1 567	10 553	34	26	4	1	2	1	—	—	—	—	

Note: Employment-size classes are indicated as follows: A—0 to 19; B—20 to 99; C—100 to 249; E—250 to 499; F—500 to 999; G—1,000 to 2,499; H—2,500 to 4,999; I—5,000 to 9,999; J—10,000 to 24,999; K—25,000 to 49,999; L—50,000 to 99,999; M—100,000 or more.

**Table 6. Counties—Employees, Payroll, and Establishments by Industry: 1999—Con.**

[Excludes most government employees, railroad employees, and self-employed persons. Size class 1 to 4 includes establishments with payroll, but no employees, during mid-March pay period. (D) denotes figures withheld to avoid disclosing data for individual companies; the data are included in broader industry totals. Detailed industries with 100 or more employees are shown if industry was not a (D). For explanation of terms, abbreviations, and data reliability/comparability, see introductory text]

NAICS code	Industry	Number of employees for week including March 12	Payroll (\$1,000)		Total number of establishments	Number of establishments by employment-size class								
			First quarter	Annual		1 to 4	5 to 9	10 to 19	20 to 49	50 to 99	100 to 249	250 to 499	500 to 999	1,000 or more
	<b>LITCHFIELD—Con.</b>													
<b>23</b>	<b>Construction—Con.</b>													
235	Special trade contractors—Con.													
2359	Other special trade contractors	368	3 138	16 371	92	73	13	3	2	1	—	—	—	—
23593	Excavation contractors	119	1 101	5 587	57	49	7	1	—	—	—	—	—	—
235930	Excavation contractors	119	1 101	5 587	57	49	7	1	—	—	—	—	—	—
23599	All other special trade contractors	220	1 869	9 945	28	18	5	2	2	1	—	—	—	—
235990	All other special trade contractors	220	1 869	9 945	28	18	5	2	2	1	—	—	—	—
<b>31-33</b>	<b>Manufacturing</b>	<b>15 456</b>	<b>134 676</b>	<b>591 688</b>	<b>438</b>	<b>151</b>	<b>92</b>	<b>53</b>	<b>72</b>	<b>33</b>	<b>26</b>	<b>7</b>	<b>4</b>	<b>—</b>
311	Food mfg	275	2 576	9 631	12	7	—	1	3	—	1	—	—	—
3119	Other food mfg	(C)	(D)	(D)	3	1	—	—	1	—	1	—	—	—
31199	All other food mfg	(C)	(D)	(D)	1	—	—	—	—	—	1	—	—	—
313	Textile mills	(E)	(D)	(D)	4	1	1	—	—	—	2	—	—	—
3131	Fiber, yarn & thread mills	(E)	(D)	(D)	2	—	—	—	—	—	2	—	—	—
31311	Fiber, yarn & thread mills	(E)	(D)	(D)	2	—	—	—	—	—	2	—	—	—
314	Textile product mills	(C)	(D)	(D)	6	2	2	—	1	—	1	—	—	—
3149	Other textile product mills	(C)	(D)	(D)	5	1	2	—	1	—	1	—	—	—
31491	Textile bag & canvas mills	(C)	(D)	(D)	4	—	2	—	1	—	1	—	—	—
321	Wood product mfg	202	1 260	5 865	25	15	3	5	1	1	—	—	—	—
3219	Other wood product mfg	(C)	(D)	(D)	20	12	2	4	1	1	—	—	—	—
322	Paper mfg	1 152	11 572	53 118	4	1	—	—	—	1	1	—	1	—
3221	Pulp, paper & paperboard mills	(F)	(D)	(D)	1	—	—	—	—	—	—	—	1	—
32212	Paper mills	(F)	(D)	(D)	1	—	—	—	—	—	—	—	1	—
3222	Converted paper product mfg	(C)	(D)	(D)	3	1	—	—	—	1	1	—	—	—
32221	Paperboard container mfg	(C)	(D)	(D)	3	1	—	—	—	1	1	—	—	—
323	Printing & related support activities	587	3 752	18 238	28	16	4	2	3	2	—	1	—	—
3231	Printing & related support activities	587	3 752	18 238	28	16	4	2	3	2	—	1	—	—
32311	Printing	587	3 752	18 238	28	16	4	2	3	2	—	1	—	—
323110	Commercial lithographic printing	122	951	5 337	14	9	1	1	3	—	—	—	—	—
325	Chemical mfg	(C)	(D)	(D)	11	5	3	—	2	1	—	—	—	—
3255	Paint, coating & adhesive mfg	(C)	(D)	(D)	4	2	—	—	1	1	—	—	—	—
32552	Adhesive mfg	(C)	(D)	(D)	3	2	—	—	—	1	—	—	—	—
326	Plastics & rubber products mfg	1 173	9 873	41 381	21	5	4	2	5	1	3	1	—	—
3261	Plastics product mfg	(G)	(D)	(D)	20	4	4	2	5	1	3	1	—	—
32615	Foam product (exc polystyrene) mfg	(C)	(D)	(D)	2	—	—	—	1	—	1	—	—	—
32619	Other plastics product mfg	952	8 423	31 924	16	4	3	2	3	1	2	1	—	—
326199	All other plastics product mfg	952	8 423	31 924	16	4	3	2	3	1	2	1	—	—
327	Nonmetallic mineral product mfg	301	2 722	13 294	15	7	1	3	2	1	1	—	—	—
3274	Lime & gypsum product mfg	(C)	(D)	(D)	1	—	—	—	—	—	1	—	—	—
32741	Lime mfg	(C)	(D)	(D)	1	—	—	—	—	—	1	—	—	—
332	Fabricated metal product mfg	4 740	44 432	178 278	139	37	33	19	24	14	11	1	—	—
3321	Forging & stamping	1 387	14 576	62 500	30	9	4	4	4	4	5	—	—	—
33211	Forging & stamping	1 387	14 576	62 500	30	9	4	4	4	4	5	—	—	—
332116	Metal stamping	998	10 522	45 590	26	8	4	3	4	4	3	—	—	—
3323	Architectural & structural metals mfg	116	1 419	4 191	10	4	2	—	4	—	—	—	—	—
33232	Ornamental & architectural metal prod mfg	(C)	(D)	(D)	8	4	—	—	4	—	—	—	—	—
3326	Spring & wire product mfg	208	1 758	7 532	5	1	1	—	1	1	1	—	—	—
33261	Spring & wire product mfg	208	1 758	7 532	5	1	1	—	1	1	1	—	—	—
3327	Mach shops, turn prod, screw, nut, bolt mfg	1 312	11 505	47 956	61	14	17	12	11	6	1	—	—	—
33271	Machine shops	691	6 374	24 862	37	13	12	6	3	2	1	—	—	—
332710	Machine shops	691	6 374	24 862	37	13	12	6	3	2	1	—	—	—
33272	Turned product & screw, nut & bolt mfg	621	5 131	23 094	24	1	5	6	8	4	—	—	—	—
3328	Coating, engrave, heat treating & oth activity	804	6 276	25 782	10	2	1	1	2	—	4	—	—	—
33281	Coating, engrave, heat treating & oth activity	804	6 276	25 782	10	2	1	1	2	—	4	—	—	—
332813	Electropl, plating, polish, anodize, coloring	751	6 047	24 631	6	1	—	—	1	—	4	—	—	—
3329	Other fabricated metal product mfg	795	8 048	26 905	17	6	5	1	2	2	—	1	—	—
33291	Metal valve mfg	(C)	(D)	(D)	2	—	1	—	—	1	—	—	—	—
33299	All other fabricated metal product mfg	(F)	(D)	(D)	15	6	4	1	2	1	—	1	—	—
332991	Ball & roller bearing mfg	606	6 336	22 446	5	1	1	—	1	1	—	—	—	—
333	Machinery mfg	1 031	8 993	38 740	59	18	15	13	8	4	1	—	—	—
3332	Industrial machinery mfg	413	3 504	14 179	14	2	2	4	2	4	—	—	—	—
33329	Other industrial machinery mfg	413	3 504	14 179	14	2	2	4	2	4	—	—	—	—
333292	Textile machinery mfg	114	813	3 942	4	—	—	3	—	1	—	—	—	—
3334	HVAC & commercial refrigeration equipment mfg	215	1 943	8 369	4	1	1	—	1	—	1	—	—	—
33341	HVAC & commercial refrigeration equipment mfg	215	1 943	8 369	4	1	1	—	1	—	1	—	—	—
3335	Metalworking machinery mfg	224	1 689	7 726	28	12	7	7	2	—	—	—	—	—
33351	Metalworking machinery mfg	224	1 689	7 726	28	12	7	7	2	—	—	—	—	—
333514	Special die, tool, die set, jig & fixture mfg	110	862	3 972	17	8	5	3	1	—	—	—	—	—
3339	Other general purpose machinery mfg	158	1 676	7 582	9	2	2	2	3	—	—	—	—	—
33399	All other general purpose machinery mfg	(C)	(D)	(D)	8	2	1	2	3	—	—	—	—	—
334	Computer & electronic product mfg	1 212	10 333	44 765	24	9	3	2	4	3	1	2	—	—
3344	Semiconductor & oth electronic component mfg	745	6 316	25 813	14	4	1	2	2	3	1	1	—	—
33441	Semiconductor & oth electronic component mfg	745	6 316	25 813	14	4	1	2	2	3	1	1	—	—
3345	Nav, measuring, medical, control instruments mfg	(E)	(D)	(D)	8	3	2	—	2	—	—	1	—	—
33451	Nav, measuring, medical, control instruments mfg	(E)	(D)	(D)	8	3	2	—	2	—	—	1	—	—

Note: Employment-size classes are indicated as follows: A—0 to 19; B—20 to 99; C—100 to 249; E—250 to 499; F—500 to 999; G—1,000 to 2,499; H—2,500 to 4,999; I—5,000 to 9,999; J—10,000 to 24,999; K—25,000 to 49,999; L—50,000 to 99,999; M—100,000 or more.



Table 6. **Counties—Employees, Payroll, and Establishments by Industry: 1999—Con.**

[Excludes most government employees, railroad employees, and self-employed persons. Size class 1 to 4 includes establishments with payroll, but no employees, during mid-March pay period. (D) denotes figures withheld to avoid disclosing data for individual companies; the data are included in broader industry totals. Detailed industries with 100 or more employees are shown if industry was not a (D). For explanation of terms, abbreviations, and data reliability/comparability, see introductory text]

NAICS code	Industry	Number of employees for week including March 12	Payroll (\$1,000)		Total number of establishments	Number of establishments by employment-size class									
			First quarter	Annual		1 to 4	5 to 9	10 to 19	20 to 49	50 to 99	100 to 249	250 to 499	500 to 999	1,000 or more	
<b>LITCHFIELD—Con.</b>															
<b>44-45 Retail trade—Con.</b>															
447	Gasoline stations .....	478	1 504	7 215	80	29	42	9	—	—	—	—	—	—	
4471	Gasoline stations .....	478	1 504	7 215	80	29	42	9	—	—	—	—	—	—	
44711	Gasoline stations with convenience stores ...	337	1 011	4 918	45	6	32	7	—	—	—	—	—	—	
447110	Gasoline stations with convenience stores ...	337	1 011	4 918	45	6	32	7	—	—	—	—	—	—	
44719	Other gasoline stations .....	141	493	2 297	35	23	10	2	—	—	—	—	—	—	
447190	Other gasoline stations .....	141	493	2 297	35	23	10	2	—	—	—	—	—	—	
448	Clothing & clothing accessories stores .....	379	1 161	5 630	69	49	11	5	3	1	—	—	—	—	
4481	Clothing stores .....	309	873	4 343	46	31	7	4	3	1	—	—	—	—	
44812	Women's clothing stores .....	100	286	1 319	23	15	5	3	—	—	—	—	—	—	
448120	Women's clothing stores .....	100	286	1 319	23	15	5	3	—	—	—	—	—	—	
44814	Family clothing stores .....	192	539	2 778	12	6	1	1	3	1	—	—	—	—	
448140	Family clothing stores .....	192	539	2 778	12	6	1	1	3	1	—	—	—	—	
451	Sporting goods, hobby, book & music stores .....	201	572	2 583	53	37	10	6	—	—	—	—	—	—	
4511	Sporting goods, hobby, musical instrument stores .....	141	389	1 870	36	26	6	4	—	—	—	—	—	—	
452	General merchandise stores .....	814	2 620	11 352	16	2	5	1	—	6	2	—	—	—	
4521	Department stores .....	713	2 225	9 832	8	1	—	—	—	5	2	—	—	—	
45211	Department stores .....	713	2 225	9 832	8	1	—	—	—	5	2	—	—	—	
452110	Department stores .....	713	2 225	9 832	8	1	—	—	—	5	2	—	—	—	
4529	Other general merchandise stores .....	101	395	1 520	8	1	5	1	—	1	—	—	—	—	
453	Miscellaneous store retailers .....	415	1 443	7 001	93	66	15	8	4	—	—	—	—	—	
4531	Florists .....	100	272	1 152	19	11	4	3	1	—	—	—	—	—	
45311	Florists .....	100	272	1 152	19	11	4	3	1	—	—	—	—	—	
453110	Florists .....	100	272	1 152	19	11	4	3	1	—	—	—	—	—	
4539	Other miscellaneous store retailers .....	138	414	2 270	29	20	5	3	1	—	—	—	—	—	
454	Nonstore retailers .....	686	6 769	29 131	60	34	12	8	4	—	2	—	—	—	
4541	Electronic shopping & mail-order houses .....	417	4 436	20 583	17	10	2	2	1	—	2	—	—	—	
45411	Electronic shopping & mail-order houses .....	417	4 436	20 583	17	10	2	2	1	—	2	—	—	—	
454110	Electronic shopping & mail-order houses .....	417	4 436	20 583	17	10	2	2	1	—	2	—	—	—	
4543	Direct selling establishments .....	258	2 288	8 346	39	21	9	6	3	—	—	—	—	—	
45431	Fuel dealers .....	213	1 734	6 382	26	10	9	4	3	—	—	—	—	—	
454311	Heating oil dealers .....	192	1 530	5 579	19	4	8	4	3	—	—	—	—	—	
<b>48-49</b>	<b>Transportation &amp; warehousing .....</b>	<b>1 372</b>	<b>5 800</b>	<b>25 277</b>	<b>84</b>	<b>40</b>	<b>12</b>	<b>7</b>	<b>17</b>	<b>7</b>	<b>1</b>	—	—	—	
484	Truck transportation .....	314	1 865	9 423	41	27	5	3	5	1	—	—	—	—	
4841	General freight trucking .....	102	762	3 445	11	7	1	1	2	—	—	—	—	—	
4842	Specialized freight trucking .....	212	1 103	5 978	30	20	4	2	3	1	—	—	—	—	
48421	Used household & office goods moving .....	164	739	3 881	7	1	1	1	3	1	—	—	—	—	
484210	Used household & office goods moving .....	164	739	3 881	7	1	1	1	3	1	—	—	—	—	
485	Transit & ground passenger transportation .....	912	2 912	11 432	30	4	5	4	11	5	1	—	—	—	
4854	School & employee bus transportation .....	777	2 497	9 462	18	—	1	2	9	5	1	—	—	—	
48541	School & employee bus transportation .....	777	2 497	9 462	18	—	1	2	9	5	1	—	—	—	
485410	School & employee bus transportation .....	777	2 497	9 462	18	—	1	2	9	5	1	—	—	—	
492	Couriers & messengers .....	(C)	(D)	(D)	4	2	—	—	1	1	—	—	—	—	
<b>51</b>	<b>Information .....</b>	<b>1 322</b>	<b>7 801</b>	<b>32 860</b>	<b>91</b>	<b>46</b>	<b>13</b>	<b>13</b>	<b>11</b>	<b>6</b>	<b>2</b>	—	—	—	
511	Publishing industries .....	469	2 847	11 907	24	11	4	1	5	2	1	—	—	—	
5111	Newspaper, periodical, book, database publishers .....	439	2 363	9 911	18	7	3	—	5	2	1	—	—	—	
51111	Newspaper publishers .....	376	2 008	8 277	10	2	1	—	4	2	1	—	—	—	
511110	Newspaper publishers .....	376	2 008	8 277	10	2	1	—	4	2	1	—	—	—	
512	Motion picture & sound recording industries .....	174	472	2 502	21	13	2	3	2	1	—	—	—	—	
5121	Motion picture & video industries .....	(C)	(D)	(D)	18	11	1	3	2	1	—	—	—	—	
51213	Motion picture & video exhibition .....	(C)	(D)	(D)	7	2	—	2	2	1	—	—	—	—	
512131	Motion picture theaters (except drive-ins) ..	144	230	1 048	6	1	—	2	2	1	—	—	—	—	
513	Broadcasting & telecommunications .....	384	3 491	13 864	21	8	3	3	4	3	—	—	—	—	
5132	Cable networks & program distribution .....	(C)	(D)	(D)	5	2	—	1	—	2	—	—	—	—	
51322	Cable & other program distribution .....	131	897	4 106	4	1	—	1	—	2	—	—	—	—	
513220	Cable & other program distribution .....	131	897	4 106	4	1	—	1	—	2	—	—	—	—	
5133	Telecommunications .....	211	2 433	8 987	13	6	2	1	3	1	—	—	—	—	
51331	Wired telecommunications carriers .....	(C)	(D)	(D)	10	5	1	—	3	1	—	—	—	—	
514	Information & data processing services .....	295	991	4 587	25	14	4	6	—	—	1	—	—	—	
5141	Information services .....	(E)	(D)	(D)	24	13	4	6	—	—	1	—	—	—	
51412	Libraries & archives .....	(C)	(D)	(D)	17	8	3	6	—	—	—	—	—	—	
51419	Other information services .....	(C)	(D)	(D)	7	5	1	—	—	—	1	—	—	—	
<b>52</b>	<b>Finance &amp; insurance .....</b>	<b>1 616</b>	<b>13 340</b>	<b>58 505</b>	<b>203</b>	<b>109</b>	<b>57</b>	<b>22</b>	<b>10</b>	<b>4</b>	<b>1</b>	—	—	—	
522	Credit intermediation & related activities .....	1 193	8 619	38 165	95	25	44	14	7	4	1	—	—	—	
5221	Depository credit intermediation .....	1 170	8 318	36 440	83	15	42	14	7	4	1	—	—	—	
52211	Commercial banking .....	541	4 240	18 252	38	3	24	5	4	2	—	—	—	—	
522110	Commercial banking .....	541	4 240	18 252	38	3	24	5	4	2	—	—	—	—	
52212	Savings institutions .....	582	3 830	17 116	38	9	16	7	3	2	1	—	—	—	
522120	Savings institutions .....	582	3 830	17 116	38	9	16	7	3	2	1	—	—	—	
524	Insurance carriers & related activities .....	(E)	(D)	(D)	79	59	11	7	2	—	—	—	—	—	
5242	Agencies & other insurance related activities ...	(E)	(D)	(D)	67	48	11	6	2	—	—	—	—	—	
52421	Insurance agencies & brokerages .....	(E)	(D)	(D)	63	45	10	6	2	—	—	—	—	—	

Note: Employment-size classes are indicated as follows: A—0 to 19; B—20 to 99; C—100 to 249; E—250 to 499; F—500 to 999; G—1,000 to 2,499; H—2,500 to 4,999; I—5,000 to 9,999; J—10,000 to 24,999; K—25,000 to 49,999; L—50,000 to 99,999; M—100,000 or more.

**Table 6. Counties—Employees, Payroll, and Establishments by Industry: 1999—Con.**

[Excludes most government employees, railroad employees, and self-employed persons. Size class 1 to 4 includes establishments with payroll, but no employees, during mid-March pay period. (D) denotes figures withheld to avoid disclosing data for individual companies; the data are included in broader industry totals. Detailed industries with 100 or more employees are shown if industry was not a (D). For explanation of terms, abbreviations, and data reliability/comparability, see introductory text]

NAICS code	Industry	Number of employees for week including March 12	Payroll (\$1,000)		Total number of establishments	Number of establishments by employment-size class								
			First quarter	Annual		1 to 4	5 to 9	10 to 19	20 to 49	50 to 99	100 to 249	250 to 499	500 to 999	1,000 or more
<b>LITCHFIELD—Con.</b>														
<b>53</b>	<b>Real estate &amp; rental &amp; leasing</b>	<b>446</b>	<b>2 264</b>	<b>11 266</b>	<b>130</b>	<b>105</b>	<b>18</b>	<b>4</b>	<b>2</b>	<b>1</b>	—	—	—	—
531	Real estate	296	1 691	7 707	100	85	11	2	2	—	—	—	—	—
5311	Lessors of real estate	151	606	3 065	41	34	5	—	2	—	—	—	—	—
532	Rental & leasing services	(C)	(D)	(D)	29	19	7	2	—	1	—	—	—	—
5322	Consumer goods rental	120	317	1 480	14	6	5	2	—	1	—	—	—	—
53223	Video tape & disc rental	103	204	783	9	3	3	2	—	1	—	—	—	—
532230	Video tape & disc rental	103	204	783	9	3	3	2	—	1	—	—	—	—
<b>54</b>	<b>Professional, scientific &amp; technical services</b>	<b>1 736</b>	<b>16 891</b>	<b>78 461</b>	<b>433</b>	<b>335</b>	<b>58</b>	<b>32</b>	<b>6</b>	—	<b>2</b>	—	—	—
541	Professional, scientific & technical services	1 736	16 891	78 461	433	335	58	32	6	—	2	—	—	—
5411	Legal services	309	2 336	10 798	97	78	13	5	1	—	—	—	—	—
54111	Offices of lawyers	(E)	(D)	(D)	94	75	13	5	1	—	—	—	—	—
5412	Accounting, tax prep, bookkeep, payroll services	(C)	(D)	(D)	59	48	6	5	—	—	—	—	—	—
54121	Accounting, tax prep, bookkeep, payroll services	(C)	(D)	(D)	59	48	6	5	—	—	—	—	—	—
541211	Offices of certified public accountants	128	788	3 085	41	33	5	3	—	—	—	—	—	—
5413	Architectural, engineering & related services	335	2 810	12 734	86	65	11	8	2	—	—	—	—	—
54133	Engineering services	157	1 566	6 628	25	14	6	4	1	—	—	—	—	—
541330	Engineering services	157	1 566	6 628	25	14	6	4	1	—	—	—	—	—
5415	Computer systems design & related services	132	2 185	8 734	47	42	2	2	1	—	—	—	—	—
54151	Computer systems design & related services	132	2 185	8 734	47	42	2	2	1	—	—	—	—	—
5416	Management, sci & tech consulting services	221	2 705	13 250	54	47	3	3	—	—	1	—	—	—
54161	Management consulting services	178	2 347	11 432	38	33	3	1	—	—	1	—	—	—
541611	Admin & gen management consulting services	125	1 880	9 017	16	14	1	—	—	—	1	—	—	—
5417	Scientific R&D services	(C)	(D)	(D)	5	2	2	—	—	—	1	—	—	—
54171	R&D in physical, engineering & life sciences	(C)	(D)	(D)	4	2	1	—	—	—	1	—	—	—
5419	Oth professional, scientific, technical services	249	1 272	6 385	38	16	13	8	1	—	—	—	—	—
54194	Veterinary services	198	969	4 584	22	4	11	6	1	—	—	—	—	—
541940	Veterinary services	198	969	4 584	22	4	11	6	1	—	—	—	—	—
<b>55</b>	<b>Management of companies &amp; enterprises</b>	<b>1 145</b>	<b>15 962</b>	<b>74 486</b>	<b>11</b>	<b>6</b>	<b>1</b>	—	<b>1</b>	<b>1</b>	—	<b>1</b>	<b>1</b>	—
551	Management of companies & enterprises	1 145	15 962	74 486	11	6	1	—	1	1	—	1	1	—
5511	Management of companies & enterprises	1 145	15 962	74 486	11	6	1	—	1	1	—	1	1	—
55111	Management of companies & enterprises	1 145	15 962	74 486	11	6	1	—	1	1	—	1	1	—
<b>56</b>	<b>Admin, support, waste mgt, remediation services</b>	<b>1 693</b>	<b>7 710</b>	<b>42 878</b>	<b>328</b>	<b>257</b>	<b>34</b>	<b>20</b>	<b>11</b>	<b>4</b>	<b>2</b>	—	—	—
561	Administrative & support services	1 568	6 834	38 370	307	243	31	18	9	4	2	—	—	—
5613	Employment services	510	2 283	10 783	14	5	2	—	2	3	2	—	—	—
56132	Temporary help services	497	1 967	10 161	8	—	1	—	2	3	2	—	—	—
561320	Temporary help services	497	1 967	10 161	8	—	1	—	2	3	2	—	—	—
5614	Business support services	109	666	2 832	22	15	1	5	1	—	—	—	—	—
5617	Services to buildings & dwellings	701	2 464	16 278	215	178	22	11	3	1	—	—	—	—
56172	Janitorial services	307	928	4 072	56	39	9	6	1	1	—	—	—	—
561720	Janitorial services	307	928	4 072	56	39	9	6	1	1	—	—	—	—
56173	Landscaping services	343	1 343	10 947	140	123	12	3	2	—	—	—	—	—
561730	Landscaping services	343	1 343	10 947	140	123	12	3	2	—	—	—	—	—
562	Waste management & remediation services	125	876	4 508	21	14	3	2	2	—	—	—	—	—
<b>61</b>	<b>Educational services</b>	<b>2 533</b>	<b>15 575</b>	<b>66 713</b>	<b>62</b>	<b>27</b>	<b>4</b>	<b>8</b>	<b>9</b>	<b>6</b>	<b>7</b>	<b>1</b>	—	—
611	Educational services	2 533	15 575	66 713	62	27	4	8	9	6	7	1	—	—
6111	Elementary & secondary schools	2 115	13 207	56 446	26	5	—	2	6	6	6	1	—	—
61111	Elementary & secondary schools	2 115	13 207	56 446	26	5	—	2	6	6	6	1	—	—
611110	Elementary & secondary schools	2 115	13 207	56 446	26	5	—	2	6	6	6	1	—	—
6116	Other schools & instruction	324	2 026	8 610	23	13	3	4	2	—	1	—	—	—
61169	All other schools & instruction	200	1 782	7 520	9	4	2	—	—	—	1	—	—	—
<b>62</b>	<b>Health care and social assistance</b>	<b>8 504</b>	<b>54 302</b>	<b>243 720</b>	<b>479</b>	<b>221</b>	<b>104</b>	<b>84</b>	<b>39</b>	<b>10</b>	<b>17</b>	<b>2</b>	<b>2</b>	—
621	Ambulatory health care services	2 605	17 580	81 917	325	175	84	40	18	6	2	—	—	—
6211	Offices of physicians	928	8 221	40 620	132	70	36	15	11	—	—	—	—	—
62111	Offices of physicians	928	8 221	40 620	132	70	36	15	11	—	—	—	—	—
621111	Offices of physicians (exc mental health)	900	7 981	39 537	125	65	35	14	11	—	—	—	—	—
6212	Offices of dentists	458	2 884	13 905	86	43	32	9	2	—	—	—	—	—
62121	Offices of dentists	458	2 884	13 905	86	43	32	9	2	—	—	—	—	—
621210	Offices of dentists	458	2 884	13 905	86	43	32	9	2	—	—	—	—	—
6213	Offices of other health practitioners	288	1 772	7 381	70	49	11	10	—	—	—	—	—	—
6214	Outpatient care centers	108	739	3 271	10	2	3	4	1	—	—	—	—	—
6216	Home health care services	797	3 876	16 350	21	8	—	1	4	6	2	—	—	—
62161	Home health care services	797	3 876	16 350	21	8	—	1	4	6	2	—	—	—
621610	Home health care services	797	3 876	16 350	21	8	—	1	4	6	2	—	—	—
622	Hospitals	1 757	16 120	70 644	3	—	—	—	—	—	—	1	2	—
6221	General medical & surgical hospitals	1 757	16 120	70 644	3	—	—	—	—	—	—	1	2	—
62211	General medical & surgical hospitals	1 757	16 120	70 644	3	—	—	—	—	—	—	1	2	—
622110	General medical & surgical hospitals	1 757	16 120	70 644	3	—	—	—	—	—	—	1	2	—

Note: Employment-size classes are indicated as follows: A—0 to 19; B—20 to 99; C—100 to 249; E—250 to 499; F—500 to 999; G—1,000 to 2,499; H—2,500 to 4,999; I—5,000 to 9,999; J—10,000 to 24,999; K—25,000 to 49,999; L—50,000 to 99,999; M—100,000 or more.

**Table 6. Counties—Employees, Payroll, and Establishments by Industry: 1999—Con.**

[Excludes most government employees, railroad employees, and self-employed persons. Size class 1 to 4 includes establishments with payroll, but no employees, during mid-March pay period. (D) denotes figures withheld to avoid disclosing data for individual companies; the data are included in broader industry totals. Detailed industries with 100 or more employees are shown if industry was not a (D). For explanation of terms, abbreviations, and data reliability/comparability, see introductory text]

NAICS code	Industry	Number of employees for week including March 12	Payroll (\$1,000)		Total number of establishments	Number of establishments by employment-size class									
			First quarter	Annual		1 to 4	5 to 9	10 to 19	20 to 49	50 to 99	100 to 249	250 to 499	500 to 999	1,000 or more	
<b>LITCHFIELD—Con.</b>															
<b>62 Health care and social assistance—Con.</b>															
623	Nursing & residential care facilities .....	3 065	16 697	74 547	53	3	3	21	7	4	14	1	—	—	
6231	Nursing care facilities .....	1 940	10 213	46 362	16	1	—	—	—	3	12	—	—	—	
62311	Nursing care facilities .....	1 940	10 213	46 362	16	1	—	—	—	3	12	—	—	—	
623110	Nursing care facilities .....	1 940	10 213	46 362	16	1	—	—	—	3	12	—	—	—	
6232	Residential mental retardation, health facil .....	876	5 064	21 688	26	1	1	15	6	1	1	1	—	—	
62321	Residential mental retardation facilities .....	668	3 767	16 139	16	—	—	10	4	—	1	1	—	—	
623210	Residential mental retardation facilities .....	668	3 767	16 139	16	—	—	10	4	—	1	1	—	—	
62322	Residential mental health, subst abuse facil ..	208	1 297	5 549	10	1	1	5	2	1	—	—	—	—	
623220	Residential mental health, subst abuse facil .....	208	1 297	5 549	10	1	1	5	2	1	—	—	—	—	
6233	Community care facilities for the elderly .....	(C)	(D)	(D)	9	1	1	6	1	—	—	—	—	—	
62331	Community care facilities for the elderly .....	(C)	(D)	(D)	9	1	1	6	1	—	—	—	—	—	
6239	Other residential care facilities .....	(C)	(D)	(D)	2	—	1	—	—	—	1	—	—	—	
62399	Other residential care facilities .....	(C)	(D)	(D)	2	—	1	—	—	—	1	—	—	—	
624	Social assistance .....	1 077	3 905	16 612	98	43	17	23	14	—	1	—	—	—	
6241	Individual & family services .....	459	2 047	8 634	27	11	4	4	7	—	1	—	—	—	
62412	Services for elderly & disabled persons .....	292	1 200	4 974	11	3	1	3	3	—	1	—	—	—	
624120	Services for elderly & disabled persons .....	292	1 200	4 974	11	3	1	3	3	—	1	—	—	—	
6244	Child day care services .....	554	1 525	6 492	64	30	12	15	7	—	—	—	—	—	
62441	Child day care services .....	554	1 525	6 492	64	30	12	15	7	—	—	—	—	—	
624410	Child day care services .....	554	1 525	6 492	64	30	12	15	7	—	—	—	—	—	
<b>71</b>	<b>Arts, entertainment &amp; recreation .....</b>	<b>1 051</b>	<b>3 331</b>	<b>18 888</b>	<b>103</b>	<b>66</b>	<b>15</b>	<b>11</b>	<b>7</b>	<b>2</b>	<b>2</b>	—	—	—	
711	Performing arts, spectator sports & related industries .....	124	876	7 211	37	30	4	2	1	—	—	—	—	—	
713	Amusement, gambling & recreation industries .....	875	2 204	10 492	55	28	11	6	6	2	2	—	—	—	
7139	Other amusement & recreation industries .....	(F)	(D)	(D)	53	27	10	6	2	2	2	—	—	—	
71391	Golf courses & country clubs .....	192	582	4 602	13	6	3	1	2	1	—	—	—	—	
713910	Golf courses & country clubs .....	192	582	4 602	13	6	3	1	2	1	—	—	—	—	
71392	Skiing facilities .....	337	743	1 564	4	—	1	—	1	1	1	—	—	—	
713920	Skiing facilities .....	337	743	1 564	4	—	1	—	1	1	1	—	—	—	
71394	Fitness & recreational sports centers .....	247	560	2 655	17	7	4	4	1	—	1	—	—	—	
713940	Fitness & recreational sports centers .....	247	560	2 655	17	7	4	4	1	—	1	—	—	—	
<b>72</b>	<b>Accommodation &amp; food services .....</b>	<b>4 208</b>	<b>11 321</b>	<b>53 528</b>	<b>365</b>	<b>157</b>	<b>79</b>	<b>63</b>	<b>55</b>	<b>9</b>	<b>2</b>	—	—	—	
721	Accommodation .....	666	2 202	11 717	33	13	7	5	5	1	2	—	—	—	
7211	Traveler accommodation .....	(F)	(D)	(D)	20	7	4	3	3	1	2	—	—	—	
72111	Hotels (exc casino hotels) & motels .....	498	1 562	7 544	14	4	2	2	3	1	2	—	—	—	
721110	Hotels (exc casino hotels) & motels .....	498	1 562	7 544	14	4	2	2	3	1	2	—	—	—	
7212	RV parks & recreational camps .....	123	498	3 418	12	6	3	1	2	—	—	—	—	—	
72121	RV parks & recreational camps .....	123	498	3 418	12	6	3	1	2	—	—	—	—	—	
721214	Recreational, vacation camps (exc campgrounds) .....	110	445	2 817	9	4	2	1	2	—	—	—	—	—	
722	Food services & drinking places .....	3 542	9 119	41 811	332	144	72	58	50	8	—	—	—	—	
7221	Full-service restaurants .....	2 066	5 534	25 618	183	72	47	32	27	5	—	—	—	—	
72211	Full-service restaurants .....	2 066	5 534	25 618	183	72	47	32	27	5	—	—	—	—	
722110	Full-service restaurants .....	2 066	5 534	25 618	183	72	47	32	27	5	—	—	—	—	
7222	Limited-service eating places .....	1 143	2 615	11 788	107	45	19	22	20	1	—	—	—	—	
72221	Limited-service eating places .....	1 143	2 615	11 788	107	45	19	22	20	1	—	—	—	—	
722211	Limited-service restaurants .....	752	1 646	7 223	67	29	11	14	12	1	—	—	—	—	
7223	Special food services .....	302	884	4 030	28	15	4	4	3	2	—	—	—	—	
72231	Food service contractors .....	286	849	3 732	19	7	3	4	3	2	—	—	—	—	
722310	Food service contractors .....	286	849	3 732	19	7	3	4	3	2	—	—	—	—	
<b>81</b>	<b>Other services (except public administration) .....</b>	<b>2 229</b>	<b>9 433</b>	<b>43 002</b>	<b>534</b>	<b>377</b>	<b>108</b>	<b>40</b>	<b>7</b>	<b>2</b>	—	—	—	—	
811	Repair & maintenance .....	700	3 971	18 176	177	130	31	13	2	1	—	—	—	—	
8111	Automotive repair & maintenance .....	485	2 664	11 449	127	91	25	10	1	—	—	—	—	—	
81111	Automotive mechanical & electrical R&M .....	215	1 199	5 032	78	63	14	1	—	—	—	—	—	—	
811111	General automotive repair .....	194	1 078	4 486	69	56	12	1	—	—	—	—	—	—	
81112	Automotive body, paint, interior & glass repair .....	175	1 189	5 262	32	20	5	6	1	—	—	—	—	—	
811121	Automotive body, paint & interior R&M .....	147	945	4 034	28	18	4	5	1	—	—	—	—	—	
8114	Personal & household goods R&M .....	106	492	2 785	21	16	3	1	—	1	—	—	—	—	
812	Personal & laundry services .....	695	2 542	12 261	167	116	35	15	—	1	—	—	—	—	
8121	Personal care services .....	(E)	(D)	(D)	84	61	16	7	—	—	—	—	—	—	
81211	Hair, nail & skin care services .....	295	961	4 566	83	60	16	7	—	—	—	—	—	—	
812112	Beauty salons .....	288	938	4 450	75	52	16	7	—	—	—	—	—	—	
8122	Death care services .....	120	583	2 778	27	16	10	1	—	—	—	—	—	—	
8123	Drycleaning & laundry services .....	170	529	2 440	34	20	8	6	—	—	—	—	—	—	
81232	Drycleaning & laundry services (exc coin-op) .	115	389	1 771	20	10	5	5	—	—	—	—	—	—	
812320	Drycleaning & laundry services (exc coin- op) .....	115	389	1 771	20	10	5	5	—	—	—	—	—	—	
8129	Other personal services .....	(C)	(D)	(D)	22	19	1	1	—	1	—	—	—	—	
813	Religious, grantmaking, civic, prof & like organizations .....	834	2 920	12 565	190	131	42	12	5	—	—	—	—	—	
8131	Religious organizations .....	576	1 715	6 992	110	65	33	8	4	—	—	—	—	—	
81311	Religious organizations .....	576	1 715	6 992	110	65	33	8	4	—	—	—	—	—	
813110	Religious organizations .....	576	1 715	6 992	110	65	33	8	4	—	—	—	—	—	
8139	Business, labor, political, like organizations .....	125	639	3 049	39	33	3	2	1	—	—	—	—	—	
<b>95</b>	<b>Auxiliaries (exc corporate, subsidiary &amp; regional mgt) .....</b>	<b>(C)</b>	<b>(D)</b>	<b>(D)</b>	<b>3</b>	<b>2</b>	—	—	—	—	<b>1</b>	—	—	—	

Note: Employment-size classes are indicated as follows: A—0 to 19; B—20 to 99; C—100 to 249; E—250 to 499; F—500 to 2,499; G—1,000 to 2,499; H—2,500 to 4,999; I—5,000 to 9,999; J—10,000 to 24,999; K—25,000 to 49,999; L—50,000 to 99,999; M—100,000 or more.

**Table 6. Counties—Employees, Payroll, and Establishments by Industry: 1999—Con.**

[Excludes most government employees, railroad employees, and self-employed persons. Size class 1 to 4 includes establishments with payroll, but no employees, during mid-March pay period. (D) denotes figures withheld to avoid disclosing data for individual companies; the data are included in broader industry totals. Detailed industries with 100 or more employees are shown if industry was not a (D). For explanation of terms, abbreviations, and data reliability/comparability, see introductory text]

NAICS code	Industry	Number of employees for week including March 12	Payroll (\$1,000)		Total number of establishments	Number of establishments by employment-size class									
			First quarter	Annual		1 to 4	5 to 9	10 to 19	20 to 49	50 to 99	100 to 249	250 to 499	500 to 999	1,000 or more	
<b>99</b>	<b>LITCHFIELD—Con.</b>														
	Unclassified establishments .....	(B)	(D)	(D)	81	78	3	—	—	—	—	—	—	—	—
	<b>MIDDLESEX</b>														
	Total .....	59 997	479 424	2 071 401	4 206	2 311	892	501	316	100	66	13	2	5	
<b>11</b>	<b>Forestry, fishing, hunting, and agriculture support</b>	(A)	(D)	(D)	1	1	—	—	—	—	—	—	—	—	
<b>21</b>	<b>Mining</b>	(B)	(D)	(D)	3	—	1	2	—	—	—	—	—	—	
<b>22</b>	<b>Utilities</b>	(F)	(D)	(D)	6	—	1	—	—	2	3	—	—	—	
221	Utilities .....	(F)	(D)	(D)	6	—	1	—	—	2	3	—	—	—	
2211	Elec pwr generation, transmsn & distribution ...	(E)	(D)	(D)	5	—	1	—	—	1	3	—	—	—	
22111	Electric power generation .....	(C)	(D)	(D)	2	—	—	—	—	—	2	—	—	—	
22112	Electric pwr transmsn, control & distribution ..	(C)	(D)	(D)	3	—	1	—	—	1	1	—	—	—	
<b>23</b>	<b>Construction</b>	2 093	15 907	84 706	487	356	82	28	20	1	—	—	—	—	
233	Building, developing & general contracting .....	509	4 075	21 120	129	93	28	5	2	1	—	—	—	—	
2332	Residential building construction .....	(E)	(D)	(D)	111	85	21	3	2	—	—	—	—	—	
23321	Single-family housing construction .....	369	2 928	15 133	110	85	20	3	2	—	—	—	—	—	
233210	Single-family housing construction .....	369	2 928	15 133	110	85	20	3	2	—	—	—	—	—	
2333	Nonresidential building construction .....	123	1 031	5 552	14	5	6	2	—	1	—	—	—	—	
23332	Commercial & institutional bldg construction ..	(C)	(D)	(D)	12	4	5	2	—	1	—	—	—	—	
234	Heavy construction .....	348	3 117	17 895	34	13	7	9	5	—	—	—	—	—	
2341	Highway, street, bridge & tunnel construction ...	(C)	(D)	(D)	13	4	3	5	1	—	—	—	—	—	
2349	Other heavy construction .....	(C)	(D)	(D)	21	9	4	4	4	—	—	—	—	—	
23499	All other heavy construction .....	131	1 311	7 556	12	5	1	4	2	—	—	—	—	—	
234990	All other heavy construction .....	131	1 311	7 556	12	5	1	4	2	—	—	—	—	—	
235	Special trade contractors .....	1 236	8 715	45 691	324	250	47	14	13	—	—	—	—	—	
2351	Plumbing, heating & AC contractor .....	205	1 672	7 350	55	44	8	1	2	—	—	—	—	—	
23511	Plumbing, heating & AC contractor .....	205	1 672	7 350	55	44	8	1	2	—	—	—	—	—	
235110	Plumbing, heating & AC contractor .....	205	1 672	7 350	55	44	8	1	2	—	—	—	—	—	
2352	Painting & wall covering contractors .....	109	682	3 941	27	21	3	1	2	—	—	—	—	—	
23521	Painting & wall covering contractors .....	109	682	3 941	27	21	3	1	2	—	—	—	—	—	
235210	Painting & wall covering contractors .....	109	682	3 941	27	21	3	1	2	—	—	—	—	—	
2353	Electrical contractors .....	195	1 387	7 098	62	51	8	2	1	—	—	—	—	—	
23531	Electrical contractors .....	195	1 387	7 098	62	51	8	2	1	—	—	—	—	—	
235310	Electrical contractors .....	195	1 387	7 098	62	51	8	2	1	—	—	—	—	—	
2354	Masonry, drywall, insulation, tile contractors ....	147	1 023	5 233	36	28	5	2	1	—	—	—	—	—	
2355	Carpentry & floor contractors .....	(C)	(D)	(D)	38	30	5	1	2	—	—	—	—	—	
23551	Carpentry contractors .....	120	860	4 100	31	24	4	1	2	—	—	—	—	—	
235510	Carpentry contractors .....	120	860	4 100	31	24	4	1	2	—	—	—	—	—	
2359	Other special trade contractors .....	271	1 866	9 828	57	40	8	6	3	—	—	—	—	—	
23593	Excavation contractors .....	114	657	3 650	26	17	6	2	1	—	—	—	—	—	
235930	Excavation contractors .....	114	657	3 650	26	17	6	2	1	—	—	—	—	—	
<b>31-33</b>	<b>Manufacturing</b>	12 240	131 889	572 007	299	108	47	48	50	24	15	5	1	1	
313	Textile mills .....	(C)	(D)	(D)	2	1	—	—	—	—	1	—	—	—	
3132	Fabric mills .....	(C)	(D)	(D)	2	1	—	—	—	—	1	—	—	—	
31322	Narrow fabric mills & schiffli mach embroidery .....	(C)	(D)	(D)	1	—	—	—	—	—	1	—	—	—	
321	Wood product mfg .....	236	1 994	8 559	11	3	2	2	2	—	—	—	—	—	
3219	Other wood product mfg .....	(C)	(D)	(D)	9	3	2	2	1	1	—	—	—	—	
322	Paper mfg .....	376	4 038	17 268	6	—	—	2	1	1	2	—	—	—	
3222	Converted paper product mfg .....	376	4 038	17 268	6	—	—	2	1	1	2	—	—	—	
32221	Paperboard container mfg .....	(E)	(D)	(D)	4	—	—	1	—	1	2	—	—	—	
323	Printing & related support activities .....	699	6 015	24 566	25	9	8	5	2	—	—	1	—	—	
3231	Printing & related support activities .....	699	6 015	24 566	25	9	8	5	2	—	—	1	—	—	
32311	Printing .....	(F)	(D)	(D)	23	8	8	5	1	—	—	1	—	—	
323110	Commercial lithographic printing .....	583	5 336	21 149	13	4	6	1	1	—	—	1	—	—	
325	Chemical mfg .....	451	4 520	19 871	9	2	3	—	2	1	—	1	—	—	
3256	Soap, cleaners & toilet preparation mfg .....	(E)	(D)	(D)	2	—	—	—	1	—	—	1	—	—	
32562	Toilet preparation mfg .....	(E)	(D)	(D)	2	—	—	—	1	—	—	1	—	—	
326	Plastics & rubber products mfg .....	676	5 218	22 516	21	10	1	3	2	3	2	—	—	—	
3261	Plastics product mfg .....	(F)	(D)	(D)	18	9	—	3	1	3	2	—	—	—	
32611	Unsupported plastics film, sheet, & bag mfg ..	(C)	(D)	(D)	1	—	—	—	—	—	1	—	—	—	
32616	Plastics bottle mfg .....	(C)	(D)	(D)	2	1	—	—	—	—	1	—	—	—	
32619	Other plastics product mfg .....	(E)	(D)	(D)	14	7	—	3	1	3	—	—	—	—	
327	Nonmetallic mineral product mfg .....	136	1 482	6 797	14	6	4	2	2	—	—	—	—	—	
3273	Cement & concrete product mfg .....	123	1 352	6 250	10	3	3	2	2	—	—	—	—	—	
331	Primary metal mfg .....	(C)	(D)	(D)	2	—	—	—	—	1	1	—	—	—	
3312	Steel product mfg from purchased steel .....	(C)	(D)	(D)	1	—	—	—	—	—	1	—	—	—	
33122	Rolling & drawing of purchased steel .....	(C)	(D)	(D)	1	—	—	—	—	—	1	—	—	—	

Note: Employment-size classes are indicated as follows: A—0 to 19; B—20 to 99; C—100 to 249; E—250 to 499; F—500 to 999; G—1,000 to 2,499; H—2,500 to 4,999; I—5,000 to 9,999; J—10,000 to 24,999; K—25,000 to 49,999; L—50,000 to 99,999; M—100,000 or more.

**Table 6. Counties—Employees, Payroll, and Establishments by Industry: 1999—Con.**

[Excludes most government employees, railroad employees, and self-employed persons. Size class 1 to 4 includes establishments with payroll, but no employees, during mid-March pay period. (D) denotes figures withheld to avoid disclosing data for individual companies; the data are included in broader industry totals. Detailed industries with 100 or more employees are shown if industry was not a (D). For explanation of terms, abbreviations, and data reliability/comparability, see introductory text]

NAICS code	Industry	Number of employees for week including March 12	Payroll (\$1,000)		Total number of establishments	Number of establishments by employment-size class									
			First quarter	Annual		1 to 4	5 to 9	10 to 19	20 to 49	50 to 99	100 to 249	250 to 499	500 to 999	1,000 or more	
<b>MIDDLESEX—Con.</b>															
<b>31-33 Manufacturing—Con.</b>															
332	Fabricated metal product mfg . . . . .	2 361	21 594	103 211	69	18	8	17	17	4	3	1	1	-	
3321	Forging & stamping . . . . .	365	2 644	12 217	9	2	-	-	4	2	1	-	-	-	
33211	Forging & stamping . . . . .	365	2 644	12 217	9	2	-	-	4	2	1	-	-	-	
3322	Cutlery & handtool mfg . . . . .	176	2 082	9 594	5	-	1	2	1	-	1	-	-	-	
33221	Cutlery & handtool mfg . . . . .	176	2 082	9 594	5	-	1	2	1	-	1	-	-	-	
3323	Architectural & structural metals mfg . . . . .	163	1 365	7 137	8	2	-	3	3	-	-	-	-	-	
33232	Ornamental & architectural metal prod mfg . . . . .	(C)	(D)	(D)	6	1	-	2	3	-	-	-	-	-	
3324	Boiler, tank & shipping container mfg . . . . .	(E)	(D)	(D)	5	-	-	2	1	1	-	1	-	-	
33243	Light gauge metal container mfg . . . . .	406	3 150	13 311	4	-	-	1	1	1	-	1	-	-	
332439	Other metal container mfg . . . . .	406	3 150	13 311	4	-	-	1	1	1	-	1	-	-	
3327	Mach shops, turn prod, screw, nut, bolt mfg . . . . .	424	4 500	20 565	27	10	7	5	3	1	1	-	-	-	
33271	Machine shops . . . . .	327	3 660	16 737	22	9	5	4	3	-	1	-	-	-	
332710	Machine shops . . . . .	327	3 660	16 737	22	9	5	4	3	-	1	-	-	-	
3329	Other fabricated metal product mfg . . . . .	(F)	(D)	(D)	3	1	-	-	1	-	-	-	1	-	
33291	Metal valve mfg . . . . .	(F)	(D)	(D)	2	-	-	-	1	-	-	-	1	-	
333	Machinery mfg . . . . .	1 454	16 555	67 181	43	18	6	4	7	4	3	1	-	-	
3332	Industrial machinery mfg . . . . .	(C)	(D)	(D)	4	-	2	-	1	-	1	-	-	-	
33329	Other industrial machinery mfg . . . . .	(C)	(D)	(D)	3	-	1	-	1	-	1	-	-	-	
3333	Commercial & service industry machinery mfg . . . . .	460	5 829	22 773	5	1	-	1	-	2	-	1	-	-	
33331	Commercial & service industry machinery mfg . . . . .	460	5 829	22 773	5	1	-	1	-	2	-	1	-	-	
3335	Metalworking machinery mfg . . . . .	259	2 346	10 675	18	10	2	1	4	1	-	-	-	-	
33351	Metalworking machinery mfg . . . . .	259	2 346	10 675	18	10	2	1	4	1	-	-	-	-	
333511	Industrial mold mfg . . . . .	156	1 361	6 648	8	5	-	-	2	1	-	-	-	-	
3336	Engine, turbine & power transmsn equip mfg . . . . .	(C)	(D)	(D)	1	-	-	-	-	-	1	-	-	-	
33361	Engine, turbine & power transmsn equip mfg . . . . .	(C)	(D)	(D)	1	-	-	-	-	-	1	-	-	-	
3339	Other general purpose machinery mfg . . . . .	241	2 720	11 231	10	4	1	2	2	-	1	-	-	-	
33399	All other general purpose machinery mfg . . . . .	241	2 720	11 231	10	4	1	2	2	-	1	-	-	-	
333993	Packaging machinery mfg . . . . .	187	2 201	9 362	3	-	-	1	1	-	1	-	-	-	
334	Computer & electronic product mfg . . . . .	792	7 913	33 447	23	9	3	2	4	2	3	-	-	-	
3343	Audio & video equipment mfg . . . . .	(C)	(D)	(D)	1	-	-	-	-	-	1	-	-	-	
33431	Audio & video equipment mfg . . . . .	(C)	(D)	(D)	1	-	-	-	-	-	1	-	-	-	
3345	Nav, measuring, medical, control instruments mfg . . . . .	450	4 301	18 043	11	5	-	-	3	1	2	-	-	-	
33451	Nav, measuring, medical, control instruments mfg . . . . .	450	4 301	18 043	11	5	-	-	3	1	2	-	-	-	
335	Electrical equip, appliance & component mfg . . . . .	(C)	(D)	(D)	8	2	1	1	2	2	-	-	-	-	
336	Transportation equipment mfg . . . . .	3 907	53 992	227 957	12	3	2	1	1	3	-	1	-	1	
3363	Motor vehicle parts mfg . . . . .	(E)	(D)	(D)	5	2	1	-	1	-	1	-	-	-	
33632	MV electrical & electronic equipment mfg . . . . .	(E)	(D)	(D)	2	-	1	-	-	-	-	1	-	-	
3364	Aerospace product & parts mfg . . . . .	(H)	(D)	(D)	4	-	-	-	-	3	-	-	-	1	
33641	Aerospace product & parts mfg . . . . .	(H)	(D)	(D)	4	-	-	-	-	3	-	-	-	1	
339	Miscellaneous mfg . . . . .	295	1 720	10 674	23	10	2	6	5	-	-	-	-	-	
3399	Other miscellaneous mfg . . . . .	269	1 558	9 812	17	6	1	5	5	-	-	-	-	-	
33999	All other misc mfg . . . . .	115	636	5 261	6	1	1	2	2	-	-	-	-	-	
<b>42</b>	<b>Wholesale trade . . . . .</b>	<b>2 085</b>	<b>17 671</b>	<b>82 440</b>	<b>206</b>	<b>103</b>	<b>38</b>	<b>38</b>	<b>19</b>	<b>7</b>	<b>1</b>	<b>-</b>	<b>-</b>	<b>-</b>	
421	Wholesale trade, durable goods . . . . .	1 308	11 158	54 105	141	75	24	25	13	3	1	-	-	-	
4211	Motor vehicle, motor vehicle pt & supply whsle . . . . .	137	921	4 068	10	6	2	1	-	1	-	-	-	-	
42112	Motor vehicle supplies & new parts whsle . . . . .	116	797	3 542	4	2	-	1	-	1	-	-	-	-	
421120	Motor vehicle supplies & new parts whsle . . . . .	116	797	3 542	4	2	-	1	-	1	-	-	-	-	
4213	Lumber & other construction materials whsle . . . . .	110	1 170	5 693	11	7	1	1	1	1	-	-	-	-	
4214	Professional & commercial equip & supp whsle . . . . .	128	1 429	6 945	14	7	2	3	2	-	-	-	-	-	
4216	Electrical goods whsle . . . . .	140	1 256	7 214	21	13	3	3	2	-	-	-	-	-	
42169	Other electronic parts & equipment whsle . . . . .	(C)	(D)	(D)	12	6	2	2	2	-	-	-	-	-	
4217	Hardware, plumb & heating equip & sup whsle . . . . .	109	1 052	5 052	14	5	5	3	1	-	-	-	-	-	
4218	Machinery, equipment & supplies whsle . . . . .	375	2 856	13 884	46	25	7	9	4	1	-	-	-	-	
42183	Industrial machinery & equipment whsle . . . . .	186	1 560	7 223	30	18	3	7	2	-	-	-	-	-	
421830	Industrial machinery & equipment whsle . . . . .	186	1 560	7 223	30	18	3	7	2	-	-	-	-	-	
42186	Transportation equip, supplies (exc MV) whsle . . . . .	108	776	3 670	5	2	-	1	1	1	-	-	-	-	
421860	Transportation equip, supplies (exc MV) whsle . . . . .	108	776	3 670	5	2	-	1	1	1	-	-	-	-	
4219	Miscellaneous durable goods whsle . . . . .	233	1 677	7 763	16	7	3	4	1	-	1	-	-	-	
42191	Sporting & recreational goods & supply whsle . . . . .	159	1 245	5 732	5	1	2	-	1	-	1	-	-	-	
421910	Sporting & recreational goods & supply whsle . . . . .	159	1 245	5 732	5	1	2	-	1	-	1	-	-	-	
422	Wholesale trade, nondurable goods . . . . .	777	6 513	28 335	65	28	14	13	6	4	-	-	-	-	
4224	Grocery & related product whsle . . . . .	(C)	(D)	(D)	18	7	2	7	2	-	-	-	-	-	
42249	Other grocery & related products whsle . . . . .	128	1 199	4 720	10	3	2	4	1	-	-	-	-	-	
422490	Other grocery & related products whsle . . . . .	128	1 199	4 720	10	3	2	4	1	-	-	-	-	-	
4226	Chemical & allied products whsle . . . . .	229	2 812	12 281	17	8	6	-	1	2	-	-	-	-	
42261	Plastics materials & basic forms, shapes whsle . . . . .	131	1 820	7 462	6	3	1	-	1	1	-	-	-	-	
422610	Plastics materials & basic forms, shapes whsle . . . . .	131	1 820	7 462	6	3	1	-	1	1	-	-	-	-	
4229	Miscellaneous nondurable goods whsle . . . . .	149	734	3 234	9	3	1	3	1	1	-	-	-	-	

Note: Employment-size classes are indicated as follows: A—0 to 19; B—20 to 99; C—100 to 249; E—250 to 499; F—500 to 999; G—1,000 to 2,499; H—2,500 to 4,999; I—5,000 to 9,999; J—10,000 to 24,999; K—25,000 to 49,999; L—50,000 to 99,999; M—100,000 or more.



**Table 6. Counties—Employees, Payroll, and Establishments by Industry: 1999—Con.**

[Excludes most government employees, railroad employees, and self-employed persons. Size class 1 to 4 includes establishments with payroll, but no employees, during mid-March pay period. (D) denotes figures withheld to avoid disclosing data for individual companies; the data are included in broader industry totals. Detailed industries with 100 or more employees are shown if industry was not a (D). For explanation of terms, abbreviations, and data reliability/comparability, see introductory text]

NAICS code	Industry	Number of employees for week including March 12	Payroll (\$1,000)		Total number of establishments	Number of establishments by employment-size class								
			First quarter	Annual		1 to 4	5 to 9	10 to 19	20 to 49	50 to 99	100 to 249	250 to 499	500 to 999	1,000 or more
<b>MIDDLESEX—Con.</b>														
<b>44-45</b>	<b>Retail trade</b>	<b>8 114</b>	<b>37 556</b>	<b>169 393</b>	<b>740</b>	<b>342</b>	<b>210</b>	<b>112</b>	<b>45</b>	<b>19</b>	<b>11</b>	<b>1</b>	—	—
441	Motor vehicle & parts dealers	1 004	7 556	36 739	83	32	20	16	12	2	1	—	—	—
4411	Automobile dealers	606	5 240	25 071	31	11	5	3	9	2	1	—	—	—
44111	New car dealers	566	4 970	23 769	18	2	1	3	9	2	1	—	—	—
441110	New car dealers	566	4 970	23 769	18	2	1	3	9	2	1	—	—	—
4412	Other motor vehicle dealers	154	823	5 218	23	12	4	5	2	—	—	—	—	—
44122	Motorcycle & boat & other MV dealers (C)	(C)	(D)	(D)	22	12	3	5	2	—	—	—	—	—
441222	Boat dealers	142	784	5 027	19	9	3	5	2	—	—	—	—	—
4413	Automotive parts, accessories & tire stores	244	1 493	6 450	29	9	11	8	1	—	—	—	—	—
44131	Automotive parts, accessories & tire stores	195	1 159	5 093	24	9	9	5	1	—	—	—	—	—
441310	Automotive parts, accessories & tire stores	195	1 159	5 093	24	9	9	5	1	—	—	—	—	—
442	Furniture & home furnishing stores	346	1 286	5 904	49	21	16	10	2	—	—	—	—	—
4422	Home furnishings stores	247	800	3 310	37	15	14	7	1	—	—	—	—	—
44229	Other home furnishings stores	224	662	2 789	28	7	13	7	1	—	—	—	—	—
443	Electronics & appliance stores	109	654	3 081	25	17	6	2	—	—	—	—	—	—
4431	Electronics & appliance stores	109	654	3 081	25	17	6	2	—	—	—	—	—	—
444	Bldg material & garden equip & supp dealers	567	2 726	13 848	61	24	20	11	5	—	1	—	—	—
4441	Building material & supplies dealers	376	2 034	9 358	46	16	17	8	5	—	—	—	—	—
44413	Hardware stores	105	434	2 101	14	6	4	3	1	—	—	—	—	—
444130	Hardware stores	105	434	2 101	14	6	4	3	1	—	—	—	—	—
44419	Other building material dealers	178	1 222	5 574	22	8	8	3	3	—	—	—	—	—
444190	Other building material dealers	178	1 222	5 574	22	8	8	3	3	—	—	—	—	—
4442	Lawn & garden equip & supplies stores	191	692	4 490	15	8	3	3	—	—	1	—	—	—
44422	Nursery & garden centers	168	603	4 066	10	5	2	2	—	—	1	—	—	—
444220	Nursery & garden centers	168	603	4 066	10	5	2	2	—	—	1	—	—	—
445	Food & beverage stores	1 985	8 135	34 510	112	71	20	5	6	3	6	1	—	—
4451	Grocery stores	1 799	7 489	31 777	54	27	9	2	6	3	6	1	—	—
44511	Grocery (except convenience) stores	1 739	7 309	30 913	35	13	4	2	6	3	6	1	—	—
445110	Grocery (except convenience) stores	1 739	7 309	30 913	35	13	4	2	6	3	6	1	—	—
4453	Beer, wine & liquor stores	131	451	1 915	42	33	7	2	—	—	—	—	—	—
44531	Beer, wine & liquor stores	131	451	1 915	42	33	7	2	—	—	—	—	—	—
445310	Beer, wine & liquor stores	131	451	1 915	42	33	7	2	—	—	—	—	—	—
446	Health & personal care stores	668	2 795	12 161	47	17	12	9	6	2	1	—	—	—
4461	Health & personal care stores	668	2 795	12 161	47	17	12	9	6	2	1	—	—	—
44611	Pharmacies & drug stores	552	2 173	9 387	24	4	4	7	6	2	1	—	—	—
446110	Pharmacies & drug stores	552	2 173	9 387	24	4	4	7	6	2	1	—	—	—
447	Gasoline stations	371	1 584	6 716	71	33	31	7	—	—	—	—	—	—
4471	Gasoline stations	371	1 584	6 716	71	33	31	7	—	—	—	—	—	—
44711	Gasoline stations with convenience stores	203	742	3 240	35	12	19	4	—	—	—	—	—	—
447110	Gasoline stations with convenience stores	203	742	3 240	35	12	19	4	—	—	—	—	—	—
44719	Other gasoline stations	168	842	3 476	36	21	12	3	—	—	—	—	—	—
447190	Other gasoline stations	168	842	3 476	36	21	12	3	—	—	—	—	—	—
448	Clothing & clothing accessories stores	1 112	3 683	16 601	121	45	42	25	6	2	1	—	—	—
4481	Clothing stores	884	2 891	13 100	81	24	30	19	5	2	1	—	—	—
44811	Men's clothing stores	184	790	3 813	10	3	4	1	1	—	1	—	—	—
448110	Men's clothing stores	184	790	3 813	10	3	4	1	1	—	1	—	—	—
44812	Women's clothing stores	270	944	4 103	33	11	12	7	3	—	—	—	—	—
448120	Women's clothing stores	270	944	4 103	33	11	12	7	3	—	—	—	—	—
44814	Family clothing stores	311	865	3 890	22	5	8	6	1	2	—	—	—	—
448140	Family clothing stores	311	865	3 890	22	5	8	6	1	2	—	—	—	—
4482	Shoe stores	158	522	2 251	24	13	5	5	1	—	—	—	—	—
44821	Shoe stores	158	522	2 251	24	13	5	5	1	—	—	—	—	—
448210	Shoe stores	158	522	2 251	24	13	5	5	1	—	—	—	—	—
451	Sporting goods, hobby, book & music stores	362	959	4 430	39	17	13	5	2	2	—	—	—	—
4511	Sporting goods, hobby, musical instrument stores	258	714	3 420	25	14	4	4	1	2	—	—	—	—
45111	Sporting goods stores	130	369	1 949	15	9	3	1	1	1	—	—	—	—
451110	Sporting goods stores	130	369	1 949	15	9	3	1	1	1	—	—	—	—
4512	Book, periodical & music stores	104	245	1 010	14	3	9	1	1	—	—	—	—	—
452	General merchandise stores	686	2 205	9 550	17	5	1	4	1	5	1	—	—	—
4521	Department stores	594	1 959	8 391	7	1	—	—	—	5	1	—	—	—
45211	Department stores	594	1 959	8 391	7	1	—	—	—	5	1	—	—	—
452110	Department stores	594	1 959	8 391	7	1	—	—	—	5	1	—	—	—
453	Miscellaneous store retailers	397	1 647	7 497	66	42	14	6	3	1	—	—	—	—
4531	Florists	123	665	3 150	12	8	2	—	1	1	—	—	—	—
45311	Florists	123	665	3 150	12	8	2	—	1	1	—	—	—	—
453110	Florists	123	665	3 150	12	8	2	—	1	1	—	—	—	—
4532	Office supplies, stationery & gift stores	190	715	3 045	29	16	6	5	2	—	—	—	—	—
45321	Office supplies & stationery stores (C)	(C)	(D)	(D)	6	—	—	4	2	—	—	—	—	—
454	Nonstore retailers	507	4 326	18 356	49	18	15	12	2	2	—	—	—	—
4543	Direct selling establishments	351	3 123	13 235	37	13	14	7	2	1	—	—	—	—
45431	Fuel dealers	328	2 955	12 509	33	11	14	5	2	1	—	—	—	—
454311	Heating oil dealers	300	2 721	11 582	29	11	10	5	2	1	—	—	—	—

Note: Employment-size classes are indicated as follows: A—0 to 19; B—20 to 99; C—100 to 249; E—250 to 499; F—500 to 2,499; G—1,000 to 2,499; H—2,500 to 4,999; I—5,000 to 9,999; J—10,000 to 24,999; K—25,000 to 49,999; L—50,000 to 99,999; M—100,000 or more.

**Table 6. Counties—Employees, Payroll, and Establishments by Industry: 1999—Con.**

[Excludes most government employees, railroad employees, and self-employed persons. Size class 1 to 4 includes establishments with payroll, but no employees, during mid-March pay period. (D) denotes figures withheld to avoid disclosing data for individual companies; the data are included in broader industry totals. Detailed industries with 100 or more employees are shown if industry was not a (D). For explanation of terms, abbreviations, and data reliability/comparability, see introductory text]

NAICS code	Industry	Number of employees for week including March 12	Payroll (\$1,000)		Total number of establishments	Number of establishments by employment-size class								
			First quarter	Annual		1 to 4	5 to 9	10 to 19	20 to 49	50 to 99	100 to 249	250 to 499	500 to 999	1,000 or more
<b>MIDDLESEX—Con.</b>														
<b>48-49</b>	<b>Transportation &amp; warehousing</b>	<b>703</b>	<b>4 757</b>	<b>21 041</b>	<b>50</b>	<b>25</b>	<b>6</b>	<b>7</b>	<b>10</b>	<b>1</b>	<b>1</b>			
484	Truck transportation	256	2 707	11 130	21	14	2	1	3	1				
4841	General freight trucking	173	2 083	8 878	9	5		1	2	1				
48412	General freight trucking, long-distance	(C)	(D)	(D)	5	2		1	1	1				
485	Transit & ground passenger transportation	314	1 086	5 179	13	4	1	3	4		1			
4854	School & employee bus transportation	242	820	3 911	7	1	1	2	2		1			
48541	School & employee bus transportation	242	820	3 911	7	1	1	2	2		1			
485410	School & employee bus transportation	242	820	3 911	7	1	1	2	2		1			
<b>51</b>	<b>Information</b>	<b>1 159</b>	<b>9 272</b>	<b>43 431</b>	<b>70</b>	<b>35</b>	<b>11</b>	<b>11</b>	<b>6</b>	<b>4</b>	<b>3</b>			
511	Publishing industries	647	4 936	24 758	22	11	2	2	1	4	2			
5111	Newspaper, periodical, book, database publishers	(F)	(D)	(D)	19	9	2	1	1	4	2			
51111	Newspaper publishers	162	1 110	4 326	8	4	1	1		2				
511110	Newspaper publishers	162	1 110	4 326	8	4	1	1		2				
51112	Periodical publishers	264	2 250	12 121	7	3	1		1	1				
511120	Periodical publishers	264	2 250	12 121	7	3	1		1	1				
51113	Book publishers	(C)	(D)	(D)	3	1				1				
513	Broadcasting & telecommunications	377	3 495	14 693	23	10	3	4	5		1			
5133	Telecommunications	(E)	(D)	(D)	17	9	2	2	3		1			
51331	Wired telecommunications carriers	246	2 727	11 257	11	5	1	1	3		1			
513310	Wired telecommunications carriers	246	2 727	11 257	11	5	1	1	3		1			
<b>52</b>	<b>Finance &amp; insurance</b>	<b>5 930</b>	<b>81 232</b>	<b>309 816</b>	<b>189</b>	<b>100</b>	<b>62</b>	<b>12</b>	<b>9</b>	<b>1</b>	<b>2</b>	<b>1</b>	<b>1</b>	<b>1</b>
522	Credit intermediation & related activities	(G)	(D)	(D)	87	24	49	6	6		1	1		
5221	Depository credit intermediation	802	8 161	30 954	74	17	46	6	4			1		
52211	Commercial banking	154	1 074	5 507	24	6	16	1						
522110	Commercial banking	154	1 074	5 507	24	6	16	1						
52212	Savings institutions	597	6 773	23 970	41	5	28	5	2			1		
522120	Savings institutions	597	6 773	23 970	41	5	28	5	2			1		
5222	Nondepository credit intermediation	(E)	(D)	(D)	11	5	3		2			1		
52229	Other nondepository credit intermediation	(E)	(D)	(D)	8	2	3		2			1		
524	Insurance carriers & related activities	4 759	67 291	257 861	85	64	11	5	1	1	1		1	1
5241	Insurance carriers	(H)	(D)	(D)	23	15	2	3				1		1
52411	Direct life, health, medical insurance carriers	(H)	(D)	(D)	5	3								1
52412	Other direct insurance carriers	(C)	(D)	(D)	18	12	2	3				1		1
5242	Agencies & other insurance related activities	(E)	(D)	(D)	62	49	9	2	1	1				
52421	Insurance agencies & brokerages	(C)	(D)	(D)	54	42	9	2	1					
<b>53</b>	<b>Real estate &amp; rental &amp; leasing</b>	<b>736</b>	<b>3 898</b>	<b>17 416</b>	<b>124</b>	<b>80</b>	<b>30</b>	<b>11</b>		<b>2</b>	<b>1</b>			
531	Real estate	503	2 576	11 803	96	70	21	3		1	1			
5311	Lessors of real estate	282	1 647	6 870	45	33	10	1			1			
53111	Lessors of residential buildings & dwellings	164	1 055	4 176	11	9	1				1			
531110	Lessors of residential buildings & dwellings	164	1 055	4 176	11	9	1				1			
5313	Activities related to real estate	124	497	2 867	17	11	3	2		1				
53131	Real estate property managers	111	400	1 906	9	4	2	2		1				
532	Rental & leasing services	(C)	(D)	(D)	27	10	9	7		1				
5322	Consumer goods rental	197	1 063	4 546	22	7	7	7		1				
53223	Video tape & disc rental	(C)	(D)	(D)	12	3	3	6						
<b>54</b>	<b>Professional, scientific &amp; technical services</b>	<b>2 224</b>	<b>22 064</b>	<b>103 354</b>	<b>367</b>	<b>253</b>	<b>54</b>	<b>38</b>	<b>16</b>	<b>5</b>	<b>1</b>			
541	Professional, scientific & technical services	2 224	22 064	103 354	367	253	54	38	16	5	1			
5411	Legal services	297	2 368	10 837	75	55	13	6	1					
54111	Offices of lawyers	(E)	(D)	(D)	74	54	13	6	1					
5412	Accounting, tax prep, bookkeep, payroll services	(C)	(D)	(D)	38	26	7	3	2					
54121	Accounting, tax prep, bookkeep, payroll services	(C)	(D)	(D)	38	26	7	3	2					
5413	Architectural, engineering & related services	564	6 210	30 406	80	51	11	11	6	1				
54131	Architectural services	122	1 078	5 637	17	10	6			1				
541310	Architectural services	122	1 078	5 637	17	10	6			1				
54133	Engineering services	307	3 769	17 286	38	22	3	9	4					
541330	Engineering services	307	3 769	17 286	38	22	3	9	4					
5414	Specialized design services	120	875	4 285	20	17	2			1				
54143	Graphic design services	114	851	4 073	14	11	2			1				
541430	Graphic design services	114	851	4 073	14	11	2			1				
5415	Computer systems design & related services	328	4 827	22 033	55	42	5	5	2		1			
54151	Computer systems design & related services	328	4 827	22 033	55	42	5	5	2		1			
541511	Custom computer programming services	124	1 427	6 867	27	21	2	2	2					
541512	Computer systems design services	187	3 147	14 224	23	17	3	2	2		1			
5416	Management, sci & tech consulting services	328	3 725	18 936	47	33	6	5	1	2				
54161	Management consulting services	192	2 419	12 998	35	26	5	3		1				
54162	Environmental consulting services	(C)	(D)	(D)	10	6	1	2		1				
5418	Advertising & related services	160	1 804	6 832	22	12	6	2	2					
5419	Oth professional, scientific, technical services	224	1 075	5 170	27	15	4	5	2	1				
54194	Veterinary services	167	886	4 238	15	6	3	4	1	1				
541940	Veterinary services	167	886	4 238	15	6	3	4	1	1				
<b>55</b>	<b>Management of companies &amp; enterprises</b>	<b>(F)</b>	<b>(D)</b>	<b>(D)</b>	<b>13</b>	<b>4</b>	<b>3</b>	<b>3</b>	<b>1</b>		<b>1</b>	<b>1</b>		
551	Management of companies & enterprises	(F)	(D)	(D)	13	4	3	3	1		1	1		
5511	Management of companies & enterprises	(F)	(D)	(D)	13	4	3	3	1		1	1		
55111	Management of companies & enterprises	(F)	(D)	(D)	13	4	3	3	1		1	1		

Note: Employment-size classes are indicated as follows: A—0 to 19; B—20 to 99; C—100 to 249; E—250 to 499; F—500 to 2,499; H—2,500 to 4,999; I—5,000 to 9,999; J—10,000 to 24,999; K—25,000 to 49,999; L—50,000 to 99,999; M—100,000 or more.

**Table 6. Counties—Employees, Payroll, and Establishments by Industry: 1999—Con.**

[Excludes most government employees, railroad employees, and self-employed persons. Size class 1 to 4 includes establishments with payroll, but no employees, during mid-March pay period. (D) denotes figures withheld to avoid disclosing data for individual companies; the data are included in broader industry totals. Detailed industries with 100 or more employees are shown if industry was not a (D). For explanation of terms, abbreviations, and data reliability/comparability, see introductory text]

NAICS code	Industry	Number of employees for week including March 12	Payroll (\$1,000)		Total number of establishments	Number of establishments by employment-size class									
			First quarter	Annual		1 to 4	5 to 9	10 to 19	20 to 49	50 to 99	100 to 249	250 to 499	500 to 999	1,000 or more	
<b>MIDDLESEX—Con.</b>															
<b>56</b>	<b>Admin, support, waste mgt, remediation services</b>	<b>2 058</b>	<b>10 574</b>	<b>49 572</b>	<b>241</b>	<b>165</b>	<b>32</b>	<b>23</b>	<b>15</b>	<b>3</b>	<b>2</b>	<b>1</b>	—	—	
561	Administrative & support services	1 911	8 993	42 625	227	159	28	21	14	2	2	1	—	—	
5613	Employment services	633	3 006	13 374	15	4	1	2	6	—	2	—	—	—	
56132	Temporary help services	538	2 324	10 155	10	3	—	1	4	—	2	—	—	—	
561320	Temporary help services	538	2 324	10 155	10	3	—	1	4	—	2	—	—	—	
5614	Business support services	114	455	2 180	20	15	1	1	3	—	—	—	—	—	
5617	Services to buildings & dwellings	573	1 916	10 190	142	105	22	12	2	1	—	—	—	—	
56172	Janitorial services	295	733	3 291	43	28	8	4	2	1	—	—	—	—	
561720	Janitorial services	295	733	3 291	43	28	8	4	2	1	—	—	—	—	
56173	Landscaping services	220	752	5 187	87	70	12	5	—	—	—	—	—	—	
561730	Landscaping services	220	752	5 187	87	70	12	5	—	—	—	—	—	—	
5619	Other support services	388	2 217	10 783	17	11	1	3	—	1	—	1	—	—	
56199	All other support services	(E)	(D)	(D)	14	10	—	2	—	1	—	1	—	—	
562	Waste management & remediation services	147	1 581	6 947	14	6	4	2	1	1	—	—	—	—	
5621	Waste collection	127	1 389	6 376	10	5	1	2	1	1	—	—	—	—	
56211	Waste collection	127	1 389	6 376	10	5	1	2	1	1	—	—	—	—	
<b>61</b>	<b>Educational services</b>	<b>3 062</b>	<b>16 549</b>	<b>65 264</b>	<b>43</b>	<b>22</b>	<b>10</b>	<b>1</b>	<b>5</b>	<b>3</b>	<b>1</b>	—	—	<b>1</b>	
611	Educational services	3 062	16 549	65 264	43	22	10	1	5	3	1	—	—	1	
6111	Elementary & secondary schools	452	3 043	13 573	10	3	—	—	3	3	1	—	—	—	
61111	Elementary & secondary schools	452	3 043	13 573	10	3	—	—	3	3	1	—	—	—	
611110	Elementary & secondary schools	452	3 043	13 573	10	3	—	—	3	3	1	—	—	—	
6113	Colleges, universities & professional schools	(G)	(D)	(D)	2	—	—	—	1	—	—	—	—	1	
61131	Colleges, universities & professional schools	(G)	(D)	(D)	2	—	—	—	1	—	—	—	—	1	
6116	Other schools & instruction	(C)	(D)	(D)	22	13	7	1	1	—	—	—	—	—	
<b>62</b>	<b>Health care and social assistance</b>	<b>10 640</b>	<b>79 571</b>	<b>340 388</b>	<b>442</b>	<b>178</b>	<b>111</b>	<b>68</b>	<b>48</b>	<b>16</b>	<b>15</b>	<b>4</b>	—	<b>2</b>	
621	Ambulatory health care services	3 051	24 761	112 748	286	136	84	39	20	3	2	2	—	—	
6211	Offices of physicians	813	10 606	51 532	106	44	33	21	8	—	—	—	—	—	
62111	Offices of physicians	813	10 606	51 532	106	44	33	21	8	—	—	—	—	—	
621111	Offices of physicians (exc mental health)	784	10 362	50 169	99	38	33	20	8	—	—	—	—	—	
6212	Offices of dentists	459	2 899	13 549	79	35	31	11	2	—	—	—	—	—	
62121	Offices of dentists	459	2 899	13 549	79	35	31	11	2	—	—	—	—	—	
621210	Offices of dentists	459	2 899	13 549	79	35	31	11	2	—	—	—	—	—	
6213	Offices of other health practitioners	256	1 952	8 922	62	47	10	3	2	—	—	—	—	—	
6214	Outpatient care centers	497	4 106	16 772	20	5	7	3	2	1	2	—	—	—	
62149	Other outpatient care centers	(E)	(D)	(D)	10	2	2	1	2	1	2	—	—	—	
6216	Home health care services	959	4 844	20 523	13	2	1	1	5	2	—	2	—	—	
62161	Home health care services	959	4 844	20 523	13	2	1	1	5	2	—	2	—	—	
621610	Home health care services	959	4 844	20 523	13	2	1	1	5	2	—	2	—	—	
622	Hospitals	(H)	(D)	(D)	3	—	—	—	—	—	—	1	—	2	
6221	General medical & surgical hospitals	(G)	(D)	(D)	1	—	—	—	—	—	—	—	—	1	
62211	General medical & surgical hospitals	(G)	(D)	(D)	1	—	—	—	—	—	—	—	—	1	
6222	Psychiatric & substance abuse hospitals	(G)	(D)	(D)	2	—	—	—	—	—	—	1	—	1	
62221	Psychiatric & substance abuse hospitals	(G)	(D)	(D)	2	—	—	—	—	—	—	1	—	1	
623	Nursing & residential care facilities	3 302	18 779	83 377	57	8	6	10	10	10	12	1	—	—	
6231	Nursing care facilities	1 601	8 745	39 297	18	2	—	—	2	6	8	—	—	—	
62311	Nursing care facilities	1 601	8 745	39 297	18	2	—	—	2	6	8	—	—	—	
623110	Nursing care facilities	1 601	8 745	39 297	18	2	—	—	2	6	8	—	—	—	
6232	Residential mental retardation, health facil	630	3 433	15 210	23	4	4	8	4	1	2	—	—	—	
62321	Residential mental retardation facilities	514	2 800	12 678	16	4	2	4	3	1	2	—	—	—	
623210	Residential mental retardation facilities	514	2 800	12 678	16	4	2	4	3	1	2	—	—	—	
62322	Residential mental health, subst abuse facil	116	633	2 532	7	—	2	4	1	—	—	—	—	—	
623220	Residential mental health, subst abuse facil	116	633	2 532	7	—	2	4	1	—	—	—	—	—	
6233	Community care facilities for the elderly	708	4 377	18 363	12	1	2	2	4	2	—	1	—	—	
62331	Community care facilities for the elderly	708	4 377	18 363	12	1	2	2	4	2	—	1	—	—	
6239	Other residential care facilities	363	2 224	10 507	4	1	—	—	—	1	2	—	—	—	
62399	Other residential care facilities	363	2 224	10 507	4	1	—	—	—	1	2	—	—	—	
623990	Other residential care facilities	363	2 224	10 507	4	1	—	—	—	1	2	—	—	—	
624	Social assistance	(G)	(D)	(D)	96	34	21	19	18	3	1	—	—	—	
6241	Individual & family services	425	2 279	10 158	18	6	3	2	4	2	1	—	—	—	
62412	Services for elderly & disabled persons	286	1 414	6 375	6	1	—	1	1	2	1	—	—	—	
624120	Services for elderly & disabled persons	286	1 414	6 375	6	1	—	1	1	2	1	—	—	—	
62419	Other individual & family services	(C)	(D)	(D)	8	3	1	1	3	—	—	—	—	—	
6243	Vocational rehabilitation services	173	643	2 843	6	—	2	1	2	1	—	—	—	—	
62431	Vocational rehabilitation services	173	643	2 843	6	—	2	1	2	1	—	—	—	—	
624310	Vocational rehabilitation services	173	643	2 843	6	—	2	1	2	1	—	—	—	—	
6244	Child day care services	624	1 898	8 143	65	24	15	16	10	—	—	—	—	—	
62441	Child day care services	624	1 898	8 143	65	24	15	16	10	—	—	—	—	—	
624410	Child day care services	624	1 898	8 143	65	24	15	16	10	—	—	—	—	—	

Note: Employment-size classes are indicated as follows: A—0 to 19; B—20 to 99; C—100 to 249; E—250 to 499; F—500 to 999; G—1,000 to 2,499; H—2,500 to 4,999; I—5,000 to 9,999; J—10,000 to 24,999; K—25,000 to 49,999; L—50,000 to 99,999; M—100,000 or more.

**Table 6. Counties—Employees, Payroll, and Establishments by Industry: 1999—Con.**

[Excludes most government employees, railroad employees, and self-employed persons. Size class 1 to 4 includes establishments with payroll, but no employees, during mid-March pay period. (D) denotes figures withheld to avoid disclosing data for individual companies; the data are included in broader industry totals. Detailed industries with 100 or more employees are shown if industry was not a (D). For explanation of terms, abbreviations, and data reliability/comparability, see introductory text]

NAICS code	Industry	Number of employees for week including March 12	Payroll (\$1,000)		Total number of establishments	Number of establishments by employment-size class								
			First quarter	Annual		1 to 4	5 to 9	10 to 19	20 to 49	50 to 99	100 to 249	250 to 499	500 to 999	1,000 or more
<b>MIDDLESEX—Con.</b>														
<b>71</b>	<b>Arts, entertainment &amp; recreation</b> .....	<b>810</b>	<b>4 832</b>	<b>19 736</b>	<b>78</b>	<b>48</b>	<b>18</b>	<b>4</b>	<b>4</b>	<b>2</b>	<b>2</b>	—	—	—
711	Performing arts, spectator sports & related industries .....	(C)	(D)	(D)	14	8	4	—	1	—	1	—	—	—
7111	Performing arts companies .....	(C)	(D)	(D)	3	—	1	—	1	—	1	—	—	—
71111	Theater companies & dinner theaters .....	(C)	(D)	(D)	3	—	1	—	1	—	1	—	—	—
713	Amusement, gambling & recreation industries .....	(F)	(D)	(D)	58	36	12	4	3	2	1	—	—	—
7139	Other amusement & recreation industries .....	(F)	(D)	(D)	57	35	12	4	3	2	1	—	—	—
71392	Skiing facilities .....	(C)	(D)	(D)	1	—	—	—	—	—	1	—	—	—
71393	Marinas .....	191	1 997	7 527	23	12	8	2	—	1	—	—	—	—
713930	Marinas .....	191	1 997	7 527	23	12	8	2	—	1	—	—	—	—
71394	Fitness & recreational sports centers .....	(C)	(D)	(D)	8	3	1	1	2	1	—	—	—	—
<b>72</b>	<b>Accommodation &amp; food services</b> .....	<b>4 292</b>	<b>11 810</b>	<b>59 003</b>	<b>343</b>	<b>153</b>	<b>65</b>	<b>59</b>	<b>53</b>	<b>9</b>	<b>4</b>	—	—	—
721	Accommodation .....	709	2 233	13 094	29	14	3	5	3	1	3	—	—	—
7211	Traveler accommodation .....	(F)	(D)	(D)	20	9	2	3	2	1	3	—	—	—
72111	Hotels (exc casino hotels) & motels .....	584	1 734	9 968	19	9	2	3	2	—	3	—	—	—
721110	Hotels (exc casino hotels) & motels .....	584	1 734	9 968	19	9	2	3	2	—	3	—	—	—
722	Food services & drinking places .....	3 583	9 577	45 909	314	139	62	54	50	8	1	—	—	—
7221	Full-service restaurants .....	2 296	6 070	29 314	158	55	29	35	31	7	1	—	—	—
72211	Full-service restaurants .....	2 296	6 070	29 314	158	55	29	35	31	7	1	—	—	—
722110	Full-service restaurants .....	2 296	6 070	29 314	158	55	29	35	31	7	1	—	—	—
7222	Limited-service eating places .....	912	2 338	10 667	105	53	23	13	16	—	—	—	—	—
72221	Limited-service eating places .....	912	2 338	10 667	105	53	23	13	16	—	—	—	—	—
722211	Limited-service restaurants .....	741	1 867	8 141	78	38	16	9	15	—	—	—	—	—
722213	Snack & nonalcoholic beverage bars .....	171	471	2 526	27	15	7	4	1	—	—	—	—	—
7223	Special food services .....	238	876	4 085	29	18	4	4	2	1	—	—	—	—
72231	Food service contractors .....	211	777	3 263	20	12	2	3	2	1	—	—	—	—
722310	Food service contractors .....	211	777	3 263	20	12	2	3	2	1	—	—	—	—
7224	Drinking places (alcoholic beverages) .....	137	293	1 843	22	13	6	2	1	—	—	—	—	—
72241	Drinking places (alcoholic beverages) .....	137	293	1 843	22	13	6	2	1	—	—	—	—	—
722410	Drinking places (alcoholic beverages) .....	137	293	1 843	22	13	6	2	1	—	—	—	—	—
<b>81</b>	<b>Other services (except public administration)</b> .....	<b>2 511</b>	<b>12 092</b>	<b>50 407</b>	<b>438</b>	<b>277</b>	<b>108</b>	<b>35</b>	<b>15</b>	<b>1</b>	<b>2</b>	—	—	—
811	Repair & maintenance .....	751	5 997	24 986	142	89	38	11	3	1	—	—	—	—
8111	Automotive repair & maintenance .....	487	3 223	13 645	96	58	30	6	1	1	—	—	—	—
81111	Automotive mechanical & electrical R&M .....	279	2 033	8 286	54	34	16	3	—	1	—	—	—	—
811111	General automotive repair .....	253	1 889	7 684	49	31	14	3	—	1	—	—	—	—
81112	Automotive body, paint, interior & glass repair .....	158	1 012	4 611	31	17	11	2	1	—	—	—	—	—
8113	Commercial equipment (exc auto & elec) R&M .....	104	1 339	5 657	15	8	4	2	1	—	—	—	—	—
81131	Commercial equipment (exc auto & elec) R&M .....	104	1 339	5 657	15	8	4	2	1	—	—	—	—	—
811310	Commercial equipment (exc auto & elec) R&M .....	104	1 339	5 657	15	8	4	2	1	—	—	—	—	—
812	Personal & laundry services .....	627	2 228	9 678	142	95	31	13	3	—	—	—	—	—
8121	Personal care services .....	337	1 139	5 051	84	62	15	5	2	—	—	—	—	—
81211	Hair, nail & skin care services .....	299	1 104	4 911	76	56	14	5	1	—	—	—	—	—
812112	Beauty salons .....	284	1 065	4 740	69	49	14	5	1	—	—	—	—	—
8123	Drycleaning & laundry services .....	180	456	1 958	27	12	7	7	1	—	—	—	—	—
81232	Drycleaning & laundry services (exc coin-op) .....	136	383	1 663	18	7	5	5	1	—	—	—	—	—
812320	Drycleaning & laundry services (exc coin-op) .....	136	383	1 663	18	7	5	5	1	—	—	—	—	—
813	Religious, grantmaking, civic, prof & like organizations .....	1 133	3 867	15 743	154	93	39	11	9	—	2	—	—	—
8131	Religious organizations .....	527	1 611	6 339	83	42	27	8	6	—	—	—	—	—
81311	Religious organizations .....	527	1 611	6 339	83	42	27	8	6	—	—	—	—	—
813110	Religious organizations .....	527	1 611	6 339	83	42	27	8	6	—	—	—	—	—
8134	Civic & social organizations .....	410	905	3 650	19	11	4	1	1	—	2	—	—	—
81341	Civic & social organizations .....	410	905	3 650	19	11	4	1	1	—	2	—	—	—
813410	Civic & social organizations .....	410	905	3 650	19	11	4	1	1	—	2	—	—	—
8139	Business, labor, political, like organizations .....	117	660	2 765	36	30	4	1	1	—	—	—	—	—
<b>95</b>	<b>Auxiliaries (exc corporate, subsidiary &amp; regional mgt)</b> .....	<b>(C)</b>	<b>(D)</b>	<b>(D)</b>	<b>5</b>	<b>3</b>	—	<b>1</b>	—	—	<b>1</b>	—	—	—
<b>99</b>	<b>Unclassified establishments</b> .....	<b>(B)</b>	<b>(D)</b>	<b>(D)</b>	<b>61</b>	<b>58</b>	<b>3</b>	—	—	—	—	—	—	—
<b>NEW HAVEN</b>														
	<b>Total</b> .....	<b>343 145</b>	<b>2 712 158</b>	<b>11 683 355</b>	<b>20 833</b>	<b>11 026</b>	<b>4 180</b>	<b>2 661</b>	<b>1 815</b>	<b>610</b>	<b>394</b>	<b>103</b>	<b>26</b>	<b>18</b>
<b>11</b>	<b>Forestry, fishing, hunting, and agriculture support</b> .....	<b>(B)</b>	<b>(D)</b>	<b>(D)</b>	<b>13</b>	<b>10</b>	<b>2</b>	—	<b>1</b>	—	—	—	—	—
<b>21</b>	<b>Mining</b> .....	<b>221</b>	<b>2 262</b>	<b>12 676</b>	<b>18</b>	<b>9</b>	<b>4</b>	<b>2</b>	<b>2</b>	<b>1</b>	—	—	—	—
212	Mining (except oil & gas) .....	(C)	(D)	(D)	12	5	2	2	2	1	—	—	—	—
2123	Nonmetallic mineral mining & quarrying .....	(C)	(D)	(D)	11	4	2	2	2	1	—	—	—	—
21231	Stone mining & quarrying .....	(C)	(D)	(D)	8	1	2	2	2	1	—	—	—	—

Note: Employment-size classes are indicated as follows: A—0 to 19; B—20 to 99; C—100 to 249; E—250 to 499; F—500 to 2,499; H—2,500 to 4,999; I—5,000 to 9,999; J—10,000 to 24,999; K—25,000 to 49,999; L—50,000 to 99,999; M—100,000 or more.











**Table 6. Counties—Employees, Payroll, and Establishments by Industry: 1999—Con.**

[Excludes most government employees, railroad employees, and self-employed persons. Size class 1 to 4 includes establishments with payroll, but no employees, during mid-March pay period. (D) denotes figures withheld to avoid disclosing data for individual companies; the data are included in broader industry totals. Detailed industries with 100 or more employees are shown if industry was not a (D). For explanation of terms, abbreviations, and data reliability/comparability, see introductory text]

NAICS code	Industry	Number of employees for week including March 12	Payroll (\$1,000)		Total number of establishments	Number of establishments by employment-size class									
			First quarter	Annual		1 to 4	5 to 9	10 to 19	20 to 49	50 to 99	100 to 249	250 to 499	500 to 999	1,000 or more	
<b>NEW HAVEN—Con.</b>															
<b>Wholesale trade—Con.</b>															
42	Wholesale trade, durable goods—Con.														
4217	Hardware, plumb & heating equip & sup whsle . . .	507	4 600	24 604	55	32	14	1	6	2	—	—	—	—	
42171	Hardware whsle . . . . .	291	2 529	14 409	26	13	7	1	4	1	—	—	—	—	
421710	Hardware whsle . . . . .	291	2 529	14 409	26	13	7	1	4	1	—	—	—	—	
42173	Warm air heating & AC equip & supplies whsle . . . . .	144	1 510	6 512	8	2	4	—	1	1	—	—	—	—	
421730	Warm air heating & AC equip & supplies whsle . . . . .	144	1 510	6 512	8	2	4	—	1	1	—	—	—	—	
4218	Machinery, equipment & supplies whsle . . . . .	2 292	23 017	105 568	246	128	51	41	17	8	1	—	—	—	
42181	Const & mining (exc petroleum) equip whsle . . . . .	123	1 471	7 169	10	5	1	2	1	1	—	—	—	—	
421810	Const & mining (exc petroleum) equip whsle . . . . .	123	1 471	7 169	10	5	1	2	1	1	—	—	—	—	
42183	Industrial machinery & equipment whsle . . . . .	1 308	13 444	62 204	138	72	27	24	10	5	—	—	—	—	
421830	Industrial machinery & equipment whsle . . . . .	1 308	13 444	62 204	138	72	27	24	10	5	—	—	—	—	
42184	Industrial supplies whsle . . . . .	389	3 633	17 986	52	24	16	7	5	—	—	—	—	—	
421840	Industrial supplies whsle . . . . .	389	3 633	17 986	52	24	16	7	5	—	—	—	—	—	
42185	Service establishment equip & supplies whsle . . . . .	164	1 358	5 718	28	17	6	4	—	1	—	—	—	—	
421850	Service establishment equip & supplies whsle . . . . .	164	1 358	5 718	28	17	6	4	—	1	—	—	—	—	
42186	Transportation equip, supplies (exc MV) whsle . . . . .	221	2 554	10 115	11	6	1	2	1	—	1	—	—	—	
421860	Transportation equip, supplies (exc MV) whsle . . . . .	221	2 554	10 115	11	6	1	2	1	—	1	—	—	—	
4219	Miscellaneous durable goods whsle . . . . .	1 080	6 921	35 078	90	53	15	10	8	2	2	—	—	—	
42191	Sporting & recreational goods & supply whsle . . . . .	110	827	3 931	12	5	2	4	1	—	—	—	—	—	
421910	Sporting & recreational goods & supply whsle . . . . .	110	827	3 931	12	5	2	4	1	—	—	—	—	—	
42193	Recyclable material whsle . . . . .	605	3 829	20 004	30	13	5	3	6	2	1	—	—	—	
421930	Recyclable material whsle . . . . .	605	3 829	20 004	30	13	5	3	6	2	1	—	—	—	
42199	Other miscellaneous durable goods whsle . . . . .	276	1 582	7 525	28	20	6	1	—	—	1	—	—	—	
421990	Other miscellaneous durable goods whsle . . . . .	276	1 582	7 525	28	20	6	1	—	—	1	—	—	—	
422	Wholesale trade, nondurable goods . . . . .	6 127	58 984	276 403	387	188	69	55	47	16	11	1	—	—	
4221	Paper & paper product whsle . . . . .	811	10 470	45 700	53	24	10	9	6	3	1	—	—	—	
42211	Printing & writing paper whsle . . . . .	(C)	(D)	(D)	11	4	1	2	3	1	—	—	—	—	
42212	Stationery & office supplies whsle . . . . .	(C)	(D)	(D)	22	11	5	4	1	1	—	—	—	—	
42213	Industrial & personal service paper whsle . . . . .	409	4 621	21 310	20	9	4	3	2	1	1	—	—	—	
422130	Industrial & personal service paper whsle . . . . .	409	4 621	21 310	20	9	4	3	2	1	1	—	—	—	
4222	Drugs & druggists' sundries whsle . . . . .	577	5 459	28 341	18	5	3	3	4	1	2	—	—	—	
42221	Drugs & druggists' sundries whsle . . . . .	577	5 459	28 341	18	5	3	3	4	1	2	—	—	—	
422210	Drugs & druggists' sundries whsle . . . . .	577	5 459	28 341	18	5	3	3	4	1	2	—	—	—	
4223	Apparel, piece goods & notions whsle . . . . .	(E)	(D)	(D)	28	15	4	6	2	1	—	—	—	—	
42233	Women's, children's, infants' clothing whsle . . . . .	148	1 023	4 701	13	7	2	2	1	1	—	—	—	—	
422330	Women's, children's, infants' clothing whsle . . . . .	148	1 023	4 701	13	7	2	2	1	1	—	—	—	—	
4224	Grocery & related product whsle . . . . .	2 016	15 860	75 402	117	56	23	11	19	4	3	1	—	—	
42241	General line grocery whsle . . . . .	487	4 556	20 983	10	6	1	—	1	1	—	1	—	—	
422410	General line grocery whsle . . . . .	487	4 556	20 983	10	6	1	—	1	1	—	1	—	—	
42247	Meat & meat product whsle . . . . .	244	1 695	9 058	10	2	3	2	2	—	1	—	—	—	
422470	Meat & meat product whsle . . . . .	244	1 695	9 058	10	2	3	2	2	—	1	—	—	—	
42248	Fresh fruit & vegetable whsle . . . . .	152	919	5 687	14	6	2	3	3	—	—	—	—	—	
422480	Fresh fruit & vegetable whsle . . . . .	152	919	5 687	14	6	2	3	3	—	—	—	—	—	
42249	Other grocery & related products whsle . . . . .	928	7 133	32 298	53	27	10	2	9	3	2	—	—	—	
422490	Other grocery & related products whsle . . . . .	928	7 133	32 298	53	27	10	2	9	3	2	—	—	—	
4226	Chemical & allied products whsle . . . . .	501	5 583	27 445	47	24	10	6	4	3	—	—	—	—	
42269	Other chemical & allied products whsle . . . . .	403	4 557	20 223	35	17	9	4	2	3	—	—	—	—	
422690	Other chemical & allied products whsle . . . . .	403	4 557	20 223	35	17	9	4	2	3	—	—	—	—	
4227	Petroleum & petroleum products whsle . . . . .	246	2 778	11 397	29	16	5	4	4	—	—	—	—	—	
42271	Petroleum bulk stations & terminals . . . . .	205	2 354	9 803	18	9	1	4	4	—	—	—	—	—	
422710	Petroleum bulk stations & terminals . . . . .	205	2 354	9 803	18	9	1	4	4	—	—	—	—	—	
4228	Beer, wine, distilled alcoholic beverage whsle . . . . .	913	11 134	52 008	14	5	—	2	—	3	4	—	—	—	
42281	Beer & ale whsle . . . . .	(E)	(D)	(D)	4	2	—	—	—	—	2	—	—	—	
42282	Wine & distilled alcoholic beverage whsle . . . . .	(F)	(D)	(D)	10	3	—	2	—	3	2	—	—	—	
4229	Miscellaneous nondurable goods whsle . . . . .	785	5 905	27 439	80	43	14	14	7	1	1	—	—	—	
42292	Book, periodical & newspaper whsle . . . . .	272	2 192	9 658	13	3	4	4	1	—	—	—	—	—	
422920	Book, periodical & newspaper whsle . . . . .	272	2 192	9 658	13	3	4	4	1	—	—	—	—	—	
42293	Flower, nursery stock, florists' supplies whsle . . . . .	200	1 114	5 004	14	5	1	6	1	1	—	—	—	—	
422930	Flower, nursery stock, florists' supplies whsle . . . . .	200	1 114	5 004	14	5	1	6	1	1	—	—	—	—	
42299	Other miscellaneous nondurable goods whsle . . . . .	182	1 642	7 534	35	26	5	1	3	—	—	—	—	—	
422990	Other miscellaneous nondurable goods whsle . . . . .	182	1 642	7 534	35	26	5	1	3	—	—	—	—	—	
<b>44-45</b>	<b>Retail trade . . . . .</b>	<b>45 438</b>	<b>206 511</b>	<b>916 147</b>	<b>3 308</b>	<b>1 602</b>	<b>778</b>	<b>482</b>	<b>271</b>	<b>95</b>	<b>62</b>	<b>17</b>	<b>1</b>	<b>—</b>	
441	Motor vehicle & parts dealers . . . . .	5 035	38 316	184 077	348	139	66	59	59	24	1	—	—	—	
4411	Automobile dealers . . . . .	3 407	29 937	147 199	169	72	14	15	44	23	1	—	—	—	
44111	New car dealers . . . . .	3 065	27 520	136 154	92	13	5	10	40	23	1	—	—	—	
441110	New car dealers . . . . .	3 065	27 520	136 154	92	13	5	10	40	23	1	—	—	—	
44112	Used car dealers . . . . .	342	2 417	11 045	77	59	9	5	4	—	—	—	—	—	
441120	Used car dealers . . . . .	342	2 417	11 045	77	59	9	5	4	—	—	—	—	—	
4412	Other motor vehicle dealers . . . . .	149	934	5 455	25	14	5	5	1	—	—	—	—	—	
44122	Motorcycle & boat & other MV dealers . . . . .	(C)	(D)	(D)	23	12	5	5	1	—	—	—	—	—	
4413	Automotive parts, accessories & tire stores . . . . .	1 479	7 445	31 423	154	53	47	39	14	1	—	—	—	—	
44131	Automotive parts, accessories & tire stores . . . . .	1 129	5 295	21 995	119	45	36	27	10	1	—	—	—	—	
441310	Automotive parts, accessories & tire stores . . . . .	1 129	5 295	21 995	119	45	36	27	10	1	—	—	—	—	
44132	Tire dealers . . . . .	350	2 150	9 428	35	8	11	12	4	—	—	—	—	—	
441320	Tire dealers . . . . .	350	2 150	9 428	35	8	11	12	4	—	—	—	—	—	

Note: Employment-size classes are indicated as follows: A—0 to 19; B—20 to 99; C—100 to 249; E—250 to 499; F—500 to 999; G—1,000 to 2,499; H—2,500 to 4,999; I—5,000 to 9,999; J—10,000 to 24,999; K—25,000 to 49,999; L—50,000 to 99,999; M—100,000 or more.

**Table 6. Counties—Employees, Payroll, and Establishments by Industry: 1999—Con.**

[Excludes most government employees, railroad employees, and self-employed persons. Size class 1 to 4 includes establishments with payroll, but no employees, during mid-March pay period. (D) denotes figures withheld to avoid disclosing data for individual companies; the data are included in broader industry totals. Detailed industries with 100 or more employees are shown if industry was not a (D). For explanation of terms, abbreviations, and data reliability/comparability, see introductory text]

NAICS code	Industry	Number of employees for week including March 12	Payroll (\$1,000)		Total number of establishments	Number of establishments by employment-size class								
			First quarter	Annual		1 to 4	5 to 9	10 to 19	20 to 49	50 to 99	100 to 249	250 to 499	500 to 999	1,000 or more
<b>NEW HAVEN—Con.</b>														
<b>44-45 Retail trade—Con.</b>														
442	Furniture & home furnishing stores	1 404	7 104	34 474	179	94	44	30	10	—	1	—	—	—
4421	Furniture stores	565	3 517	17 473	82	43	18	17	4	—	—	—	—	—
44211	Furniture stores	565	3 517	17 473	82	43	18	17	4	—	—	—	—	—
442110	Furniture stores	565	3 517	17 473	82	43	18	17	4	—	—	—	—	—
4422	Home furnishings stores	839	3 587	17 001	97	51	26	13	6	—	1	—	—	—
44221	Floor covering stores	270	1 731	8 775	45	21	15	8	1	—	—	—	—	—
442210	Floor covering stores	270	1 731	8 775	45	21	15	8	1	—	—	—	—	—
44229	Other home furnishings stores	569	1 856	8 226	52	30	11	5	5	—	1	—	—	—
442299	All other home furnishings stores	535	1 735	7 642	46	25	11	5	4	—	1	—	—	—
443	Electronics & appliance stores	1 033	5 096	21 242	131	62	41	21	3	3	1	—	—	—
4431	Electronics & appliance stores	1 033	5 096	21 242	131	62	41	21	3	3	1	—	—	—
44311	Appliance, TV & all other electronics stores	700	3 463	14 676	87	37	32	13	2	3	—	—	—	—
443111	Household appliance stores	236	1 075	5 431	32	18	8	4	1	1	—	—	—	—
443112	Radio, television & other electronics stores	464	2 388	9 245	55	19	24	9	1	2	—	—	—	—
44312	Computer & software stores	250	1 305	5 045	32	19	6	5	1	—	1	—	—	—
443120	Computer & software stores	250	1 305	5 045	32	19	6	5	1	—	1	—	—	—
444	Bldg material & garden equip & supp dealers	3 894	29 269	119 126	249	113	59	30	35	4	7	1	—	—
4441	Building material & supplies dealers	3 404	27 184	107 487	203	87	51	28	26	4	6	1	—	—
44411	Home centers	(D)	(D)	(D)	7	1	—	—	—	—	5	—	—	—
44412	Paint & wallpaper stores	(D)	(D)	(D)	32	18	11	2	1	—	—	—	—	—
44413	Hardware stores	263	911	3 820	29	16	7	2	3	1	—	—	—	—
444130	Hardware stores	263	911	3 820	29	16	7	2	3	1	—	—	—	—
44419	Other building material dealers	2 051	19 728	76 102	135	52	32	24	22	3	1	1	—	—
444190	Other building material dealers	2 051	19 728	76 102	135	52	32	24	22	3	1	1	—	—
4442	Lawn & garden equip & supplies stores	490	2 085	11 639	46	26	8	2	9	—	—	—	—	—
44422	Nursery & garden centers	414	1 667	9 568	29	16	2	1	9	—	1	—	—	—
444220	Nursery & garden centers	414	1 667	9 568	29	16	2	1	9	—	1	—	—	—
445	Food & beverage stores	9 727	37 739	157 563	497	323	75	32	19	14	26	8	—	—
4451	Grocery stores	8 916	34 979	145 604	256	138	36	20	14	14	26	8	—	—
44511	Grocery (except convenience) stores	8 626	34 248	142 112	169	76	15	16	14	14	26	8	—	—
445110	Grocery (except convenience) stores	8 626	34 248	142 112	169	76	15	16	14	14	26	8	—	—
44512	Convenience stores	290	731	3 492	87	62	21	4	—	—	—	—	—	—
445120	Convenience stores	290	731	3 492	87	62	21	4	—	—	—	—	—	—
4452	Specialty food stores	391	1 205	5 298	99	71	15	10	3	—	—	—	—	—
44521	Meat markets	111	371	1 763	27	19	5	3	—	—	—	—	—	—
445210	Meat markets	111	371	1 763	27	19	5	3	—	—	—	—	—	—
44529	Other specialty food stores	204	431	1 942	49	33	8	7	1	—	—	—	—	—
4453	Beer, wine & liquor stores	420	1 555	6 661	142	114	24	2	2	—	—	—	—	—
44531	Beer, wine & liquor stores	420	1 555	6 661	142	114	24	2	2	—	—	—	—	—
445310	Beer, wine & liquor stores	420	1 555	6 661	142	114	24	2	2	—	—	—	—	—
446	Health & personal care stores	4 016	14 976	65 517	275	101	59	51	47	12	5	—	—	—
4461	Health & personal care stores	4 016	14 976	65 517	275	101	59	51	47	12	5	—	—	—
44611	Pharmacies & drug stores	3 355	11 890	51 602	136	16	16	46	41	12	5	—	—	—
446110	Pharmacies & drug stores	3 355	11 890	51 602	136	16	16	46	41	12	5	—	—	—
44612	Cosmetics, beauty supplies & perfume stores	143	363	1 654	24	13	8	1	2	—	—	—	—	—
446120	Cosmetics, beauty supplies & perfume stores	143	363	1 654	24	13	8	1	2	—	—	—	—	—
44613	Optical goods stores	261	1 434	6 335	58	36	17	3	2	—	—	—	—	—
446130	Optical goods stores	261	1 434	6 335	58	36	17	3	2	—	—	—	—	—
44619	Other health & personal care stores	257	1 289	5 926	57	36	18	1	2	—	—	—	—	—
446191	Food (health) supplement stores	125	343	1 357	24	11	—	—	—	—	—	—	—	—
446199	All other health & personal care stores	132	946	4 569	33	24	7	1	1	—	—	—	—	—
447	Gasoline stations	1 930	7 286	32 789	315	151	114	40	9	1	—	—	—	—
4471	Gasoline stations	1 930	7 286	32 789	315	151	114	40	9	1	—	—	—	—
44711	Gasoline stations with convenience stores	826	2 994	13 595	130	55	50	20	5	—	—	—	—	—
447110	Gasoline stations with convenience stores	826	2 994	13 595	130	55	50	20	5	—	—	—	—	—
44719	Other gasoline stations	1 104	4 292	19 194	185	96	64	20	4	1	—	—	—	—
447190	Other gasoline stations	1 104	4 292	19 194	185	96	64	20	4	1	—	—	—	—
448	Clothing & clothing accessories stores	4 349	12 705	69 337	500	222	153	86	29	7	3	—	—	—
4481	Clothing stores	3 441	9 273	54 544	318	129	83	68	28	7	3	—	—	—
44811	Men's clothing stores	323	1 621	5 712	52	23	19	9	1	—	—	—	—	—
448110	Men's clothing stores	323	1 621	5 712	52	23	19	9	1	—	—	—	—	—
44812	Women's clothing stores	974	2 351	10 784	125	44	40	34	7	—	—	—	—	—
448120	Women's clothing stores	974	2 351	10 784	125	44	40	34	7	—	—	—	—	—
44813	Children's & infants' clothing stores	188	464	2 318	20	6	6	7	1	—	—	—	—	—
448130	Children's & infants' clothing stores	188	464	2 318	20	6	6	7	1	—	—	—	—	—
44814	Family clothing stores	1 708	4 068	32 380	66	21	4	13	18	7	3	—	—	—
448140	Family clothing stores	1 708	4 068	32 380	66	21	4	13	18	7	3	—	—	—
44819	Other clothing stores	182	566	2 477	32	19	7	5	1	—	—	—	—	—
448190	Other clothing stores	182	566	2 477	32	19	7	5	1	—	—	—	—	—
4482	Shoe stores	476	1 414	5 987	90	39	42	8	1	—	—	—	—	—
44821	Shoe stores	476	1 414	5 987	90	39	42	8	1	—	—	—	—	—
448210	Shoe stores	476	1 414	5 987	90	39	42	8	1	—	—	—	—	—
4483	Jewelry, luggage & leather goods stores	432	2 018	8 806	92	54	28	10	—	—	—	—	—	—
44831	Jewelry stores	414	1 974	8 641	88	51	27	10	—	—	—	—	—	—
448310	Jewelry stores	414	1 974	8 641	88	51	27	10	—	—	—	—	—	—

Note: Employment-size classes are indicated as follows: A—0 to 19; B—20 to 99; C—100 to 249; E—250 to 499; F—500 to 999; G—1,000 to 2,499; H—2,500 to 4,999; I—5,000 to 9,999; J—10,000 to 24,999; K—25,000 to 49,999; L—50,000 to 99,999; M—100,000 or more.



**Table 6. Counties—Employees, Payroll, and Establishments by Industry: 1999—Con.**

[Excludes most government employees, railroad employees, and self-employed persons. Size class 1 to 4 includes establishments with payroll, but no employees, during mid-March pay period. (D) denotes figures withheld to avoid disclosing data for individual companies; the data are included in broader industry totals. Detailed industries with 100 or more employees are shown if industry was not a (D). For explanation of terms, abbreviations, and data reliability/comparability, see introductory text]

NAICS code	Industry	Number of employees for week including March 12	Payroll (\$1,000)		Total number of establishments	Number of establishments by employment-size class																				
			First quarter	Annual		1 to 4	5 to 9	10 to 19	20 to 49	50 to 99	100 to 249	250 to 499	500 to 999	1,000 or more												
<b>NEW HAVEN—Con.</b>																										
<b>48-49 Transportation &amp; warehousing—Con.</b>																										
Transit & ground passenger transportation—Con.																										
485	Charter bus industry		620	3 738	5	1	1	—	2	1	—	—	—	—	—	—	—									
4855	Charter bus industry	153	620	3 738	5	1	1	—	2	1	—	—	—	—	—	—	—									
485510	Charter bus industry	153	620	3 738	5	1	1	—	2	1	—	—	—	—	—	—	—									
4859	Oth transit & ground passenger transportation	(C)	(D)	(D)	7	1	1	4	1	—	—	—	—	—	—	—	—									
48599	Oth transit & ground passenger transportation	(C)	(D)	(D)	7	1	1	4	1	—	—	—	—	—	—	—	—									
488	Transportation support activities	562	3 380	15 083	55	29	11	10	3	—	2	—	—	—	—	—	—									
4885	Freight transportation arrangement	222	1 576	6 955	25	15	6	3	—	—	1	—	—	—	—	—	—									
48851	Freight transportation arrangement	222	1 576	6 955	25	15	6	3	—	—	1	—	—	—	—	—	—									
488510	Freight transportation arrangement	222	1 576	6 955	25	15	6	3	—	—	1	—	—	—	—	—	—									
4889	Other transportation support activities	112	176	1 196	4	2	1	—	—	—	1	—	—	—	—	—	—									
48899	Other transportation support activities	112	176	1 196	4	2	1	—	—	—	1	—	—	—	—	—	—									
488991	Packing & crating	112	176	1 196	4	2	1	—	—	—	1	—	—	—	—	—	—									
492	Couriers & messengers	462	3 593	14 971	20	9	2	3	4	1	1	—	—	—	—	—	—									
4921	Couriers	(E)	(D)	(D)	9	3	—	2	2	1	1	—	—	—	—	—	—									
49211	Couriers	(E)	(D)	(D)	9	3	—	2	2	1	1	—	—	—	—	—	—									
4922	Local messengers & local delivery	(C)	(D)	(D)	11	6	2	1	2	—	—	—	—	—	—	—	—									
49221	Local messengers & local delivery	(C)	(D)	(D)	11	6	2	1	2	—	—	—	—	—	—	—	—									
493	Warehousing & storage	201	1 135	5 480	14	7	1	2	3	1	—	—	—	—	—	—	—									
4931	Warehousing & storage	201	1 135	5 480	14	7	1	2	3	1	—	—	—	—	—	—	—									
49311	General warehousing & storage	148	665	3 156	10	5	1	1	2	1	—	—	—	—	—	—	—									
493110	General warehousing & storage	148	665	3 156	10	5	1	1	2	1	—	—	—	—	—	—	—									
<b>51</b>	<b>Information</b>	<b>12 794</b>	<b>163 653</b>	<b>602 173</b>	<b>325</b>	<b>162</b>	<b>48</b>	<b>32</b>	<b>38</b>	<b>20</b>	<b>9</b>	<b>10</b>	<b>5</b>	<b>1</b>												
511	Publishing industries	2 596	22 591	99 193	102	46	21	11	13	7	2	1	1	—	—	—	—									
5111	Newspaper, periodical, book, database publishers	2 082	15 853	68 195	68	31	14	9	6	4	2	1	1	—	—	—	—									
51111	Newspaper publishers	1 563	10 295	42 044	23	6	6	3	3	2	1	1	1	—	—	—	—									
511110	Newspaper publishers	1 563	10 295	42 044	23	6	6	3	3	2	1	1	1	—	—	—	—									
51112	Periodical publishers	134	1 284	6 910	19	9	6	2	2	—	—	—	—	—	—	—	—									
511120	Periodical publishers	134	1 284	6 910	19	9	6	2	2	—	—	—	—	—	—	—	—									
51113	Book publishers	353	3 971	16 924	14	6	1	3	1	2	1	—	—	—	—	—	—									
511130	Book publishers	353	3 971	16 924	14	6	1	3	1	2	1	—	—	—	—	—	—									
5112	Software publishers	514	6 738	30 998	34	15	7	2	7	3	—	—	—	—	—	—	—									
51121	Software publishers	514	6 738	30 998	34	15	7	2	7	3	—	—	—	—	—	—	—									
511210	Software publishers	514	6 738	30 998	34	15	7	2	7	3	—	—	—	—	—	—	—									
512	Motion picture & sound recording industries	323	1 029	4 783	34	21	4	3	4	2	—	—	—	—	—	—	—									
5121	Motion picture & video industries	(E)	(D)	(D)	30	19	2	3	4	2	—	—	—	—	—	—	—									
51213	Motion picture & video exhibition	268	684	2 806	11	2	—	3	4	2	—	—	—	—	—	—	—									
512131	Motion picture theaters (except drive-ins)	268	684	2 806	11	2	—	3	4	2	—	—	—	—	—	—	—									
513	Broadcasting & telecommunications	8 906	132 781	469 101	130	59	15	14	16	6	7	8	4	1	—	—	—									
5131	Radio & television broadcasting	(E)	(D)	(D)	18	8	1	1	5	2	1	—	—	—	—	—	—									
51311	Radio broadcasting	(E)	(D)	(D)	11	4	1	—	4	2	—	—	—	—	—	—	—									
51312	Television broadcasting	(C)	(D)	(D)	7	4	—	1	1	—	1	—	—	—	—	—	—									
5132	Cable networks & program distribution	(C)	(D)	(D)	7	4	1	—	—	1	1	—	—	—	—	—	—									
51322	Cable & other program distribution	(C)	(D)	(D)	5	2	1	—	—	1	1	—	—	—	—	—	—									
5133	Telecommunications	8 235	126 183	442 534	105	47	13	13	11	3	5	8	4	1	—	—	—									
51331	Wired telecommunications carriers	(I)	(D)	(D)	65	24	7	8	7	3	4	8	4	—	—	—	—									
51332	Wireless telecom carriers (exc satellite)	(G)	(D)	(D)	24	14	4	2	3	—	—	—	—	—	—	—	—									
51333	Telecommunications resellers	(C)	(D)	(D)	6	3	1	1	—	—	1	—	—	—	—	—	—									
514	Information & data processing services	969	7 252	29 096	59	36	8	4	5	5	—	1	—	—	—	—	—									
5141	Information services	414	3 358	13 934	34	19	5	3	4	3	—	—	—	—	—	—	—									
51412	Libraries & archives	209	831	3 491	15	5	3	3	3	1	—	—	—	—	—	—	—									
514120	Libraries & archives	209	831	3 491	15	5	3	3	3	1	—	—	—	—	—	—	—									
51419	Other information services	205	2 527	10 443	19	14	2	—	1	2	—	—	—	—	—	—	—									
514191	On-line information services	205	2 527	10 443	19	14	2	—	1	2	—	—	—	—	—	—	—									
5142	Data processing services	555	3 894	15 162	25	17	3	1	1	2	—	1	—	—	—	—	—									
51421	Data processing services	555	3 894	15 162	25	17	3	1	1	2	—	1	—	—	—	—	—									
514210	Data processing services	555	3 894	15 162	25	17	3	1	1	2	—	1	—	—	—	—	—									
<b>52</b>	<b>Finance &amp; insurance</b>	<b>15 469</b>	<b>167 309</b>	<b>651 988</b>	<b>1 064</b>	<b>566</b>	<b>257</b>	<b>142</b>	<b>54</b>	<b>26</b>	<b>14</b>	<b>3</b>	<b>—</b>	<b>2</b>												
522	Credit intermediation & related activities	5 027	50 157	196 268	449	159	171	82	23	8	5	1	—	—	—	—	—									
5221	Depository credit intermediation	3 850	36 930	143 156	329	84	154	64	18	5	3	1	—	—	—	—	—									
52211	Commercial banking	1 295	11 187	45 769	152	31	93	23	4	—	1	—	—	—	—	—	—									
522110	Commercial banking	1 295	11 187	45 769	152	31	93	23	4	—	1	—	—	—	—	—	—									
52212	Savings institutions	2 134	22 724	85 518	108	11	46	33	11	4	2	1	—	—	—	—	—									
522120	Savings institutions	2 134	22 724	85 518	108	11	46	33	11	4	2	1	—	—	—	—	—									
52213	Credit unions	421	3 019	11 869	69	42	15	8	3	1	—	—	—	—	—	—	—									
522130	Credit unions	421	3 019	11 869	69	42	15	8	3	1	—	—	—	—	—	—	—									
5222	Nondepository credit intermediation	842	10 142	38 735	77	46	12	11	4	3	1	—	—	—	—	—	—									
52222	Sales financing	(C)	(D)	(D)	6	4	—	1	—	1	—	—	—	—	—	—	—									
52229	Other nondepository credit intermediation	(F)	(D)	(D)	70	41	12	10	4	2	1	—	—	—	—	—	—									
522292	Real estate credit	684	8 928	33 700	54	27	11	9	4	2	1	—	—	—	—	—	—									
5223	Activities related to credit intermediation	335	3 085	14 377	43	29	5	7	1	—	1	—	—	—	—	—	—									
52231	Mortgage & nonmortgage brokers	150	1 476	7 145	28	18	4	5	1	—	—	—	—	—	—	—	—									
522310	Mortgage & nonmortgage brokers	150	1 476	7 145	28	18	4	5	1	—	—	—	—	—	—	—	—									
52232	Financial clearinghouse & reserve activities	(C)	(D)	(D)	3	1	—	1	—	—	1	—	—	—	—	—	—									
523	Security, commodity contracts & like activity	(F)	(D)	(D)	137	101	17	8	9	2	—	—	—	—	—	—	—									
5231	Scrtcy & comdty contracts intermed & brokerage	640	16 005	56 872	65	40	10	5	8	2	—	—	—	—	—	—	—									
52312	Securities brokerage	583	14 966	53 117	54	35	5	4	8	2	—	—	—	—	—	—	—									
523120	Securities brokerage	583	14 966	53 117	54</																					

**Table 6. Counties—Employees, Payroll, and Establishments by Industry: 1999—Con.**

[Excludes most government employees, railroad employees, and self-employed persons. Size class 1 to 4 includes establishments with payroll, but no employees, during mid-March pay period. (D) denotes figures withheld to avoid disclosing data for individual companies; the data are included in broader industry totals. Detailed industries with 100 or more employees are shown if industry was not a (D). For explanation of terms, abbreviations, and data reliability/comparability, see introductory text]

NAICS code	Industry	Number of employees for week including March 12	Payroll (\$1,000)		Total number of establishments	Number of establishments by employment-size class																				
			First quarter	Annual		1 to 4	5 to 9	10 to 19	20 to 49	50 to 99	100 to 249	250 to 499	500 to 999	1,000 or more												
<b>NEW HAVEN—Con.</b>																										
<b>52</b>	<b>Finance &amp; insurance—Con.</b>																									
524	Insurance carriers & related activities .....	9 587	98 219	383 715	476	304	69	52	22	16	9	2	—	2												
5241	Insurance carriers .....	7 223	76 899	291 107	111	60	8	16	5	10	8	2	—	2												
52411	Direct life, health, medical insurance carriers ..	(I)	(D)	(D)	38	13	3	7	2	4	5	2	—	2												
52412	Other direct insurance carriers .....	(G)	(D)	(D)	73	47	5	9	3	6	3	—	—	—												
5242	Agencies & other insurance related activities ...	2 364	21 320	92 608	365	244	61	36	17	6	1	—	—	—												
52421	Insurance agencies & brokerages .....	1 801	16 727	72 107	316	220	53	26	12	5	—	—	—	—												
524210	Insurance agencies & brokerages .....	1 801	16 727	72 107	316	220	53	26	12	5	—	—	—	—												
52429	Other insurance related activities .....	563	4 593	20 501	49	24	8	10	5	1	1	—	—	—												
524292	Insurance & pension funds, third party admin .....	384	3 258	14 516	19	6	2	6	3	1	1	—	—	—												
<b>53</b>	<b>Real estate &amp; rental &amp; leasing .....</b>													<b>4 464</b>	<b>25 298</b>	<b>114 832</b>	<b>733</b>	<b>492</b>	<b>134</b>	<b>69</b>	<b>30</b>	<b>6</b>	<b>1</b>	<b>1</b>	<b>—</b>	<b>—</b>
531	Real estate .....	3 159	18 369	83 516	558	414	87	32	19	4	1	1	—	—												
5311	Lessors of real estate .....	1 200	5 957	26 639	256	192	42	14	7	—	1	—	—	—												
53111	Lessors of residential buildings & dwellings ...	832	3 419	16 415	144	103	25	10	5	—	1	—	—	—												
531110	Lessors of residential buildings & dwellings...	832	3 419	16 415	144	103	25	10	5	—	1	—	—	—												
53112	Lessors of nonres bldg (exc miniwarehouses) .....	273	1 947	7 991	81	65	11	3	2	—	—	—	—	—												
531120	Lessors of nonres bldg (exc miniwarehouses) .....	273	1 947	7 991	81	65	11	3	2	—	—	—	—	—												
5312	Offices of real estate agents & brokers .....	528	3 748	18 716	154	130	16	4	3	1	—	—	—	—												
53121	Offices of real estate agents & brokers .....	528	3 748	18 716	154	130	16	4	3	1	—	—	—	—												
531210	Offices of real estate agents & brokers .....	528	3 748	18 716	154	130	16	4	3	1	—	—	—	—												
5313	Activities related to real estate .....	1 431	8 664	38 161	148	92	29	14	9	3	—	1	—	—												
53131	Real estate property managers .....	1 211	6 930	30 549	97	55	20	11	7	3	—	1	—	—												
531311	Residential property managers .....	991	5 205	22 486	68	35	18	8	3	3	—	1	—	—												
531312	Nonresidential property managers .....	220	1 725	8 063	29	20	2	3	4	—	—	—	—	—												
53132	Offices of real estate appraisers .....	109	640	3 254	27	21	4	1	1	—	—	—	—	—												
531320	Offices of real estate appraisers .....	109	640	3 254	27	21	4	1	1	—	—	—	—	—												
53139	Other activities related to real estate .....	111	1 094	4 358	24	16	5	2	1	—	—	—	—	—												
531390	Other activities related to real estate .....	111	1 094	4 358	24	16	5	2	1	—	—	—	—	—												
532	Rental & leasing services .....	(G)	(D)	(D)	173	76	47	37	11	2	—	—	—	—												
5321	Automotive equipment rental & leasing .....	330	2 295	10 177	42	25	9	3	3	2	—	—	—	—												
53211	Passenger car rental & leasing .....	121	740	3 250	18	10	4	1	3	—	—	—	—	—												
53212	Truck, utility trailer & RV rental & leasing .....	209	1 555	6 927	24	15	5	2	—	2	—	—	—	—												
532120	Truck, utility trailer & RV rental & leasing .....	209	1 555	6 927	24	15	5	2	—	2	—	—	—	—												
5322	Consumer goods rental .....	754	2 827	12 712	96	36	24	31	5	—	—	—	—	—												
53223	Video tape & disc rental .....	474	1 132	4 531	62	20	15	25	2	—	—	—	—	—												
532230	Video tape & disc rental .....	474	1 132	4 531	62	20	15	25	2	—	—	—	—	—												
53229	Other consumer goods rental .....	140	923	4 488	18	8	4	5	1	—	—	—	—	—												
5324	Commercial, industrial equip rental & leasing ...	(C)	(D)	(D)	17	10	1	3	3	—	—	—	—	—												
<b>54</b>	<b>Professional, scientific &amp; technical services .....</b>													<b>14 425</b>	<b>148 453</b>	<b>698 978</b>	<b>2 044</b>	<b>1 363</b>	<b>354</b>	<b>192</b>	<b>95</b>	<b>26</b>	<b>10</b>	<b>4</b>	<b>—</b>	<b>—</b>
541	Professional, scientific & technical services .....	14 425	148 453	698 978	2 044	1 363	354	192	95	26	10	4	—	—												
5411	Legal services .....	3 525	33 404	169 941	702	501	112	61	23	4	1	—	—	—												
54111	Offices of lawyers .....	3 510	33 306	169 400	689	488	112	61	23	4	1	—	—	—												
541110	Offices of lawyers .....	3 510	33 306	169 400	689	488	112	61	23	4	1	—	—	—												
5412	Accounting, tax prep, bookkeep, payroll services .....	2 042	18 409	82 071	268	186	50	15	13	1	1	2	—	—												
54121	Accounting, tax prep, bookkeep, payroll services .....	2 042	18 409	82 071	268	186	50	15	13	1	1	2	—	—												
541211	Offices of certified public accountants .....	894	7 664	38 661	176	115	41	10	9	1	—	—	—	—												
541219	Other accounting services .....	345	2 795	12 012	62	47	9	4	1	—	1	—	—	—												
5413	Architectural, engineering & related services ...	2 391	24 118	117 464	298	171	58	41	21	5	2	—	—	—												
54131	Architectural services .....	569	5 674	29 552	81	49	20	7	3	2	—	—	—	—												
541310	Architectural services .....	569	5 674	29 552	81	49	20	7	3	2	—	—	—	—												
54133	Engineering services .....	1 432	15 390	73 317	142	73	29	21	14	3	2	—	—	—												
541330	Engineering services .....	1 432	15 390	73 317	142	73	29	21	14	3	2	—	—	—												
54138	Testing laboratories .....	210	1 911	8 638	21	8	2	7	4	—	—	—	—	—												
541380	Testing laboratories .....	210	1 911	8 638	21	8	2	7	4	—	—	—	—	—												
5414	Specialized design services .....	215	1 889	8 625	60	42	12	5	1	—	—	—	—	—												
54143	Graphic design services .....	136	1 324	6 221	40	29	8	2	1	—	—	—	—	—												
541430	Graphic design services .....	136	1 324	6 221	40	29	8	2	1	—	—	—	—	—												
5415	Computer systems design & related services ...	2 040	31 410	145 284	233	160	33	21	12	5	1	1	—	—												
54151	Computer systems design & related services ...	2 040	31 410	145 284	233	160	33	21	12	5	1	1	—	—												
541511	Custom computer programming services ..	1 195	19 834	85 135	69	12	9	7	2	1	1	—	—	—												
541512	Computer systems design services .....	650	9 101	41 760	98	63	19	11	3	2	—	—	—	—												
5416	Management, sci & tech consulting services ...	898	9 670	49 974	193	139	33	15	3	3	—	—	—	—												
54161	Management consulting services .....	782	8 047	41 154	161	118	24	13	3	3	—	—	—	—												
541611	Admin & gen management consulting services .....	171	1 802	9 163	62	51	7	4	—	—	—	—	—	—												
541612	Human res & exec search consulting services .....	263	2 379	12 691	45	25	13	5	1	1	—	—	—	—												
541613	Marketing consulting services .....	225	2 501	13 218	36	30	3	1	—	—	—	—	—	—												
5417	Scientific R&D services .....	1 320	15 474	66 503	54	28	5	9	3	5	3	1	—	—												
54171	R&D in physical, engineering & life sciences ..	1 188	15 134	65 226	47	22	5	9	3	5	2	1	—	—												
541710	R&D in physical, engineering & life sciences .....	1 188	15 134	65 226	47	22	5	9	3	5	2	1	—	—												
54172	R&D in social sciences & humanities .....	132	340	1 277	7	6	—	—	—	—	1	—	—	—												
541720	R&D in social sciences & humanities .....	132	340	1 277	7	6	—	—	—	—	1	—	—	—												

Note: Employment-size classes are indicated as follows: A—0 to 19; B—20 to 99; C—100 to 249; E—250 to 499; F—500 to 999; G—1,000 to 2,499; H—2,500 to 4,999; I—5,000 to 9,999; J—10,000 to 24,999; K—25,000 to 49,999; L—50,000 to 99,999; M—100,000 or more.

**Table 6. Counties—Employees, Payroll, and Establishments by Industry: 1999—Con.**

[Excludes most government employees, railroad employees, and self-employed persons. Size class 1 to 4 includes establishments with payroll, but no employees, during mid-March pay period. (D) denotes figures withheld to avoid disclosing data for individual companies; the data are included in broader industry totals. Detailed industries with 100 or more employees are shown if industry was not a (D). For explanation of terms, abbreviations, and data reliability/comparability, see introductory text]

NAICS code	Industry	Number of employees for week including March 12	Payroll (\$1,000)		Total number of establishments	Number of establishments by employment-size class									
			First quarter	Annual		1 to 4	5 to 9	10 to 19	20 to 49	50 to 99	100 to 249	250 to 499	500 to 999	1,000 or more	
<b>NEW HAVEN—Con.</b>															
<b>54</b>	<b>Professional, scientific &amp; technical services—Con.</b>														
541	Professional, scientific & technical services—Con.														
5418	Advertising & related services	1 007	6 997	29 479	96	56	15	10	11	3	1	—	—	—	
54181	Advertising agencies	199	1 596	7 200	33	22	6	2	3	—	—	—	—	—	
541810	Advertising agencies	199	1 596	7 200	33	22	6	2	3	—	—	—	—	—	
54186	Direct mail advertising	502	2 692	9 623	19	7	1	3	5	2	1	—	—	—	
541860	Direct mail advertising	502	2 692	9 623	19	7	1	3	5	2	1	—	—	—	
54189	Other services related to advertising	159	1 390	6 656	27	20	4	1	1	—	—	—	—	—	
541890	Other services related to advertising	159	1 390	6 656	27	20	4	1	1	—	—	—	—	—	
5419	Oth professional, scientific, technical services	987	7 082	29 637	140	80	36	15	8	—	1	—	—	—	
54191	Marketing research & public opinion polling	257	3 788	12 853	13	7	3	1	1	—	1	—	—	—	
541910	Marketing research & public opinion polling	257	3 788	12 853	13	7	3	1	1	—	1	—	—	—	
54192	Photographic services	165	465	2 363	45	29	12	4	—	—	—	—	—	—	
541921	Photography studios, portrait	123	318	1 703	35	23	10	2	—	—	—	—	—	—	
54194	Veterinary services	519	2 504	12 594	57	22	19	9	7	—	—	—	—	—	
541940	Veterinary services	519	2 504	12 594	57	22	19	9	7	—	—	—	—	—	
<b>55</b>	<b>Management of companies &amp; enterprises</b>	<b>8 226</b>	<b>168 754</b>	<b>581 801</b>	<b>107</b>	<b>32</b>	<b>16</b>	<b>12</b>	<b>17</b>	<b>13</b>	<b>7</b>	<b>8</b>	<b>1</b>	<b>1</b>	
551	Management of companies & enterprises	8 226	168 754	581 801	107	32	16	12	17	13	7	8	1	1	
5511	Management of companies & enterprises	8 226	168 754	581 801	107	32	16	12	17	13	7	8	1	1	
55111	Management of companies & enterprises	8 226	168 754	581 801	107	32	16	12	17	13	7	8	1	1	
551114	Corp, subsidiary & regional managing offices	8 044	164 524	567 136	90	24	12	10	15	12	7	8	1	1	
<b>56</b>	<b>Admin, support, waste mgt, remediation services</b>	<b>23 145</b>	<b>114 858</b>	<b>487 310</b>	<b>1 069</b>	<b>622</b>	<b>168</b>	<b>114</b>	<b>84</b>	<b>31</b>	<b>35</b>	<b>12</b>	<b>2</b>	<b>1</b>	
561	Administrative & support services	21 744	102 980	446 956	999	587	160	101	74	29	34	12	1	1	
5611	Office administrative services	1 038	7 634	32 293	53	30	10	5	2	3	1	2	—	—	
56111	Office administrative services	1 038	7 634	32 293	53	30	10	5	2	3	1	2	—	—	
561110	Office administrative services	1 038	7 634	32 293	53	30	10	5	2	3	1	2	—	—	
5613	Employment services	11 514	52 070	229 762	115	33	6	12	22	13	23	5	—	1	
56131	Employment placement agencies	704	3 189	18 926	30	16	5	1	4	2	2	—	—	—	
561310	Employment placement agencies	704	3 189	18 926	30	16	5	1	4	2	2	—	—	—	
56132	Temporary help services	5 923	21 742	101 748	76	14	—	11	18	11	17	5	—	—	
561320	Temporary help services	5 923	21 742	101 748	76	14	—	11	18	11	17	5	—	—	
56133	Employee leasing services	4 887	27 139	109 088	9	3	1	—	—	—	4	—	—	1	
561330	Employee leasing services	4 887	27 139	109 088	9	3	1	—	—	—	4	—	—	1	
5614	Business support services	1 488	8 240	35 321	95	40	20	20	10	3	1	1	—	—	
56142	Telephone call centers	779	3 269	13 615	18	4	1	7	3	1	1	1	—	—	
561421	Telephone answering services	188	830	3 626	8	—	—	7	—	1	—	—	—	—	
561422	Telemarketing bureaus	591	2 439	9 989	10	4	1	—	3	—	1	1	—	—	
56143	Business service centers	234	1 330	6 456	34	16	9	7	2	—	—	—	—	—	
56144	Collection agencies	191	1 481	6 239	16	4	5	5	1	1	—	—	—	—	
561440	Collection agencies	191	1 481	6 239	16	4	5	5	1	1	—	—	—	—	
56145	Credit bureaus	(C)	(D)	(D)	4	—	1	—	2	1	—	—	—	—	
56149	Other business support services	(C)	(D)	(D)	15	10	2	1	2	—	—	—	—	—	
5615	Travel arrangement & reservation services	(F)	(D)	(D)	120	76	32	9	1	1	1	—	—	—	
56151	Travel agencies	579	3 503	14 788	107	70	28	7	1	—	1	—	—	—	
561510	Travel agencies	579	3 503	14 788	107	70	28	7	1	—	1	—	—	—	
56159	Oth travel arrangement & reservation services	113	856	3 916	8	2	3	2	—	1	—	—	—	—	
5616	Investigation & security services	2 265	13 311	45 442	51	24	10	6	5	1	3	1	—	—	
56161	Investigation, guard & armored car services	1 222	4 614	19 462	22	10	3	4	2	—	—	—	—	—	
561612	Security guards & patrol services	1 129	4 344	18 191	10	3	1	2	1	—	—	3	—	—	
56162	Security systems services	1 043	8 697	25 980	29	14	7	2	3	1	1	—	1	—	
561621	Security systems services (except locksmiths)	1 003	8 460	24 936	18	6	5	1	3	1	1	—	1	—	
5617	Services to buildings & dwellings	3 381	10 825	57 545	489	350	64	40	25	6	3	1	—	—	
56171	Exterminating & pest control services	157	738	3 582	20	13	3	1	3	—	—	—	—	—	
561710	Exterminating & pest control services	157	738	3 582	20	13	3	1	3	—	—	—	—	—	
56172	Janitorial services	2 425	6 683	29 825	179	95	27	31	17	5	3	1	—	—	
561720	Janitorial services	2 425	6 683	29 825	179	95	27	31	17	5	3	1	—	—	
56173	Landscaping services	603	2 456	18 090	249	216	7	3	1	—	—	—	—	—	
561730	Landscaping services	603	2 456	18 090	249	216	7	3	1	—	—	—	—	—	
56179	Other services to buildings & dwellings	111	666	4 410	25	16	7	1	1	—	—	—	—	—	
561790	Other services to buildings & dwellings	111	666	4 410	25	16	7	1	1	—	—	—	—	—	
5619	Other support services	1 326	6 292	26 917	75	34	18	9	8	2	4	—	—	—	
56191	Packaging & labeling services	193	802	3 411	11	4	2	3	1	1	—	—	—	—	
561910	Packaging & labeling services	193	802	3 411	11	4	2	3	1	1	—	—	—	—	
56192	Convention & trade show organizers	280	1 715	7 664	7	2	2	1	1	—	1	—	—	—	
561920	Convention & trade show organizers	280	1 715	7 664	7	2	2	1	1	—	1	—	—	—	
56199	All other support services	853	3 775	15 842	57	28	14	5	6	1	3	—	—	—	
561990	All other support services	853	3 775	15 842	57	28	14	5	6	1	3	—	—	—	
562	Waste management & remediation services	1 401	11 878	40 354	70	35	8	13	10	2	1	—	1	—	
5621	Waste collection	379	3 197	14 386	35	17	4	9	3	2	—	—	—	—	
56211	Waste collection	379	3 197	14 386	35	17	4	9	3	2	—	—	—	—	
562111	Solid waste collection	283	2 177	10 153	26	10	4	8	3	1	—	—	—	—	
5622	Waste treatment & disposal	707	5 922	12 284	7	5	—	—	—	—	1	—	1	—	
56221	Waste treatment & disposal	707	5 922	12 284	7	5	—	—	—	—	1	—	1	—	
5629	Remediation & oth waste management services	315	2 759	13 684	28	13	4	4	7	—	—	—	—	—	
56291	Remediation services	205	1 958	9 884	13	3	2	3	5	—	—	—	—	—	
562910	Remediation services	205	1 958	9 884	13	3	2	3	5	—	—	—	—	—	

Note: Employment-size classes are indicated as follows: A—0 to 19; B—20 to 99; C—100 to 249; E—250 to 499; F—500 to 999; G—1,000 to 2,499; H—2,500 to 4,999; I—5,000 to 9,999; J—10,000 to 24,999; K—25,000 to 49,999; L—50,000 to 99,999; M—100,000 or more.

**Table 6. Counties—Employees, Payroll, and Establishments by Industry: 1999—Con.**

[Excludes most government employees, railroad employees, and self-employed persons. Size class 1 to 4 includes establishments with payroll, but no employees, during mid-March pay period. (D) denotes figures withheld to avoid disclosing data for individual companies; the data are included in broader industry totals. Detailed industries with 100 or more employees are shown if industry was not a (D). For explanation of terms, abbreviations, and data reliability/comparability, see introductory text]

NAICS code	Industry	Number of employees for week including March 12	Payroll (\$1,000)		Total number of establishments	Number of establishments by employment-size class									
			First quarter	Annual		1 to 4	5 to 9	10 to 19	20 to 49	50 to 99	100 to 249	250 to 499	500 to 999	1,000 or more	
<b>NEW HAVEN—Con.</b>															
<b>61</b>	<b>Educational services . . . . .</b>	<b>21 561</b>	<b>169 012</b>	<b>751 980</b>	<b>223</b>	<b>106</b>	<b>34</b>	<b>25</b>	<b>26</b>	<b>14</b>	<b>11</b>	<b>4</b>	<b>1</b>	<b>2</b>	
611	Educational services . . . . .	21 561	169 012	751 980	223	106	34	25	26	14	11	4	1	2	
6111	Elementary & secondary schools . . . . .	3 489	22 610	95 813	62	6	6	9	17	13	10	1	—	—	
61111	Elementary & secondary schools . . . . .	3 489	22 610	95 813	62	6	6	9	17	13	10	1	—	—	
611110	Elementary & secondary schools . . . . .	3 489	22 610	95 813	62	6	6	9	17	13	10	1	—	—	
6113	Colleges, universities & professional schools . . . . .	16 844	142 053	637 755	8	1	—	1	—	1	—	2	1	2	
61131	Colleges, universities & professional schools . . . . .	16 844	142 053	637 755	8	1	—	1	—	1	—	2	1	2	
611310	Colleges, universities & professional schools . . . . .	16 844	142 053	637 755	8	1	—	1	—	1	—	2	1	2	
6114	Business schools & computer & mgt training . . . . .	119	996	3 210	22	15	5	1	—	—	—	—	—	—	
6115	Technical & trade schools . . . . .	176	732	3 109	25	14	4	5	2	—	—	—	—	—	
61151	Technical & trade schools . . . . .	176	732	3 109	25	14	4	5	2	—	—	—	—	—	
6116	Other schools & instruction . . . . .	907	2 448	11 239	96	62	17	9	6	—	1	1	—	—	
61161	Fine arts schools . . . . .	293	891	3 607	41	25	9	4	2	—	1	—	—	—	
611610	Fine arts schools . . . . .	293	891	3 607	41	25	9	4	2	—	1	—	—	—	
61169	All other schools & instruction . . . . .	563	1 272	6 148	35	22	4	4	4	—	—	1	—	—	
611699	All other miscellaneous schools & instruction . . . . .	450	1 031	4 909	15	9	2	1	2	—	—	1	—	—	
<b>62</b>	<b>Health care and social assistance . . . . .</b>	<b>58 618</b>	<b>413 678</b>	<b>1 850 031</b>	<b>2 205</b>	<b>912</b>	<b>528</b>	<b>375</b>	<b>201</b>	<b>76</b>	<b>87</b>	<b>15</b>	<b>6</b>	<b>5</b>	
621	Ambulatory health care services . . . . .	18 811	141 791	674 904	1 582	767	421	218	113	34	20	8	1	—	
6211	Offices of physicians . . . . .	6 119	72 451	365 777	680	333	173	102	60	8	4	—	—	—	
62111	Offices of physicians . . . . .	6 119	72 451	365 777	680	333	173	102	60	8	4	—	—	—	
621111	Offices of physicians (exc mental health) . . . . .	5 898	70 779	357 085	627	293	166	98	58	8	4	—	—	—	
621112	Offices of physicians, mental health . . . . .	221	1 672	8 692	53	40	7	4	2	—	—	—	—	—	
6212	Offices of dentists . . . . .	2 478	17 066	81 085	397	170	156	60	11	—	—	—	—	—	
62121	Offices of dentists . . . . .	2 478	17 066	81 085	397	170	156	60	11	—	—	—	—	—	
621210	Offices of dentists . . . . .	2 478	17 066	81 085	397	170	156	60	11	—	—	—	—	—	
6213	Offices of other health practitioners . . . . .	1 415	8 873	39 878	296	192	67	30	7	—	—	—	—	—	
62131	Offices of chiropractors . . . . .	364	2 308	9 917	95	68	21	5	1	—	—	—	—	—	
621310	Offices of chiropractors . . . . .	364	2 308	9 917	95	68	21	5	1	—	—	—	—	—	
62132	Offices of optometrists . . . . .	207	1 100	5 126	50	34	13	3	—	—	—	—	—	—	
621320	Offices of optometrists . . . . .	207	1 100	5 126	50	34	13	3	—	—	—	—	—	—	
62133	Offices of other mental health practitioners . . . . .	159	1 154	5 927	39	29	4	5	1	—	—	—	—	—	
621330	Offices of other mental health practitioners . . . . .	159	1 154	5 927	39	29	4	5	1	—	—	—	—	—	
621334	Offices of PT, OT, speech therapy & audiology . . . . .	408	2 545	10 478	53	23	14	13	3	—	—	—	—	—	
621340	Offices of PT, OT, speech therapy & audiology . . . . .	408	2 545	10 478	53	23	14	13	3	—	—	—	—	—	
62139	Offices of all other health practitioners . . . . .	277	1 766	8 430	59	38	15	4	2	—	—	—	—	—	
621391	Offices of podiatrists . . . . .	181	1 272	6 097	43	30	10	2	1	—	—	—	—	—	
6214	Outpatient care centers . . . . .	2 420	14 690	62 477	81	25	14	14	11	11	5	1	—	—	
62142	Outpatient mental health, substance abuse ctrs . . . . .	442	2 994	13 491	18	7	3	2	3	1	2	—	—	—	
621420	Outpatient mental health, substance abuse ctrs . . . . .	442	2 994	13 491	18	7	3	2	3	1	2	—	—	—	
62149	Other outpatient care centers . . . . .	1 930	11 353	47 737	56	15	9	10	8	10	3	1	—	—	
621498	All other outpatient care centers . . . . .	1 508	8 472	35 017	48	14	7	10	8	6	2	1	—	—	
6215	Medical & diagnostic laboratories . . . . .	723	5 336	23 263	54	36	8	4	5	—	—	1	—	—	
62151	Medical & diagnostic laboratories . . . . .	723	5 336	23 263	54	36	8	4	5	—	—	1	—	—	
621511	Medical laboratories . . . . .	550	3 664	14 883	28	21	2	1	3	—	—	1	—	—	
621512	Diagnostic Imaging centers . . . . .	173	1 672	8 380	26	15	6	3	2	—	—	—	—	—	
6216	Home health care services . . . . .	4 103	17 936	77 683	61	6	3	6	17	15	10	4	—	—	
62161	Home health care services . . . . .	4 103	17 936	77 683	61	6	3	6	17	15	10	4	—	—	
621610	Home health care services . . . . .	4 103	17 936	77 683	61	6	3	6	17	15	10	4	—	—	
6219	Other ambulatory health care services . . . . .	1 553	5 439	24 741	13	5	—	2	—	—	1	2	1	—	
62191	Ambulance services . . . . .	1 519	5 342	24 317	9	3	—	1	—	—	1	2	1	—	
621910	Ambulance services . . . . .	1 519	5 342	24 317	9	3	—	1	—	—	1	2	1	—	
622	Hospitals . . . . .	18 043	165 398	708 743	11	—	—	—	1	—	—	1	4	5	
6221	General medical & surgical hospitals . . . . .	17 195	157 668	676 207	8	—	—	—	—	—	—	—	3	5	
62211	General medical & surgical hospitals . . . . .	17 195	157 668	676 207	8	—	—	—	—	—	—	—	3	5	
622110	General medical & surgical hospitals . . . . .	17 195	157 668	676 207	8	—	—	—	—	—	—	—	3	5	
6222	Psychiatric & substance abuse hospitals . . . . .	(E)	(D)	(D)	1	—	—	—	—	—	—	1	—	—	
62221	Psychiatric & substance abuse hospitals . . . . .	(E)	(D)	(D)	1	—	—	—	—	—	—	1	—	—	
6223	Other specialty hospitals . . . . .	(F)	(D)	(D)	2	—	—	—	1	—	—	—	1	—	
62231	Other specialty hospitals . . . . .	(F)	(D)	(D)	2	—	—	—	1	—	—	—	1	—	
623	Nursing & residential care facilities . . . . .	14 308	80 024	350 093	204	18	20	58	25	23	54	5	1	—	
6231	Nursing care facilities . . . . .	10 914	63 781	276 796	79	4	—	5	3	13	48	5	1	—	
62311	Nursing care facilities . . . . .	10 914	63 781	276 796	79	4	—	5	3	13	48	5	1	—	
623110	Nursing care facilities . . . . .	10 914	63 781	276 796	79	4	—	5	3	13	48	5	1	—	
6232	Residential mental retardation, health facil . . . . .	1 382	6 721	30 213	62	5	11	32	7	5	2	—	—	—	
62321	Residential mental retardation facilities . . . . .	990	4 550	20 536	43	1	8	26	3	3	2	—	—	—	
623210	Residential mental retardation facilities . . . . .	990	4 550	20 536	43	1	8	26	3	3	2	—	—	—	
62322	Residential mental health, subst abuse facil . . . . .	392	2 171	9 677	19	4	3	6	4	2	—	—	—	—	
623220	Residential mental health, subst abuse facil . . . . .	392	2 171	9 677	19	4	3	6	4	2	—	—	—	—	
6233	Community care facilities for the elderly . . . . .	1 339	5 913	26 265	38	6	7	10	8	4	3	—	—	—	
62331	Community care facilities for the elderly . . . . .	1 339	5 913	26 265	38	6	7	10	8	4	3	—	—	—	
623311	Continuing care retirement communities . . . . .	780	3 720	15 976	6	—	—	—	1	2	3	—	—	—	
623312	Homes for the elderly . . . . .	579	2 193	10 289	32	6	7	10	7	2	—	—	—	—	
6239	Other residential care facilities . . . . .	673	3 609	16 819	25	3	2	11	7	1	1	—	—	—	
62399	Other residential care facilities . . . . .	673	3 609	16 819	25	3	2	11	7	1	1	—	—	—	
623990	Other residential care facilities . . . . .	673	3 609	16 819	25	3	2	11	7	1	1	—	—	—	

Note: Employment-size classes are indicated as follows: A—0 to 19; B—20 to 99; C—100 to 249; E—250 to 499; F—500 to 999; G—1,000 to 2,499; H—2,500 to 4,999; I—5,000 to 9,999; J—10,000 to 24,999; K—25,000 to 49,999; L—50,000 to 99,999; M—100,000 or more.

**Table 6. Counties—Employees, Payroll, and Establishments by Industry: 1999—Con.**

[Excludes most government employees, railroad employees, and self-employed persons. Size class 1 to 4 includes establishments with payroll, but no employees, during mid-March pay period. (D) denotes figures withheld to avoid disclosing data for individual companies; the data are included in broader industry totals. Detailed industries with 100 or more employees are shown if industry was not a (D). For explanation of terms, abbreviations, and data reliability/comparability, see introductory text]

NAICS code	Industry	Number of employees for week including March 12	Payroll (\$1,000)		Total number of establishments	Number of establishments by employment-size class																				
			First quarter	Annual		1 to 4	5 to 9	10 to 19	20 to 49	50 to 99	100 to 249	250 to 499	500 to 999	1,000 or more												
<b>NEW HAVEN—Con.</b>																										
<b>62 Health care and social assistance—Con.</b>																										
624	Social assistance	7 456	26 465	116 291	408	127	87	99	62	19	13	1	—	—												
6241	Individual & family services	3 613	13 886	61 133	129	38	24	27	18	13	8	1	—	—												
62411	Child & youth services	721	3 168	13 937	31	10	6	6	5	2	2	—	—	—												
624110	Child & youth services	721	3 168	13 937	31	10	6	6	5	2	2	—	—	—												
62412	Services for elderly & disabled persons	1 494	5 868	25 417	47	11	9	10	7	5	5	—	—	—												
624120	Services for elderly & disabled persons	1 494	5 868	25 417	47	11	9	10	7	5	5	—	—	—												
62419	Other individual & family services	1 398	4 850	21 779	51	17	9	11	6	6	1	1	—	—												
624190	Other individual & family services	1 398	4 850	21 779	51	17	9	11	6	6	1	1	—	—												
6242	Community, emergency, & other relief services	515	2 053	8 718	37	15	6	6	8	2	—	—	—	—												
62421	Community food services	116	545	2 121	12	7	—	2	3	—	—	—	—	—												
624210	Community food services	116	545	2 121	12	7	—	2	3	—	—	—	—	—												
62422	Community housing services	350	1 260	5 615	20	7	4	3	4	2	—	—	—	—												
624221	Temporary shelters	269	775	3 425	9	1	1	3	2	2	—	—	—	—												
6243	Vocational rehabilitation services	941	3 658	17 598	28	5	4	5	7	4	3	—	—	—												
62431	Vocational rehabilitation services	941	3 658	17 598	28	5	4	5	7	4	3	—	—	—												
624310	Vocational rehabilitation services	941	3 658	17 598	28	5	4	5	7	4	3	—	—	—												
6244	Child day care services	2 387	6 868	28 842	214	69	53	61	29	—	2	—	—	—												
62441	Child day care services	2 387	6 868	28 842	214	69	53	61	29	—	2	—	—	—												
624410	Child day care services	2 387	6 868	28 842	214	69	53	61	29	—	2	—	—	—												
<b>71</b>	<b>Arts, entertainment &amp; recreation</b>	<b>3 629</b>	<b>13 801</b>	<b>69 551</b>	<b>276</b>	<b>154</b>	<b>37</b>	<b>29</b>	<b>39</b>	<b>12</b>	<b>5</b>	—	—	—												
711	Performing arts, spectator sports & related industries	1 016	5 453	26 435	72	49	11	3	3	2	4	—	—	—												
7111	Performing arts companies	(E)	(D)	(D)	29	20	6	—	1	1	1	—	—	—												
71111	Theater companies & dinner theaters	133	773	2 931	8	6	1	—	—	—	1	—	—	—												
711110	Theater companies & dinner theaters	133	773	2 931	8	6	1	—	—	—	1	—	—	—												
7112	Spectator sports	248	1 748	7 227	9	6	—	1	—	1	—	—	—	—												
71121	Spectator sports	248	1 748	7 227	9	6	—	1	—	1	—	—	—	—												
7113	Promoters of entertainment events	253	1 497	6 163	10	3	3	2	—	1	1	—	—	—												
71131	Promoters of entertainment events with facility	(C)	(D)	(D)	3	—	1	1	—	—	1	—	—	—												
7115	Independent artists, writers & performers	243	900	7 267	21	18	1	—	1	—	1	—	—	—												
71151	Independent artists, writers & performers	243	900	7 267	21	18	1	—	1	—	1	—	—	—												
711510	Independent artists, writers & performers	243	900	7 267	21	18	1	—	1	—	1	—	—	—												
712	Museums, historical sites & like institutions	118	535	2 509	15	8	3	2	2	—	—	—	—	—												
7121	Museums, historical sites & like institutions	118	535	2 509	15	8	3	2	2	—	—	—	—	—												
713	Amusement, gambling & recreation industries	2 495	7 813	40 607	189	97	23	24	34	10	1	—	—	—												
7132	Gambling industries	(C)	(D)	(D)	5	—	3	1	—	—	1	—	—	—												
71329	Other gambling industries	(C)	(D)	(D)	5	—	3	1	—	—	1	—	—	—												
7139	Other amusement & recreation industries	(G)	(D)	(D)	175	94	17	22	32	10	—	—	—	—												
71391	Golf courses & country clubs	601	2 178	15 531	29	14	5	1	3	6	—	—	—	—												
713910	Golf courses & country clubs	601	2 178	15 531	29	14	5	1	3	6	—	—	—	—												
71394	Fitness & recreational sports centers	1 127	3 036	13 546	77	34	5	13	22	3	—	—	—	—												
713940	Fitness & recreational sports centers	1 127	3 036	13 546	77	34	5	13	22	3	—	—	—	—												
71395	Bowling centers	255	652	2 560	18	7	2	4	5	—	—	—	—	—												
713950	Bowling centers	255	652	2 560	18	7	2	4	5	—	—	—	—	—												
71399	All other amusement & recreation industries	(C)	(D)	(D)	39	32	2	3	1	1	—	—	—	—												
<b>72</b>	<b>Accommodation &amp; food services</b>	<b>21 582</b>	<b>58 523</b>	<b>264 257</b>	<b>1 606</b>	<b>703</b>	<b>273</b>	<b>258</b>	<b>300</b>	<b>56</b>	<b>16</b>	—	—	—												
721	Accommodation	1 627	6 017	27 777	70	27	6	13	16	4	4	—	—	—												
7211	Traveler accommodation	(G)	(D)	(D)	65	23	6	12	16	4	4	—	—	—												
72111	Hotels (exc casino hotels) & motels	1 593	5 910	27 234	63	22	5	12	16	4	4	—	—	—												
721110	Hotels (exc casino hotels) & motels	1 593	5 910	27 234	63	22	5	12	16	4	4	—	—	—												
722	Food services & drinking places	19 955	52 506	236 480	1 536	676	267	245	284	52	12	—	—	—												
7221	Full-service restaurants	9 454	26 398	114 438	624	230	119	103	136	30	6	—	—	—												
72211	Full-service restaurants	9 454	26 398	114 438	624	230	119	103	136	30	6	—	—	—												
722110	Full-service restaurants	9 454	26 398	114 438	624	230	119	103	136	30	6	—	—	—												
7222	Limited-service eating places	7 725	18 120	84 667	655	295	110	109	124	17	—	—	—	—												
72221	Limited-service eating places	7 725	18 120	84 667	655	295	110	109	124	17	—	—	—	—												
722211	Limited-service restaurants	5 631	12 852	58 686	465	219	69	74	91	12	—	—	—	—												
722213	Snack & nonalcoholic beverage bars	2 003	5 034	24 951	180	71	40	32	32	5	—	—	—	—												
7223	Special food services	2 038	6 386	30 546	110	44	17	18	21	5	5	—	—	—												
72231	Food service contractors	1 404	4 708	20 276	62	23	8	12	11	4	4	—	—	—												
722310	Food service contractors	1 404	4 708	20 276	62	23	8	12	11	4	4	—	—	—												
72232	Caterers	563	1 290	8 433	37	14	8	5	8	1	1	—	—	—												
722320	Caterers	563	1 290	8 433	37	14	8	5	8	1	1	—	—	—												
7224	Drinking places (alcoholic beverages)	738	1 602	6 829	147	107	21	15	3	—	1	—	—	—												
72241	Drinking places (alcoholic beverages)	738	1 602	6 829	147	107	21	15	3	—	1	—	—	—												
722410	Drinking places (alcoholic beverages)	738	1 602	6 829	147	107	21	15	3	—	1	—	—	—												
<b>81</b>	<b>Other services (except public administration)</b>	<b>14 942</b>	<b>77 504</b>	<b>342 887</b>	<b>2 327</b>	<b>1 417</b>	<b>569</b>	<b>225</b>	<b>89</b>	<b>15</b>	<b>11</b>	—	1	—												
811	Repair & maintenance	4 014	26 199	115 336	754	465	200	65	18	5	1	—	—	—												
8111	Automotive repair & maintenance	2 775	15 359	67 718	554	355	138	46	12	2	1	—	—	—												
81111	Automotive mechanical & electrical R&M	1 493	9 127	39 666	350	251	76	17	5	—	1	—	—	—												
811111	General automotive repair	1 135	6 906	29 873	270	196	55	14	4	—	1	—	—	—												
811112	Automotive exhaust system repair	141	911	4 002	25	17	—	—	1	—	—	—	—	—												
811113	Automotive transmission repair	119	771	3 325	29	19	9	1	—	—	—	—	—	—												
81112	Automotive body, paint, interior & glass repair	762	4 750	21 199	139	77	41	17	4	—	—	—	—	—												
811121	Automotive body, paint & interior R&M	684	4 249	18 986	125	69	38	14	4	—	—	—	—	—												
81119	Other automotive R&M	520	1 482	6 853	65	27	21	12	3	2	—	—	—	—												
811192	Car washes	241	635	2 789	27	21	9	7	1	—	—	—	—	—												

Note: Employment-size classes are indicated as follows: A—0 to 19; B—20 to 99; C—100 to 249; E—250 to 499; F—500 to 999; G—1,000 to 2,499; H—2,500 to 4,999; I—5,000 to 9,999; J—10,000 to 24,999; K—25,000 to 49,999; L—50,000 to 99,999; M—100,000 or more.



**Table 6. Counties—Employees, Payroll, and Establishments by Industry: 1999—Con.**

[Excludes most government employees, railroad employees, and self-employed persons. Size class 1 to 4 includes establishments with payroll, but no employees, during mid-March pay period. (D) denotes figures withheld to avoid disclosing data for individual companies; the data are included in broader industry totals. Detailed industries with 100 or more employees are shown if industry was not a (D). For explanation of terms, abbreviations, and data reliability/comparability, see introductory text]

NAICS code	Industry	Number of employees for week including March 12	Payroll (\$1,000)		Total number of establishments	Number of establishments by employment-size class								
			First quarter	Annual		1 to 4	5 to 9	10 to 19	20 to 49	50 to 99	100 to 249	250 to 499	500 to 999	1,000 or more
<b>NEW HAVEN—Con.</b>														
<b>81</b>	<b>Other services (except public administration)—Con.</b>													
811	Repair & maintenance—Con.													
8112	Electronic & precision equipment R&M .....	381	4 166	18 244	52	31	13	3	4	1	—	—	—	—
81121	Electronic & precision equipment R&M .....	381	4 166	18 244	52	31	13	3	4	1	—	—	—	—
811212	Computer & office machine R&M .....	227	2 799	12 186	25	14	7	1	2	1	—	—	—	—
8113	Commercial equipment (exc auto & elec)													
81131	R&M .....	570	5 089	22 379	74	33	23	15	1	2	—	—	—	—
811310	Commercial equipment (exc auto & elec)													
811310	R&M .....	570	5 089	22 379	74	33	23	15	1	2	—	—	—	—
811310	Commercial equipment (exc auto & elec)													
811310	R&M .....	570	5 089	22 379	74	33	23	15	1	2	—	—	—	—
8114	Personal & household goods R&M .....	288	1 585	6 995	74	46	26	1	1	—	—	—	—	—
81141	Home, garden equipment & appliance													
81141	R&M .....	112	637	2 918	20	10	9	—	1	—	—	—	—	—
812	Personal & laundry services .....	4 436	18 377	85 707	800	519	178	70	27	1	5	—	—	—
8121	Personal care services .....	2 071	6 793	29 790	455	301	100	39	15	—	—	—	—	—
81211	Hair, nail & skin care services .....	1 864	6 230	27 417	420	280	94	35	11	—	—	—	—	—
812112	Beauty salons .....	1 755	5 914	26 020	378	246	87	34	11	—	—	—	—	—
81219	Other personal care services .....	207	563	2 373	35	21	6	4	4	—	—	—	—	—
8122	Death care services .....	407	3 459	17 256	97	62	27	8	—	—	—	—	—	—
81221	Funeral homes .....	280	2 710	13 531	65	43	14	8	—	—	—	—	—	—
812210	Funeral homes .....	280	2 710	13 531	65	43	14	8	—	—	—	—	—	—
81222	Cemeteries & crematories .....	127	749	3 725	32	19	13	—	—	—	—	—	—	—
812220	Cemeteries & crematories .....	127	749	3 725	32	19	13	—	—	—	—	—	—	—
8123	Drycleaning & laundry services .....	1 383	5 773	27 021	143	85	27	16	10	1	4	—	—	—
81231	Coin-operated laundries & drycleaners .....	146	404	1 729	46	36	9	1	—	—	—	—	—	—
812310	Coin-operated laundries & drycleaners .....	146	404	1 729	46	36	9	1	—	—	—	—	—	—
81232	Drycleaning & laundry services (exc coin-op) .....	618	2 012	8 999	89	48	18	15	8	—	—	—	—	—
812320	Drycleaning & laundry services (exc coin-op) .....	618	2 012	8 999	89	48	18	15	8	—	—	—	—	—
81233	Linen & uniform supply .....	619	3 357	16 293	8	1	—	—	2	1	4	—	—	—
8129	Other personal services .....	575	2 352	11 640	105	71	24	7	2	—	1	—	—	—
81292	Photofinishing .....	259	959	5 315	18	9	6	2	—	—	1	—	—	—
81293	Parking lots & garages .....	195	941	3 894	44	27	12	4	1	—	—	—	—	—
812930	Parking lots & garages .....	195	941	3 894	44	27	12	4	1	—	—	—	—	—
813	Religious, grantmaking, civic, prof & like organizations .....	6 492	32 928	141 844	773	433	191	90	44	9	5	—	1	—
8131	Religious organizations .....	2 871	10 791	43 639	344	153	110	47	31	3	—	—	—	—
81311	Religious organizations .....	2 871	10 791	43 639	344	153	110	47	31	3	—	—	—	—
813110	Religious organizations .....	2 871	10 791	43 639	344	153	110	47	31	3	—	—	—	—
8132	Grantmaking & giving services .....	446	3 235	13 914	45	22	12	6	2	3	—	—	—	—
81321	Grantmaking & giving services .....	446	3 235	13 914	45	22	12	6	2	3	—	—	—	—
813211	Grantmaking foundations .....	145	1 313	5 914	20	14	2	2	1	1	—	—	—	—
813212	Voluntary health organizations .....	178	1 271	5 177	15	5	6	2	1	1	—	—	—	—
813219	Other grantmaking & giving services .....	123	651	2 823	10	3	4	2	—	1	—	—	—	—
8133	Social advocacy organizations .....	178	907	4 021	35	19	12	3	1	—	—	—	—	—
81331	Social advocacy organizations .....	178	907	4 021	35	19	12	3	1	—	—	—	—	—
8134	Civic & social organizations .....	1 462	8 379	37 846	84	53	14	8	4	2	2	—	1	—
81341	Civic & social organizations .....	1 462	8 379	37 846	84	53	14	8	4	2	2	—	1	—
813410	Civic & social organizations .....	1 462	8 379	37 846	84	53	14	8	4	2	2	—	1	—
8139	Business, labor, political, like organizations .....	1 535	9 616	42 424	265	186	43	26	6	1	3	—	—	—
81391	Business associations .....	314	3 118	13 391	40	29	5	5	—	—	1	—	—	—
813910	Business associations .....	314	3 118	13 391	40	29	5	5	—	—	1	—	—	—
81392	Professional organizations (C) .....	(D)	(D)	(D)	26	18	4	4	—	—	—	—	—	—
81393	Labor unions & similar labor organizations .....	624	2 307	10 247	97	52	27	12	5	1	—	—	—	—
813930	Labor unions & similar labor organizations .....	624	2 307	10 247	97	52	27	12	5	1	—	—	—	—
81399	Oth similar organizations (exc business, prof, labor, pol) .....	469	3 225	14 673	99	84	7	5	1	—	2	—	—	—
813990	Oth similar organizations (exc business, prof, labor, pol) .....	469	3 225	14 673	99	84	7	5	1	—	2	—	—	—
<b>95</b>	<b>Auxiliaries (exc corporate, subsidiary &amp; regional mgt) .....</b>	<b>3 878</b>	<b>52 908</b>	<b>234 902</b>	<b>42</b>	<b>10</b>	<b>3</b>	<b>7</b>	<b>13</b>	<b>2</b>	<b>5</b>	<b>—</b>	<b>—</b>	<b>2</b>
<b>99</b>	<b>Unclassified establishments .....</b>	<b>212</b>	<b>542</b>	<b>5 489</b>	<b>251</b>	<b>242</b>	<b>9</b>	<b>—</b>	<b>—</b>	<b>—</b>	<b>—</b>	<b>—</b>	<b>—</b>	<b>—</b>
<b>NEW LONDON</b>														
	<b>Total .....</b>	<b>103 728</b>	<b>788 609</b>	<b>3 413 516</b>	<b>5 705</b>	<b>3 000</b>	<b>1 246</b>	<b>759</b>	<b>436</b>	<b>149</b>	<b>84</b>	<b>21</b>	<b>2</b>	<b>8</b>
<b>11</b>	<b>Forestry, fishing, hunting, and agriculture support .....</b>	<b>(A)</b>	<b>(D)</b>	<b>(D)</b>	<b>15</b>	<b>15</b>	<b>—</b>	<b>—</b>	<b>—</b>	<b>—</b>	<b>—</b>	<b>—</b>	<b>—</b>	<b>—</b>
<b>21</b>	<b>Mining .....</b>	<b>(B)</b>	<b>(D)</b>	<b>(D)</b>	<b>4</b>	<b>1</b>	<b>1</b>	<b>1</b>	<b>1</b>	<b>—</b>	<b>—</b>	<b>—</b>	<b>—</b>	<b>—</b>
<b>22</b>	<b>Utilities .....</b>	<b>(G)</b>	<b>(D)</b>	<b>(D)</b>	<b>15</b>	<b>5</b>	<b>—</b>	<b>3</b>	<b>2</b>	<b>2</b>	<b>2</b>	<b>—</b>	<b>—</b>	<b>1</b>
221	Utilities .....	(G)	(D)	(D)	15	5	—	3	2	2	2	—	—	1
2211	Elec pwr generation, transmsn & distribution ...	(G)	(D)	(D)	10	2	—	2	1	2	2	—	—	1
22111	Electric power generation .....	(G)	(D)	(D)	5	1	—	—	1	2	—	—	—	1
22112	Electric pwr transmsn, control & distribution ...	(E)	(D)	(D)	5	1	—	2	—	—	2	—	—	—

Note: Employment-size classes are indicated as follows: A—0 to 19; B—20 to 99; C—100 to 249; E—250 to 499; F—500 to 999; G—1,000 to 2,499; H—2,500 to 4,999; I—5,000 to 9,999; J—10,000 to 24,999; K—25,000 to 49,999; L—50,000 to 99,999; M—100,000 or more.

**Table 6. Counties—Employees, Payroll, and Establishments by Industry: 1999—Con.**

[Excludes most government employees, railroad employees, and self-employed persons. Size class 1 to 4 includes establishments with payroll, but no employees, during mid-March pay period. (D) denotes figures withheld to avoid disclosing data for individual companies; the data are included in broader industry totals. Detailed industries with 100 or more employees are shown if industry was not a (D). For explanation of terms, abbreviations, and data reliability/comparability, see introductory text]

NAICS code	Industry	Number of employees for week including March 12	Payroll (\$1,000)		Total number of establishments	Number of establishments by employment-size class								
			First quarter	Annual		1 to 4	5 to 9	10 to 19	20 to 49	50 to 99	100 to 249	250 to 499	500 to 999	1,000 or more
<b>NEW LONDON—Con.</b>														
<b>23</b>	<b>Construction</b>	<b>3 228</b>	<b>27 002</b>	<b>128 823</b>	<b>586</b>	<b>420</b>	<b>85</b>	<b>51</b>	<b>23</b>	<b>5</b>	<b>2</b>			
233	Building, developing & general contracting	886	7 896	38 158	160	118	22	11	6	2	1			
2332	Residential building construction	(E)	(D)	(D)	118	97	13	7	1					
23321	Single-family housing construction	361	2 308	12 375	115	94	13	7	1					
233210	Single-family housing construction	361	2 308	12 375	115	94	13	7	1					
2333	Nonresidential building construction	481	5 388	24 362	36	17	8	4	4	2	1			
23331	Mfg & industrial building construction	107	850	3 840	10	3	3	2	2					
233310	Mfg & industrial building construction	107	850	3 840	10	3	3	2	2					
23332	Commercial & institutional bldg construction	374	4 538	20 522	26	14	5	2	2	2	1			
233320	Commercial & institutional bldg construction	374	4 538	20 522	26	14	5	2	2	2	1			
234	Heavy construction	317	2 950	14 824	36	14	10	10	1	1				
2349	Other heavy construction	286	2 744	13 308	25	7	6	10	1	1				
23499	All other heavy construction	216	2 218	10 485	18	5	4	8		1				
234990	All other heavy construction	216	2 218	10 485	18	5	4	8		1				
235	Special trade contractors	2 025	16 156	75 841	390	288	53	30	16	2	1			
2351	Plumbing, heating & AC contractor	594	5 045	22 537	87	54	14	13	4	2				
23511	Plumbing, heating & AC contractor	594	5 045	22 537	87	54	14	13	4	2				
235110	Plumbing, heating & AC contractor	594	5 045	22 537	87	54	14	13	4	2				
2352	Painting & wall covering contractors	165	1 035	5 357	42	30	7	4	1					
23521	Painting & wall covering contractors	165	1 035	5 357	42	30	7	4	1					
235210	Painting & wall covering contractors	165	1 035	5 357	42	30	7	4	1					
2353	Electrical contractors	532	5 105	22 336	62	41	12	3	5		1			
23531	Electrical contractors	532	5 105	22 336	62	41	12	3	5		1			
235310	Electrical contractors	532	5 105	22 336	62	41	12	3	5		1			
2354	Masonry, drywall, insulation, tile contractors	(C)	(D)	(D)	27	21	3	1	2					
23542	Drywall, acoustical & insulation contractors	101	734	2 913	9	6		1	2					
235420	Drywall, acoustical & insulation contractors	101	734	2 913	9	6		1	2					
2355	Carpentry & floor contractors	167	1 143	5 296	54	45	6	2	1					
23551	Carpentry contractors	133	945	4 508	43	36	4	2	1					
235510	Carpentry contractors	133	945	4 508	43	36	4	2	1					
2356	Roofing, siding, & sheet metal contractors	140	807	4 281	31	23	4	3	1					
23561	Roofing, siding, & sheet metal contractors	140	807	4 281	31	23	4	3	1					
235610	Roofing, siding, & sheet metal contractors	140	807	4 281	31	23	4	3	1					
2359	Other special trade contractors	212	1 721	9 674	63	55	4	2	2					
23593	Excavation contractors	110	741	4 736	39	36	2		1					
235930	Excavation contractors	110	741	4 736	39	36	2		1					
<b>31-33</b>	<b>Manufacturing</b>	<b>18 805</b>	<b>255 075</b>	<b>1 064 936</b>	<b>213</b>	<b>85</b>	<b>38</b>	<b>36</b>	<b>15</b>	<b>18</b>	<b>15</b>	<b>3</b>	<b>1</b>	<b>2</b>
311	Food mfg	247	1 385	6 020	14	1	5	6		2				
3111	Animal food mfg	(C)	(D)	(D)	3			2		1				
31111	Animal food mfg	(C)	(D)	(D)	3			2		1				
3118	Bakeries & tortilla mfg	(C)	(D)	(D)	9	1	4	3		1				
31181	Bread & bakery product mfg	(C)	(D)	(D)	9	1	4	3		1				
313	Textile mills	(C)	(D)	(D)	7	3		2	1	1				
3133	Textile, fabric finishing, fabric coating mills	(C)	(D)	(D)	3	1			1	1				
31331	Textile & fabric finishing mills	(C)	(D)	(D)	3	1			1	1				
322	Paper mfg	526	5 335	33 433	7	2				2	3			
3221	Pulp, paper & paperboard mills	(C)	(D)	(D)	3	1				1	1			
32213	Paperboard mills	(C)	(D)	(D)	3	1				1	1			
3222	Converted paper product mfg	(E)	(D)	(D)	4	1				1	2			
32221	Paperboard container mfg	(C)	(D)	(D)	2					1	1			
32222	Paper bag & coated & treated paper mfg	(C)	(D)	(D)	1					1				
323	Printing & related support activities	823	5 732	24 572	24	11	5	3		3	1	1		
3231	Printing & related support activities	823	5 732	24 572	24	11	5	3		3	1	1		
32311	Printing	(F)	(D)	(D)	23	11	5	3		2	1	1		
323110	Commercial lithographic printing	654	4 517	19 336	11	4	3	1		1	1	1		
325	Chemical mfg	(H)	(D)	(D)	8	2			2	2	1			
3254	Pharmaceutical & medicine mfg	(H)	(D)	(D)	2						1			1
32541	Pharmaceutical & medicine mfg	(H)	(D)	(D)	2						1			1
326	Plastics & rubber products mfg	331	2 259	10 296	9	3	1	1	2		2			
3261	Plastics product mfg	(C)	(D)	(D)	8	3	1	1	2		1			
32619	Other plastics product mfg	(C)	(D)	(D)	4	3					1			
3262	Rubber product mfg	(C)	(D)	(D)	1						1			
32629	Other rubber product mfg	(C)	(D)	(D)	1						1			
331	Primary metal mfg	997	8 082	36 394	6	1		2			2		1	
3314	Nonferrous (exc alum) production & processing	(E)	(D)	(D)	2						2			
33142	Copper rolling, drawing, extruding & alloying	(E)	(D)	(D)	2						2			
3315	Foundries	(F)	(D)	(D)	3	1		1					1	
33151	Ferrous metal foundries	(F)	(D)	(D)	1								1	
332	Fabricated metal product mfg	610	4 999	22 327	30	13	5	8		2	2			
3323	Architectural & structural metals mfg	149	994	5 016	8	1	1	5		1				
33232	Ornamental & architectural metal prod mfg	(C)	(D)	(D)	7	1	1	4		1				
332322	Sheet metal work mfg	104	692	3 627	5	1	1	2		1				
3329	Other fabricated metal product mfg	344	3 345	14 289	6	2	1	1			2			
33291	Metal valve mfg	(E)	(D)	(D)	3						2			

Note: Employment-size classes are indicated as follows: A—0 to 19; B—20 to 99; C—100 to 249; E—250 to 499; F—500 to 999; G—1,000 to 2,499; H—2,500 to 4,999; I—5,000 to 9,999; J—10,000 to 24,999; K—25,000 to 49,999; L—50,000 to 99,999; M—100,000 or more.

**Table 6. Counties—Employees, Payroll, and Establishments by Industry: 1999—Con.**

[Excludes most government employees, railroad employees, and self-employed persons. Size class 1 to 4 includes establishments with payroll, but no employees, during mid-March pay period. (D) denotes figures withheld to avoid disclosing data for individual companies; the data are included in broader industry totals. Detailed industries with 100 or more employees are shown if industry was not a (D). For explanation of terms, abbreviations, and data reliability/comparability, see introductory text]

NAICS code	Industry	Number of employees for week including March 12	Payroll (\$1,000)		Total number of establishments	Number of establishments by employment-size class																				
			First quarter	Annual		1 to 4	5 to 9	10 to 19	20 to 49	50 to 99	100 to 249	250 to 499	500 to 999	1,000 or more												
<b>NEW LONDON—Con.</b>																										
<b>31-33 Manufacturing—Con.</b>																										
333	Machinery mfg . . . . .	682	8 305	36 680	18	13	1	2	—	—	1	1	—	—												
3332	Industrial machinery mfg . . . . .	(F)	(D)	(D)	3	1	—	1	—	—	—	1	—	—												
33322	Plastics & rubber industry machinery mfg . . . . .	(F)	(D)	(D)	3	1	—	1	—	—	—	1	—	—												
3333	Commercial & service industry machinery mfg . . . . .	(C)	(D)	(D)	3	2	—	—	—	—	—	1	—	—												
33331	Commercial & service industry machinery mfg . . . . .	(C)	(D)	(D)	3	2	—	—	—	—	—	1	—	—												
334	Computer & electronic product mfg . . . . .	510	3 311	12 949	9	3	2	2	—	—	—	1	1	—												
3342	Communications equipment mfg . . . . .	(C)	(D)	(D)	1	—	—	—	—	—	—	1	—	—												
33421	Telephone apparatus mfg . . . . .	(C)	(D)	(D)	1	—	—	—	—	—	—	1	—	—												
3345	Nav, measuring, medical, control instruments mfg . . . . .	(E)	(D)	(D)	3	—	—	2	—	—	—	—	1	—												
33451	Nav, measuring, medical, control instruments mfg . . . . .	(E)	(D)	(D)	3	—	—	2	—	—	—	—	1	—												
335	Electrical equip, appliance & component mfg . . . . .	336	3 027	12 453	8	—	—	4	2	1	1	—	—	—												
3353	Electrical equipment mfg . . . . .	124	1 475	6 784	3	—	—	2	—	1	—	—	—	—												
33531	Electrical equipment mfg . . . . .	124	1 475	6 784	3	—	—	2	—	1	—	—	—	—												
335314	Relay & industrial control mfg . . . . .	124	1 475	6 784	3	—	—	2	—	1	—	—	—	—												
3359	Other electrical equipment & component mfg . . . . .	(C)	(D)	(D)	2	—	—	1	—	—	—	1	—	—												
33591	Battery mfg . . . . .	(C)	(D)	(D)	1	—	—	—	—	—	—	1	—	—												
336	Transportation equipment mfg . . . . .	(I)	(D)	(D)	9	2	2	1	1	1	1	—	—	1												
3366	Ship & boat building . . . . .	(I)	(D)	(D)	6	2	—	1	—	1	1	—	—	1												
33661	Ship & boat building . . . . .	(I)	(D)	(D)	6	2	—	1	—	1	1	—	—	1												
337	Furniture & related product mfg . . . . .	144	960	4 266	12	6	4	—	1	1	—	—	—	—												
3372	Office furniture (including fixtures) mfg . . . . .	122	822	3 640	5	1	2	—	1	1	—	—	—	—												
33721	Office furniture (including fixtures) mfg . . . . .	122	822	3 640	5	1	2	—	1	1	—	—	—	—												
339	Miscellaneous mfg . . . . .	325	1 786	8 062	22	9	6	1	3	3	—	—	—	—												
3391	Medical equipment & supplies mfg . . . . .	175	919	3 758	8	1	2	1	3	1	—	—	—	—												
33911	Medical equipment & supplies mfg . . . . .	175	919	3 758	8	1	2	1	3	1	—	—	—	—												
3399	Other miscellaneous mfg . . . . .	150	867	4 304	14	8	4	—	—	2	—	—	—	—												
33992	Sporting & athletic goods mfg . . . . .	124	714	3 658	4	—	2	—	—	2	—	—	—	—												
339920	Sporting & athletic goods mfg . . . . .	124	714	3 658	4	—	2	—	—	2	—	—	—	—												
<b>42</b>	<b>Wholesale trade . . . . .</b>	<b>2 428</b>	<b>22 360</b>	<b>99 063</b>	<b>193</b>	<b>87</b>	<b>47</b>	<b>34</b>	<b>17</b>	<b>5</b>	<b>2</b>	<b>1</b>	—	—												
421	Wholesale trade, durable goods . . . . .	1 086	11 507	48 220	129	63	33	25	5	2	1	—	—	—												
4211	Motor vehicle, motor vehicle pt & supply whsle . . . . .	105	580	2 810	13	5	4	3	1	—	—	—	—	—												
4214	Professional & commercial equip & supp whsle . . . . .	121	1 123	5 369	22	12	7	3	—	—	—	—	—	—												
4216	Electrical goods whsle . . . . .	312	4 483	17 537	14	5	3	3	—	2	1	—	—	—												
42169	Other electronic parts & equipment whsle . . . . .	188	3 005	11 507	5	2	1	—	—	1	1	—	—	—												
421690	Other electronic parts & equipment whsle . . . . .	188	3 005	11 507	5	2	1	—	—	1	1	—	—	—												
4218	Machinery, equipment & supplies whsle . . . . .	260	2 873	12 377	31	13	7	8	3	—	—	—	—	—												
4219	Miscellaneous durable goods whsle . . . . .	152	1 427	5 191	26	16	5	4	1	—	—	—	—	—												
422	Wholesale trade, nondurable goods . . . . .	1 342	10 853	50 843	64	24	14	9	12	3	1	1	—	—												
4224	Grocery & related product whsle . . . . .	485	4 159	20 071	22	6	6	3	6	—	1	—	—	—												
42241	General line grocery whsle . . . . .	(E)	(D)	(D)	3	—	1	1	—	—	1	—	—	—												
4228	Beer, wine, distilled alcoholic beverage whsle . . . . .	145	1 418	7 077	6	1	—	2	3	—	—	—	—	—												
42281	Beer & ale whsle . . . . .	(C)	(D)	(D)	5	1	—	1	3	—	—	—	—	—												
4229	Miscellaneous nondurable goods whsle . . . . .	477	3 337	15 365	16	7	4	1	2	1	—	1	—	—												
42299	Other miscellaneous nondurable goods whsle . . . . .	(E)	(D)	(D)	5	4	—	—	—	—	—	—	1	—												
<b>44-45</b>	<b>Retail trade . . . . .</b>	<b>13 782</b>	<b>61 012</b>	<b>273 531</b>	<b>1 130</b>	<b>526</b>	<b>309</b>	<b>165</b>	<b>83</b>	<b>28</b>	<b>13</b>	<b>6</b>	—	—												
441	Motor vehicle & parts dealers . . . . .	1 731	13 556	67 137	119	36	33	21	21	8	—	—	—	—												
4411	Automobile dealers . . . . .	1 248	10 862	54 849	51	12	4	8	20	7	—	—	—	—												
44111	New car dealers . . . . .	1 194	10 553	53 412	37	2	2	6	20	7	—	—	—	—												
441110	New car dealers . . . . .	1 194	10 553	53 412	37	2	2	6	20	7	—	—	—	—												
4412	Other motor vehicle dealers . . . . .	114	905	4 516	16	7	5	3	1	—	—	—	—	—												
44122	Motorcycle & boat & other MV dealers . . . . .	(C)	(D)	(D)	14	6	5	2	1	—	—	—	—	—												
4413	Automotive parts, accessories & tire stores . . . . .	369	1 789	7 772	52	17	24	10	—	1	—	—	—	—												
44131	Automotive parts, accessories & tire stores . . . . .	274	1 255	5 537	40	14	19	6	—	1	—	—	—	—												
441310	Automotive parts, accessories & tire stores . . . . .	274	1 255	5 537	40	14	19	6	—	1	—	—	—	—												
442	Furniture & home furnishing stores . . . . .	364	2 078	9 413	62	33	19	8	2	—	—	—	—	—												
4421	Furniture stores . . . . .	203	1 298	5 935	23	9	7	5	2	—	—	—	—	—												
44211	Furniture stores . . . . .	203	1 298	5 935	23	9	7	5	2	—	—	—	—	—												
442110	Furniture stores . . . . .	203	1 298	5 935	23	9	7	5	2	—	—	—	—	—												
4422	Home furnishings stores . . . . .	161	780	3 478	39	24	12	3	—	—	—	—	—	—												
443	Electronics & appliance stores . . . . .	348	2 690	9 177	52	26	16	8	2	—	—	—	—	—												
4431	Electronics & appliance stores . . . . .	348	2 690	9 177	52	26	16	8	2	—	—	—	—	—												
44311	Appliance, TV & all other electronics stores . . . . .	(C)	(D)	(D)	36	20	13	2	1	—	—	—	—	—												
443112	Radio, television & other electronics stores . . . . .	116	741	2 776	23	12	9	2	—	—	—	—	—	—												
44312	Computer & software stores . . . . .	140	1 555	4 567	13	4	3	5	1	—	—	—	—	—												
443120	Computer & software stores . . . . .	140	1 555	4 567	13	4	3	5	1	—	—	—	—	—												

Note: Employment-size classes are indicated as follows: A—0 to 19; B—20 to 99; C—100 to 249; E—250 to 499; F—500 to 999; G—1,000 to 2,499; H—2,500 to 4,999; I—5,000 to 9,999; J—10,000 to 24,999; K—25,000 to 49,999; L—50,000 to 99,999; M—100,000 or more.

**Table 6. Counties—Employees, Payroll, and Establishments by Industry: 1999—Con.**

[Excludes most government employees, railroad employees, and self-employed persons. Size class 1 to 4 includes establishments with payroll, but no employees, during mid-March pay period. (D) denotes figures withheld to avoid disclosing data for individual companies; the data are included in broader industry totals. Detailed industries with 100 or more employees are shown if industry was not a (D). For explanation of terms, abbreviations, and data reliability/comparability, see introductory text]

NAICS code	Industry	Number of employees for week including March 12	Payroll (\$1,000)		Total number of establishments	Number of establishments by employment-size class									
			First quarter	Annual		1 to 4	5 to 9	10 to 19	20 to 49	50 to 99	100 to 249	250 to 499	500 to 999	1,000 or more	
<b>NEW LONDON—Con.</b>															
<b>44-45 Retail trade—Con.</b>															
444	Bldg material & garden equip & supp dealers . . . . .	1 055	5 523	26 964	75	30	19	14	9	2	—	1	—	—	
4441	Building material & supplies dealers . . . . .	894	4 870	23 092	61	24	18	8	9	1	—	1	—	—	
44411	Home centers . . . . .	388	1 799	9 365	5	—	—	2	2	—	—	1	—	—	
444110	Home centers . . . . .	388	1 799	9 365	5	—	—	2	2	—	—	1	—	—	
44413	Hardware stores . . . . .	144	583	2 553	13	5	5	1	1	1	—	—	—	—	
444130	Hardware stores . . . . .	144	583	2 553	13	5	5	1	1	1	—	—	—	—	
44419	Other building material dealers . . . . .	333	2 334	10 490	36	14	11	5	6	—	—	—	—	—	
444190	Other building material dealers . . . . .	333	2 334	10 490	36	14	11	5	6	—	—	—	—	—	
4442	Lawn & garden equip & supplies stores . . . . .	161	653	3 872	14	6	1	6	—	1	—	—	—	—	
44422	Nursery & garden centers . . . . .	136	540	3 271	10	4	1	4	—	1	—	—	—	—	
444220	Nursery & garden centers . . . . .	136	540	3 271	10	4	1	4	—	1	—	—	—	—	
445	Food & beverage stores . . . . .	3 513	11 958	51 399	163	89	41	10	4	9	8	2	—	—	
4451	Grocery stores . . . . .	3 155	10 946	46 629	76	37	10	6	4	9	8	2	—	—	
44511	Grocery (except convenience) stores . . . . .	3 066	10 730	45 666	54	22	5	4	4	9	8	2	—	—	
445110	Grocery (except convenience) stores . . . . .	3 066	10 730	45 666	54	22	5	4	4	9	8	2	—	—	
4453	Beer, wine & liquor stores . . . . .	277	778	3 569	65	40	21	4	—	—	—	—	—	—	
44531	Beer, wine & liquor stores . . . . .	277	778	3 569	65	40	21	4	—	—	—	—	—	—	
445310	Beer, wine & liquor stores . . . . .	277	778	3 569	65	40	21	4	—	—	—	—	—	—	
446	Health & personal care stores . . . . .	817	3 699	15 749	85	33	21	18	12	1	—	—	—	—	
4461	Health & personal care stores . . . . .	817	3 699	15 749	85	33	21	18	12	1	—	—	—	—	
44611	Pharmacies & drug stores . . . . .	582	2 699	11 664	37	4	7	14	11	1	—	—	—	—	
446110	Pharmacies & drug stores . . . . .	582	2 699	11 664	37	4	7	14	11	1	—	—	—	—	
447	Gasoline stations . . . . .	801	2 787	12 870	114	44	49	15	6	—	—	—	—	—	
4471	Gasoline stations . . . . .	801	2 787	12 870	114	44	49	15	6	—	—	—	—	—	
44711	Gasoline stations with convenience stores . . . . .	472	1 328	5 818	60	20	26	9	5	—	—	—	—	—	
447110	Gasoline stations with convenience stores . . . . .	472	1 328	5 818	60	20	26	9	5	—	—	—	—	—	
44719	Other gasoline stations . . . . .	329	1 459	7 052	54	24	23	6	1	—	—	—	—	—	
447190	Other gasoline stations . . . . .	329	1 459	7 052	54	24	23	6	1	—	—	—	—	—	
448	Clothing & clothing accessories stores . . . . .	1 229	3 751	16 291	145	61	42	29	11	2	—	—	—	—	
4481	Clothing stores . . . . .	939	2 370	10 435	92	36	22	22	10	2	—	—	—	—	
44812	Women's clothing stores . . . . .	213	486	2 268	34	17	7	9	1	—	—	—	—	—	
448120	Women's clothing stores . . . . .	213	486	2 268	34	17	7	9	1	—	—	—	—	—	
44814	Family clothing stores . . . . .	457	1 198	5 005	24	7	4	4	7	2	—	—	—	—	
448140	Family clothing stores . . . . .	457	1 198	5 005	24	7	4	4	7	2	—	—	—	—	
4482	Shoe stores . . . . .	106	377	1 611	23	12	10	1	—	—	—	—	—	—	
44821	Shoe stores . . . . .	106	377	1 611	23	12	10	1	—	—	—	—	—	—	
448210	Shoe stores . . . . .	106	377	1 611	23	12	10	1	—	—	—	—	—	—	
4483	Jewelry, luggage & leather goods stores . . . . .	184	1 004	4 245	30	13	10	6	1	—	—	—	—	—	
44831	Jewelry stores . . . . .	184	1 004	4 245	30	13	10	6	1	—	—	—	—	—	
448310	Jewelry stores . . . . .	184	1 004	4 245	30	13	10	6	1	—	—	—	—	—	
451	Sporting goods, hobby, book & music stores . . . . .	488	1 228	5 624	68	36	17	10	4	1	—	—	—	—	
4511	Sporting goods, hobby, musical instrument stores . . . . .	311	844	3 857	47	27	11	6	2	1	—	—	—	—	
45111	Sporting goods stores . . . . .	109	317	1 522	24	16	4	3	1	—	—	—	—	—	
451110	Sporting goods stores . . . . .	109	317	1 522	24	16	4	3	1	—	—	—	—	—	
45112	Hobby, toy & game stores . . . . .	125	297	1 372	12	5	4	2	—	1	—	—	—	—	
451120	Hobby, toy & game stores . . . . .	125	297	1 372	12	5	4	2	—	1	—	—	—	—	
4512	Book, periodical & music stores . . . . .	177	384	1 767	21	9	6	4	2	—	—	—	—	—	
45121	Book stores & news dealers . . . . .	125	260	1 220	14	7	3	2	2	—	—	—	—	—	
451211	Book stores . . . . .	100	201	945	11	6	2	1	2	—	—	—	—	—	
452	General merchandise stores . . . . .	2 127	7 281	31 615	38	15	3	6	2	4	5	3	—	—	
4521	Department stores . . . . .	1 831	6 275	26 626	12	1	—	—	—	4	4	3	—	—	
45211	Department stores . . . . .	1 831	6 275	26 626	12	1	—	—	—	4	4	3	—	—	
452110	Department stores . . . . .	1 831	6 275	26 626	12	1	—	—	—	4	4	3	—	—	
4529	Other general merchandise stores . . . . .	296	1 006	4 989	26	14	3	6	2	—	1	—	—	—	
45291	Warehouse clubs & superstores . . . . .	(C)	(D)	(D)	1	—	—	—	—	—	1	—	—	—	
45299	All other general merchandise stores . . . . .	(C)	(D)	(D)	25	14	3	6	2	—	—	—	—	—	
453	Miscellaneous store retailers . . . . .	814	2 477	10 754	147	92	34	14	7	—	—	—	—	—	
4531	Florists . . . . .	145	363	1 626	30	19	7	4	—	—	—	—	—	—	
45311	Florists . . . . .	145	363	1 626	30	19	7	4	—	—	—	—	—	—	
453110	Florists . . . . .	145	363	1 626	30	19	7	4	—	—	—	—	—	—	
4532	Office supplies, stationery & gift stores . . . . .	412	1 297	5 330	66	40	14	8	4	—	—	—	—	—	
45321	Office supplies & stationery stores . . . . .	125	535	2 261	9	3	2	2	2	—	—	—	—	—	
453210	Office supplies & stationery stores . . . . .	125	535	2 261	9	3	2	2	2	—	—	—	—	—	
45322	Gift, novelty & souvenir stores . . . . .	287	762	3 069	57	37	12	6	2	—	—	—	—	—	
453220	Gift, novelty & souvenir stores . . . . .	287	762	3 069	57	37	12	6	2	—	—	—	—	—	
4539	Other miscellaneous store retailers . . . . .	188	619	2 901	33	21	8	1	3	—	—	—	—	—	
45391	Pet & pet supplies stores . . . . .	106	290	1 135	6	1	2	—	3	—	—	—	—	—	
453910	Pet & pet supplies stores . . . . .	106	290	1 135	6	1	2	—	3	—	—	—	—	—	
454	Nonstore retailers . . . . .	495	3 984	16 538	62	31	15	12	3	1	—	—	—	—	
4543	Direct selling establishments . . . . .	447	3 638	14 890	56	29	14	9	3	1	—	—	—	—	
45431	Fuel dealers . . . . .	392	3 285	12 998	40	18	10	8	3	1	—	—	—	—	
454311	Heating oil dealers . . . . .	308	2 609	10 206	31	16	6	6	2	1	—	—	—	—	

Note: Employment-size classes are indicated as follows: A—0 to 19; B—20 to 99; C—100 to 249; E—250 to 499; F—500 to 2,499; G—1,000 to 2,499; H—2,500 to 4,999; I—5,000 to 9,999; J—10,000 to 24,999; K—25,000 to 49,999; L—50,000 to 99,999; M—100,000 or more.

**Table 6. Counties—Employees, Payroll, and Establishments by Industry: 1999—Con.**

[Excludes most government employees, railroad employees, and self-employed persons. Size class 1 to 4 includes establishments with payroll, but no employees, during mid-March pay period. (D) denotes figures withheld to avoid disclosing data for individual companies; the data are included in broader industry totals. Detailed industries with 100 or more employees are shown if industry was not a (D). For explanation of terms, abbreviations, and data reliability/comparability, see introductory text]

NAICS code	Industry	Number of employees for week including March 12	Payroll (\$1,000)		Total number of establishments	Number of establishments by employment-size class									
			First quarter	Annual		1 to 4	5 to 9	10 to 19	20 to 49	50 to 99	100 to 249	250 to 499	500 to 999	1,000 or more	
<b>NEW LONDON—Con.</b>															
<b>48-49</b>	<b>Transportation &amp; warehousing .....</b>	<b>1 796</b>	<b>11 461</b>	<b>53 238</b>	<b>96</b>	<b>38</b>	<b>18</b>	<b>12</b>	<b>19</b>	<b>6</b>	<b>3</b>	-	-	-	
483	Water transportation .....	(C)	(D)	(D)	6	2	1	-	2	1	-	-	-	-	
4831	Deep sea, coastal & Great Lakes water trans. . . .	(C)	(D)	(D)	5	2	1	-	1	1	-	-	-	-	
48311	Deep sea, coastal & Great Lakes water trans. . .	(C)	(D)	(D)	5	2	1	-	1	1	-	-	-	-	
484	Truck transportation .....	497	3 792	17 519	48	20	10	8	10	-	-	-	-	-	
4842	Specialized freight trucking .....	399	3 019	14 100	35	13	8	5	9	-	-	-	-	-	
48421	Used household & office goods moving .....	165	779	3 846	11	1	5	1	4	-	-	-	-	-	
484210	Used household & office goods moving .....	165	779	3 846	11	1	5	1	4	-	-	-	-	-	
48422	Specialized freight (exc used) trucking, local. . .	122	1 105	5 742	16	10	2	2	2	-	-	-	-	-	
484220	Specialized freight (exc used) trucking, local. . .	122	1 105	5 742	16	10	2	2	2	-	-	-	-	-	
48423	Specialized freight (exc used) trucking, LDist . . .	112	1 135	4 512	8	2	1	2	3	-	-	-	-	-	
484230	Specialized freight (exc used) trucking, LDist . . .	112	1 135	4 512	8	2	1	2	3	-	-	-	-	-	
485	Transit & ground passenger transportation .....	753	3 140	12 788	19	2	6	1	5	2	3	-	-	-	
4853	Taxi & limousine service .....	(C)	(D)	(D)	7	1	3	1	2	-	-	-	-	-	
48532	Limousine service .....	100	460	1 684	5	1	1	1	2	-	-	-	-	-	
485320	Limousine service .....	100	460	1 684	5	1	1	1	2	-	-	-	-	-	
4854	School & employee bus transportation .....	486	1 781	6 516	9	1	1	-	3	2	2	-	-	-	
48541	School & employee bus transportation .....	486	1 781	6 516	9	1	1	-	3	2	2	-	-	-	
485410	School & employee bus transportation .....	486	1 781	6 516	9	1	1	-	3	2	2	-	-	-	
4855	Charter bus industry .....	(C)	(D)	(D)	1	-	-	-	-	-	1	-	-	-	
48551	Charter bus industry .....	(C)	(D)	(D)	1	-	-	-	-	-	1	-	-	-	
488	Transportation support activities .....	201	1 799	7 848	10	5	1	1	1	2	-	-	-	-	
4884	Road transportation support activities .....	(C)	(D)	(D)	3	1	-	1	-	1	-	-	-	-	
492	Couriers & messengers .....	(C)	(D)	(D)	2	-	-	-	1	1	-	-	-	-	
4921	Couriers .....	(C)	(D)	(D)	2	-	-	-	1	1	-	-	-	-	
49211	Couriers .....	(C)	(D)	(D)	2	-	-	-	1	1	-	-	-	-	
<b>51</b>	<b>Information .....</b>	<b>1 921</b>	<b>15 351</b>	<b>64 253</b>	<b>86</b>	<b>42</b>	<b>17</b>	<b>10</b>	<b>9</b>	<b>1</b>	<b>6</b>	<b>1</b>	-	-	
511	Publishing industries .....	371	2 981	12 350	20	13	2	2	1	-	2	-	-	-	
5111	Newspaper, periodical, book, database publishers .....	(E)	(D)	(D)	18	12	2	1	1	-	2	-	-	-	
51111	Newspaper publishers .....	(C)	(D)	(D)	3	2	-	-	-	-	1	-	-	-	
51113	Book publishers .....	174	1 389	5 226	5	3	-	-	1	-	1	-	-	-	
511130	Book publishers .....	174	1 389	5 226	5	3	-	-	1	-	1	-	-	-	
513	Broadcasting & telecommunications .....	987	9 390	39 582	33	17	4	2	5	1	4	-	-	-	
5131	Radio & television broadcasting .....	(C)	(D)	(D)	9	4	1	2	2	-	-	-	-	-	
5132	Cable networks & program distribution .....	(C)	(D)	(D)	5	2	-	-	2	1	-	-	-	-	
5133	Telecommunications .....	(F)	(D)	(D)	19	11	3	-	1	-	4	-	-	-	
51331	Wired telecommunications carriers .....	(F)	(D)	(D)	17	11	2	-	1	-	3	-	-	-	
51333	Telecommunications resellers .....	(C)	(D)	(D)	1	-	-	-	-	-	1	-	-	-	
514	Information & data processing services .....	488	2 835	11 546	25	10	9	3	2	-	-	1	-	-	
5141	Information services .....	(C)	(D)	(D)	19	5	9	3	2	-	-	-	-	-	
51412	Libraries & archives .....	(C)	(D)	(D)	15	1	9	3	2	-	-	-	-	-	
5142	Data processing services .....	(E)	(D)	(D)	6	5	-	-	-	-	-	1	-	-	
51421	Data processing services .....	(E)	(D)	(D)	6	5	-	-	-	-	-	1	-	-	
<b>52</b>	<b>Finance &amp; insurance .....</b>	<b>2 052</b>	<b>19 311</b>	<b>77 616</b>	<b>263</b>	<b>133</b>	<b>83</b>	<b>28</b>	<b>13</b>	<b>5</b>	<b>1</b>	-	-	-	
522	Credit intermediation & related activities .....	1 273	9 321	39 292	125	37	61	16	6	5	-	-	-	-	
5221	Depository credit intermediation .....	1 193	8 705	36 325	101	19	57	14	6	5	-	-	-	-	
52211	Commercial banking .....	327	2 769	11 476	35	8	23	3	-	1	-	-	-	-	
522110	Commercial banking .....	327	2 769	11 476	35	8	23	3	-	1	-	-	-	-	
52212	Savings institutions .....	537	3 851	15 898	41	2	27	7	3	2	-	-	-	-	
522120	Savings institutions .....	537	3 851	15 898	41	2	27	7	3	2	-	-	-	-	
52213	Credit unions .....	329	2 085	8 951	25	9	7	4	3	2	-	-	-	-	
522130	Credit unions .....	329	2 085	8 951	25	9	7	4	3	2	-	-	-	-	
523	Security, commodity contracts & like activity .....	221	5 200	17 368	44	34	1	6	3	-	-	-	-	-	
5231	Scrtcy & comdty contracts intermed & brokerage. . .	(C)	(D)	(D)	18	12	-	4	2	-	-	-	-	-	
52312	Securities brokerage .....	114	3 166	10 930	16	10	-	4	2	-	-	-	-	-	
523120	Securities brokerage .....	114	3 166	10 930	16	10	-	4	2	-	-	-	-	-	
5239	Other financial investment activities .....	(C)	(D)	(D)	26	22	1	2	1	-	-	-	-	-	
524	Insurance carriers & related activities .....	558	4 790	20 956	94	62	21	6	4	-	1	-	-	-	
5241	Insurance carriers .....	(C)	(D)	(D)	25	18	5	-	1	-	1	-	-	-	
52412	Other direct insurance carriers .....	181	1 949	8 194	21	17	2	-	1	-	1	-	-	-	
524126	Direct property & casualty insurance carriers .....	181	1 949	8 194	21	17	2	-	1	-	1	-	-	-	
5242	Agencies & other insurance related activities .....	(E)	(D)	(D)	69	44	16	6	3	-	-	-	-	-	
52421	Insurance agencies & brokerages .....	(E)	(D)	(D)	66	41	16	6	3	-	-	-	-	-	

Note: Employment-size classes are indicated as follows: A—0 to 19; B—20 to 99; C—100 to 249; E—250 to 499; F—500 to 999; G—1,000 to 2,499; H—2,500 to 4,999; I—5,000 to 9,999; J—10,000 to 24,999; K—25,000 to 49,999; L—50,000 to 99,999; M—100,000 or more.

**Table 6. Counties—Employees, Payroll, and Establishments by Industry: 1999—Con.**

[Excludes most government employees, railroad employees, and self-employed persons. Size class 1 to 4 includes establishments with payroll, but no employees, during mid-March pay period. (D) denotes figures withheld to avoid disclosing data for individual companies; the data are included in broader industry totals. Detailed industries with 100 or more employees are shown if industry was not a (D). For explanation of terms, abbreviations, and data reliability/comparability, see introductory text]

NAICS code	Industry	Number of employees for week including March 12	Payroll (\$1,000)		Total number of establishments	Number of establishments by employment-size class									
			First quarter	Annual		1 to 4	5 to 9	10 to 19	20 to 49	50 to 99	100 to 249	250 to 499	500 to 999	1,000 or more	
<b>NEW LONDON—Con.</b>															
<b>53</b>	<b>Real estate &amp; rental &amp; leasing</b>	<b>973</b>	<b>3 983</b>	<b>18 756</b>	<b>194</b>	<b>137</b>	<b>33</b>	<b>19</b>	<b>4</b>	—	<b>1</b>	—	—	—	
531	Real estate	537	2 483	12 159	139	108	17	11	3	—	—	—	—	—	
5311	Lessors of real estate	290	1 184	5 451	69	51	11	6	1	—	—	—	—	—	
53111	Lessors of residential buildings & dwellings	188	761	3 411	36	24	7	4	1	—	—	—	—	—	
531110	Lessors of residential buildings & dwellings	188	761	3 411	36	24	7	4	1	—	—	—	—	—	
5312	Offices of real estate agents & brokers	146	615	3 607	43	35	4	3	1	—	—	—	—	—	
53121	Offices of real estate agents & brokers	146	615	3 607	43	35	4	3	1	—	—	—	—	—	
531210	Offices of real estate agents & brokers	146	615	3 607	43	35	4	3	1	—	—	—	—	—	
5313	Activities related to real estate	101	684	3 101	27	22	2	2	1	—	—	—	—	—	
532	Rental & leasing services	(E)	(D)	(D)	53	28	16	7	1	—	1	—	—	—	
5321	Automotive equipment rental & leasing	169	492	2 223	6	2	3	—	—	—	1	—	—	—	
53211	Passenger car rental & leasing	(C)	(D)	(D)	4	1	2	—	—	—	1	—	—	—	
5322	Consumer goods rental	217	641	2 830	38	21	10	6	1	—	—	—	—	—	
53223	Video tape & disc rental	172	340	1 399	29	16	7	5	1	—	—	—	—	—	
532230	Video tape & disc rental	172	340	1 399	29	16	7	5	1	—	—	—	—	—	
<b>54</b>	<b>Professional, scientific &amp; technical services</b>	<b>4 347</b>	<b>44 300</b>	<b>196 837</b>	<b>504</b>	<b>323</b>	<b>93</b>	<b>49</b>	<b>22</b>	<b>12</b>	<b>4</b>	<b>1</b>	—	—	
541	Professional, scientific & technical services	4 347	44 300	196 837	504	323	93	49	22	12	4	1	—	—	
5411	Legal services	886	7 891	34 717	154	106	22	18	7	1	—	—	—	—	
54111	Offices of lawyers	(F)	(D)	(D)	153	105	22	18	7	1	—	—	—	—	
5412	Accounting, tax prep, bookkeep, payroll services	395	1 906	7 697	56	40	8	6	1	—	1	—	—	—	
54121	Accounting, tax prep, bookkeep, payroll services	395	1 906	7 697	56	40	8	6	1	—	1	—	—	—	
541211	Offices of certified public accountants	186	1 411	6 348	34	22	8	3	1	—	—	—	—	—	
541213	Tax preparation services	180	351	850	8	4	—	3	—	—	1	—	—	—	
5413	Architectural, engineering & related services	1 755	22 129	96 993	105	61	22	6	6	6	3	1	—	—	
54133	Engineering services	1 599	21 022	91 413	70	36	14	5	6	5	3	1	—	—	
541330	Engineering services	1 599	21 022	91 413	70	36	14	5	6	5	3	1	—	—	
5415	Computer systems design & related services	355	4 387	21 169	46	29	8	5	3	1	—	—	—	—	
54151	Computer systems design & related services	355	4 387	21 169	46	29	8	5	3	1	—	—	—	—	
541512	Computer systems design services	267	3 216	16 467	24	12	5	4	2	1	—	—	—	—	
5416	Management, sci & tech consulting services	290	3 893	16 969	43	30	7	2	2	2	—	—	—	—	
54161	Management consulting services	(C)	(D)	(D)	31	23	6	1	1	—	—	—	—	—	
54162	Environmental consulting services	100	1 089	4 221	6	3	1	—	1	1	—	—	—	—	
541620	Environmental consulting services	100	1 089	4 221	6	3	1	—	1	1	—	—	—	—	
5417	Scientific R&D services	178	1 825	8 155	13	5	2	4	1	1	—	—	—	—	
54171	R&D in physical, engineering & life sciences	(C)	(D)	(D)	12	5	2	4	—	1	—	—	—	—	
5419	Oth professional, scientific, technical services	399	1 773	8 638	53	25	17	8	2	1	—	—	—	—	
54192	Photographic services	121	407	2 219	13	7	4	—	1	1	—	—	—	—	
54194	Veterinary services	264	1 232	5 658	29	8	12	8	1	—	—	—	—	—	
541940	Veterinary services	264	1 232	5 658	29	8	12	8	1	—	—	—	—	—	
<b>55</b>	<b>Management of companies &amp; enterprises</b>	<b>677</b>	<b>11 214</b>	<b>45 939</b>	<b>16</b>	<b>7</b>	<b>4</b>	<b>1</b>	—	<b>2</b>	<b>1</b>	<b>1</b>	—	—	
551	Management of companies & enterprises	677	11 214	45 939	16	7	4	1	—	2	1	1	—	—	
5511	Management of companies & enterprises	677	11 214	45 939	16	7	4	1	—	2	1	1	—	—	
55111	Management of companies & enterprises	677	11 214	45 939	16	7	4	1	—	2	1	1	—	—	
<b>56</b>	<b>Admin, support, waste mgt, remediation services</b>	<b>3 090</b>	<b>17 318</b>	<b>71 567</b>	<b>262</b>	<b>152</b>	<b>51</b>	<b>27</b>	<b>16</b>	<b>11</b>	<b>4</b>	<b>1</b>	—	—	
561	Administrative & support services	2 743	13 579	59 103	237	145	42	23	12	10	4	1	—	—	
5613	Employment services	1 131	6 685	27 893	19	7	—	2	1	7	1	1	—	—	
56131	Employment placement agencies	120	267	1 656	5	3	—	—	1	1	—	—	—	—	
561310	Employment placement agencies	120	267	1 656	5	3	—	—	1	1	—	—	—	—	
56132	Temporary help services	1 007	6 372	26 072	11	1	—	2	—	6	1	1	—	—	
561320	Temporary help services	1 007	6 372	26 072	11	1	—	2	—	6	1	1	—	—	
5615	Travel arrangement & reservation services	143	766	3 412	35	21	11	3	—	—	—	—	—	—	
56151	Travel agencies	112	560	2 466	32	21	10	1	—	—	—	—	—	—	
561510	Travel agencies	112	560	2 466	32	21	10	1	—	—	—	—	—	—	
5616	Investigation & security services	321	998	4 200	12	5	2	—	2	2	1	—	—	—	
56161	Investigation, guard & armored car services	(E)	(D)	(D)	9	3	1	—	2	2	1	—	—	—	
561612	Security guards & patrol services	271	790	3 345	5	—	1	—	1	2	1	—	—	—	
5617	Services to buildings & dwellings	745	2 482	12 484	132	94	18	13	6	—	1	—	—	—	
56172	Janitorial services	511	1 418	6 127	53	29	10	9	4	—	1	—	—	—	
561720	Janitorial services	511	1 418	6 127	53	29	10	9	4	—	1	—	—	—	
56173	Landscaping services	180	714	4 916	65	55	6	3	1	—	—	—	—	—	
561730	Landscaping services	180	714	4 916	65	55	6	3	1	—	—	—	—	—	
5619	Other support services	187	949	2 625	10	3	3	2	1	—	1	—	—	—	
56199	All other support services	(C)	(D)	(D)	9	2	3	2	1	—	1	—	—	—	
562	Waste management & remediation services	347	3 739	12 464	25	7	9	4	4	1	—	—	—	—	
5621	Waste collection	230	1 447	5 789	14	3	5	3	2	1	—	—	—	—	
56211	Waste collection	230	1 447	5 789	14	3	5	3	2	1	—	—	—	—	
<b>61</b>	<b>Educational services</b>	<b>2 866</b>	<b>15 410</b>	<b>66 821</b>	<b>67</b>	<b>32</b>	<b>10</b>	<b>10</b>	<b>7</b>	<b>4</b>	<b>1</b>	<b>2</b>	—	<b>1</b>	
611	Educational services	2 866	15 410	66 821	67	32	10	10	7	4	1	2	—	1	
6111	Elementary & secondary schools	827	5 505	23 558	18	4	1	5	2	4	1	1	—	—	
61111	Elementary & secondary schools	827	5 505	23 558	18	4	1	5	2	4	1	1	—	—	
611110	Elementary & secondary schools	827	5 505	23 558	18	4	1	5	2	4	1	1	—	—	
6113	Colleges, universities & professional schools	(G)	(D)	(D)	2	—	—	—	—	—	—	1	—	1	
61131	Colleges, universities & professional schools	(G)	(D)	(D)	2	—	—	—	—	—	—	1	—	1	
6114	Business schools & computer & mgt training	(C)	(D)	(D)	12	5	2	3	—	—	—	—	—	—	
6116	Other schools & instruction	(C)	(D)	(D)	27	20	4	1	2	—	—	—	—	—	

Note: Employment-size classes are indicated as follows: A—0 to 19; B—20 to 99; C—100 to 249; E—250 to 499; F—500 to 999; G—1,000 to 2,499; H—2,500 to 4,999; I—5,000 to 9,999; J—10,000 to 24,999; K—25,000 to 49,999; L—50,000 to 99,999; M—100,000 or more.

**Table 6. Counties—Employees, Payroll, and Establishments by Industry: 1999—Con.**

[Excludes most government employees, railroad employees, and self-employed persons. Size class 1 to 4 includes establishments with payroll, but no employees, during mid-March pay period. (D) denotes figures withheld to avoid disclosing data for individual companies; the data are included in broader industry totals. Detailed industries with 100 or more employees are shown if industry was not a (D). For explanation of terms, abbreviations, and data reliability/comparability, see introductory text]

NAICS code	Industry	Number of employees for week including March 12	Payroll (\$1,000)		Total number of establishments	Number of establishments by employment-size class								
			First quarter	Annual		1 to 4	5 to 9	10 to 19	20 to 49	50 to 99	100 to 249	250 to 499	500 to 999	1,000 or more
<b>NEW LONDON—Con.</b>														
<b>62</b>	<b>Health care and social assistance . . . . .</b>	<b>14 350</b>	<b>91 354</b>	<b>415 401</b>	<b>606</b>	<b>238</b>	<b>138</b>	<b>122</b>	<b>63</b>	<b>17</b>	<b>21</b>	<b>4</b>	<b>1</b>	<b>2</b>
621	Ambulatory health care services . . . . .	4 661	35 862	171 470	417	192	107	76	32	6	3	—	1	—
6211	Offices of physicians . . . . .	1 410	15 779	85 312	183	81	55	30	17	—	—	—	—	—
62111	Offices of physicians . . . . .	1 410	15 779	85 312	183	81	55	30	17	—	—	—	—	—
621111	Offices of physicians (exc mental health) . . . . .	1 347	15 378	83 351	169	74	50	28	17	—	—	—	—	—
6212	Offices of dentists . . . . .	717	5 161	27 802	99	39	32	24	4	—	—	—	—	—
62121	Offices of dentists . . . . .	717	5 161	27 802	99	39	32	24	4	—	—	—	—	—
621210	Offices of dentists . . . . .	717	5 161	27 802	99	39	32	24	4	—	—	—	—	—
6213	Offices of other health practitioners . . . . .	961	6 939	22 539	82	55	14	11	1	—	—	—	1	—
62134	Offices of PT, OT, speech therapy & audiology . . . . .	753	5 812	17 322	24	11	5	6	1	—	—	—	1	—
621340	Offices of PT, OT, speech therapy & audiology . . . . .	753	5 812	17 322	24	11	5	6	1	—	—	—	1	—
6214	Outpatient care centers . . . . .	446	2 656	11 134	22	4	3	7	6	2	—	—	—	—
62142	Outpatient mental health, substance abuse ctrs . . . . .	194	1 227	5 298	11	2	1	4	4	—	—	—	—	—
621420	Outpatient mental health, substance abuse ctrs . . . . .	194	1 227	5 298	11	2	1	4	4	—	—	—	—	—
62149	Other outpatient care centers . . . . .	(C)	(D)	(D)	8	1	1	2	2	2	—	—	—	—
621498	All other outpatient care centers . . . . .	214	1 205	4 998	6	—	1	1	2	2	—	—	—	—
6216	Home health care services . . . . .	809	3 567	16 063	15	3	1	1	4	4	2	—	—	—
62161	Home health care services . . . . .	809	3 567	16 063	15	3	1	1	4	4	2	—	—	—
621610	Home health care services . . . . .	809	3 567	16 063	15	3	1	1	4	4	2	—	—	—
6219	Other ambulatory health care services . . . . .	286	1 333	6 116	5	1	1	2	—	—	1	—	—	—
62191	Ambulance services . . . . .	(E)	(D)	(D)	4	—	1	2	—	—	1	—	—	—
622	Hospitals . . . . .	(H)	(D)	(D)	4	—	—	1	—	—	1	—	—	2
6221	General medical & surgical hospitals . . . . .	(H)	(D)	(D)	3	—	—	—	—	—	1	—	—	2
62211	General medical & surgical hospitals . . . . .	(H)	(D)	(D)	3	—	—	—	—	—	1	—	—	2
623	Nursing & residential care facilities . . . . .	3 968	19 844	87 913	61	7	7	13	8	9	14	3	—	—
6231	Nursing care facilities . . . . .	2 819	14 272	62 184	19	—	—	—	1	2	13	3	—	—
62311	Nursing care facilities . . . . .	2 819	14 272	62 184	19	—	—	—	1	2	13	3	—	—
623110	Nursing care facilities . . . . .	2 819	14 272	62 184	19	—	—	—	1	2	13	3	—	—
6232	Residential mental retardation, health facil . . . . .	777	4 277	19 665	22	4	6	3	2	6	1	—	—	—
62321	Residential mental retardation facilities . . . . .	527	2 768	12 654	14	1	5	3	—	4	1	—	—	—
623210	Residential mental retardation facilities . . . . .	527	2 768	12 654	14	1	5	3	—	4	1	—	—	—
62322	Residential mental health, subst abuse facil . . . . .	250	1 509	7 011	8	3	1	—	2	2	—	—	—	—
623220	Residential mental health, subst abuse facil . . . . .	250	1 509	7 011	8	3	1	—	2	2	—	—	—	—
6233	Community care facilities for the elderly . . . . .	193	735	3 337	12	3	—	6	3	—	—	—	—	—
62331	Community care facilities for the elderly . . . . .	193	735	3 337	12	3	—	6	3	—	—	—	—	—
623312	Homes for the elderly . . . . .	193	735	3 337	12	3	—	6	3	—	—	—	—	—
6239	Other residential care facilities . . . . .	179	560	2 727	8	—	1	4	2	1	—	—	—	—
62399	Other residential care facilities . . . . .	179	560	2 727	8	—	1	4	2	1	—	—	—	—
623990	Other residential care facilities . . . . .	179	560	2 727	8	—	1	4	2	1	—	—	—	—
624	Social assistance . . . . .	(G)	(D)	(D)	124	39	24	32	23	2	3	1	—	—
6241	Individual & family services . . . . .	833	3 670	16 406	42	10	9	14	7	1	—	1	—	—
62412	Services for elderly & disabled persons . . . . .	365	1 465	7 156	20	2	2	11	4	1	—	—	—	—
624120	Services for elderly & disabled persons . . . . .	365	1 465	7 156	20	2	2	11	4	1	—	—	—	—
62419	Other individual & family services . . . . .	394	1 868	7 864	15	7	3	3	1	—	—	1	—	—
624190	Other individual & family services . . . . .	394	1 868	7 864	15	7	3	3	1	—	—	1	—	—
6242	Community, emergency & other relief services . . . . .	(C)	(D)	(D)	11	4	2	2	3	—	—	—	—	—
6243	Vocational rehabilitation services . . . . .	408	856	4 182	9	1	—	4	1	1	2	—	—	—
62431	Vocational rehabilitation services . . . . .	408	856	4 182	9	1	—	4	1	1	2	—	—	—
624310	Vocational rehabilitation services . . . . .	408	856	4 182	9	1	—	4	1	1	2	—	—	—
6244	Child day care services . . . . .	777	2 198	9 588	62	24	13	12	12	—	1	—	—	—
62441	Child day care services . . . . .	777	2 198	9 588	62	24	13	12	12	—	1	—	—	—
624410	Child day care services . . . . .	777	2 198	9 588	62	24	13	12	12	—	1	—	—	—
<b>71</b>	<b>Arts, entertainment &amp; recreation . . . . .</b>	<b>18 311</b>	<b>107 072</b>	<b>472 731</b>	<b>121</b>	<b>66</b>	<b>24</b>	<b>14</b>	<b>10</b>	<b>3</b>	<b>1</b>	<b>1</b>	<b>—</b>	<b>2</b>
711	Performing arts, spectator sports & related industries . . . . .	(C)	(D)	(D)	16	11	2	2	1	—	—	—	—	—
712	Museums, historical sites & like institutions . . . . .	771	3 713	15 804	14	6	1	4	1	—	1	1	—	—
7121	Museums, historical sites & like institutions . . . . .	771	3 713	15 804	14	6	1	4	1	—	1	1	—	—
71211	Museums . . . . .	(F)	(D)	(D)	8	2	1	3	1	—	—	1	—	—
71213	Zoos & botanical gardens . . . . .	(C)	(D)	(D)	2	1	—	—	—	—	1	—	—	—
713	Amusement, gambling & recreation industries . . . . .	(J)	(D)	(D)	91	49	21	8	8	3	—	—	—	2
7132	Gambling industries . . . . .	(J)	(D)	(D)	4	1	—	—	—	1	—	—	—	2
71321	Casinos (except hotel casinos) . . . . .	(J)	(D)	(D)	2	—	—	—	—	—	—	—	—	2
7139	Other amusement & recreation industries . . . . .	677	2 417	12 435	84	47	20	8	7	2	—	—	—	—
71391	Golf courses & country clubs . . . . .	(C)	(D)	(D)	9	4	4	—	—	1	—	—	—	—
71393	Marinas . . . . .	198	1 186	5 676	28	12	10	4	2	—	—	—	—	—
713930	Marinas . . . . .	198	1 186	5 676	28	12	10	4	2	—	—	—	—	—
71394	Fitness & recreational sports centers . . . . .	221	603	2 661	27	17	3	4	2	1	—	—	—	—
713940	Fitness & recreational sports centers . . . . .	221	603	2 661	27	17	3	4	2	1	—	—	—	—

Note: Employment-size classes are indicated as follows: A—0 to 19; B—20 to 99; C—100 to 249; E—250 to 499; F—500 to 999; G—1,000 to 2,499; H—2,500 to 4,999; I—5,000 to 9,999; J—10,000 to 24,999; K—25,000 to 49,999; L—50,000 to 99,999; M—100,000 or more.

**Table 6. Counties—Employees, Payroll, and Establishments by Industry: 1999—Con.**

[Excludes most government employees, railroad employees, and self-employed persons. Size class 1 to 4 includes establishments with payroll, but no employees, during mid-March pay period. (D) denotes figures withheld to avoid disclosing data for individual companies; the data are included in broader industry totals. Detailed industries with 100 or more employees are shown if industry was not a (D). For explanation of terms, abbreviations, and data reliability/comparability, see introductory text]

NAICS code	Industry	Number of employees for week including March 12	Payroll (\$1,000)		Total number of establishments	Number of establishments by employment-size class									
			First quarter	Annual		1 to 4	5 to 9	10 to 19	20 to 49	50 to 99	100 to 249	250 to 499	500 to 999	1,000 or more	
<b>NEW LONDON—Con.</b>															
<b>72</b>	<b>Accommodation &amp; food services</b> .....	<b>8 642</b>	<b>22 766</b>	<b>111 727</b>	<b>582</b>	<b>215</b>	<b>111</b>	<b>114</b>	<b>110</b>	<b>27</b>	<b>5</b>	-	-	-	
721	Accommodation .....	1 663	5 989	30 795	68	29	4	10	13	10	2	-	-	-	
7211	Traveler accommodation .....	(G)	(D)	(D)	55	17	4	9	13	10	2	-	-	-	
72111	Hotels (exc casino hotels) & motels .....	1 631	5 887	29 573	53	15	4	9	13	10	2	-	-	-	
721110	Hotels (exc casino hotels) & motels .....	1 631	5 887	29 573	53	15	4	9	13	10	2	-	-	-	
722	Food services & drinking places .....	6 979	16 777	80 932	514	186	107	104	97	17	3	-	-	-	
7221	Full-service restaurants .....	3 450	8 386	41 092	205	66	33	42	51	10	3	-	-	-	
72211	Full-service restaurants .....	3 450	8 386	41 092	205	66	33	42	51	10	3	-	-	-	
722110	Full-service restaurants .....	3 450	8 386	41 092	205	66	33	42	51	10	3	-	-	-	
7222	Limited-service eating places .....	2 758	6 194	29 791	215	75	44	53	38	5	-	-	-	-	
72221	Limited-service eating places .....	2 758	6 194	29 791	215	75	44	53	38	5	-	-	-	-	
722211	Limited-service restaurants .....	2 231	5 009	23 978	167	54	36	42	31	4	-	-	-	-	
7223	Special food services .....	536	1 641	7 355	39	13	6	7	2	-	-	-	-	-	
72231	Food service contractors .....	461	1 473	6 287	25	4	9	4	6	2	-	-	-	-	
722310	Food service contractors .....	461	1 473	6 287	25	4	9	4	6	2	-	-	-	-	
7224	Drinking places (alcoholic beverages) .....	235	556	2 694	55	32	19	3	1	-	-	-	-	-	
72241	Drinking places (alcoholic beverages) .....	235	556	2 694	55	32	19	3	1	-	-	-	-	-	
722410	Drinking places (alcoholic beverages) .....	235	556	2 694	55	32	19	3	1	-	-	-	-	-	
<b>81</b>	<b>Other services (except public administration)</b> .....	<b>3 601</b>	<b>14 139</b>	<b>61 675</b>	<b>653</b>	<b>386</b>	<b>181</b>	<b>63</b>	<b>20</b>	<b>2</b>	<b>1</b>	-	-	-	
811	Repair & maintenance .....	869	4 596	19 830	175	105	46	20	4	-	-	-	-	-	
8111	Automotive repair & maintenance .....	682	3 608	15 894	131	73	39	17	2	-	-	-	-	-	
81111	Automotive mechanical & electrical R&M .....	399	2 318	10 097	84	49	27	6	2	-	-	-	-	-	
811111	General automotive repair .....	298	1 725	7 382	64	40	18	4	2	-	-	-	-	-	
811112	Automotive body, paint, interior & glass repair .....	118	832	3 594	28	18	8	2	-	-	-	-	-	-	
811119	Other automotive R&M .....	165	458	2 203	19	6	4	9	-	-	-	-	-	-	
8114	Personal & household goods R&M .....	123	561	2 190	25	20	1	2	2	-	-	-	-	-	
812	Personal & laundry services .....	1 336	4 796	21 602	220	119	69	24	7	-	1	-	-	-	
8121	Personal care services .....	671	2 064	9 097	135	80	36	16	3	-	-	-	-	-	
81211	Hair, nail & skin care services .....	643	2 016	8 904	127	73	36	15	3	-	-	-	-	-	
812112	Beauty salons .....	602	1 860	8 247	114	63	34	14	3	-	-	-	-	-	
8122	Death care services .....	141	759	3 192	27	9	15	3	-	-	-	-	-	-	
81221	Funeral homes .....	102	456	2 145	18	6	9	3	-	-	-	-	-	-	
812210	Funeral homes .....	102	456	2 145	18	6	9	3	-	-	-	-	-	-	
8123	Drycleaning & laundry services .....	246	746	3 315	30	11	12	4	3	-	-	-	-	-	
81232	Drycleaning & laundry services (exc coin-op) .....	165	585	2 568	13	3	5	2	3	-	-	-	-	-	
812320	Drycleaning & laundry services (exc coin-op) .....	165	585	2 568	13	3	5	2	3	-	-	-	-	-	
8129	Other personal services .....	278	1 227	5 998	28	19	6	1	1	-	1	-	-	-	
81292	Photofinishing .....	(C)	(D)	(D)	7	3	2	1	-	-	1	-	-	-	
813	Religious, grantmaking, civic, prof & like organizations .....	1 396	4 747	20 243	258	162	66	19	9	2	-	-	-	-	
8131	Religious organizations .....	983	3 172	13 359	132	70	37	14	9	2	-	-	-	-	
81311	Religious organizations .....	983	3 172	13 359	132	70	37	14	9	2	-	-	-	-	
813110	Religious organizations .....	983	3 172	13 359	132	70	37	14	9	2	-	-	-	-	
8134	Civic & social organizations .....	179	395	1 701	43	25	16	2	-	-	-	-	-	-	
81341	Civic & social organizations .....	179	395	1 701	43	25	16	2	-	-	-	-	-	-	
813410	Civic & social organizations .....	179	395	1 701	43	25	16	2	-	-	-	-	-	-	
8139	Business, labor, political, like organizations .....	180	845	3 677	65	52	11	2	-	-	-	-	-	-	
<b>95</b>	<b>Auxiliaries (exc corporate, subsidiary &amp; regional mgt)</b> .....	<b>(E)</b>	<b>(D)</b>	<b>(D)</b>	<b>8</b>	<b>3</b>	<b>1</b>	-	<b>2</b>	<b>1</b>	<b>1</b>	-	-	-	
<b>99</b>	<b>Unclassified establishments</b> .....	<b>(B)</b>	<b>(D)</b>	<b>(D)</b>	<b>91</b>	<b>89</b>	<b>2</b>	-	-	-	-	-	-	-	
<b>TOLLAND</b>															
	<b>Total</b> .....	<b>27 166</b>	<b>159 399</b>	<b>714 781</b>	<b>2 528</b>	<b>1 457</b>	<b>522</b>	<b>300</b>	<b>167</b>	<b>42</b>	<b>27</b>	<b>9</b>	<b>4</b>	-	
<b>11</b>	<b>Forestry, fishing, hunting, and agriculture support</b> .....	<b>(A)</b>	<b>(D)</b>	<b>(D)</b>	<b>5</b>	<b>3</b>	<b>1</b>	<b>1</b>	-	-	-	-	-	-	
<b>21</b>	<b>Mining</b> .....	<b>(B)</b>	<b>(D)</b>	<b>(D)</b>	<b>6</b>	<b>4</b>	-	<b>2</b>	-	-	-	-	-	-	
<b>22</b>	<b>Utilities</b> .....	<b>(C)</b>	<b>(D)</b>	<b>(D)</b>	<b>3</b>	<b>1</b>	-	<b>1</b>	-	-	<b>1</b>	-	-	-	
221	Utilities .....	(C)	(D)	(D)	3	1	-	1	-	-	1	-	-	-	
2211	Elec pwr generation, transmsn & distribution .....	(C)	(D)	(D)	1	-	-	-	-	-	1	-	-	-	
22112	Electric pwr transmsn, control & distribution .....	(C)	(D)	(D)	1	-	-	-	-	-	1	-	-	-	
<b>23</b>	<b>Construction</b> .....	<b>1 840</b>	<b>14 675</b>	<b>76 782</b>	<b>372</b>	<b>277</b>	<b>59</b>	<b>22</b>	<b>13</b>	-	-	<b>1</b>	-	-	
233	Building, developing & general contracting .....	552	3 847	20 257	122	87	24	6	5	-	-	-	-	-	
2332	Residential building construction .....	(E)	(D)	(D)	99	77	19	3	-	-	-	-	-	-	
23321	Single-family housing construction .....	297	1 686	9 355	97	75	19	3	-	-	-	-	-	-	
233210	Single-family housing construction .....	297	1 686	9 355	97	75	19	3	-	-	-	-	-	-	
2333	Nonresidential building construction .....	(E)	(D)	(D)	23	10	5	3	5	-	-	-	-	-	
23332	Commercial & institutional bldg construction .....	(C)	(D)	(D)	21	10	5	3	3	-	-	-	-	-	
234	Heavy construction .....	110	1 083	7 576	17	10	3	3	1	-	-	-	-	-	

Note: Employment-size classes are indicated as follows: A—0 to 19; B—20 to 99; C—100 to 249; E—250 to 499; F—500 to 999; G—1,000 to 2,499; H—2,500 to 4,999; I—5,000 to 9,999; J—10,000 to 24,999; K—25,000 to 49,999; L—50,000 to 99,999; M—100,000 or more.



**Table 6. Counties—Employees, Payroll, and Establishments by Industry: 1999—Con.**

[Excludes most government employees, railroad employees, and self-employed persons. Size class 1 to 4 includes establishments with payroll, but no employees, during mid-March pay period. (D) denotes figures withheld to avoid disclosing data for individual companies; the data are included in broader industry totals. Detailed industries with 100 or more employees are shown if industry was not a (D). For explanation of terms, abbreviations, and data reliability/comparability, see introductory text]

NAICS code	Industry	Number of employees for week including March 12	Payroll (\$1,000)		Total number of establishments	Number of establishments by employment-size class										
			First quarter	Annual		1 to 4	5 to 9	10 to 19	20 to 49	50 to 99	100 to 249	250 to 499	500 to 999	1,000 or more		
<b>23</b>	<b>TOLLAND—Con.</b>															
	<b>Construction—Con.</b>															
235	Special trade contractors .....	1 178	9 745	48 949	233	180	32	13	7	—	—	—	1	—	—	—
2351	Plumbing, heating & AC contractor .....	511	5 004	22 926	49	34	10	3	1	—	—	—	1	—	—	—
23511	Plumbing, heating & AC contractor .....	511	5 004	22 926	49	34	10	3	1	—	—	—	1	—	—	—
235110	Plumbing, heating & AC contractor .....	511	5 004	22 926	49	34	10	3	1	—	—	—	1	—	—	—
2353	Electrical contractors .....	130	792	3 961	41	31	9	1	—	—	—	—	—	—	—	—
23531	Electrical contractors .....	130	792	3 961	41	31	9	1	—	—	—	—	—	—	—	—
235310	Electrical contractors .....	130	792	3 961	41	31	9	1	—	—	—	—	—	—	—	—
2354	Masonry, drywall, insulation, tile contractors .....	139	1 102	5 486	26	21	—	3	2	—	—	—	—	—	—	—
2355	Carpentry & floor contractors .....	102	765	3 459	40	36	1	3	—	—	—	—	—	—	—	—
2359	Other special trade contractors .....	160	1 163	7 232	29	18	7	1	3	—	—	—	—	—	—	—
<b>31-33</b>	<b>Manufacturing .....</b>	<b>4 159</b>	<b>35 542</b>	<b>146 285</b>	<b>156</b>	<b>68</b>	<b>28</b>	<b>28</b>	<b>16</b>	<b>5</b>	<b>8</b>	<b>2</b>	<b>1</b>	—	—	—
311	Food mfg .....	(C)	(D)	(D)	7	2	3	—	1	—	1	—	—	—	—	—
3114	Fruit & veg preserving & specialty food mfg .....	(C)	(D)	(D)	1	—	—	—	—	—	1	—	—	—	—	—
31142	Fruit & veg canning, pickling & drying .....	(C)	(D)	(D)	1	—	—	—	—	—	1	—	—	—	—	—
313	Textile mills .....	519	4 302	17 437	4	—	1	—	1	—	1	1	—	—	—	—
3132	Fabric mills .....	(E)	(D)	(D)	2	—	1	—	—	—	—	—	1	—	—	—
31321	Broadwoven fabric mills .....	(E)	(D)	(D)	1	—	—	—	—	—	—	—	1	—	—	—
3133	Textile, fabric finishing, fabric coating mills .....	(E)	(D)	(D)	2	—	—	—	1	—	1	—	—	—	—	—
31331	Textile & fabric finishing mills .....	(E)	(D)	(D)	2	—	—	—	1	—	1	—	—	—	—	—
322	Paper mfg .....	(C)	(D)	(D)	3	1	—	—	1	1	—	—	—	—	—	—
3222	Converted paper product mfg .....	(C)	(D)	(D)	3	1	—	—	1	1	—	—	—	—	—	—
32221	Paperboard container mfg .....	(C)	(D)	(D)	2	—	—	—	1	1	—	—	—	—	—	—
323	Printing & related support activities .....	450	3 625	13 962	16	11	1	—	1	1	2	—	—	—	—	—
3231	Printing & related support activities .....	450	3 625	13 962	16	11	1	—	1	1	2	—	—	—	—	—
32311	Printing .....	(E)	(D)	(D)	15	10	1	—	1	1	2	—	—	—	—	—
325	Chemical mfg .....	(C)	(D)	(D)	5	1	1	2	—	—	1	—	—	—	—	—
3256	Soap, cleaners & toilet preparation mfg .....	(C)	(D)	(D)	2	1	—	—	—	—	1	—	—	—	—	—
32561	Soap & cleaning compound mfg .....	(C)	(D)	(D)	2	1	—	—	—	—	1	—	—	—	—	—
326	Plastics & rubber products mfg .....	138	1 096	4 946	7	1	2	2	1	1	—	—	—	—	—	—
3261	Plastics product mfg .....	(C)	(D)	(D)	6	1	2	2	—	1	—	—	—	—	—	—
332	Fabricated metal product mfg .....	344	3 018	13 762	35	22	3	6	3	1	—	—	—	—	—	—
3329	Other fabricated metal product mfg .....	(C)	(D)	(D)	3	1	—	—	1	1	—	—	—	—	—	—
33291	Metal valve mfg .....	(C)	(D)	(D)	2	—	—	—	1	1	—	—	—	—	—	—
333	Machinery mfg .....	1 070	10 390	35 517	20	9	3	4	2	—	1	—	1	—	—	—
3332	Industrial machinery mfg .....	770	7 777	23 814	7	2	3	—	1	—	—	—	1	—	—	—
33329	Other industrial machinery mfg .....	(F)	(D)	(D)	5	1	2	—	1	—	—	—	—	—	—	—
3339	Other general purpose machinery mfg .....	206	1 823	7 639	4	2	—	1	—	—	1	—	—	—	—	—
33399	All other general purpose machinery mfg .....	(C)	(D)	(D)	3	2	—	—	—	—	1	—	—	—	—	—
334	Computer & electronic product mfg .....	604	4 945	19 963	11	1	2	3	3	—	1	1	—	—	—	—
3344	Semiconductor & oth electronic component mfg .....	526	4 191	16 917	5	—	—	1	2	—	1	1	—	—	—	—
33441	Semiconductor & oth electronic component mfg .....	526	4 191	16 917	5	—	—	1	2	—	1	1	—	—	—	—
336	Transportation equipment mfg .....	(C)	(D)	(D)	6	2	2	1	—	—	1	—	—	—	—	—
3364	Aerospace product & parts mfg .....	(C)	(D)	(D)	2	1	—	—	—	—	1	—	—	—	—	—
33641	Aerospace product & parts mfg .....	(C)	(D)	(D)	2	1	—	—	—	—	1	—	—	—	—	—
339	Miscellaneous mfg .....	210	1 746	7 300	16	6	4	3	2	1	—	—	—	—	—	—
3391	Medical equipment & supplies mfg .....	146	1 401	5 697	10	4	2	2	1	1	—	—	—	—	—	—
33911	Medical equipment & supplies mfg .....	146	1 401	5 697	10	4	2	2	1	1	—	—	—	—	—	—
339112	Surgical & medical instrument mfg .....	111	1 195	4 799	3	—	—	1	1	1	—	—	—	—	—	—
<b>42</b>	<b>Wholesale trade .....</b>	<b>651</b>	<b>6 197</b>	<b>29 802</b>	<b>98</b>	<b>68</b>	<b>17</b>	<b>7</b>	<b>4</b>	<b>1</b>	<b>1</b>	—	—	—	—	—
421	Wholesale trade, durable goods .....	433	3 890	18 992	76	53	14	5	3	1	—	—	—	—	—	—
4216	Electrical goods whsle .....	134	1 517	7 732	12	8	1	1	1	1	—	—	—	—	—	—
422	Wholesale trade, nondurable goods .....	218	2 307	10 810	22	15	3	2	1	—	1	—	—	—	—	—
4224	Grocery & related product whsle .....	181	1 890	9 005	6	1	2	1	1	—	1	—	—	—	—	—
42243	Dairy product (exc dried or canned) whsle .....	(C)	(D)	(D)	2	—	1	—	—	—	1	—	—	—	—	—
<b>44-45</b>	<b>Retail trade .....</b>	<b>5 902</b>	<b>23 256</b>	<b>101 120</b>	<b>415</b>	<b>192</b>	<b>111</b>	<b>62</b>	<b>30</b>	<b>11</b>	<b>5</b>	<b>3</b>	<b>1</b>	—	—	—
441	Motor vehicle & parts dealers .....	645	4 950	24 600	47	16	16	5	8	2	—	—	—	—	—	—
4411	Automobile dealers .....	482	4 002	20 319	24	10	3	1	8	2	—	—	—	—	—	—
44111	New car dealers .....	459	3 891	19 640	16	4	1	1	8	2	—	—	—	—	—	—
441110	New car dealers .....	459	3 891	19 640	16	4	1	1	8	2	—	—	—	—	—	—
4413	Automotive parts, accessories & tire stores .....	130	711	3 003	19	5	11	3	—	—	—	—	—	—	—	—
444	Bldg material & garden equip & supp dealers .....	407	1 902	10 143	48	23	10	12	2	1	—	—	—	—	—	—
4441	Building material & supplies dealers .....	252	1 079	6 064	31	14	9	6	1	1	—	—	—	—	—	—
44413	Hardware stores .....	(C)	(D)	(D)	11	3	3	4	—	1	—	—	—	—	—	—
44419	Other building material dealers .....	107	539	4 023	17	10	5	1	1	—	—	—	—	—	—	—
444190	Other building material dealers .....	107	539	4 023	17	10	5	1	1	—	—	—	—	—	—	—
4442	Lawn & garden equip & supplies stores .....	155	823	4 079	17	9	1	6	1	—	—	—	—	—	—	—
44422	Nursery & garden centers .....	126	695	3 401	10	3	1	5	1	—	—	—	—	—	—	—
444220	Nursery & garden centers .....	126	695	3 401	10	3	1	5	1	—	—	—	—	—	—	—

Note: Employment-size classes are indicated as follows: A—0 to 19; B—20 to 99; C—100 to 249; E—250 to 499; F—500 to 999; G—1,000 to 2,499; H—2,500 to 4,999; I—5,000 to 9,999; J—10,000 to 24,999; K—25,000 to 49,999; L—50,000 to 99,999; M—100,000 or more.

**Table 6. Counties—Employees, Payroll, and Establishments by Industry: 1999—Con.**

[Excludes most government employees, railroad employees, and self-employed persons. Size class 1 to 4 includes establishments with payroll, but no employees, during mid-March pay period. (D) denotes figures withheld to avoid disclosing data for individual companies; the data are included in broader industry totals. Detailed industries with 100 or more employees are shown if industry was not a (D). For explanation of terms, abbreviations, and data reliability/comparability, see introductory text]

NAICS code	Industry	Number of employees for week including March 12	Payroll (\$1,000)		Total number of establishments	Number of establishments by employment-size class								
			First quarter	Annual		1 to 4	5 to 9	10 to 19	20 to 49	50 to 99	100 to 249	250 to 499	500 to 999	1,000 or more
<b>TOLLAND—Con.</b>														
<b>44-45 Retail trade—Con.</b>														
445	Food & beverage stores .....	1 770	5 405	24 240	66	36	11	6	4	4	2	3	-	-
4451	Grocery stores .....	1 631	5 107	22 916	28	7	5	3	4	4	2	3	-	-
44511	Grocery (except convenience) stores .....	1 583	4 992	22 388	21	5	2	1	4	4	2	3	-	-
445110	Grocery (except convenience) stores .....	1 583	4 992	22 388	21	5	2	1	4	4	2	3	-	-
446	Health & personal care stores .....	431	1 650	8 071	30	6	9	7	7	1	-	-	-	-
4461	Health & personal care stores .....	431	1 650	8 071	30	6	9	7	7	1	-	-	-	-
44611	Pharmacies & drug stores .....	360	1 287	5 873	17	-	3	6	7	1	-	-	-	-
446110	Pharmacies & drug stores .....	360	1 287	5 873	17	-	3	6	7	1	-	-	-	-
447	Gasoline stations .....	1 232	3 952	10 166	54	17	24	10	1	-	1	-	1	-
4471	Gasoline stations .....	1 232	3 952	10 166	54	17	24	10	1	-	1	-	1	-
44711	Gasoline stations with convenience stores .....	985	2 770	5 363	36	10	18	6	1	-	-	-	1	-
447110	Gasoline stations with convenience stores .....	985	2 770	5 363	36	10	18	6	1	-	-	-	1	-
44719	Other gasoline stations .....	247	1 182	4 803	18	7	6	4	-	-	1	-	-	-
447190	Other gasoline stations .....	247	1 182	4 803	18	7	6	4	-	-	1	-	-	-
448	Clothing & clothing accessories stores .....	313	984	4 271	33	17	7	4	4	1	-	-	-	-
4481	Clothing stores .....	273	759	3 281	21	8	5	3	4	1	-	-	-	-
44814	Family clothing stores .....	(C)	(D)	(D)	8	1	2	-	4	1	-	-	-	-
451	Sporting goods, hobby, book & music stores .....	218	801	3 269	26	16	7	2	-	-	1	-	-	-
4512	Book, periodical & music stores .....	(C)	(D)	(D)	9	3	4	1	-	-	1	-	-	-
45121	Book stores & news dealers .....	167	658	2 555	8	2	4	1	-	-	1	-	-	-
451211	Book stores .....	167	658	2 555	8	2	4	1	-	-	1	-	-	-
452	General merchandise stores .....	298	714	3 178	9	5	-	1	-	2	1	-	-	-
4521	Department stores .....	281	684	3 022	5	2	-	-	-	2	1	-	-	-
45211	Department stores .....	281	684	3 022	5	2	-	-	-	2	1	-	-	-
452110	Department stores .....	281	684	3 022	5	2	-	-	-	2	1	-	-	-
453	Miscellaneous store retailers .....	234	641	2 923	40	23	11	4	2	-	-	-	-	-
4532	Office supplies, stationery & gift stores .....	123	354	1 453	12	6	1	3	2	-	-	-	-	-
454	Nonstore retailers .....	199	1 338	6 226	24	9	5	8	2	-	-	-	-	-
4543	Direct selling establishments .....	171	1 199	5 156	18	6	3	7	2	-	-	-	-	-
45431	Fuel dealers .....	151	1 138	4 863	14	4	2	6	2	-	-	-	-	-
454311	Heating oil dealers .....	114	826	3 551	11	4	2	3	2	-	-	-	-	-
<b>48-49</b>	<b>Transportation &amp; warehousing .....</b>	<b>836</b>	<b>3 695</b>	<b>15 036</b>	<b>45</b>	<b>27</b>	<b>4</b>	<b>1</b>	<b>11</b>	<b>1</b>	-	<b>1</b>	-	-
484	Truck transportation .....	117	886	3 970	26	20	3	1	2	-	-	-	-	-
485	Transit & ground passenger transportation .....	(E)	(D)	(D)	14	4	1	-	8	1	-	-	-	-
4854	School & employee bus transportation .....	(E)	(D)	(D)	10	2	1	-	6	1	-	-	-	-
48541	School & employee bus transportation .....	(E)	(D)	(D)	10	2	1	-	6	1	-	-	-	-
492	Couriers & messengers .....	(E)	(D)	(D)	3	1	-	-	1	-	-	1	-	-
4921	Couriers .....	(E)	(D)	(D)	2	-	-	-	1	-	-	1	-	-
49211	Couriers .....	(E)	(D)	(D)	2	-	-	-	1	-	-	1	-	-
<b>51</b>	<b>Information .....</b>	<b>591</b>	<b>4 463</b>	<b>25 472</b>	<b>34</b>	<b>16</b>	<b>7</b>	<b>5</b>	<b>3</b>	<b>2</b>	<b>1</b>	-	-	-
511	Publishing industries .....	211	1 496	12 523	12	7	1	1	1	2	-	-	-	-
5111	Newspaper, periodical, book, database publishers .....	108	377	1 702	5	3	-	1	-	1	-	-	-	-
5112	Software publishers .....	103	1 119	10 821	7	4	1	-	1	1	-	-	-	-
51121	Software publishers .....	103	1 119	10 821	7	4	1	-	1	1	-	-	-	-
511210	Software publishers .....	103	1 119	10 821	7	4	1	-	1	1	-	-	-	-
514	Information & data processing services .....	324	2 559	10 217	10	3	2	2	2	-	1	-	-	-
5141	Information services .....	(E)	(D)	(D)	8	2	2	2	1	-	1	-	-	-
51419	Other information services .....	(C)	(D)	(D)	3	2	-	-	-	-	1	-	-	-
<b>52</b>	<b>Finance &amp; insurance .....</b>	<b>900</b>	<b>8 808</b>	<b>35 940</b>	<b>124</b>	<b>57</b>	<b>41</b>	<b>17</b>	<b>8</b>	<b>1</b>	-	-	-	-
522	Credit intermediation & related activities .....	551	3 920	15 404	54	8	29	13	3	1	-	-	-	-
5221	Depository credit intermediation .....	535	3 785	14 825	49	5	27	13	3	1	-	-	-	-
52212	Savings institutions .....	440	3 132	12 127	34	1	19	10	3	1	-	-	-	-
522120	Savings institutions .....	440	3 132	12 127	34	1	19	10	3	1	-	-	-	-
524	Insurance carriers & related activities .....	(E)	(D)	(D)	58	38	12	4	4	-	-	-	-	-
5241	Insurance carriers .....	(C)	(D)	(D)	16	9	2	3	2	-	-	-	-	-
5242	Agencies & other insurance related activities .....	(C)	(D)	(D)	42	29	10	1	2	-	-	-	-	-
52421	Insurance agencies & brokerages .....	(C)	(D)	(D)	40	27	10	1	2	-	-	-	-	-
<b>53</b>	<b>Real estate &amp; rental &amp; leasing .....</b>	<b>326</b>	<b>1 548</b>	<b>7 010</b>	<b>73</b>	<b>49</b>	<b>15</b>	<b>8</b>	<b>1</b>	-	-	-	-	-
531	Real estate .....	222	1 186	5 340	56	41	10	4	1	-	-	-	-	-
5311	Lessors of real estate .....	153	812	3 546	25	13	7	4	1	-	-	-	-	-
53111	Lessors of residential buildings & dwellings .....	110	680	2 897	16	7	6	2	1	-	-	-	-	-
531110	Lessors of residential buildings & dwellings .....	110	680	2 897	16	7	6	2	1	-	-	-	-	-
532	Rental & leasing services .....	(C)	(D)	(D)	16	7	5	4	-	-	-	-	-	-

Note: Employment-size classes are indicated as follows: A—0 to 19; B—20 to 99; C—100 to 249; E—250 to 499; F—500 to 999; G—1,000 to 2,499; H—2,500 to 4,999; I—5,000 to 9,999; J—10,000 to 24,999; K—25,000 to 49,999; L—50,000 to 99,999; M—100,000 or more.

**Table 6. Counties—Employees, Payroll, and Establishments by Industry: 1999—Con.**

[Excludes most government employees, railroad employees, and self-employed persons. Size class 1 to 4 includes establishments with payroll, but no employees, during mid-March pay period. (D) denotes figures withheld to avoid disclosing data for individual companies; the data are included in broader industry totals. Detailed industries with 100 or more employees are shown if industry was not a (D). For explanation of terms, abbreviations, and data reliability/comparability, see introductory text]

NAICS code	Industry	Number of employees for week including March 12	Payroll (\$1,000)		Total number of establishments	Number of establishments by employment-size class																		
			First quarter	Annual		1 to 4	5 to 9	10 to 19	20 to 49	50 to 99	100 to 249	250 to 499	500 to 999	1,000 or more										
<b>TOLLAND—Con.</b>																								
<b>54</b>	<b>Professional, scientific &amp; technical services</b>	<b>1 209</b>	<b>10 064</b>	<b>47 635</b>	<b>224</b>	<b>152</b>	<b>36</b>	<b>22</b>	<b>13</b>	<b>1</b>	—	—	—	—	—	—	—							
541	Professional, scientific & technical services	1 209	10 064	47 635	224	152	36	22	13	1	—	—	—	—	—	—	—							
5411	Legal services	206	1 419	6 360	39	26	7	3	3	—	—	—	—	—	—	—	—							
54111	Offices of lawyers	206	1 419	6 360	39	26	7	3	3	—	—	—	—	—	—	—	—							
541110	Offices of lawyers	206	1 419	6 360	39	26	7	3	3	—	—	—	—	—	—	—	—							
5412	Accounting, tax prep, bookkeep, payroll services	(C)	(D)	(D)	19	9	7	2	1	—	—	—	—	—	—	—	—							
54121	Accounting, tax prep, bookkeep, payroll services	(C)	(D)	(D)	19	9	7	2	1	—	—	—	—	—	—	—	—							
5413	Architectural, engineering & related services	286	2 814	13 293	47	30	8	5	4	—	—	—	—	—	—	—	—							
54133	Engineering services	164	1 755	8 116	25	16	3	3	3	—	—	—	—	—	—	—	—							
541330	Engineering services	164	1 755	8 116	25	16	3	3	3	—	—	—	—	—	—	—	—							
5415	Computer systems design & related services	184	2 462	12 263	47	37	5	3	2	—	—	—	—	—	—	—	—							
54151	Computer systems design & related services	184	2 462	12 263	47	37	5	3	2	—	—	—	—	—	—	—	—							
5416	Management, sci & tech consulting services	140	1 248	5 332	38	31	4	2	1	—	—	—	—	—	—	—	—							
5419	Oth professional, scientific, technical services	189	1 011	5 532	17	8	2	4	2	1	—	—	—	—	—	—	—							
54194	Veterinary services	(C)	(D)	(D)	10	4	2	3	—	1	—	—	—	—	—	—	—							
<b>55</b>	<b>Management of companies &amp; enterprises</b>	<b>(A)</b>	<b>(D)</b>	<b>(D)</b>	<b>2</b>	<b>1</b>	—	<b>1</b>	—	—	—	—	—	—	—	—	—							
<b>56</b>	<b>Admin, support, waste mgt, remediation services</b>	<b>622</b>	<b>2 556</b>	<b>12 859</b>	<b>124</b>	<b>89</b>	<b>20</b>	<b>8</b>	<b>5</b>	<b>2</b>	—	—	—	—	—	—	—							
561	Administrative & support services	596	2 423	12 005	119	86	19	7	5	2	—	—	—	—	—	—	—							
5617	Services to buildings & dwellings	259	899	5 429	77	64	6	4	3	—	—	—	—	—	—	—	—							
56172	Janitorial services	127	370	1 567	21	15	2	2	2	—	—	—	—	—	—	—	—							
561720	Janitorial services	127	370	1 567	21	15	2	2	2	—	—	—	—	—	—	—	—							
56173	Landscaping services	100	335	2 993	45	40	3	1	1	—	—	—	—	—	—	—	—							
561730	Landscaping services	100	335	2 993	45	40	3	1	1	—	—	—	—	—	—	—	—							
<b>61</b>	<b>Educational services</b>	<b>184</b>	<b>765</b>	<b>3 556</b>	<b>33</b>	<b>20</b>	<b>8</b>	<b>3</b>	<b>1</b>	<b>1</b>	—	—	—	—	—	—	—							
611	Educational services	184	765	3 556	33	20	8	3	1	1	—	—	—	—	—	—	—							
<b>62</b>	<b>Health care and social assistance</b>	<b>4 653</b>	<b>29 677</b>	<b>129 877</b>	<b>256</b>	<b>124</b>	<b>64</b>	<b>46</b>	<b>7</b>	<b>3</b>	<b>8</b>	<b>2</b>	<b>2</b>	—	—	—	—							
621	Ambulatory health care services	1 621	10 909	49 054	155	83	46	16	4	2	3	1	—	—	—	—	—							
6211	Offices of physicians	431	3 894	17 702	64	37	14	8	4	1	—	—	—	—	—	—	—							
62111	Offices of physicians	431	3 894	17 702	64	37	14	8	4	1	—	—	—	—	—	—	—							
6212	Offices of dentists	272	1 740	8 070	47	19	24	4	—	—	—	—	—	—	—	—	—							
62121	Offices of dentists	272	1 740	8 070	47	19	24	4	—	—	—	—	—	—	—	—	—							
621210	Offices of dentists	272	1 740	8 070	47	19	24	4	—	—	—	—	—	—	—	—	—							
6213	Offices of other health practitioners	(C)	(D)	(D)	31	21	8	2	—	—	—	—	—	—	—	—	—							
6214	Outpatient care centers	149	858	3 774	4	2	—	1	—	—	1	—	—	—	—	—	—							
62149	Other outpatient care centers	149	858	3 774	4	2	—	1	—	—	1	—	—	—	—	—	—							
621498	All other outpatient care centers	149	858	3 774	4	2	—	1	—	—	1	—	—	—	—	—	—							
6216	Home health care services	599	3 362	15 006	5	1	—	1	—	—	2	1	—	—	—	—	—							
62161	Home health care services	599	3 362	15 006	5	1	—	1	—	—	2	1	—	—	—	—	—							
621610	Home health care services	599	3 362	15 006	5	1	—	1	—	—	2	1	—	—	—	—	—							
622	Hospitals	(G)	(D)	(D)	5	—	1	—	—	—	1	1	2	—	—	—	—							
6221	General medical & surgical hospitals	1 284	10 496	44 236	3	—	—	—	—	—	1	—	2	—	—	—	—							
62211	General medical & surgical hospitals	1 284	10 496	44 236	3	—	—	—	—	—	1	—	2	—	—	—	—							
622110	General medical & surgical hospitals	1 284	10 496	44 236	3	—	—	—	—	—	1	—	2	—	—	—	—							
6222	Psychiatric & substance abuse hospitals	(E)	(D)	(D)	2	—	1	—	—	—	—	1	—	—	—	—	—							
62221	Psychiatric & substance abuse hospitals	(E)	(D)	(D)	2	—	1	—	—	—	—	1	—	—	—	—	—							
623	Nursing & residential care facilities	932	4 805	21 419	31	7	8	11	1	—	4	—	—	—	—	—	—							
6231	Nursing care facilities	704	3 711	16 786	5	1	—	—	—	—	4	—	—	—	—	—	—							
62311	Nursing care facilities	704	3 711	16 786	5	1	—	—	—	—	4	—	—	—	—	—	—							
623110	Nursing care facilities	704	3 711	16 786	5	1	—	—	—	—	4	—	—	—	—	—	—							
6232	Residential mental retardation, health facil	(C)	(D)	(D)	13	2	3	7	1	—	—	—	—	—	—	—	—							
62321	Residential mental retardation facilities	136	714	3 009	12	1	3	7	1	—	—	—	—	—	—	—	—							
623210	Residential mental retardation facilities	136	714	3 009	12	1	3	7	1	—	—	—	—	—	—	—	—							
624	Social assistance	(F)	(D)	(D)	65	34	9	19	2	1	—	—	—	—	—	—	—							
6241	Individual & family services	140	701	2 987	13	5	1	7	—	—	—	—	—	—	—	—	—							
6244	Child day care services	(E)	(D)	(D)	48	27	8	11	2	—	—	—	—	—	—	—	—							
62441	Child day care services	(E)	(D)	(D)	48	27	8	11	2	—	—	—	—	—	—	—	—							
<b>71</b>	<b>Arts, entertainment &amp; recreation</b>	<b>423</b>	<b>1 222</b>	<b>7 578</b>	<b>42</b>	<b>20</b>	<b>12</b>	<b>4</b>	<b>4</b>	<b>2</b>	—	—	—	—	—	—	—							
713	Amusement, gambling & recreation industries	(E)	(D)	(D)	34	14	11	4	3	2	—	—	—	—	—	—	—							
7139	Other amusement & recreation industries	(E)	(D)	(D)	33	13	11	4	3	2	—	—	—	—	—	—	—							
71391	Golf courses & country clubs	126	424	3 394	8	2	4	—	1	1	—	—	—	—	—	—	—							
713910	Golf courses & country clubs	126	424	3 394	8	2	4	—	1	1	—	—	—	—	—	—	—							
71394	Fitness & recreational sports centers	198	491	2 302	15	5	5	3	1	1	—	—	—	—	—	—	—							
713940	Fitness & recreational sports centers	198	491	2 302	15	5	5	3	1	1	—	—	—	—	—	—	—							

Note: Employment-size classes are indicated as follows: A—0 to 19; B—20 to 99; C—100 to 249; E—250 to 499; F—500 to 999; G—1,000 to 2,499; H—2,500 to 4,999; I—5,000 to 9,999; J—10,000 to 24,999; K—25,000 to 49,999; L—50,000 to 99,999; M—100,000 or more.

**Table 6. Counties—Employees, Payroll, and Establishments by Industry: 1999—Con.**

[Excludes most government employees, railroad employees, and self-employed persons. Size class 1 to 4 includes establishments with payroll, but no employees, during mid-March pay period. (D) denotes figures withheld to avoid disclosing data for individual companies; the data are included in broader industry totals. Detailed industries with 100 or more employees are shown if industry was not a (D). For explanation of terms, abbreviations, and data reliability/comparability, see introductory text]

NAICS code	Industry	Number of employees for week including March 12	Payroll (\$1,000)		Total number of establishments	Number of establishments by employment-size class								
			First quarter	Annual		1 to 4	5 to 9	10 to 19	20 to 49	50 to 99	100 to 249	250 to 499	500 to 999	1,000 or more
<b>TOLLAND—Con.</b>														
<b>72</b>	<b>Accommodation &amp; food services</b> .....	<b>3 036</b>	<b>7 811</b>	<b>35 397</b>	<b>195</b>	<b>66</b>	<b>38</b>	<b>38</b>	<b>41</b>	<b>10</b>	<b>2</b>	—	—	—
721	Accommodation .....	122	389	2 192	11	4	3	1	3	—	—	—	—	—
7211	Traveler accommodation .....	(C)	(D)	(D)	7	—	3	1	3	—	—	—	—	—
72111	Hotels (exc casino hotels) & motels .....	114	384	1 974	6	—	2	1	3	—	—	—	—	—
721110	Hotels (exc casino hotels) & motels .....	114	384	1 974	6	—	2	1	3	—	—	—	—	—
722	Food services & drinking places .....	2 914	7 422	33 205	184	62	35	37	38	10	2	—	—	—
7221	Full-service restaurants .....	1 594	3 854	17 114	86	26	11	18	24	6	1	—	—	—
72211	Full-service restaurants .....	1 594	3 854	17 114	86	26	11	18	24	6	1	—	—	—
722110	Full-service restaurants .....	1 594	3 854	17 114	86	26	11	18	24	6	1	—	—	—
7222	Limited-service eating places .....	926	1 952	9 137	66	21	14	15	12	4	—	—	—	—
72221	Limited-service eating places .....	926	1 952	9 137	66	21	14	15	12	4	—	—	—	—
722211	Limited-service restaurants .....	730	1 443	6 624	47	13	9	13	8	4	—	—	—	—
7223	Special food services .....	284	1 389	5 928	16	8	4	2	1	—	1	—	—	—
72231	Food service contractors .....	(C)	(D)	(D)	7	3	1	2	—	—	1	—	—	—
7224	Drinking places (alcoholic beverages) .....	110	227	1 026	16	7	6	2	1	—	—	—	—	—
72241	Drinking places (alcoholic beverages) .....	110	227	1 026	16	7	6	2	1	—	—	—	—	—
722410	Drinking places (alcoholic beverages) .....	110	227	1 026	16	7	6	2	1	—	—	—	—	—
<b>81</b>	<b>Other services (except public administration)</b> .....	<b>1 592</b>	<b>6 433</b>	<b>28 838</b>	<b>289</b>	<b>191</b>	<b>61</b>	<b>24</b>	<b>10</b>	<b>2</b>	<b>1</b>	—	—	—
811	Repair & maintenance .....	412	2 312	10 526	96	69	16	10	1	—	—	—	—	—
8111	Automotive repair & maintenance .....	346	1 894	8 579	73	49	14	9	1	—	—	—	—	—
81111	Automotive mechanical & electrical R&M .....	200	1 153	5 085	44	30	9	5	—	—	—	—	—	—
811111	General automotive repair .....	188	1 084	4 796	41	28	8	5	—	—	—	—	—	—
812	Personal & laundry services .....	457	1 601	6 865	97	65	22	6	3	1	—	—	—	—
8121	Personal care services .....	(E)	(D)	(D)	57	37	13	4	3	—	—	—	—	—
81211	Hair, nail & skin care services .....	242	840	3 587	53	35	12	4	2	—	—	—	—	—
812112	Beauty salons .....	222	799	3 405	48	31	12	3	2	—	—	—	—	—
8123	Drycleaning & laundry services .....	109	401	1 700	17	11	5	—	—	1	—	—	—	—
813	Religious, grantmaking, civic, prof & like organizations .....	723	2 520	11 447	96	57	23	8	6	1	1	—	—	—
8131	Religious organizations .....	304	940	3 793	54	31	17	3	3	—	—	—	—	—
81311	Religious organizations .....	304	940	3 793	54	31	17	3	3	—	—	—	—	—
813110	Religious organizations .....	304	940	3 793	54	31	17	3	3	—	—	—	—	—
8132	Grantmaking & giving services .....	(C)	(D)	(D)	5	—	—	1	3	—	1	—	—	—
81321	Grantmaking & giving services .....	(C)	(D)	(D)	5	—	—	1	3	—	1	—	—	—
8134	Civic & social organizations .....	163	381	1 796	18	10	5	2	—	1	—	—	—	—
81341	Civic & social organizations .....	163	381	1 796	18	10	5	2	—	1	—	—	—	—
813410	Civic & social organizations .....	163	381	1 796	18	10	5	2	—	1	—	—	—	—
<b>99</b>	<b>Unclassified establishments</b> .....	<b>(B)</b>	<b>(D)</b>	<b>(D)</b>	<b>32</b>	<b>32</b>	—	—	—	—	—	—	—	—
<b>WINDHAM</b>														
	<b>Total</b> .....	<b>30 265</b>	<b>180 235</b>	<b>829 112</b>	<b>2 180</b>	<b>1 173</b>	<b>445</b>	<b>276</b>	<b>181</b>	<b>48</b>	<b>45</b>	<b>7</b>	<b>5</b>	—
<b>11</b>	<b>Forestry, fishing, hunting, and agriculture support</b> .....	<b>36</b>	<b>176</b>	<b>808</b>	<b>9</b>	<b>7</b>	<b>1</b>	<b>1</b>	—	—	—	—	—	—
<b>21</b>	<b>Mining</b> .....	<b>59</b>	<b>615</b>	<b>3 054</b>	<b>7</b>	<b>4</b>	—	<b>1</b>	<b>2</b>	—	—	—	—	—
<b>22</b>	<b>Utilities</b> .....	<b>(C)</b>	<b>(D)</b>	<b>(D)</b>	<b>9</b>	<b>4</b>	<b>1</b>	<b>2</b>	<b>1</b>	<b>1</b>	—	—	—	—
221	Utilities .....	(C)	(D)	(D)	9	4	1	2	1	1	—	—	—	—
2211	Elec pwr generation, transmsn & distribution .....	(C)	(D)	(D)	4	2	—	—	1	1	—	—	—	—
22112	Electric pwr transmsn, control & distribution .....	(C)	(D)	(D)	3	1	—	—	1	1	—	—	—	—
<b>23</b>	<b>Construction</b> .....	<b>1 165</b>	<b>7 964</b>	<b>42 229</b>	<b>262</b>	<b>201</b>	<b>34</b>	<b>18</b>	<b>7</b>	<b>1</b>	<b>1</b>	—	—	—
233	Building, developing & general contracting .....	264	1 809	8 856	67	51	8	6	2	—	—	—	—	—
2332	Residential building construction .....	(C)	(D)	(D)	53	44	7	2	—	—	—	—	—	—
23321	Single-family housing construction .....	120	682	3 597	48	41	6	1	—	—	—	—	—	—
233210	Single-family housing construction .....	120	682	3 597	48	41	6	1	—	—	—	—	—	—
2333	Nonresidential building construction .....	(C)	(D)	(D)	13	6	1	4	2	—	—	—	—	—
235	Special trade contractors .....	885	6 026	32 537	189	146	24	12	5	1	1	—	—	—
2351	Plumbing, heating & AC contractor .....	130	897	4 122	28	20	4	3	1	—	—	—	—	—
23511	Plumbing, heating & AC contractor .....	130	897	4 122	28	20	4	3	1	—	—	—	—	—
235110	Plumbing, heating & AC contractor .....	130	897	4 122	28	20	4	3	1	—	—	—	—	—
2353	Electrical contractors .....	266	1 860	8 759	39	31	4	2	1	—	1	—	—	—
23531	Electrical contractors .....	266	1 860	8 759	39	31	4	2	1	—	1	—	—	—
235310	Electrical contractors .....	266	1 860	8 759	39	31	4	2	1	—	1	—	—	—
2354	Masonry, drywall, insulation, tile contractors .....	(C)	(D)	(D)	12	8	2	1	—	1	—	—	—	—
23541	Masonry & stone contractors .....	120	1 146	7 312	11	8	1	1	—	1	—	—	—	—
235410	Masonry & stone contractors .....	120	1 146	7 312	11	8	1	1	—	1	—	—	—	—
2359	Other special trade contractors .....	137	827	4 581	45	34	7	4	—	—	—	—	—	—

Note: Employment-size classes are indicated as follows: A—0 to 19; B—20 to 99; C—100 to 249; E—250 to 499; F—500 to 999; G—1,000 to 2,499; H—2,500 to 4,999; I—5,000 to 9,999; J—10,000 to 24,999; K—25,000 to 49,999; L—50,000 to 99,999; M—100,000 or more.

**Table 6. Counties—Employees, Payroll, and Establishments by Industry: 1999—Con.**

[Excludes most government employees, railroad employees, and self-employed persons. Size class 1 to 4 includes establishments with payroll, but no employees, during mid-March pay period. (D) denotes figures withheld to avoid disclosing data for individual companies; the data are included in broader industry totals. Detailed industries with 100 or more employees are shown if industry was not a (D). For explanation of terms, abbreviations, and data reliability/comparability, see introductory text]

NAICS code	Industry	Number of employees for week including March 12	Payroll (\$1,000)		Total number of establishments	Number of establishments by employment-size class								
			First quarter	Annual		1 to 4	5 to 9	10 to 19	20 to 49	50 to 99	100 to 249	250 to 499	500 to 999	1,000 or more
<b>WINDHAM—Con.</b>														
<b>31-33</b>	<b>Manufacturing .....</b>	<b>8 402</b>	<b>63 648</b>	<b>295 854</b>	<b>200</b>	<b>63</b>	<b>33</b>	<b>32</b>	<b>34</b>	<b>15</b>	<b>17</b>	<b>3</b>	<b>3</b>	<b>-</b>
311	Food mfg .....	976	5 951	33 080	7	3	-	-	1	1	1	-	1	-
3116	Animal slaughtering & processing .....	(C)	(D)	(D)	4	2	-	-	1	-	1	-	-	-
31161	Animal slaughtering & processing .....	(C)	(D)	(D)	4	2	-	-	1	-	1	-	-	-
3119	Other food mfg .....	(F)	(D)	(D)	1	-	-	-	-	-	-	-	1	-
31191	Snack food mfg .....	(F)	(D)	(D)	1	-	-	-	-	-	-	-	1	-
313	Textile mills .....	308	2 313	9 371	11	1	6	1	2	-	1	-	-	-
3133	Textile, fabric finishing, fabric coating mills .....	242	2 058	8 258	5	-	3	-	1	-	1	-	-	-
31331	Textile & fabric finishing mills .....	(C)	(D)	(D)	2	-	1	-	-	-	1	-	-	-
314	Textile product mills .....	(C)	(D)	(D)	4	2	-	-	1	-	1	-	-	-
3149	Other textile product mills .....	(C)	(D)	(D)	2	1	-	-	-	-	1	-	-	-
31499	All other textile product mills .....	(C)	(D)	(D)	2	1	-	-	-	-	1	-	-	-
321	Wood product mfg .....	133	702	3 246	14	5	4	4	1	-	-	-	-	-
322	Paper mfg .....	(E)	(D)	(D)	7	-	-	1	3	1	2	-	-	-
3222	Converted paper product mfg .....	(E)	(D)	(D)	7	-	-	1	3	1	2	-	-	-
32221	Paperboard container mfg .....	346	2 381	10 805	4	-	-	1	-	1	2	-	-	-
322211	Corrugated & solid fiber box mfg .....	346	2 381	10 805	4	-	-	1	-	1	2	-	-	-
323	Printing & related support activities .....	166	1 192	5 300	12	2	5	2	3	-	-	-	-	-
3231	Printing & related support activities .....	166	1 192	5 300	12	2	5	2	3	-	-	-	-	-
32311	Printing .....	(C)	(D)	(D)	10	1	5	2	2	-	-	-	-	-
325	Chemical mfg .....	(C)	(D)	(D)	7	3	1	-	3	-	-	-	-	-
326	Plastics & rubber products mfg .....	1 224	10 251	47 242	22	4	3	2	5	3	4	1	-	-
3261	Plastics product mfg .....	722	6 230	28 522	15	3	3	2	1	3	3	-	-	-
32611	Unsupported plastics film, sheet, & bag mfg ..	(C)	(D)	(D)	3	-	1	1	-	1	-	-	-	-
32619	Other plastics product mfg .....	438	4 093	18 219	9	2	2	1	-	2	2	-	-	-
326199	All other plastics product mfg .....	438	4 093	18 219	9	2	2	1	-	2	2	-	-	-
3262	Rubber product mfg .....	502	4 021	18 720	7	1	-	-	4	-	1	1	-	-
32629	Other rubber product mfg .....	502	4 021	18 720	7	1	-	-	4	-	1	1	-	-
326291	Rubber product mfg for mechanical use ...	331	2 653	12 494	4	1	-	-	2	-	1	-	-	-
326299	All other rubber product mfg .....	171	1 368	6 226	3	-	-	-	2	-	1	-	-	-
327	Nonmetallic mineral product mfg .....	570	3 831	21 632	10	2	-	2	4	-	1	1	-	-
3273	Cement & concrete product mfg .....	(C)	(D)	(D)	7	2	-	1	3	-	1	-	-	-
32733	Concrete pipe, brick & block mfg .....	(C)	(D)	(D)	1	-	-	-	-	-	1	-	-	-
3279	Other nonmetallic mineral product mfg .....	(E)	(D)	(D)	2	-	-	-	1	-	-	1	-	-
32791	Abrasive product mfg .....	(E)	(D)	(D)	1	-	-	-	-	-	-	1	-	-
331	Primary metal mfg .....	219	1 492	7 240	5	2	-	1	1	-	1	-	-	-
3312	Steel product mfg from purchased steel .....	(C)	(D)	(D)	4	1	-	1	1	-	1	-	-	-
33122	Rolling & drawing of purchased steel .....	(C)	(D)	(D)	4	1	-	1	1	-	1	-	-	-
332	Fabricated metal product mfg .....	636	4 895	20 103	38	15	8	9	4	-	2	-	-	-
3327	Mach shops, turn prod, screw, nut, bolt mfg ...	261	2 192	8 972	22	12	5	3	1	-	1	-	-	-
33272	Turned product & screw, nut & bolt mfg .....	(C)	(D)	(D)	6	-	4	-	1	-	1	-	-	-
3329	Other fabricated metal product mfg .....	(C)	(D)	(D)	3	-	-	1	1	-	1	-	-	-
33291	Metal valve mfg .....	(C)	(D)	(D)	1	-	-	-	-	-	1	-	-	-
333	Machinery mfg .....	375	3 653	17 905	19	9	2	2	2	4	-	-	-	-
3331	Ag, construction & mining machinery mfg .....	(C)	(D)	(D)	2	-	-	-	-	2	-	-	-	-
3335	Metalworking machinery mfg .....	138	1 792	9 508	11	6	1	2	1	1	-	-	-	-
33351	Metalworking machinery mfg .....	138	1 792	9 508	11	6	1	2	1	1	-	-	-	-
335	Electrical equip, appliance & component mfg .....	1 658	12 547	53 774	10	1	-	3	-	3	1	-	2	-
3353	Electrical equipment mfg .....	(C)	(D)	(D)	4	1	-	2	-	-	1	-	-	-
33531	Electrical equipment mfg .....	(C)	(D)	(D)	4	1	-	2	-	-	1	-	-	-
3359	Other electrical equipment & component mfg ...	1 384	10 808	46 005	4	-	-	-	-	2	-	-	2	-
33592	Communication & energy wire & cable mfg ...	(G)	(D)	(D)	3	-	-	-	-	1	-	-	2	-
336	Transportation equipment mfg .....	(F)	(D)	(D)	8	2	2	-	1	1	1	1	-	-
3364	Aerospace product & parts mfg .....	(F)	(D)	(D)	3	-	1	-	-	-	1	1	-	-
33641	Aerospace product & parts mfg .....	(F)	(D)	(D)	3	-	1	-	-	-	1	1	-	-
339	Miscellaneous mfg .....	336	2 490	11 455	11	6	-	2	1	-	2	-	-	-
3399	Other miscellaneous mfg .....	(E)	(D)	(D)	7	4	-	1	-	-	2	-	-	-
33999	All other misc mfg .....	(E)	(D)	(D)	4	1	-	1	-	-	2	-	-	-
<b>42</b>	<b>Wholesale trade .....</b>	<b>909</b>	<b>5 673</b>	<b>28 874</b>	<b>88</b>	<b>58</b>	<b>13</b>	<b>9</b>	<b>5</b>	<b>1</b>	<b>2</b>	<b>-</b>	<b>-</b>	<b>-</b>
421	Wholesale trade, durable goods .....	490	3 175	15 236	54	34	8	8	2	1	1	-	-	-
4219	Miscellaneous durable goods whlse .....	248	1 460	6 540	11	8	-	-	1	1	1	-	-	-
42193	Recyclable material whlse .....	(C)	(D)	(D)	6	4	-	-	-	1	1	-	-	-
422	Wholesale trade, nondurable goods .....	419	2 498	13 638	34	24	5	1	3	-	1	-	-	-
4224	Grocery & related product whlse .....	(E)	(D)	(D)	8	4	2	-	1	-	1	-	-	-
42241	General line grocery whlse .....	(C)	(D)	(D)	1	-	-	-	-	-	1	-	-	-

Note: Employment-size classes are indicated as follows: A—0 to 19; B—20 to 99; C—100 to 249; E—250 to 499; F—500 to 999; G—1,000 to 2,499; H—2,500 to 4,999; I—5,000 to 9,999; J—10,000 to 24,999; K—25,000 to 49,999; L—50,000 to 99,999; M—100,000 or more.

**Table 6. Counties—Employees, Payroll, and Establishments by Industry: 1999—Con.**

[Excludes most government employees, railroad employees, and self-employed persons. Size class 1 to 4 includes establishments with payroll, but no employees, during mid-March pay period. (D) denotes figures withheld to avoid disclosing data for individual companies; the data are included in broader industry totals. Detailed industries with 100 or more employees are shown if industry was not a (D). For explanation of terms, abbreviations, and data reliability/comparability, see introductory text]

NAICS code	Industry	Number of employees for week including March 12	Payroll (\$1,000)		Total number of establishments	Number of establishments by employment-size class									
			First quarter	Annual		1 to 4	5 to 9	10 to 19	20 to 49	50 to 99	100 to 249	250 to 499	500 to 999	1,000 or more	
<b>WINDHAM—Con.</b>															
<b>44-45</b>	<b>Retail trade</b> .....	<b>4 758</b>	<b>19 690</b>	<b>87 833</b>	<b>362</b>	<b>161</b>	<b>93</b>	<b>57</b>	<b>35</b>	<b>8</b>	<b>8</b>				
441	Motor vehicle & parts dealers .....	588	4 183	20 325	47	19	10	6	11	1					
4411	Automobile dealers .....	403	3 079	15 039	25	11	3	1	9	1					
44111	New car dealers .....	377	2 945	14 447	14	1	2	1	9	1					
441110	New car dealers .....	377	2 945	14 447	14	1	2	1	9	1					
4413	Automotive parts, accessories & tire stores .....	155	913	4 128	18	6	6	4	2						
44131	Automotive parts, accessories & tire stores .....	119	686	3 042	13	4	4	3	2						
441310	Automotive parts, accessories & tire stores .....	119	686	3 042	13	4	4	3	2						
444	Bldg material & garden equip & supp dealers .....	347	1 842	8 905	33	13	9	4	7						
4441	Building material & supplies dealers .....	243	1 480	6 942	22	7	6	4	5						
44419	Other building material dealers .....	168	1 114	5 277	14	4	4	2	4						
444190	Other building material dealers .....	168	1 114	5 277	14	4	4	2	4						
4442	Lawn & garden equip & supplies stores .....	104	362	1 963	11	6	3		2						
445	Food & beverage stores .....	1 613	4 764	20 366	66	32	16	5	5	2	6				
4451	Grocery stores .....	1 485	4 461	18 988	30	7	8	2	5	2	6				
44511	Grocery (except convenience) stores .....	1 408	4 259	18 030	17	3		2	4	2	6				
445110	Grocery (except convenience) stores .....	1 408	4 259	18 030	17	3		2	4	2	6				
446	Health & personal care stores .....	350	1 484	6 392	22	5	1	12	3	1					
4461	Health & personal care stores .....	350	1 484	6 392	22	5	1	12	3	1					
44611	Pharmacies & drug stores .....	340	1 456	6 291	19	3		12	3	1					
446110	Pharmacies & drug stores .....	340	1 456	6 291	19	3		12	3	1					
447	Gasoline stations .....	396	1 283	5 999	48	11	23	12	2						
4471	Gasoline stations .....	396	1 283	5 999	48	11	23	12	2						
44711	Gasoline stations with convenience stores .....	256	774	3 373	30	6	14	9	1						
447110	Gasoline stations with convenience stores .....	256	774	3 373	30	6	14	9	1						
44719	Other gasoline stations .....	140	509	2 626	18	5	9	3	1						
447190	Other gasoline stations .....	140	509	2 626	18	5	9	3	1						
448	Clothing & clothing accessories stores .....	140	341	1 281	19	13	3	1	1	1					
4481	Clothing stores .....	122	282	1 014	13	8	2	1	1	1					
452	General merchandise stores .....	679	2 384	10 363	16	3	4	4		3	2				
4521	Department stores .....	517	1 943	8 371	4					2	2				
45211	Department stores .....	517	1 943	8 371	4					2	2				
452110	Department stores .....	517	1 943	8 371	4					2	2				
4529	Other general merchandise stores .....	162	441	1 992	12	3	4	4		1					
453	Miscellaneous store retailers .....	150	587	2 543	26	14	8	2	2						
454	Nonstore retailers .....	280	1 937	7 786	33	15	8	6	4						
4543	Direct selling establishments .....	257	1 851	7 408	27	11	6	6	4						
45431	Fuel dealers .....	231	1 658	6 618	22	8	5	5	4						
454311	Heating oil dealers .....	185	1 323	5 221	18	7	4	4	3						
<b>48-49</b>	<b>Transportation &amp; warehousing</b> .....	<b>357</b>	<b>1 820</b>	<b>8 362</b>	<b>37</b>	<b>22</b>	<b>5</b>	<b>5</b>	<b>3</b>	<b>2</b>					
484	Truck transportation .....	122	906	4 312	23	15	3	3	2						
485	Transit & ground passenger transportation .....	(C)	(D)	(D)	7	2	1	2		2					
<b>51</b>	<b>Information</b> .....	<b>519</b>	<b>4 409</b>	<b>18 470</b>	<b>36</b>	<b>17</b>	<b>6</b>	<b>5</b>	<b>6</b>	<b>1</b>	<b>1</b>				
511	Publishing industries .....	167	872	3 859	12	6	3	1	1	1					
5111	Newspaper, periodical, book, database publishers .....	(C)	(D)	(D)	11	6	2	1	1	1					
513	Broadcasting & telecommunications .....	292	3 379	13 987	13	4	1	3	4		1				
5133	Telecommunications .....	(C)	(D)	(D)	10	4	1	2	2		1				
51331	Wired telecommunications carriers .....	(C)	(D)	(D)	6	3		1	1		1				
<b>52</b>	<b>Finance &amp; insurance</b> .....	<b>642</b>	<b>4 683</b>	<b>19 708</b>	<b>83</b>	<b>42</b>	<b>25</b>	<b>12</b>	<b>3</b>		<b>1</b>				
522	Credit intermediation & related activities .....	(E)	(D)	(D)	43	10	21	8	3		1				
5221	Depository credit intermediation .....	468	2 997	12 586	40	8	21	7	3		1				
52211	Commercial banking .....	(C)	(D)	(D)	15	1	10	2	2						
52212	Savings institutions .....	270	1 708	7 261	18	2	10	4	1		1				
522120	Savings institutions .....	270	1 708	7 261	18	2	10	4	1		1				
524	Insurance carriers & related activities .....	(C)	(D)	(D)	34	26	4	4							
5242	Agencies & other insurance related activities .....	(C)	(D)	(D)	34	26	4	4							
52421	Insurance agencies & brokerages .....	(C)	(D)	(D)	32	25	4	3							
<b>53</b>	<b>Real estate &amp; rental &amp; leasing</b> .....	<b>269</b>	<b>851</b>	<b>4 200</b>	<b>73</b>	<b>56</b>	<b>10</b>	<b>7</b>							
531	Real estate .....	153	515	2 671	46	39	3	4							
532	Rental & leasing services .....	116	336	1 529	27	17	7	3							
<b>54</b>	<b>Professional, scientific &amp; technical services</b> .....	<b>486</b>	<b>2 951</b>	<b>13 830</b>	<b>119</b>	<b>83</b>	<b>23</b>	<b>11</b>	<b>2</b>						
541	Professional, scientific & technical services .....	486	2 951	13 830	119	83	23	11	2						
5411	Legal services .....	162	1 074	4 678	45	30	12	3							
54111	Offices of lawyers .....	162	1 074	4 678	45	30	12	3							
541110	Offices of lawyers .....	162	1 074	4 678	45	30	12	3							
<b>55</b>	<b>Management of companies &amp; enterprises</b> .....	<b>414</b>	<b>5 685</b>	<b>25 063</b>	<b>10</b>	<b>3</b>	<b>1</b>	<b>2</b>	<b>2</b>	<b>1</b>	<b>1</b>				
551	Management of companies & enterprises .....	414	5 685	25 063	10	3	1	2	2	1	1				
5511	Management of companies & enterprises .....	414	5 685	25 063	10	3	1	2	2	1	1				
55111	Management of companies & enterprises .....	414	5 685	25 063	10	3	1	2	2	1	1				

Note: Employment-size classes are indicated as follows: A—0 to 19; B—20 to 99; C—100 to 249; E—250 to 499; F—500 to 999; G—1,000 to 2,499; H—2,500 to 4,999; I—5,000 to 9,999; J—10,000 to 24,999; K—25,000 to 49,999; L—50,000 to 99,999; M—100,000 or more.

**Table 6. Counties—Employees, Payroll, and Establishments by Industry: 1999—Con.**

[Excludes most government employees, railroad employees, and self-employed persons. Size class 1 to 4 includes establishments with payroll, but no employees, during mid-March pay period. (D) denotes figures withheld to avoid disclosing data for individual companies; the data are included in broader industry totals. Detailed industries with 100 or more employees are shown if industry was not a (D). For explanation of terms, abbreviations, and data reliability/comparability, see introductory text]

NAICS code	Industry	Number of employees for week including March 12	Payroll (\$1,000)		Total number of establishments	Number of establishments by employment-size class									
			First quarter	Annual		1 to 4	5 to 9	10 to 19	20 to 49	50 to 99	100 to 249	250 to 499	500 to 999	1,000 or more	
<b>WINDHAM—Con.</b>															
<b>56</b>	<b>Admin, support, waste mgt, remediation services</b>	<b>895</b>	<b>4 077</b>	<b>18 805</b>	<b>100</b>	<b>67</b>	<b>13</b>	<b>8</b>	<b>7</b>	<b>4</b>	<b>1</b>	—	—	—	
561	Administrative & support services	831	3 600	17 445	95	67	9	8	6	4	1	—	—	—	
5613	Employment services	404	1 841	9 071	9	3	—	—	2	3	1	—	—	—	
56132	Temporary help services	(E)	(D)	(D)	7	2	—	—	1	3	1	—	—	—	
5617	Services to buildings & dwellings	212	829	4 329	54	45	3	2	4	—	—	—	—	—	
<b>61</b>	<b>Educational services</b>	<b>790</b>	<b>4 043</b>	<b>16 649</b>	<b>21</b>	<b>9</b>	<b>2</b>	—	<b>6</b>	<b>2</b>	<b>1</b>	<b>1</b>	—	—	
611	Educational services	790	4 043	16 649	21	9	2	—	6	2	1	1	—	—	
6111	Elementary & secondary schools	732	3 459	14 263	12	2	1	—	5	2	1	1	—	—	
61111	Elementary & secondary schools	732	3 459	14 263	12	2	1	—	5	2	1	1	—	—	
611110	Elementary & secondary schools	732	3 459	14 263	12	2	1	—	5	2	1	1	—	—	
<b>62</b>	<b>Health care and social assistance</b>	<b>5 343</b>	<b>32 978</b>	<b>149 854</b>	<b>247</b>	<b>84</b>	<b>70</b>	<b>53</b>	<b>22</b>	<b>7</b>	<b>9</b>	—	<b>2</b>	—	
621	Ambulatory health care services	1 198	8 952	42 342	146	59	51	25	9	2	—	—	—	—	
6211	Offices of physicians	528	5 187	25 918	68	31	18	13	6	—	—	—	—	—	
62111	Offices of physicians	528	5 187	25 918	68	31	18	13	6	—	—	—	—	—	
6212	Offices of dentists	199	1 316	5 797	33	12	15	6	—	—	—	—	—	—	
62121	Offices of dentists	199	1 316	5 797	33	12	15	6	—	—	—	—	—	—	
621210	Offices of dentists	199	1 316	5 797	33	12	15	6	—	—	—	—	—	—	
6213	Offices of other health practitioners	(C)	(D)	(D)	24	13	9	2	—	—	—	—	—	—	
6214	Outpatient care centers	142	1 004	4 120	11	—	7	3	1	—	—	—	—	—	
6216	Home health care services	186	712	2 977	6	2	—	1	1	2	—	—	—	—	
62161	Home health care services	186	712	2 977	6	2	—	1	1	2	—	—	—	—	
621610	Home health care services	186	712	2 977	6	2	—	1	1	2	—	—	—	—	
622	Hospitals	(G)	(D)	(D)	3	1	—	—	—	—	—	—	2	—	
6221	General medical & surgical hospitals	(G)	(D)	(D)	2	—	—	—	—	—	—	—	—	2	
62211	General medical & surgical hospitals	(G)	(D)	(D)	2	—	—	—	—	—	—	—	—	2	
623	Nursing & residential care facilities	1 622	8 528	38 465	28	3	1	10	4	2	8	—	—	—	
6231	Nursing care facilities	1 233	6 600	30 459	11	—	—	1	1	2	7	—	—	—	
62311	Nursing care facilities	1 233	6 600	30 459	11	—	—	1	1	2	7	—	—	—	
623110	Nursing care facilities	1 233	6 600	30 459	11	—	—	1	1	2	7	—	—	—	
6232	Residential mental retardation, health facil	(C)	(D)	(D)	9	—	1	5	3	—	—	—	—	—	
62322	Residential mental health, subst abuse facil	(C)	(D)	(D)	5	—	—	3	2	—	—	—	—	—	
6239	Other residential care facilities	198	1 015	4 171	4	—	—	3	—	—	1	—	—	—	
62399	Other residential care facilities	198	1 015	4 171	4	—	—	3	—	—	1	—	—	—	
623990	Other residential care facilities	198	1 015	4 171	4	—	—	3	—	—	1	—	—	—	
624	Social assistance	(G)	(D)	(D)	70	21	18	18	9	3	1	—	—	—	
6241	Individual & family services	604	2 730	11 871	26	3	8	8	4	2	1	—	—	—	
62412	Services for elderly & disabled persons	422	1 449	6 759	19	2	5	8	2	1	1	—	—	—	
624120	Services for elderly & disabled persons	422	1 449	6 759	19	2	5	8	2	1	1	—	—	—	
62419	Other individual & family services	(C)	(D)	(D)	5	1	2	—	1	1	—	—	—	—	
6243	Vocational rehabilitation services	147	414	1 971	5	1	—	1	2	1	—	—	—	—	
62431	Vocational rehabilitation services	147	414	1 971	5	1	—	1	2	1	—	—	—	—	
624310	Vocational rehabilitation services	147	414	1 971	5	1	—	1	2	1	—	—	—	—	
6244	Child day care services	(E)	(D)	(D)	30	13	7	7	3	—	—	—	—	—	
62441	Child day care services	(E)	(D)	(D)	30	13	7	7	3	—	—	—	—	—	
<b>71</b>	<b>Arts, entertainment &amp; recreation</b>	<b>429</b>	<b>1 391</b>	<b>6 804</b>	<b>35</b>	<b>19</b>	<b>6</b>	<b>6</b>	<b>3</b>	—	<b>1</b>	—	—	—	
711	Performing arts, spectator sports & related industries	(C)	(D)	(D)	5	4	—	—	—	—	1	—	—	—	
7112	Spectator sports	(C)	(D)	(D)	1	—	—	—	—	—	1	—	—	—	
71121	Spectator sports	(C)	(D)	(D)	1	—	—	—	—	—	1	—	—	—	
713	Amusement, gambling & recreation industries	(C)	(D)	(D)	28	13	6	6	3	—	—	—	—	—	
7139	Other amusement & recreation industries	(C)	(D)	(D)	27	12	6	6	3	—	—	—	—	—	
<b>72</b>	<b>Accommodation &amp; food services</b>	<b>2 217</b>	<b>4 969</b>	<b>22 823</b>	<b>191</b>	<b>77</b>	<b>44</b>	<b>31</b>	<b>34</b>	<b>5</b>	—	—	—	—	
721	Accommodation	103	307	1 732	15	8	3	3	1	—	—	—	—	—	
722	Food services & drinking places	2 114	4 662	21 091	176	69	41	28	33	5	—	—	—	—	
7221	Full-service restaurants	840	1 981	8 606	72	25	18	15	12	2	—	—	—	—	
72211	Full-service restaurants	840	1 981	8 606	72	25	18	15	12	2	—	—	—	—	
722110	Full-service restaurants	840	1 981	8 606	72	25	18	15	12	2	—	—	—	—	
7222	Limited-service eating places	994	2 127	9 755	73	29	13	10	19	2	—	—	—	—	
72221	Limited-service eating places	994	2 127	9 755	73	29	13	10	19	2	—	—	—	—	
722211	Limited-service restaurants	758	1 598	7 046	51	20	9	6	14	2	—	—	—	—	
7223	Special food services	207	405	2 086	14	5	4	2	1	—	—	—	—	—	
72231	Food service contractors	(C)	(D)	(D)	8	2	2	2	2	1	—	—	—	—	

Note: Employment-size classes are indicated as follows: A—0 to 19; B—20 to 99; C—100 to 249; E—250 to 499; F—500 to 999; G—1,000 to 2,499; H—2,500 to 4,999; I—5,000 to 9,999; J—10,000 to 24,999; K—25,000 to 49,999; L—50,000 to 99,999; M—100,000 or more.

**Table 6. Counties—Employees, Payroll, and Establishments by Industry: 1999—Con.**

[Excludes most government employees, railroad employees, and self-employed persons. Size class 1 to 4 includes establishments with payroll, but no employees, during mid-March pay period. (D) denotes figures withheld to avoid disclosing data for individual companies; the data are included in broader industry totals. Detailed industries with 100 or more employees are shown if industry was not a (D). For explanation of terms, abbreviations, and data reliability/comparability, see introductory text]

NAICS code	Industry	Number of employees for week including March 12	Payroll (\$1,000)		Total number of establishments	Number of establishments by employment-size class								
			First quarter	Annual		1 to 4	5 to 9	10 to 19	20 to 49	50 to 99	100 to 249	250 to 499	500 to 999	1,000 or more
<b>81</b>	<b>WINDHAM—Con.</b>													
	<b>Other services (except public administration) .....</b>	<b>1 187</b>	<b>4 096</b>	<b>18 706</b>	<b>250</b>	<b>163</b>	<b>63</b>	<b>16</b>	<b>8</b>	—	—	—	—	—
811	Repair & maintenance .....	282	1 494	6 655	68	45	15	8	—	—	—	—	—	—
8111	Automotive repair & maintenance .....	217	1 087	4 853	49	30	12	7	—	—	—	—	—	—
81111	Automotive mechanical & electrical R&M .....	129	733	3 423	35	23	10	2	—	—	—	—	—	—
812	Personal & laundry services .....	296	912	4 357	77	52	21	3	1	—	—	—	—	—
8121	Personal care services .....	(C)	(D)	(D)	43	28	13	1	1	—	—	—	—	—
81211	Hair, nail & skin care services .....	166	424	1 843	42	27	13	1	1	—	—	—	—	—
812112	Beauty salons .....	166	424	1 843	42	27	13	1	1	—	—	—	—	—
813	Religious, grantmaking, civic, prof & like organizations .....	609	1 690	7 694	105	66	27	5	7	—	—	—	—	—
8131	Religious organizations .....	327	780	3 319	58	34	17	4	3	—	—	—	—	—
81311	Religious organizations .....	327	780	3 319	58	34	17	4	3	—	—	—	—	—
813110	Religious organizations .....	327	780	3 319	58	34	17	4	3	—	—	—	—	—
8134	Civic & social organizations .....	162	238	968	19	7	10	—	2	—	—	—	—	—
81341	Civic & social organizations .....	162	238	968	19	7	10	—	2	—	—	—	—	—
813410	Civic & social organizations .....	162	238	968	19	7	10	—	2	—	—	—	—	—
<b>95</b>	<b>Auxiliaries (exc corporate, subsidiary &amp; regional mgt) .....</b>	<b>1 207</b>	<b>8 259</b>	<b>37 483</b>	<b>6</b>	—	—	—	<b>1</b>	—	<b>2</b>	<b>3</b>	—	—
<b>99</b>	<b>Unclassified establishments .....</b>	<b>(B)</b>	<b>(D)</b>	<b>(D)</b>	<b>35</b>	<b>33</b>	<b>2</b>	—	—	—	—	—	—	—

Note: Employment-size classes are indicated as follows: A—0 to 19; B—20 to 99; C—100 to 249; E—250 to 499; F—500 to 999; G—1,000 to 2,499; H—2,500 to 4,999; I—5,000 to 9,999; J—10,000 to 24,999; K—25,000 to 49,999; L—50,000 to 99,999; M—100,000 or more.



## **Description of Publications Issued in Previous Years**

### **1974 through 1997**

Data are provided for mid-March employment, first-quarter and annual payrolls, and establishments, by industry, for each county in the state and, in a separate report, for the United States. Data are included for every industry having a significant number of employees or establishments. Refer to General Explanation for a description of the types of employment covered.

### **1964 through 1973**

Data are provided for first-quarter reporting units, employment, and taxable payrolls for each county and metropolitan area in the state and, in a separate report, for the United States. Data are included for every industry having a significant number of employees or reporting units.

### **1959 and 1962**

Data are provided for first-quarter reporting units, employment, and taxable payrolls for each county in the state and, in a separate report, for the United States. Data are included for every industry having a significant number of employees or reporting units. Data are combined for some counties in eight states.

### **1956**

Data are provided for first-quarter reporting units, employment, and taxable payrolls for each county in the state and, in a separate report, for the United States. Data are included for SIC economic divisions, major groups, and selected three-digit SICs. Data are combined for some counties in eight states.

### **1949 and 1950**

Data are provided for first-quarter manufacturing establishments, employment, and taxable payrolls for each large county in the state and, in a separate report, for the United States. Data are included for manufacturing major industry groups and selected three-digit SICs. Manufacturing totals are included for small counties. Data are combined for some counties in eight states.

### **1947, 1948, 1951, and 1953**

Data are provided for first-quarter reporting units, employment, and taxable payrolls for each large county in the state and, in a separate report, for the United States. Data are included for SIC economic divisions, major groups, and selected three-digit SICs. Economic division totals are included for small counties. Data are combined for some counties in eight states.

### **1946**

Data are provided for first-quarter reporting units, employment, and taxable payrolls for each large county in the state and, in a separate report, for the United States. Data are included for SIC economic divisions and major groups. Economic division totals are included for small counties. Data are combined for some counties in eight states.

### **Availability**

The most recent edition of County Business Patterns can be examined on the Internet at [www.census.gov](http://www.census.gov). Editions prior to 1993 are available in depository libraries for Federal publications, which are conveniently located in all areas of the country.

For information on the coverage of individual series, write to Chief, Economic Planning and Coordination Division, U.S. Census Bureau, Washington, DC 20233.