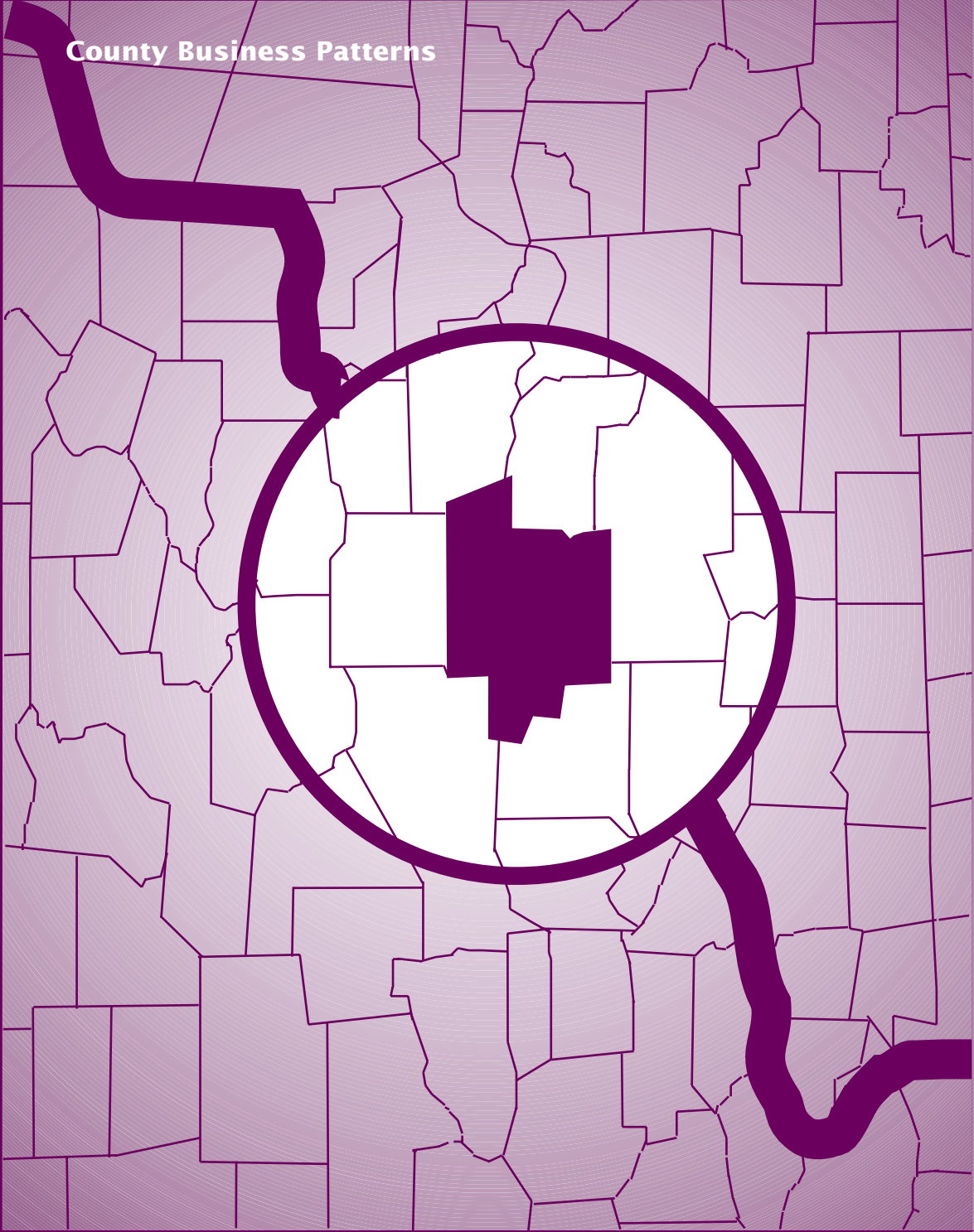


# Virginia

# 1999

Issued April 2001

CBP/99-48



**USCENSUSBUREAU**  
*Helping You Make Informed Decisions*

U.S. Department of Commerce  
Economics and Statistics Administration  
U.S. CENSUS BUREAU



## ACKNOWLEDGMENTS

This report was prepared under the general direction of **Carl A. Konschnik**, Assistant Division Chief for Research and Methodology, Economic Planning and Coordination Division. **Paul Hanczaryk**, Chief, Register Analysis Branch, supervised the preparation of this report and was assisted by **Phil Thompson** and **Gerald Feuer**. **Kasey Dickenson**, **Yolanda Funderburk**, **Mary Green**, **Mary Hogan**, **Marilyn Italiano**, **Alan Pines**, and **Jon Youngman** contributed in resolving establishment processing problems and in data analysis.

Additional data analysis was provided by the staffs of **Lawrence A. Blum**, Assistant Division Chief for Collection Activities, Economic Planning and Coordination Division, assisted by **David Eade**; and **Carlene Bottorff**, Chief, Economic Projects Branch, National Processing Center, assisted by **Marsha Sowders** and **Anita Coomes**. Statistical methodology and quality assurance operations were performed by **Ken Sausman**, **Michael Kornbau**, **Thomas Cevis**, and **Roberta Custard**.

**Steven McCraith**, Chief, Census Related Surveys Branch, Economic Statistical Methods and Programming Division, assisted

by **Dan Vacca**, supervised computer support operations. **Ed Carr** was assigned primary responsibility for programming this report. **Jerry Richards** provided additional support for computer operations.

**David Chapman** of the Economic Statistical Methods and Programming Division contributed to the editing system and provided other methodological improvements.

**Kim D. Ottenstein**, **Bernadette J. Gayle**, and **Laurene V. Qualls** of the Administrative and Customer Services Division, **Walter C. Odom**, Chief, provided publications and printing management, graphics design and composition, and editorial review for print and electronic media. General direction and production management were provided by **Michael G. Garland**, Assistant Chief, and **Gary J. Lauffer**, Chief, Publications Services Branch.

Special acknowledgment is also due the many businesses whose cooperation has contributed to the publication of these data.

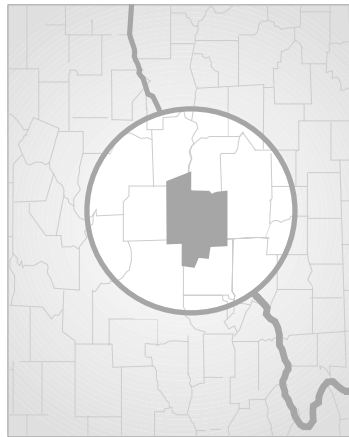
---

# Virginia 1999

Issued April 2001

CBP/99-48

## County Business Patterns



**U.S. Department of Commerce**  
**Donald L. Evans,**  
Secretary

**Economics  
and Statistics  
Administration**  
**J. Lee Price,**  
Acting Under Secretary for  
Economic Affairs

**U.S. CENSUS BUREAU**  
**William G. Barron, Jr.,**  
Acting Director

---

SUGGESTED CITATION

U.S. Census Bureau,  
County Business Patterns 1999

**VIRGINIA**

Washington, DC, 2000



**Economics  
and Statistics  
Administration**

**J. Lee Price,**  
Acting Under Secretary  
for Economic Affairs



**U.S. CENSUS BUREAU**

**William G. Barron, Jr.,**  
Acting Director

**William G. Barron, Jr.,**  
Deputy Director

**Paula J. Schneider,**  
Principal Associate Director  
for Programs

**Frederick T. Knickerbocker,**  
Associate Director  
for Economic Programs

**Thomas L. Mesenbourg,**  
Assistant Director  
for Economic Programs

**Shirin A. Ahmed,**  
Chief, Economic  
Planning and Coordination  
Division

CONTENTS

GENERAL EXPLANATION

Introduction .....	V
Industry Classifications .....	V
Data Products .....	V
Sources of Data .....	VI
Definitions of Basic Data Items .....	VI
Industry and Geography Classifications .....	VII
Comparability With Other Data .....	VII
Data Withheld From Publication .....	VII
Reliability of Data .....	VII
Abbreviations and Symbols .....	VII
State Map .....	IX

TABLES

1. The State—Establishments, Employees, and Payroll by Major Group: 1999 and 1998 .....	1
2. The State—Employees, Payroll, and Establishments by Industry: 1999 .....	3
3. The State—Employees and Annual Payroll by Employment-Size Class: 1999 .....	31
4. The State—Establishments With 1,000 Employees or More by Major Group and Employment-Size Class: 1999 .....	36
5. The State—Employees, Payroll, and Establishments by County: 1999 and 1998 .....	37
6. Counties—Employees, Payroll, and Establishments by Industry: 1999 .....	39

Description of Pubs Issued in Previous Years—Inside Back Cover

# General Explanation

---

## INTRODUCTION

County Business Patterns is an annual series that provides subnational economic data by industry. The series is useful for studying the economic activity of small areas; analyzing economic changes over time; and as a benchmark for statistical series, surveys, and databases between economic censuses. Businesses use the data for analyzing market potential, measuring the effectiveness of sales and advertising programs, setting sales quotas, and developing budgets. Government agencies use the data for administration and planning.

County Business Patterns covers most of the country's economic activity. The series excludes data on self-employed individuals, employees of private households, railroad employees, agricultural production employees, and most government employees.

This series has been published annually since 1964 and at irregular intervals dating back to 1946. The comparability of data over time may be affected by definitional changes in establishments, activity status, and industrial classifications. For more details on these changes, see the section "Comparability With Other Data."

## INDUSTRY CLASSIFICATIONS

Data from the County Business Patterns series are published primarily on the basis of the North American Industry Classification System (NAICS). Earlier County Business Patterns data were published according to the Standard Industrial Classification (SIC) system. While many of the individual NAICS industries correspond directly to industries as defined under the SIC system, most of the aggregate NAICS groupings do not.

Particular care should be taken in comparing data for retail trade, wholesale trade, and manufacturing, which are sector titles used in both NAICS and SIC, but cover somewhat different groups of industries. For more information on NAICS and changes from the SIC system, go to [www.census.gov/epcd/www/naics.html](http://www.census.gov/epcd/www/naics.html)

The 1999 County Business Patterns series includes the following NAICS sectors:

<i>Sector</i>	<i>Description</i>
11	Forestry, Fishing, Hunting, and Agriculture Support
21	Mining
22	Utilities
23	Construction

<i>Sector</i>	<i>Description</i>
31-33	Manufacturing
42	Wholesale Trade
44-45	Retail Trade
48-49	Transportation and Warehousing
51	Information
52	Finance and Insurance
53	Real Estate and Rental and Leasing
54	Professional, Scientific, and Technical Services
55	Management of Companies and Enterprises
56	Administrative and Support and Waste Management and Remediation Services
61	Educational Services
62	Health Care and Social Assistance
71	Arts, Entertainment, and Recreation
72	Accommodation and Food Services
81	Other Services (except Public Administration)
95	Auxiliaries (except corporate, subsidiary, and regional management)
99	Unclassified

County Business Patterns data are tabulated by industry as defined in the manual entitled *North American Industry Classification System: United States, 1997* with some exceptions. Data for auxiliary establishments (except corporate, subsidiary, and regional managing offices) will be tabulated in a separate category (Sector 95).

The 1999 County Business Patterns covers all NAICS industries except crop and animal production (NAICS 111,112), rail transportation (NAICS 482), National Postal Service (NAICS 491), pension, health, welfare, and vacation funds (NAICS 525110, 525120, 525190), trusts, estates, and agency accounts (NAICS 525920), private households (NAICS 814), and public administration (NAICS 92).

## DATA PRODUCTS

### Reports

The County Business Patterns data series includes a separate printed report for each state, the District of Columbia, Puerto Rico, and the United States. Individual state reports present payroll and employment data for the state and counties by industry. The reports also include the number of establishments by industry and employment size class.

---

The United States report presents similar data for the country as a whole. In addition, the U.S. report provides employment and payroll data by employment size class for major industry groups.

Data for industries with fewer than 100 employees, as well as data for detailed industries withheld to avoid disclosing data for individual companies, are not shown in the printed reports. However, these data are available on CD-ROM and other computer products.

### **Electronic Data Formats**

County Business Patterns series data are available on CD-ROM, computer tapes and diskettes. The CD-ROM also includes software for creating County Business Patterns data files compatible with popular database and spreadsheet software. In addition, ZIP Code Business Patterns data are available on CD-ROM and are available shortly after the release of County Business Patterns, and include the number of establishments by NAICS industry.

Publications also are available in Portable Document Format (PDF) at [www.census.gov/prod/www/abs/cbptotal.html](http://www.census.gov/prod/www/abs/cbptotal.html). In order to view these files, you will need the Adobe(R) Acrobat(R) Reader, which is available for free from the Adobe web site at [www.adobe.com](http://www.adobe.com). Alternatively, the Census Bureau will print the publication, give it a glue binding, and ship it to you for a fee.

For information and options to order County Business Patterns data products, contact:

Customer Services Center  
Marketing Services Office  
U.S. Census Bureau  
Washington, DC 20233

Telephone: 301-457-4100  
Internet address: [www.census.gov/](http://www.census.gov/)

### **Special Tabulations**

Special tabulations of County Business Patterns are available on a cost-reimbursable basis. For more information, contact:

U.S. Census Bureau  
Economic Planning and Coordination Division  
Register Analysis Branch  
Washington, DC 20233

Telephone: 301-457-2580  
Fax: 301-457-4433  
E-mail: [cbp@census.gov](mailto:cbp@census.gov)

### **SOURCES OF DATA**

County Business Patterns basic data items are extracted from the Standard Statistical Establishment List, a file of all known single and multiestablishment employer companies maintained and updated by the U.S. Census Bureau. The annual Company Organization Survey provides individual

establishment data for multiestablishment companies. Data for single-establishment companies are obtained from various Census Bureau programs, such as the Annual Survey of Manufactures and Current Business Surveys, as well as from administrative records of the Internal Revenue Service, the Social Security Administration, and the Bureau of Labor Statistics.

### **DEFINITIONS OF BASIC DATA ITEMS**

#### **Establishments**

An establishment is a single physical location at which business is conducted or services or industrial operations are performed. It is not necessarily identical with a company or enterprise, which may consist of one or more establishments. When two or more activities are carried on at a single location under a single ownership, all activities generally are grouped together as a single establishment. The entire establishment is classified on the basis of its major activity and all data are included in that classification.

Establishment-size designations are determined by paid employment in the mid-March pay period. The size group "1 to 4" includes establishments that did not report any paid employees in the mid-March pay period but paid wages to at least one employee at some time during the year.

Establishment counts represent the number of locations with paid employees any time during the year. This series excludes governmental establishments except for wholesale liquor establishments (NAICS 4228), retail liquor stores (NAICS 44531), Federally-chartered savings institutions (NAICS 522120), Federally-chartered credit unions (NAICS 522130), and hospitals (NAICS 622).

#### **Payroll**

Total payroll includes all forms of compensation, such as salaries, wages, reported tips, commissions, bonuses, vacation allowances, sick-leave pay, employee contributions to qualified pension plans, and the value of taxable fringe benefits. For corporations, it includes amounts paid to officers and executives; for unincorporated businesses, it does not include profit or other compensation of proprietors or partners. Payroll is reported before deductions for Social Security, income tax, insurance, union dues, etc. First-quarter payroll consists of payroll during the January-to-March quarter.

#### **Mid-March Employment**

Paid employment consists of full- and part-time employees, including salaried officers and executives of corporations, who are on the payroll in the pay period including March 12. Included are employees on paid sick leave, holidays, and vacations; not included are proprietors and partners of unincorporated businesses.

---

## INDUSTRY AND GEOGRAPHY CLASSIFICATIONS

The quinquennial economic censuses are the primary source for industry and geography classifications. The annual Company Organization Survey, Annual Survey of Manufactures, Current Business Surveys, and other Census Bureau programs provide regular updates.

### Industry Classification

Additional sources for assigning industry classifications are the Social Security Administration, the Internal Revenue Service, and the Bureau of Labor Statistics. These sources provide industry classification information for new businesses and businesses not canvassed in the Census Bureau programs. Establishments without sufficient industry information are tabulated in the “unclassified establishments” group.

Industry classifications are explained in an appendix in the U.S. Summary. The industry titles used throughout this series are the short NAICS titles; complete descriptions are contained in the manual entitled *North American Industry Classification System: United States, 1997*.

### Geography Classification

Most geography codes are derived from the physical location address reported in Census Bureau programs. The Internal Revenue Service provides supplemental address information. Those employers without a fixed location within a state (or of unknown county location) are included under a “statewide” classification at the end of the county tables. This incomplete detail causes only slight understatement of county employment. The independent cities in Virginia, and the cities of Baltimore, MD; Carson City, NV; and St. Louis, MO, are treated as separate counties.

## COMPARABILITY WITH OTHER DATA

### Earlier County Business Patterns

The comparability of data with previous County Business Patterns series may be affected by the following definitional changes:

- The change from a “reporting unit” concept to establishment based data in 1974
- The change in definition of “active” establishments in 1983
- The change in industrial classification definitions, the most recent occurring in 1998

A description of previous County Business Patterns publications is provided on the inside back cover.

### 1997 Economic Census

Definitional and coverage differences may affect the direct comparison of 1997 Economic Census and County Business Patterns data. Definitions of an establishment, employment, and payroll are detailed in the introductory text of each publication.

The 1997 Economic Census generally uses respondent-reported data. The County Business Patterns uses administrative record data for small establishments. Although efforts are made to resolve significant differences in the data, differences are known to exist.

Some large companies report different activities at the same location as separate profit centers. The County Business Patterns program treats each profit center as a separate establishment. The 1997 Economic Census may combine the profit centers into one establishment. This results in establishment count differences.

## DATA WITHHELD FROM PUBLICATION

In accordance with U.S. Code, Title 13, Section 9, no data are published that would disclose the operations of an individual employer. However, the number of establishments in an industry classification and the distribution of these establishments by employment-size class are not considered to be disclosures, and so this information may be released even though other information is withheld from publications.

## RELIABILITY OF DATA

All data are tabulated from universe files and are not subject to sampling errors. However, the data are subject to nonsampling errors. Nonsampling errors can be attributed to many sources: inability to identify all cases in the universe; definition and classification difficulties; differences in interpretation of questions; errors in recording or coding the data obtained; and estimation of employers who reported too late to be included in the tabulations and for records with missing or misreported data.

The accuracy of the data is determined by the joint effects of the various nonsampling errors. No direct measurement of these effects has been obtained; however, precautionary steps were taken in all phases of collection, processing, and tabulation to minimize the effects of nonsampling errors.

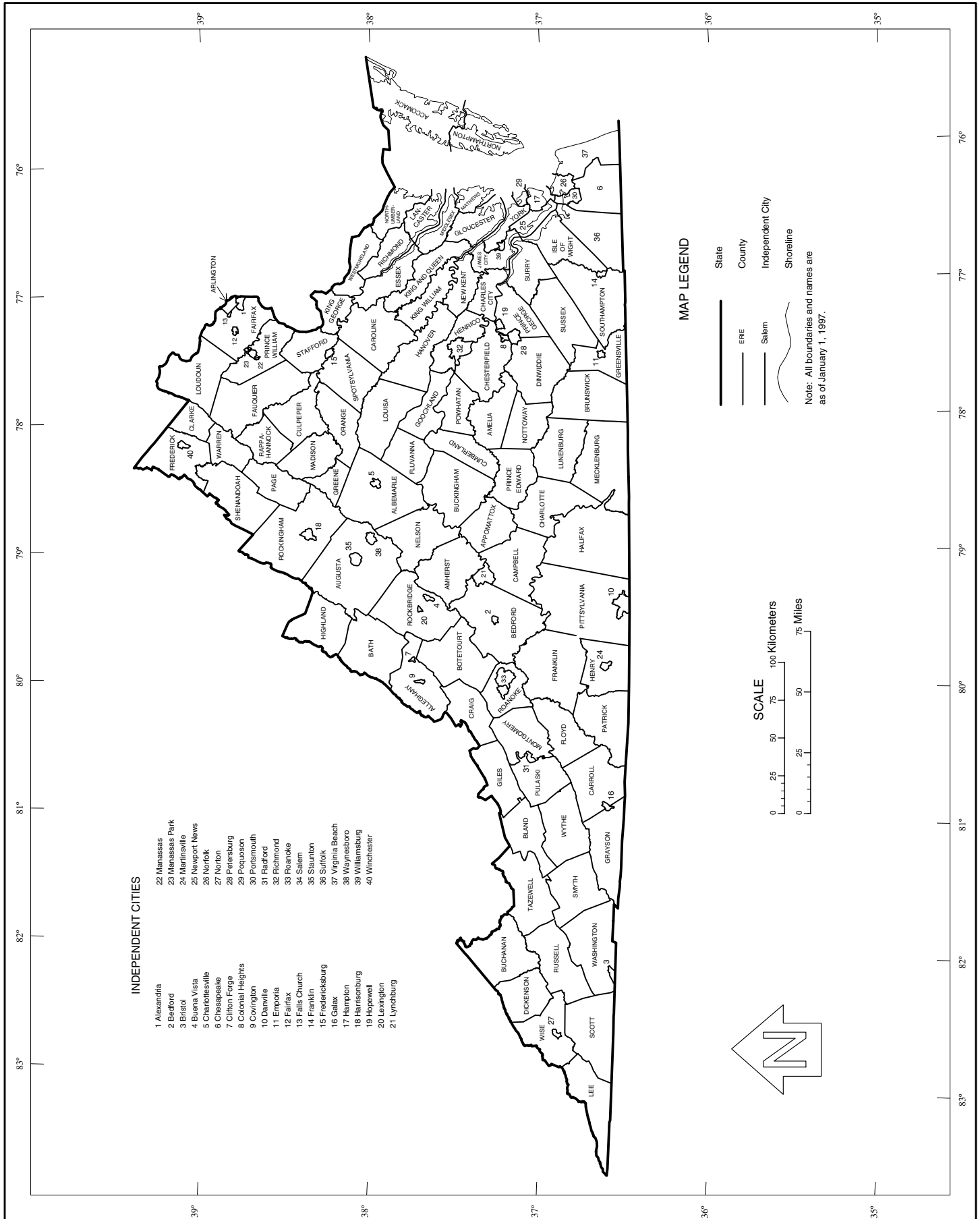
## ABBREVIATIONS AND SYMBOLS

The following abbreviations and symbols are used in this publication:

–	Represents zero.
A-C, E-M	Entered in place of employment data, represents an employment-size class as defined in the footnote of the tables.
(D)	Withheld to avoid disclosing data for individual companies; data are included in broader industry totals.
n.e.c.	Not elsewhere classified.
NAICS	North American Industry Classification System.



# County Business Patterns--Virginia





**Table 1. The State—Establishments, Employees, and Payroll by Major Group: 1999 and 1998—Con.**

[Excludes most government employees, railroad employees, and self-employed persons. (D) denotes figures withheld to avoid disclosing data for individual companies; the data are included in broader industry totals. For explanation of terms, abbreviations, and data reliability/comparability, see introductory text]

NAICS code	Major group	1999				1998			
		Number of establishments	Number of employees for week including March 12	Payroll (\$1,000)		Number of establishments	Number of employees for week including March 12	Payroll (\$1,000)	
				First quarter	Annual			First quarter	Annual
<b>54</b>	<b>Professional, scientific &amp; technical services</b> .....	<b>20 408</b>	<b>271 952</b>	<b>3 288 035</b>	<b>14 413 198</b>	<b>19 677</b>	<b>252 923</b>	<b>2 896 013</b>	<b>12 668 638</b>
541	Professional, scientific & technical services .....	20 408	271 952	3 288 035	14 413 198	19 677	252 923	2 896 013	12 668 638
<b>55</b>	<b>Management of companies &amp; enterprises</b> .....	<b>1 215</b>	<b>54 705</b>	<b>899 371</b>	<b>3 523 343</b>	<b>1 140</b>	<b>52 383</b>	<b>849 161</b>	<b>3 160 107</b>
551	Management of companies & enterprises .....	1 215	54 705	899 371	3 523 343	1 140	52 383	849 161	3 160 107
<b>56</b>	<b>Admin, support, waste mgt, remediation services</b> .....	<b>9 204</b>	<b>211 476</b>	<b>1 022 183</b>	<b>4 743 399</b>	<b>9 282</b>	<b>193 746</b>	<b>872 981</b>	<b>3 863 555</b>
561	Administrative & support services .....	8 839	203 555	952 319	4 433 009	8 905	187 549	828 628	3 673 965
562	Waste management & remediation services .....	365	7 921	69 864	310 390	377	6 197	44 353	189 590
<b>61</b>	<b>Educational services</b> .....	<b>1 813</b>	<b>50 105</b>	<b>250 005</b>	<b>1 048 095</b>	<b>1 765</b>	<b>48 105</b>	<b>231 562</b>	<b>969 361</b>
611	Educational services .....	1 813	50 105	250 005	1 048 095	1 765	48 105	231 562	969 361
<b>62</b>	<b>Health care and social assistance</b> .....	<b>14 322</b>	<b>296 012</b>	<b>1 965 115</b>	<b>8 688 478</b>	<b>14 361</b>	<b>293 642</b>	<b>1 899 271</b>	<b>8 276 316</b>
621	Ambulatory health care services .....	10 268	99 820	868 210	4 043 735	10 379	98 438	825 486	3 799 399
622	Hospitals .....	137	104 474	765 595	3 204 913	140	105 741	755 305	3 134 966
623	Nursing & residential care facilities .....	1 017	49 877	195 648	861 497	985	50 391	195 728	825 028
624	Social assistance .....	2 900	41 841	135 662	578 333	2 857	39 072	122 752	516 923
<b>71</b>	<b>Arts, entertainment &amp; recreation</b> .....	<b>2 271</b>	<b>38 011</b>	<b>142 345</b>	<b>686 761</b>	<b>2 275</b>	<b>36 265</b>	<b>141 336</b>	<b>654 736</b>
711	Performing arts, spectator sports & related industries .....	570	6 536	51 214	241 592	560	6 150	55 350	238 825
712	Museums, historical sites & like institutions .....	159	4 199	20 366	94 222	160	3 980	19 397	85 700
713	Amusement, gambling & recreation industries .....	1 542	27 276	70 765	350 947	1 555	26 135	66 589	330 211
<b>72</b>	<b>Accommodation &amp; food services</b> .....	<b>12 401</b>	<b>237 305</b>	<b>610 804</b>	<b>2 733 152</b>	<b>12 329</b>	<b>234 205</b>	<b>580 673</b>	<b>2 583 716</b>
721	Accommodation .....	1 517	40 962	139 079	646 313	1 496	39 522	131 521	602 170
722	Food services & drinking places .....	10 884	196 343	471 725	2 086 839	10 833	194 683	449 152	1 981 546
<b>81</b>	<b>Other services (except public administration)</b> .....	<b>19 932</b>	<b>146 758</b>	<b>773 408</b>	<b>3 332 011</b>	<b>19 903</b>	<b>141 679</b>	<b>732 699</b>	<b>3 105 675</b>
811	Repair & maintenance .....	5 997	34 227	215 888	949 979	6 122	34 102	211 695	910 926
812	Personal & laundry services .....	5 633	37 332	138 854	616 090	5 588	35 843	136 628	593 783
813	Religious, grantmaking, civic, prof & like organizations .....	8 302	75 199	418 666	1 765 942	8 193	71 734	384 376	1 600 966
<b>95</b>	<b>Auxiliaries (exc corporate, subsidiary &amp; regional mgt)</b> .....	<b>387</b>	<b>24 911</b>	<b>202 990</b>	<b>792 407</b>	<b>351</b>	<b>24 570</b>	<b>215 008</b>	<b>826 008</b>
<b>99</b>	<b>Unclassified establishments</b> .....	<b>2 244</b>	<b>2 476</b>	<b>8 234</b>	<b>61 990</b>	<b>1 512</b>	<b>1 620</b>	<b>4 844</b>	<b>32 060</b>

Note: Employment-size classes are indicated as follows: A—0 to 19; B—20 to 99; C—100 to 249; E—250 to 499; F—500 to 999; G—1,000 to 2,499; H—2,500 to 4,999; I—5,000 to 9,999; J—10,000 to 24,999; K—25,000 to 49,999; L—50,000 to 99,999; M—100,000 or more.

**Table 2. The State—Employees, Payroll, and Establishments by Industry: 1999**

[Excludes most government employees, railroad employees, and self-employed persons. Size class 1 to 4 includes establishments with payroll, but no employees, during mid-March pay period. (D) denotes figures withheld to avoid disclosing data for individual companies; the data are included in broader industry totals. For explanation of terms, abbreviations, and data reliability/comparability, see introductory text]

NAICS code	Industry	Number of employees for week including March 12	Payroll (\$1,000)		Total number of establishments	Number of establishments by employment-size class									
			First quarter	Annual		1 to 4	5 to 9	10 to 19	20 to 49	50 to 99	100 to 249	250 to 499	500 to 999	1,000 or more	
	<b>Total .....</b>	<b>2 791 977</b>	<b>21 497 666</b>	<b>93 167 636</b>	<b>173 550</b>	<b>90 787</b>	<b>34 986</b>	<b>22 884</b>	<b>15 324</b>	<b>5 244</b>	<b>2 995</b>	<b>833</b>	<b>344</b>	<b>153</b>	
<b>11</b>	<b>Forestry, fishing, hunting, and agriculture support .....</b>	<b>3 777</b>	<b>20 860</b>	<b>93 434</b>	<b>752</b>	<b>500</b>	<b>165</b>	<b>55</b>	<b>26</b>	<b>6</b>	-	-	-	-	
113	Forestry and logging .....	2 713	15 367	63 959	529	325	138	47	17	2	-	-	-	-	
1131	Timber tract operations .....	(B)	(D)	(D)	12	6	3	1	2	-	-	-	-	-	
11311	Timber tract operations .....	(B)	(D)	(D)	12	6	3	1	2	-	-	-	-	-	
113110	Timber tract operations .....	(B)	(D)	(D)	12	6	3	1	2	-	-	-	-	-	
1132	Forest nurseries & gathering forest products .....	(B)	(D)	(D)	3	2	-	1	-	-	-	-	-	-	
11321	Forest nurseries & gathering forest products .....	(B)	(D)	(D)	3	2	-	1	-	-	-	-	-	-	
113210	Forest nurseries & gathering forest products .....	(B)	(D)	(D)	3	2	-	1	-	-	-	-	-	-	
1133	Logging .....	2 605	14 222	58 537	514	317	135	45	15	2	-	-	-	-	
11331	Logging .....	2 605	14 222	58 537	514	317	135	45	15	2	-	-	-	-	
113310	Logging .....	2 605	14 222	58 537	514	317	135	45	15	2	-	-	-	-	
114	Fishing, hunting & trapping .....	260	1 119	10 829	40	31	3	1	4	1	-	-	-	-	
1141	Fishing .....	(C)	(D)	(D)	34	28	2	1	2	1	-	-	-	-	
11411	Fishing .....	(C)	(D)	(D)	34	28	2	1	2	1	-	-	-	-	
114111	Finfish fishing .....	(B)	(D)	(D)	19	17	1	-	1	1	-	-	-	-	
114112	Shellfish fishing .....	(B)	(D)	(D)	15	11	1	1	2	-	-	-	-	-	
1142	Hunting & trapping .....	(B)	(D)	(D)	6	3	1	-	2	-	-	-	-	-	
11421	Hunting & trapping .....	(B)	(D)	(D)	6	3	1	-	2	-	-	-	-	-	
114210	Hunting & trapping .....	(B)	(D)	(D)	6	3	1	-	2	-	-	-	-	-	
115	Agriculture & forestry support activities .....	804	4 374	18 646	183	144	24	7	5	3	-	-	-	-	
1151	Crop production support activities .....	272	1 724	6 605	44	33	5	2	3	1	-	-	-	-	
11511	Crop production support activities .....	272	1 724	6 605	44	33	5	2	3	1	-	-	-	-	
115111	Cotton ginning .....	10	76	520	4	-	-	-	-	-	-	-	-	-	
115112	Soil preparation, planting, & cultivating .....	125	1 007	3 664	13	9	2	-	1	1	-	-	-	-	
115113	Crop harvesting, primarily by machine .....	(B)	(D)	(D)	2	1	-	-	1	-	-	-	-	-	
115114	Postharvest crop activities (exc ginning) .....	(B)	(D)	(D)	13	10	-	2	1	-	-	-	-	-	
115115	Farm labor contractors & crew leaders .....	17	121	626	7	6	1	-	-	-	-	-	-	-	
115116	Farm management services .....	(A)	(D)	(D)	5	3	2	-	-	-	-	-	-	-	
1152	Animal production support activities .....	456	2 165	9 947	108	86	14	4	2	2	-	-	-	-	
11521	Animal production support activities .....	456	2 165	9 947	108	86	14	4	2	2	-	-	-	-	
115210	Animal production support activities .....	456	2 165	9 947	108	86	14	4	2	2	-	-	-	-	
1153	Forestry support activities .....	76	485	2 094	31	25	5	1	-	-	-	-	-	-	
11531	Forestry support activities .....	76	485	2 094	31	25	5	1	-	-	-	-	-	-	
115310	Forestry support activities .....	76	485	2 094	31	25	5	1	-	-	-	-	-	-	
<b>21</b>	<b>Mining .....</b>	<b>10 332</b>	<b>95 417</b>	<b>394 763</b>	<b>379</b>	<b>104</b>	<b>41</b>	<b>70</b>	<b>107</b>	<b>45</b>	<b>10</b>	<b>2</b>	-	-	
211	Oil & gas extraction .....	285	3 430	15 987	26	17	3	3	2	-	1	-	-	-	
2111	Oil & gas extraction .....	285	3 430	15 987	26	17	3	3	2	-	1	-	-	-	
21111	Oil & gas extraction .....	285	3 430	15 987	26	17	3	3	2	-	1	-	-	-	
211111	Crude petroleum & natural gas extraction .....	(E)	(D)	(D)	25	16	3	3	2	-	1	-	-	-	
211112	Natural gas liquid extraction .....	(A)	(D)	(D)	1	1	-	-	-	-	-	-	-	-	
212	Mining (except oil & gas) .....	9 149	85 957	353 285	286	53	30	61	91	40	9	2	-	-	
2121	Coal mining .....	5 325	56 088	219 795	162	34	14	29	53	26	5	1	-	-	
21211	Coal mining .....	5 325	56 088	219 795	162	34	14	29	53	26	5	1	-	-	
212111	Bituminous coal & lignite surface mining .....	1 573	16 105	71 303	59	17	6	8	13	15	-	-	-	-	
212112	Bituminous coal underground mining .....	3 752	39 983	148 492	103	17	8	21	40	11	5	1	-	-	
2122	Metal ore mining .....	(B)	(D)	(D)	5	4	-	-	-	1	-	-	-	-	
21222	Gold ore & silver ore mining .....	(A)	(D)	(D)	3	3	-	-	-	-	-	-	-	-	
212221	Gold ore mining .....	(A)	(D)	(D)	3	3	-	-	-	-	-	-	-	-	
21229	Other metal ore mining .....	(B)	(D)	(D)	2	1	-	-	-	1	-	-	-	-	
212299	All other metal ore mining .....	(B)	(D)	(D)	2	1	-	-	-	1	-	-	-	-	
2123	Nonmetallic mineral mining & quarrying .....	(H)	(D)	(D)	119	15	16	32	38	13	4	1	-	-	
21231	Stone mining & quarrying .....	2 482	19 448	86 116	83	5	10	26	30	9	3	-	-	-	
212312	Crushed & broken limestone mining & quarrying .....	1 263	8 738	36 267	35	2	7	10	8	5	3	-	-	-	
212313	Crushed & broken granite mining & quarrying .....	867	7 702	36 394	35	1	3	13	15	3	-	-	-	-	
212319	Other crushed & broken stone mining & quarrying .....	352	3 008	13 455	13	2	-	3	7	1	-	-	-	-	
21232	Sand, gravel, clay, refractory minerals mining .....	(G)	(D)	(D)	32	7	6	6	8	3	1	1	-	-	
212321	Construction sand & gravel mining .....	832	5 226	27 663	26	7	6	6	5	1	-	1	-	-	
212322	Industrial sand mining .....	(B)	(D)	(D)	1	-	-	-	1	-	-	-	-	-	
212325	Clay & ceramic & refractory minerals mining .....	349	3 470	13 143	5	-	-	-	2	2	1	-	-	-	
21239	Other nonmetallic mineral mining & quarrying .....	(B)	(D)	(D)	4	3	-	-	-	1	-	-	-	-	
212399	All other nonmetallic mineral mining .....	(B)	(D)	(D)	4	3	-	-	-	1	-	-	-	-	
213	Mining support activities .....	898	6 030	25 491	67	34	8	6	14	5	-	-	-	-	
2131	Mining support activities .....	898	6 030	25 491	67	34	8	6	14	5	-	-	-	-	
21311	Mining support activities .....	898	6 030	25 491	67	34	8	6	14	5	-	-	-	-	
213111	Drilling oil & gas wells .....	(C)	(D)	(D)	9	5	1	-	2	1	-	-	-	-	
213112	Oil & gas operations support activities .....	320	1 796	8 017	24	13	3	3	3	2	-	-	-	-	
213113	Support activities for coal mining .....	379	2 910	9 843	32	16	4	3	7	2	-	-	-	-	
213114	Support activities for metal mining .....	(B)	(D)	(D)	1	-	-	-	1	-	-	-	-	-	
213115	Nonmetallic minerals support activity (exc fuels) .....	(B)	(D)	(D)	1	-	-	-	1	-	-	-	-	-	

Note: Employment-size classes are indicated as follows: A—0 to 19; B—20 to 99; C—100 to 249; E—250 to 499; F—500 to 999; G—1,000 to 2,499; H—2,500 to 4,999; I—5,000 to 9,999; J—10,000 to 24,999; K—25,000 to 49,999; L—50,000 to 99,999; M—100,000 or more.



















**Table 2. The State—Employees, Payroll, and Establishments by Industry: 1999—Con.**

[Excludes most government employees, railroad employees, and self-employed persons. Size class 1 to 4 includes establishments with payroll, but no employees, during mid-March pay period. (D) denotes figures withheld to avoid disclosing data for individual companies; the data are included in broader industry totals. For explanation of terms, abbreviations, and data reliability/comparability, see introductory text]

NAICS code	Industry	Number of employees for week including March 12	Payroll (\$1,000)		Total number of establishments	Number of establishments by employment-size class										
			First quarter	Annual		1 to 4	5 to 9	10 to 19	20 to 49	50 to 99	100 to 249	250 to 499	500 to 999	1,000 or more		
<b>31-33</b>	<b>Manufacturing—Con.</b>															
333	Machinery mfg—Con.															
3339	Other general purpose machinery mfg—Con.															
33399	All other general purpose machinery mfg—Con.															
333999	All other general purpose machinery mfg .....	860	6 029	25 470	31	12	6	5	3	3	1	1	—	—	—	—
334	Computer & electronic product mfg .....	30 641	315 946	1 374 401	276	70	43	37	47	21	36	6	9	7		
3341	Computer & peripheral equipment mfg .....	4 719	32 127	142 472	32	8	8	4	6	—	4	—	—	2		
33411	Computer & peripheral equipment mfg .....	4 719	32 127	142 472	32	8	8	4	6	—	4	—	—	2		
334111	Electronic computer mfg .....	(G)	(D)	(D)	10	3	1	1	3	—	1	—	—	1		
334112	Computer storage device mfg .....	(A)	(D)	(D)	1	—	1	—	—	—	—	—	—	—		
334113	Computer terminal mfg .....	(A)	(D)	(D)	2	1	1	—	—	—	—	—	—	—		
334119	Other computer peripheral equipment mfg .....	(H)	(D)	(D)	19	4	5	3	3	—	3	—	—	—	1	
3342	Communications equipment mfg .....	6 181	81 879	363 834	65	16	13	8	11	5	9	—	2	1		
33421	Telephone apparatus mfg .....	2 171	31 394	160 719	20	8	2	1	2	1	4	—	—	—		
334210	Telephone apparatus mfg .....	2 171	31 394	160 719	20	8	2	1	2	1	4	—	—	2		
33422	Radio, TV broadcast & wireless comm equip mfg .....	3 815	48 255	193 358	35	5	8	6	7	4	4	—	—	—	1	
334220	Radio, TV broadcast & wireless comm equip mfg .....	3 815	48 255	193 358	35	5	8	6	7	4	4	—	—	—	1	
33429	Other communications equipment mfg ..	195	2 230	9 757	10	3	3	1	2	—	1	—	—	—	—	
334290	Other communications equipment mfg ..	195	2 230	9 757	10	3	3	1	2	—	1	—	—	—	—	
3343	Audio & video equipment mfg .....	(E)	(D)	(D)	6	2	—	2	1	—	1	—	—	—	—	
33431	Audio & video equipment mfg .....	(E)	(D)	(D)	6	2	—	2	1	—	1	—	—	—	—	
334310	Audio & video equipment mfg .....	(E)	(D)	(D)	6	2	—	2	1	—	1	—	—	—	—	
3344	Semiconductor & oth electronic component mfg .....	8 372	78 336	336 484	69	14	6	11	10	9	12	4	1	2		
33441	Semiconductor & oth electronic component mfg .....	8 372	78 336	336 484	69	14	6	11	10	9	12	4	1	2		
334411	Electron tube mfg .....	(A)	(D)	(D)	2	1	—	1	—	—	—	—	—	—	—	
334412	Bare printed circuit board mfg .....	2 944	31 107	131 372	13	4	—	1	3	1	2	1	—	1		
334413	Semiconductor & related device mfg .....	2 462	28 189	123 147	14	2	3	1	3	1	2	—	1	1		
334414	Electronic capacitor mfg .....	(E)	(D)	(D)	2	—	—	—	—	1	1	—	—	—	—	
334415	Electronic resistor mfg .....	(E)	(D)	(D)	1	—	—	—	—	—	—	—	1	—	—	
334416	Electronic coil, transformer, oth inductor mfg .....	(C)	(D)	(D)	3	2	—	—	—	—	1	—	—	—	—	
334417	Electronic connector mfg .....	707	6 880	27 376	7	1	1	2	—	—	2	1	—	—	—	
334418	Printed circuit assembly (electronic assembly) mfg .....	(E)	(D)	(D)	10	3	—	2	2	2	1	—	—	—	—	
334419	Other electronic component mfg .....	1 177	5 812	27 071	17	1	2	4	2	4	3	1	—	—	—	
3345	Nav, measuring, medical, control instruments mfg .....	10 312	114 190	492 986	80	17	14	9	16	6	9	1	6	2		
33451	Nav, measuring, medical, control instruments mfg .....	10 312	114 190	492 986	80	17	14	9	16	6	9	1	6	2		
334510	Electromedical apparatus mfg .....	(C)	(D)	(D)	2	—	1	—	—	—	1	—	—	—	—	
334511	Search, detection & navigation instrument mfg .....	7 439	90 623	390 361	17	1	3	1	1	2	2	—	5	2		
334512	Automatic environmental control mfg .....	(C)	(D)	(D)	2	1	—	—	—	—	1	—	—	—	—	
334513	Industrial process control mfg .....	542	5 577	24 103	18	5	1	4	5	1	2	—	—	—	—	
334514	Total fluid meter & counting device mfg ..	(F)	(D)	(D)	1	—	—	—	—	—	—	—	1	—	—	
334515	Electricity measuring, testing instrument mfg .....	325	2 729	12 162	11	3	2	1	4	—	1	—	—	—	—	
334516	Analytical laboratory instrument mfg .....	299	3 303	11 906	11	1	5	—	3	1	1	—	—	—	—	
334518	Watch, clock & part mfg .....	(E)	(D)	(D)	4	—	1	1	1	—	—	1	—	—	—	
334519	Other measuring & controlling device mfg .....	399	3 907	15 287	14	6	1	2	2	2	1	—	—	—	—	
3346	Mfg & reproducing magnetic & optical media ..	(F)	(D)	(D)	24	13	2	3	3	1	1	1	—	—	—	
33461	Mfg & reproducing magnetic & optical media .....	(F)	(D)	(D)	24	13	2	3	3	1	1	1	—	—	—	
334611	Software reproducing .....	(C)	(D)	(D)	5	2	—	1	1	—	1	—	—	—	—	
334612	Prerecorded CD, tape, record reproducing .....	557	4 372	22 863	12	7	1	1	2	—	—	1	—	—	—	
334613	Magnetic and optical recording media mfg .....	(B)	(D)	(D)	7	4	1	1	—	1	—	—	—	—	—	
335	Electrical equip, appliance & component mfg ...	11 835	115 744	455 031	112	36	14	17	14	5	10	10	4	2		
3351	Electric lighting equipment mfg .....	(G)	(D)	(D)	19	8	2	2	2	—	2	2	1	—	—	
33511	Electric lamp bulb & part mfg .....	(F)	(D)	(D)	2	—	—	—	—	—	—	2	—	—	—	
335110	Electric lamp bulb & part mfg .....	(F)	(D)	(D)	2	—	—	—	—	—	—	2	—	—	—	
33512	Lighting fixture mfg .....	(F)	(D)	(D)	17	8	2	2	2	—	2	—	1	—	—	
335121	Residential electric lighting fixture mfg ...	(C)	(D)	(D)	6	5	—	—	—	—	1	—	—	—	—	
335122	Commercial electric lighting fixture mfg ..	(B)	(D)	(D)	6	1	2	2	1	—	—	—	—	—	—	
335129	Other lighting equipment mfg .....	710	6 055	22 846	5	2	—	—	1	—	1	—	1	—	—	
3352	Household appliance mfg .....	(F)	(D)	(D)	3	1	—	—	—	1	—	—	1	—	—	
33521	Small electrical appliance mfg .....	(F)	(D)	(D)	3	1	—	—	—	1	—	—	1	—	—	
335211	Electric housewares & fan mfg .....	(B)	(D)	(D)	2	1	—	—	—	1	—	—	—	—	—	
335212	Household vacuum cleaner mfg .....	(F)	(D)	(D)	1	—	—	—	—	—	—	—	1	—	—	
3353	Electrical equipment mfg .....	7 270	77 656	296 265	63	17	12	9	8	3	5	6	1	2		
33531	Electrical equipment mfg .....	7 270	77 656	296 265	63	17	12	9	8	3	5	6	1	2		
335311	Power, distribution, specialty transformer mfg .....	(G)	(D)	(D)	11	3	1	2	—	1	3	—	—	—	—	
335312	Motor & generator mfg .....	1 599	13 326	55 716	16	4	2	3	2	—	2	3	—	—	—	
335313	Switchgear & switchboard apparatus mfg .....	(F)	(D)	(D)	8	2	2	1	1	—	1	—	1	—	—	
335314	Relay & industrial control mfg .....	3 684	47 933	177 961	28	8	7	3	5	2	1	—	—	2		

Note: Employment-size classes are indicated as follows: A—0 to 19; B—20 to 99; C—100 to 249; E—250 to 499; F—500 to 999; G—1,000 to 2,499; H—2,500 to 4,999; I—5,000 to 9,999; J—10,000 to 24,999; K—25,000 to 49,999; L—50,000 to 99,999; M—100,000 or more.















**Table 2. The State—Employees, Payroll, and Establishments by Industry: 1999—Con.**

[Excludes most government employees, railroad employees, and self-employed persons. Size class 1 to 4 includes establishments with payroll, but no employees, during mid-March pay period. (D) denotes figures withheld to avoid disclosing data for individual companies; the data are included in broader industry totals. For explanation of terms, abbreviations, and data reliability/comparability, see introductory text]

NAICS code	Industry	Number of employees for week including March 12	Payroll (\$1,000)		Total number of establishments	Number of establishments by employment-size class										
			First quarter	Annual		1 to 4	5 to 9	10 to 19	20 to 49	50 to 99	100 to 249	250 to 499	500 to 999	1,000 or more		
<b>44-45</b>	<b>Retail trade—Con.</b>															
454	Nonstore retailers—Con.															
4543	Direct selling establishments .....	6 556	40 976	170 986	733	360	168	139	55	6	4	1	—	—	—	
45431	Fuel dealers .....	3 466	21 913	90 084	333	116	96	85	30	4	2	—	—	—	—	
454311	Heating oil dealers .....	2 152	13 117	55 483	208	82	56	46	21	1	2	—	—	—	—	
454312	Liquified petroleum gas (bottled gas) dealers .....	(G)	(D)	(D)	114	24	40	39	9	2	—	—	—	—	—	
454319	Other fuel dealers .....	(B)	(D)	(D)	11	10	—	—	—	1	—	—	—	—	—	
45439	Other direct selling establishments .....	3 090	19 063	80 902	400	244	72	54	25	2	2	1	—	—	—	
454390	Other direct selling establishments .....	3 090	19 063	80 902	400	244	72	54	25	2	2	1	—	—	—	
<b>48-49</b>	<b>Transportation &amp; warehousing .....</b>	<b>78 166</b>	<b>615 758</b>	<b>2 630 825</b>	<b>4 752</b>	<b>2 801</b>	<b>690</b>	<b>531</b>	<b>444</b>	<b>176</b>	<b>79</b>	<b>21</b>	<b>5</b>	<b>5</b>		
481	Air transportation .....	15 451	169 896	705 255	114	37	13	14	20	10	10	5	1	4		
4811	Scheduled air transportation .....	(J)	(D)	(D)	76	12	9	10	18	9	9	5	—	4		
48111	Scheduled air transportation .....	(J)	(D)	(D)	76	12	9	10	18	9	9	5	—	4		
481111	Scheduled passenger air transportation .....	13 945	154 373	631 220	67	8	9	9	16	9	8	4	—	4		
481112	Scheduled freight air transportation .....	(F)	(D)	(D)	9	4	—	1	2	—	1	1	—	—		
4812	Nonscheduled air transportation .....	(F)	(D)	(D)	38	25	4	4	2	1	1	—	1	—		
48121	Nonscheduled air transportation .....	(F)	(D)	(D)	38	25	4	4	2	1	1	—	1	—		
481211	Nonscheduled chartered passenger air trans .....	(C)	(D)	(D)	30	20	4	3	2	1	—	—	—	—		
481212	Nonscheduled chartered freight air trans .....	(F)	(D)	(D)	2	1	—	—	—	—	—	—	—	1	—	
481219	Other nonscheduled air transportation .....	(C)	(D)	(D)	6	4	—	1	—	—	1	—	—	—	—	
483	Water transportation .....	1 586	22 376	95 049	50	14	7	9	14	4	1	—	1	—		
4831	Deep sea, coastal & Great Lakes water trans .....	1 455	21 353	90 513	42	11	6	7	13	3	1	—	1	—		
48311	Deep sea, coastal & Great Lakes water trans .....	1 455	21 353	90 513	42	11	6	7	13	3	1	—	1	—		
483111	Deep sea freight transportation .....	953	16 452	71 298	26	6	4	4	10	1	—	—	1	—		
483113	Coastal & Great Lakes freight transportation .....	(F)	(D)	(D)	15	4	2	3	3	2	1	—	—	—		
483114	Coastal & Great Lakes passenger trans .....	(A)	(D)	(D)	1	1	—	—	—	—	—	—	—	—		
4832	Inland water transportation .....	131	1 023	4 536	8	3	1	2	1	1	—	—	—	—		
48321	Inland water transportation .....	131	1 023	4 536	8	3	1	2	1	1	—	—	—	—		
483211	Inland water freight transportation .....	(B)	(D)	(D)	3	1	—	—	—	1	—	—	—	—		
483212	Inland water passenger transportation .....	(B)	(D)	(D)	5	2	—	2	1	—	—	—	—	—		
484	Truck transportation .....	30 881	212 331	951 689	3 045	1 961	397	291	267	88	37	3	1	—		
4841	General freight trucking .....	16 854	123 538	548 638	1 310	829	140	123	134	53	28	2	1	—		
48411	General freight trucking, local .....	3 205	19 435	87 201	486	350	56	41	26	9	4	—	—	—		
484110	General freight trucking, local .....	3 205	19 435	87 201	486	350	56	41	26	9	4	—	—	—		
48412	General freight trucking, long-distance .....	13 649	104 103	461 437	824	479	84	82	108	44	24	2	1	—		
484121	General freight trucking, long-distance, TL .....	8 267	59 340	259 274	677	443	74	59	64	21	14	1	1	—		
484122	General freight trucking, long-distance, LTL .....	5 382	44 763	202 163	147	36	10	23	44	23	10	1	—	—		
4842	Specialized freight trucking .....	14 027	88 793	403 051	1 735	1 132	257	168	133	35	9	1	—	—		
48421	Used household & office goods moving .....	5 031	32 982	150 603	273	102	45	47	62	11	5	1	—	—		
484210	Used household & office goods moving .....	5 031	32 982	150 603	273	102	45	47	62	11	5	1	—	—		
48422	Specialized freight (exc used) trucking, local .....	5 805	30 890	141 158	1 187	880	166	86	40	15	—	—	—	—		
484220	Specialized freight (exc used) trucking, local .....	5 805	30 890	141 158	1 187	880	166	86	40	15	—	—	—	—		
48423	Specialized freight (exc used) trucking, LDist .....	3 191	24 921	111 290	275	150	46	35	31	9	4	—	—	—		
484230	Specialized freight (exc used) trucking, LDist .....	3 191	24 921	111 290	275	150	46	35	31	9	4	—	—	—		
485	Transit & ground passenger transportation .....	5 166	19 734	91 088	296	143	51	39	34	23	2	4	—	—		
4851	Urban transit systems .....	(G)	(D)	(D)	16	3	4	—	1	5	1	2	—	—		
48511	Urban transit systems .....	(G)	(D)	(D)	16	3	4	—	1	5	1	2	—	—		
485111	Mixed mode transit systems .....	(C)	(D)	(D)	4	1	2	—	—	—	1	—	—	—		
485113	Bus & other motor vehicle transit systems .....	(G)	(D)	(D)	11	1	2	—	1	5	—	2	—	—		
485119	Other urban transit systems .....	(A)	(D)	(D)	1	1	—	—	—	—	—	—	—	—		
4852	Interurban & rural bus transportation .....	(E)	(D)	(D)	10	2	2	1	3	1	—	1	—	—		
48521	Interurban & rural bus transportation .....	(E)	(D)	(D)	10	2	2	1	3	1	—	1	—	—		
485210	Interurban & rural bus transportation .....	(E)	(D)	(D)	10	2	2	1	3	1	—	1	—	—		
4853	Taxi & limousine service .....	1 322	4 599	20 673	154	87	27	20	16	3	1	—	—	—		
48531	Taxi service .....	773	2 723	11 615	80	47	10	14	6	2	1	—	—	—		
485310	Taxi service .....	773	2 723	11 615	80	47	10	14	6	2	1	—	—	—		
48532	Limousine service .....	549	1 876	9 058	74	40	17	6	10	1	—	—	—	—		
485320	Limousine service .....	549	1 876	9 058	74	40	17	6	10	1	—	—	—	—		
4854	School & employee bus transportation .....	(C)	(D)	(D)	11	5	1	2	1	2	—	—	—	—		
48541	School & employee bus transportation .....	(C)	(D)	(D)	11	5	1	2	1	2	—	—	—	—		
485410	School & employee bus transportation .....	(C)	(D)	(D)	11	5	1	2	1	2	—	—	—	—		
4855	Charter bus industry .....	1 275	3 587	17 933	49	18	7	8	8	7	—	1	—	—		
48551	Charter bus industry .....	1 275	3 587	17 933	49	18	7	8	8	7	—	1	—	—		
485510	Charter bus industry .....	1 275	3 587	17 933	49	18	7	8	8	7	—	1	—	—		
4859	Oth transit & ground passenger transportation .....	729	2 308	10 004	56	28	10	8	5	5	—	—	—	—		
48599	Oth transit & ground passenger transportation .....	729	2 308	10 004	56	28	10	8	5	5	—	—	—	—		
485991	Special needs transportation .....	503	1 628	7 105	37	16	7	7	4	3	—	—	—	—		
485999	All other transit & ground passenger trans .....	226	680	2 899	19	12	3	1	1	2	—	—	—	—		

Note: Employment-size classes are indicated as follows: A—0 to 19; B—20 to 99; C—100 to 249; E—250 to 499; F—500 to 999; G—1,000 to 2,499; H—2,500 to 4,999; I—5,000 to 9,999; J—10,000 to 24,999; K—25,000 to 49,999; L—50,000 to 99,999; M—100,000 or more.











Table 2. The State—Employees, Payroll, and Establishments by Industry: 1999—Con.

[Excludes most government employees, railroad employees, and self-employed persons. Size class 1 to 4 includes establishments with payroll, but no employees, during mid-March pay period. (D) denotes figures withheld to avoid disclosing data for individual companies; the data are included in broader industry totals. For explanation of terms, abbreviations, and data reliability/comparability, see introductory text.]

Table with columns: NAICS code, Industry, Number of employees for week including March 12, Payroll (\$1,000) (First quarter, Annual), Total number of establishments, and Number of establishments by employment-size class (1 to 4, 5 to 9, 10 to 19, 20 to 49, 50 to 99, 100 to 249, 250 to 499, 500 to 999, 1,000 or more).

Note: Employment-size classes are indicated as follows: A—0 to 19; B—20 to 99; C—100 to 249; E—250 to 499; F—500 to 999; G—1,000 to 2,499; H—2,500 to 4,999; I—5,000 to 9,999; J—10,000 to 24,999; K—25,000 to 49,999; L—50,000 to 99,999; M—100,000 or more.











**Table 2. The State—Employees, Payroll, and Establishments by Industry: 1999—Con.**

[Excludes most government employees, railroad employees, and self-employed persons. Size class 1 to 4 includes establishments with payroll, but no employees, during mid-March pay period. (D) denotes figures withheld to avoid disclosing data for individual companies; the data are included in broader industry totals. For explanation of terms, abbreviations, and data reliability/comparability, see introductory text]

NAICS code	Industry	Number of employees for week including March 12	Payroll (\$1,000)		Total number of establishments	Number of establishments by employment-size class								
			First quarter	Annual		1 to 4	5 to 9	10 to 19	20 to 49	50 to 99	100 to 249	250 to 499	500 to 999	1,000 or more
<b>81</b>	<b>Other services (except public administration)—Con.</b>													
812	Personal & laundry services—Con.													
8129	Other personal services . . . . .	4 713	16 844	80 038	917	651	153	79	27	5	1	1	—	—
81291	Pet care (except veterinary) services . . . . .	976	2 824	14 576	240	168	48	18	6	—	—	—	—	—
812910	Pet care (except veterinary) services . . . . .	976	2 824	14 576	240	168	48	18	6	—	—	—	—	—
81292	Photofinishing . . . . .	1 622	6 098	27 768	171	98	45	17	6	3	1	1	—	—
812921	Photofinishing laboratories (except one-hour) . . . . .	1 081	4 199	19 756	83	55	14	7	2	3	1	1	—	—
812922	One-hour photofinishing . . . . .	541	1 899	8 012	88	43	31	10	4	—	—	—	—	—
81293	Parking lots & garages . . . . .	1 441	4 908	21 030	255	168	41	34	11	1	—	—	—	—
812930	Parking lots & garages . . . . .	1 441	4 908	21 030	255	168	41	34	11	1	—	—	—	—
81299	All other personal services . . . . .	674	3 014	16 664	251	217	19	10	4	1	—	—	—	—
812990	All other personal services . . . . .	674	3 014	16 664	251	217	19	10	4	1	—	—	—	—
<b>813</b>	<b>Religious, grantmaking, civic, prof &amp; like organizations</b> . . . . .	<b>75 199</b>	<b>418 666</b>	<b>1 765 942</b>	<b>8 302</b>	<b>4 832</b>	<b>1 804</b>	<b>931</b>	<b>521</b>	<b>153</b>	<b>51</b>	<b>7</b>	<b>2</b>	<b>1</b>
8131	Religious organizations . . . . .	41 544	140 532	583 407	5 137	2 981	1 233	548	291	70	11	1	1	1
81311	Religious organizations . . . . .	41 544	140 532	583 407	5 137	2 981	1 233	548	291	70	11	1	1	1
813110	Religious organizations . . . . .	41 544	140 532	583 407	5 137	2 981	1 233	548	291	70	11	1	1	1
8132	Grantmaking & giving services . . . . .	3 177	28 754	124 298	340	218	51	38	21	6	5	1	—	—
81321	Grantmaking & giving services . . . . .	3 177	28 754	124 298	340	218	51	38	21	6	5	1	—	—
813211	Grantmaking foundations . . . . .	893	7 047	32 800	165	115	25	16	8	1	—	—	—	—
813212	Voluntary health organizations . . . . .	1 211	10 807	46 953	87	48	17	11	5	3	2	1	—	—
813219	Other grantmaking & giving services . . . . .	1 073	10 900	44 545	88	55	9	11	8	2	3	—	—	—
8133	Social advocacy organizations . . . . .	3 917	29 713	132 012	269	155	48	35	18	8	2	3	—	—
81331	Social advocacy organizations . . . . .	3 917	29 713	132 012	269	155	48	35	18	8	2	3	—	—
813311	Human rights organizations . . . . .	936	4 759	20 536	56	32	8	7	4	—	—	1	—	—
813312	Environment & wildlife organizations . . . . .	1 245	9 537	43 732	100	54	23	14	7	1	—	1	—	—
813319	Other social advocacy organizations . . . . .	1 736	15 417	67 744	113	69	17	14	7	3	2	1	—	—
8134	Civic & social organizations . . . . .	6 550	23 492	102 096	639	376	129	65	36	22	10	1	—	—
81341	Civic & social organizations . . . . .	6 550	23 492	102 096	639	376	129	65	36	22	10	1	—	—
813410	Civic & social organizations . . . . .	6 550	23 492	102 096	639	376	129	65	36	22	10	1	—	—
8139	Business, labor, political, like organizations . . . . .	20 011	196 175	824 129	1 917	1 102	343	245	155	47	23	1	1	—
81391	Business associations . . . . .	8 304	104 339	431 327	655	339	117	96	74	20	8	—	1	—
813910	Business associations . . . . .	8 304	104 339	431 327	655	339	117	96	74	20	8	—	1	—
81392	Professional organizations . . . . .	5 930	61 177	258 758	342	154	65	54	39	18	11	1	—	—
813920	Professional organizations . . . . .	5 930	61 177	258 758	342	154	65	54	39	18	11	1	—	—
81393	Labor unions & similar labor organizations . . . . .	2 518	14 664	60 213	324	188	71	42	17	3	3	—	—	—
813930	Labor unions & similar labor organizations . . . . .	2 518	14 664	60 213	324	188	71	42	17	3	3	—	—	—
81394	Political organizations . . . . .	261	2 433	12 587	68	53	9	3	3	—	—	—	—	—
813940	Political organizations . . . . .	261	2 433	12 587	68	53	9	3	3	—	—	—	—	—
81399	Oth similar organizations (exc business, prof, labor, pol) . . . . .	2 998	13 562	61 244	528	368	81	50	22	6	1	—	—	—
813990	Oth similar organizations (exc business, prof, labor, pol) . . . . .	2 998	13 562	61 244	528	368	81	50	22	6	1	—	—	—
<b>95</b>	<b>Auxiliaries (exc corporate, subsidiary &amp; regional mgt)</b> . . . . .	<b>24 911</b>	<b>202 990</b>	<b>792 407</b>	<b>387</b>	<b>97</b>	<b>81</b>	<b>74</b>	<b>62</b>	<b>26</b>	<b>19</b>	<b>13</b>	<b>15</b>	<b>—</b>
<b>99</b>	<b>Unclassified establishments</b> . . . . .	<b>2 476</b>	<b>8 234</b>	<b>61 990</b>	<b>2 244</b>	<b>2 109</b>	<b>109</b>	<b>19</b>	<b>5</b>	<b>2</b>	<b>—</b>	<b>—</b>	<b>—</b>	<b>—</b>

Note: Employment-size classes are indicated as follows: A—0 to 19; B—20 to 99; C—100 to 249; E—250 to 499; F—500 to 999; G—1,000 to 2,499; H—2,500 to 4,999; I—5,000 to 9,999; J—10,000 to 24,999; K—25,000 to 49,999; L—50,000 to 99,999; M—100,000 or more.

**Table 3. The State—Employees and Annual Payroll by Employment-Size Class: 1999**

[Excludes most government employees, railroad employees, and self-employed persons. Size class 1 to 4 includes establishments with payroll, but no employees, during mid-March pay period. (D) denotes figures withheld to avoid disclosing data for individual companies; the data are included in broader industry totals. For explanation of terms, abbreviations, and data reliability/comparability, see introductory text]

NAICS code	Major group	Total	Employment-size class								
			1 to 4	5 to 9	10 to 19	20 to 49	50 to 99	100 to 249	250 to 499	500 to 999	1,000 or more
	<b>Total number of employees</b> . . . . .	<b>2 791 977</b>	<b>158 459</b>	<b>231 850</b>	<b>307 909</b>	<b>464 429</b>	<b>357 551</b>	<b>448 361</b>	<b>284 729</b>	<b>237 920</b>	<b>300 769</b>
	<b>Total payroll, annual (\$1,000)</b> . . . . .	<b>93 167 636</b>	<b>5 216 550</b>	<b>5 799 789</b>	<b>8 124 715</b>	<b>12 487 095</b>	<b>10 599 926</b>	<b>14 139 968</b>	<b>9 698 258</b>	<b>8 855 534</b>	<b>18 245 801</b>
<b>11</b>	<b>FORESTRY, FISHING, HUNTING, AND AGRICULTURE SUPPORT</b>										
	<b>Number of employees</b> . . . . .	<b>3 777</b>	<b>860</b>	<b>1 087</b>	(D)	<b>735</b>	(D)	—	—	—	—
	<b>Payroll, annual (\$1,000)</b> . . . . .	<b>93 434</b>	<b>17 565</b>	<b>23 403</b>	(D)	<b>18 406</b>	(D)	—	—	—	—
113	Forestry and logging										
	Number of employees . . . . .	2 713	(D)	(D)	(D)	(D)	(D)	—	—	—	—
	Payroll, annual (\$1,000) . . . . .	63 959	(D)	(D)	(D)	(D)	(D)	—	—	—	—
114	Fishing, hunting & trapping										
	Number of employees . . . . .	260	(D)	(D)	(D)	(D)	(D)	—	—	—	—
	Payroll, annual (\$1,000) . . . . .	10 829	(D)	(D)	(D)	(D)	(D)	—	—	—	—
115	Agriculture & forestry support activities										
	Number of employees . . . . .	804	(D)	(D)	(D)	(D)	187	—	—	—	—
	Payroll, annual (\$1,000) . . . . .	18 646	(D)	(D)	(D)	(D)	5 724	—	—	—	—
<b>21</b>	<b>MINING</b>										
	<b>Number of employees</b> . . . . .	<b>10 332</b>	(D)	(D)	(D)	<b>3 444</b>	<b>3 035</b>	<b>1 517</b>	(D)	—	—
	<b>Payroll, annual (\$1,000)</b> . . . . .	<b>394 763</b>	(D)	(D)	(D)	<b>116 111</b>	<b>119 659</b>	<b>61 450</b>	(D)	—	—
211	Oil & gas extraction										
	Number of employees . . . . .	285	37	(D)	(D)	(D)	—	(D)	—	—	—
	Payroll, annual (\$1,000) . . . . .	15 987	3 673	(D)	(D)	(D)	—	(D)	—	—	—
212	Mining (except oil & gas)										
	Number of employees . . . . .	9 149	(D)	(D)	(D)	2 957	2 759	(D)	(D)	—	—
	Payroll, annual (\$1,000) . . . . .	353 285	(D)	(D)	(D)	103 874	110 331	(D)	(D)	—	—
213	Mining support activities										
	Number of employees . . . . .	898	(D)	(D)	(D)	(D)	276	—	—	—	—
	Payroll, annual (\$1,000) . . . . .	25 491	(D)	(D)	(D)	(D)	9 328	—	—	—	—
<b>22</b>	<b>UTILITIES</b>										
	<b>Number of employees</b> . . . . .	<b>15 613</b>	(D)	(D)	(D)	<b>1 893</b>	(D)	<b>4 172</b>	<b>2 005</b>	(D)	(D)
	<b>Payroll, annual (\$1,000)</b> . . . . .	<b>964 020</b>	(D)	(D)	(D)	<b>96 526</b>	(D)	<b>268 119</b>	<b>109 722</b>	(D)	(D)
221	Utilities										
	Number of employees . . . . .	15 613	(D)	(D)	(D)	1 893	(D)	4 172	2 005	(D)	(D)
	Payroll, annual (\$1,000) . . . . .	964 020	(D)	(D)	(D)	96 526	(D)	268 119	109 722	(D)	(D)
<b>23</b>	<b>CONSTRUCTION</b>										
	<b>Number of employees</b> . . . . .	<b>184 490</b>	<b>21 025</b>	<b>24 673</b>	<b>28 942</b>	<b>41 866</b>	<b>26 273</b>	<b>24 396</b>	<b>12 100</b>	<b>5 215</b>	—
	<b>Payroll, annual (\$1,000)</b> . . . . .	<b>5 693 590</b>	<b>571 867</b>	<b>591 826</b>	<b>824 083</b>	<b>1 346 905</b>	<b>897 602</b>	<b>867 155</b>	<b>427 389</b>	<b>166 763</b>	—
233	Building, developing & general contracting										
	Number of employees . . . . .	44 799	7 729	7 718	7 304	8 510	5 518	5 044	2 976	—	—
	Payroll, annual (\$1,000) . . . . .	1 496 149	224 186	196 846	225 701	308 562	205 244	210 902	124 708	—	—
234	Heavy construction										
	Number of employees . . . . .	28 729	736	1 394	2 450	6 703	5 441	5 798	3 234	2 973	—
	Payroll, annual (\$1,000) . . . . .	968 903	24 466	37 881	75 766	226 653	205 752	203 881	107 195	87 309	—
235	Special trade contractors										
	Number of employees . . . . .	110 962	12 560	15 561	19 188	26 653	15 314	13 554	5 890	2 242	—
	Payroll, annual (\$1,000) . . . . .	3 228 538	323 215	357 099	522 616	811 690	486 606	452 372	195 486	79 454	—
<b>31-33</b>	<b>MANUFACTURING</b>										
	<b>Number of employees</b> . . . . .	<b>366 360</b>	<b>3 784</b>	<b>6 783</b>	<b>12 307</b>	<b>27 674</b>	<b>30 220</b>	<b>66 760</b>	<b>62 952</b>	<b>58 923</b>	<b>96 957</b>
	<b>Payroll, annual (\$1,000)</b> . . . . .	<b>12 423 621</b>	<b>148 341</b>	<b>167 225</b>	<b>337 565</b>	<b>825 380</b>	<b>931 515</b>	<b>2 111 146</b>	<b>1 962 574</b>	<b>1 963 715</b>	<b>3 976 160</b>
311	Food mfg										
	Number of employees . . . . .	34 219	232	533	916	1 791	2 137	5 620	4 908	9 458	8 624
	Payroll, annual (\$1,000) . . . . .	887 670	5 789	8 452	14 694	38 338	63 782	155 324	139 894	251 820	209 577
312	Beverage & tobacco product mfg										
	Number of employees . . . . .	11 397	28	84	(D)	395	542	(D)	1 572	(D)	(D)
	Payroll, annual (\$1,000) . . . . .	628 337	881	1 574	(D)	10 198	25 442	(D)	63 214	(D)	(D)
313	Textile mills										
	Number of employees . . . . .	19 479	42	(D)	(D)	256	757	2 744	4 034	3 756	7 811
	Payroll, annual (\$1,000) . . . . .	488 479	1 078	(D)	(D)	6 638	17 438	55 773	106 216	99 642	200 226
314	Textile product mills										
	Number of employees . . . . .	3 870	140	(D)	175	431	609	(D)	(D)	—	(D)
	Payroll, annual (\$1,000) . . . . .	92 118	3 593	(D)	3 483	9 044	12 176	(D)	(D)	—	(D)
315	Apparel manufacturing										
	Number of employees . . . . .	18 461	126	(D)	129	851	1 313	4 610	(D)	3 468	(D)
	Payroll, annual (\$1,000) . . . . .	326 406	4 393	(D)	1 638	13 860	19 619	64 842	(D)	57 227	(D)
316	Leather & allied product mfg										
	Number of employees . . . . .	231	(D)	(D)	—	(D)	—	(D)	—	—	—
	Payroll, annual (\$1,000) . . . . .	3 600	(D)	(D)	—	(D)	—	(D)	—	—	—
321	Wood product mfg										
	Number of employees . . . . .	21 678	242	572	1 740	4 380	3 699	5 281	3 200	(D)	(D)
	Payroll, annual (\$1,000) . . . . .	571 039	5 562	11 257	40 021	108 334	94 020	151 866	84 872	(D)	(D)
322	Paper mfg										
	Number of employees . . . . .	14 726	(D)	34	142	(D)	1 842	4 585	(D)	2 261	(D)
	Payroll, annual (\$1,000) . . . . .	650 016	(D)	1 293	4 567	(D)	62 608	182 144	(D)	112 142	(D)

Note: Employment-size classes are indicated as follows: A—0 to 19; B—20 to 99; C—100 to 249; E—250 to 499; F—500 to 999; G—1,000 to 2,499; H—2,500 to 4,999; I—5,000 to 9,999; J—10,000 to 24,999; K—25,000 to 49,999; L—50,000 to 99,999; M—100,000 or more.





**Table 3. The State—Employees and Annual Payroll by Employment-Size Class: 1999—Con.**

[Excludes most government employees, railroad employees, and self-employed persons. Size class 1 to 4 includes establishments with payroll, but no employees, during mid-March pay period. (D) denotes figures withheld to avoid disclosing data for individual companies; the data are included in broader industry totals. For explanation of terms, abbreviations, and data reliability/comparability, see introductory text]

NAICS code	Major group	Employment-size class									
		Total	1 to 4	5 to 9	10 to 19	20 to 49	50 to 99	100 to 249	250 to 499	500 to 999	1,000 or more
<b>44-45</b>	<b>RETAIL TRADE—Con.</b>										
451	Sporting goods, hobby, book & music stores										
	Number of employees .....	15 954	(D)	3 183	(D)	4 158	(D)	(D)	—	—	—
	Payroll, annual (\$1,000) .....	207 205	(D)	40 754	(D)	49 625	(D)	(D)	—	—	—
452	General merchandise stores										
	Number of employees .....	66 503	(D)	2 619	(D)	2 658	(D)	26 874	21 347	(D)	—
	Payroll, annual (\$1,000) .....	999 849	(D)	37 996	(D)	28 025	(D)	397 853	342 500	(D)	—
453	Miscellaneous store retailers										
	Number of employees .....	21 786	3 551	5 847	5 392	5 595	(D)	(D)	—	—	—
	Payroll, annual (\$1,000) .....	327 310	59 942	86 999	73 080	80 599	(D)	(D)	—	—	—
454	Nonstore retailers										
	Number of employees .....	17 358	1 002	1 609	2 307	2 649	(D)	1 704	(D)	2 198	(D)
	Payroll, annual (\$1,000) .....	470 054	29 288	38 309	57 931	71 147	(D)	45 010	(D)	69 048	(D)
<b>48-49</b>	<b>TRANSPORTATION &amp; WAREHOUSING</b>										
	<b>Number of employees .....</b>	<b>78 166</b>	<b>4 435</b>	<b>4 520</b>	<b>7 182</b>	<b>13 474</b>	<b>12 271</b>	<b>11 684</b>	<b>6 899</b>	<b>3 044</b>	<b>14 657</b>
	<b>Payroll, annual (\$1,000) .....</b>	<b>2 630 825</b>	<b>115 996</b>	<b>113 995</b>	<b>194 268</b>	<b>412 587</b>	<b>386 781</b>	<b>405 231</b>	<b>195 910</b>	<b>149 971</b>	<b>656 086</b>
481	Air transportation										
	Number of employees .....	15 451	(D)	(D)	194	(D)	(D)	(D)	1 759	(D)	(D)
	Payroll, annual (\$1,000) .....	705 255	(D)	(D)	5 072	(D)	(D)	(D)	70 860	(D)	(D)
483	Water transportation										
	Number of employees .....	1 586	(D)	(D)	(D)	(D)	275	(D)	—	(D)	—
	Payroll, annual (\$1,000) .....	95 049	(D)	(D)	(D)	(D)	16 540	(D)	—	(D)	—
484	Truck transportation										
	Number of employees .....	30 881	2 975	2 602	3 952	8 193	6 192	5 531	(D)	(D)	—
	Payroll, annual (\$1,000) .....	951 689	70 536	60 802	101 677	257 794	208 818	206 264	(D)	(D)	—
485	Transit & ground passenger transportation										
	Number of employees .....	5 166	245	(D)	(D)	1 002	1 626	(D)	(D)	—	—
	Payroll, annual (\$1,000) .....	91 088	3 680	(D)	(D)	17 545	30 706	(D)	(D)	—	—
486	Pipeline transportation										
	Number of employees .....	(F)	(D)	(D)	(D)	(D)	(D)	(D)	—	—	—
	Payroll, annual (\$1,000) .....	(D)	(D)	(D)	(D)	(D)	(D)	(D)	—	—	—
487	Scenic & sightseeing transportation										
	Number of employees .....	(C)	(D)	(D)	(D)	(D)	(D)	—	—	—	—
	Payroll, annual (\$1,000) .....	(D)	(D)	(D)	(D)	(D)	(D)	—	—	—	—
488	Transportation support activities										
	Number of employees .....	10 353	632	872	(D)	1 370	1 488	2 153	1 253	(D)	—
	Payroll, annual (\$1,000) .....	333 718	21 313	23 920	(D)	41 117	45 074	65 491	38 077	(D)	—
492	Couriers & messengers										
	Number of employees .....	11 324	242	(D)	(D)	1 158	1 353	1 650	1 482	—	(D)
	Payroll, annual (\$1,000) .....	314 903	7 354	(D)	(D)	32 011	32 843	46 800	30 453	—	(D)
493	Warehousing & storage										
	Number of employees .....	2 394	193	188	453	577	(D)	(D)	(D)	—	—
	Payroll, annual (\$1,000) .....	64 371	5 249	6 015	12 574	14 703	(D)	(D)	(D)	—	—
<b>51</b>	<b>INFORMATION</b>										
	<b>Number of employees .....</b>	<b>109 090</b>	<b>2 398</b>	<b>3 603</b>	<b>6 314</b>	<b>11 633</b>	<b>13 115</b>	<b>19 204</b>	<b>15 921</b>	<b>14 891</b>	<b>22 011</b>
	<b>Payroll, annual (\$1,000) .....</b>	<b>12 047 561</b>	<b>203 388</b>	<b>155 300</b>	<b>263 475</b>	<b>469 719</b>	<b>699 651</b>	<b>1 025 022</b>	<b>1 081 103</b>	<b>886 657</b>	<b>7 263 246</b>
511	Publishing industries										
	Number of employees .....	26 281	(D)	(D)	(D)	(D)	3 662	(D)	(D)	(D)	(D)
	Payroll, annual (\$1,000) .....	1 421 170	(D)	(D)	(D)	(D)	173 062	(D)	(D)	(D)	(D)
512	Motion picture & sound recording industries										
	Number of employees .....	5 819	(D)	(D)	(D)	(D)	1 447	565	(D)	—	—
	Payroll, annual (\$1,000) .....	124 648	(D)	(D)	(D)	(D)	20 528	20 150	(D)	—	—
513	Broadcasting & telecommunications										
	Number of employees .....	53 393	(D)	(D)	(D)	5 153	6 085	10 534	9 412	9 068	(D)
	Payroll, annual (\$1,000) .....	3 214 517	(D)	(D)	(D)	232 342	408 423	586 474	690 270	534 154	(D)
514	Information & data processing services										
	Number of employees .....	23 597	(D)	(D)	(D)	(D)	1 921	(D)	(D)	(D)	(D)
	Payroll, annual (\$1,000) .....	7 287 226	(D)	(D)	(D)	(D)	97 638	(D)	(D)	(D)	(D)
<b>52</b>	<b>FINANCE &amp; INSURANCE</b>										
	<b>Number of employees .....</b>	<b>136 580</b>	<b>10 534</b>	<b>15 651</b>	<b>15 097</b>	<b>16 327</b>	<b>12 559</b>	<b>13 533</b>	<b>13 607</b>	<b>18 895</b>	<b>20 377</b>
	<b>Payroll, annual (\$1,000) .....</b>	<b>5 822 432</b>	<b>431 121</b>	<b>488 888</b>	<b>546 857</b>	<b>742 226</b>	<b>605 396</b>	<b>609 725</b>	<b>605 950</b>	<b>903 509</b>	<b>888 760</b>
521	Monetary authorities - central bank										
	Number of employees .....	(G)	—	—	—	—	—	—	—	—	(D)
	Payroll, annual (\$1,000) .....	(D)	—	—	—	—	—	—	—	—	(D)
522	Credit intermediation & related activities										
	Number of employees .....	76 431	3 610	10 889	10 334	9 027	6 287	6 957	8 103	11 238	9 986
	Payroll, annual (\$1,000) .....	3 049 109	147 561	282 784	300 134	329 325	281 126	282 303	345 940	602 324	477 612
523	Security, commodity contracts & like activity										
	Number of employees .....	8 976	(D)	987	1 262	2 008	1 491	(D)	(D)	—	—
	Payroll, annual (\$1,000) .....	758 014	(D)	71 248	103 685	186 483	123 476	(D)	(D)	—	—
524	Insurance carriers & related activities										
	Number of employees .....	47 399	5 661	3 635	3 407	5 140	4 781	5 133	(D)	7 657	(D)
	Payroll, annual (\$1,000) .....	1 851 487	193 689	129 616	140 263	217 931	200 794	219 029	(D)	301 185	(D)

Note: Employment-size classes are indicated as follows: A—0 to 19; B—20 to 99; C—100 to 249; E—250 to 499; F—500 to 2,499; H—2,500 to 4,999; I—5,000 to 9,999; J—10,000 to 24,999; K—25,000 to 49,999; L—50,000 to 99,999; M—100,000 or more.

**Table 3. The State—Employees and Annual Payroll by Employment-Size Class: 1999—Con.**

[Excludes most government employees, railroad employees, and self-employed persons. Size class 1 to 4 includes establishments with payroll, but no employees, during mid-March pay period. (D) denotes figures withheld to avoid disclosing data for individual companies; the data are included in broader industry totals. For explanation of terms, abbreviations, and data reliability/comparability, see introductory text]

NAICS code	Major group	Total	Employment-size class								
			1 to 4	5 to 9	10 to 19	20 to 49	50 to 99	100 to 249	250 to 499	500 to 999	1,000 or more
<b>52</b>	<b>FINANCE &amp; INSURANCE—Con.</b>										
525	Funds, trusts, & other financial vehicles (part)										
	Number of employees .....	(G)	(D)	140	94	152	—	(D)	(D)	—	(D)
	Payroll, annual (\$1,000) .....	(D)	(D)	5 240	2 775	8 487	—	(D)	(D)	—	(D)
<b>53</b>	<b>REAL ESTATE &amp; RENTAL &amp; LEASING</b>										
	Number of employees .....	<b>50 156</b>	<b>7 914</b>	<b>8 708</b>	<b>8 459</b>	<b>7 624</b>	<b>4 699</b>	<b>6 028</b>	(D)	(D)	(D)
	Payroll, annual (\$1,000) .....	<b>1 405 271</b>	<b>222 931</b>	<b>204 488</b>	<b>198 185</b>	<b>227 515</b>	<b>144 398</b>	<b>218 671</b>	(D)	(D)	(D)
531	Real estate										
	Number of employees .....	34 203	(D)	5 243	4 753	4 780	3 216	4 482	(D)	(D)	(D)
	Payroll, annual (\$1,000) .....	1 046 885	(D)	138 650	132 533	160 934	91 281	190 993	(D)	(D)	(D)
532	Rental & leasing services										
	Number of employees .....	15 639	(D)	3 426	3 660	2 696	(D)	1 546	(D)	(D)	—
	Payroll, annual (\$1,000) .....	346 423	(D)	63 767	64 134	62 672	(D)	27 678	(D)	(D)	—
533	Lessors of other nonfinancial intangible asset										
	Number of employees .....	314	(D)	39	46	148	(D)	—	—	—	—
	Payroll, annual (\$1,000) .....	11 963	(D)	2 071	1 518	3 909	(D)	—	—	—	—
<b>54</b>	<b>PROFESSIONAL, SCIENTIFIC &amp; TECHNICAL SERVICES</b>										
	Number of employees .....	<b>271 952</b>	<b>20 206</b>	<b>19 914</b>	<b>25 726</b>	<b>36 381</b>	<b>34 475</b>	<b>49 316</b>	<b>37 613</b>	<b>23 038</b>	<b>25 283</b>
	Payroll, annual (\$1,000) .....	<b>14 413 198</b>	<b>1 009 833</b>	<b>806 501</b>	<b>1 165 083</b>	<b>1 857 447</b>	<b>1 965 888</b>	<b>2 478 382</b>	<b>2 018 230</b>	<b>1 300 035</b>	<b>1 811 799</b>
541	Professional, scientific & technical services										
	Number of employees .....	271 952	20 206	19 914	25 726	36 381	34 475	49 316	37 613	23 038	25 283
	Payroll, annual (\$1,000) .....	14 413 198	1 009 833	806 501	1 165 083	1 857 447	1 965 888	2 478 382	2 018 230	1 300 035	1 811 799
<b>55</b>	<b>MANAGEMENT OF COMPANIES &amp; ENTERPRISES</b>										
	Number of employees .....	<b>54 705</b>	<b>800</b>	<b>1 446</b>	<b>2 691</b>	<b>5 300</b>	<b>5 467</b>	<b>9 364</b>	<b>9 497</b>	<b>12 222</b>	<b>7 918</b>
	Payroll, annual (\$1,000) .....	<b>3 523 343</b>	<b>96 975</b>	<b>104 310</b>	<b>181 825</b>	<b>301 367</b>	<b>385 250</b>	<b>613 052</b>	<b>553 533</b>	<b>832 672</b>	<b>454 359</b>
551	Management of companies & enterprises										
	Number of employees .....	54 705	800	1 446	2 691	5 300	5 467	9 364	9 497	12 222	7 918
	Payroll, annual (\$1,000) .....	3 523 343	96 975	104 310	181 825	301 367	385 250	613 052	553 533	832 672	454 359
<b>56</b>	<b>ADMIN, SUPPORT, WASTE MGT, REMEDIATION SERVICES</b>										
	Number of employees .....	<b>211 476</b>	<b>8 203</b>	<b>9 996</b>	<b>14 812</b>	<b>23 447</b>	<b>26 623</b>	<b>47 418</b>	<b>31 036</b>	<b>30 302</b>	<b>19 639</b>
	Payroll, annual (\$1,000) .....	<b>4 743 399</b>	<b>267 698</b>	<b>239 072</b>	<b>359 798</b>	<b>602 186</b>	<b>576 699</b>	<b>1 101 888</b>	<b>592 733</b>	<b>623 736</b>	<b>379 589</b>
561	Administrative & support services										
	Number of employees .....	203 555	7 903	(D)	14 062	21 846	25 978	45 325	(D)	30 302	(D)
	Payroll, annual (\$1,000) .....	4 433 009	259 739	(D)	340 103	551 335	556 797	1 030 846	(D)	623 736	(D)
562	Waste management & remediation services										
	Number of employees .....	7 921	300	(D)	750	1 601	645	2 093	(D)	—	(D)
	Payroll, annual (\$1,000) .....	310 390	7 959	(D)	19 695	50 851	19 902	71 042	(D)	—	(D)
<b>61</b>	<b>EDUCATIONAL SERVICES</b>										
	Number of employees .....	<b>50 105</b>	<b>1 358</b>	<b>1 940</b>	<b>3 174</b>	<b>7 206</b>	<b>6 616</b>	<b>6 419</b>	<b>4 735</b>	<b>9 559</b>	<b>9 098</b>
	Payroll, annual (\$1,000) .....	<b>1 048 095</b>	<b>36 581</b>	<b>36 613</b>	<b>61 898</b>	<b>142 403</b>	<b>138 786</b>	<b>150 180</b>	<b>96 398</b>	<b>185 940</b>	<b>199 296</b>
611	Educational services										
	Number of employees .....	50 105	1 358	1 940	3 174	7 206	6 616	6 419	4 735	9 559	9 098
	Payroll, annual (\$1,000) .....	1 048 095	36 581	36 613	61 898	142 403	138 786	150 180	96 398	185 940	199 296
<b>62</b>	<b>HEALTH CARE AND SOCIAL ASSISTANCE</b>										
	Number of employees .....	<b>296 012</b>	<b>13 256</b>	<b>22 689</b>	<b>29 316</b>	<b>40 840</b>	<b>23 489</b>	<b>43 966</b>	<b>27 766</b>	<b>24 619</b>	<b>70 071</b>
	Payroll, annual (\$1,000) .....	<b>8 688 478</b>	<b>548 101</b>	<b>821 134</b>	<b>1 018 841</b>	<b>1 202 092</b>	<b>546 589</b>	<b>915 218</b>	<b>655 610</b>	<b>739 896</b>	<b>2 240 997</b>
621	Ambulatory health care services										
	Number of employees .....	99 820	10 574	18 415	19 372	21 155	9 073	9 918	5 201	(D)	(D)
	Payroll, annual (\$1,000) .....	4 043 735	482 642	756 095	874 018	923 894	317 479	295 028	158 989	(D)	(D)
622	Hospitals										
	Number of employees .....	104 474	(D)	(D)	—	81	411	5 522	11 070	18 669	(D)
	Payroll, annual (\$1,000) .....	3 204 913	(D)	(D)	—	3 672	10 630	146 482	306 596	552 544	(D)
623	Nursing & residential care facilities										
	Number of employees .....	49 877	(D)	(D)	2 074	6 180	8 874	22 657	(D)	—	—
	Payroll, annual (\$1,000) .....	861 497	(D)	(D)	35 792	88 582	140 141	403 533	(D)	—	—
624	Social assistance										
	Number of employees .....	41 841	(D)	(D)	7 870	13 424	5 131	5 869	(D)	(D)	—
	Payroll, annual (\$1,000) .....	578 333	(D)	(D)	109 031	185 944	78 339	70 175	(D)	(D)	—

Note: Employment-size classes are indicated as follows: A—0 to 19; B—20 to 99; C—100 to 249; E—250 to 499; F—500 to 999; G—1,000 to 2,499; H—2,500 to 4,999; I—5,000 to 9,999; J—10,000 to 24,999; K—25,000 to 49,999; L—50,000 to 99,999; M—100,000 or more.

**Table 3. The State—Employees and Annual Payroll by Employment-Size Class: 1999—Con.**

[Excludes most government employees, railroad employees, and self-employed persons. Size class 1 to 4 includes establishments with payroll, but no employees, during mid-March pay period. (D) denotes figures withheld to avoid disclosing data for individual companies; the data are included in broader industry totals. For explanation of terms, abbreviations, and data reliability/comparability, see introductory text]

NAICS code	Major group	Total	Employment-size class									
			1 to 4	5 to 9	10 to 19	20 to 49	50 to 99	100 to 249	250 to 499	500 to 999	1,000 or more	
<b>71</b>	<b>ARTS, ENTERTAINMENT &amp; RECREATION</b>											
	Number of employees .....	38 011	1 751	1 981	3 552	9 615	7 217	6 071	(D)	(D)	5 308	
	Payroll, annual (\$1,000) .....	686 761	55 923	30 672	60 845	137 345	115 470	139 320	(D)	(D)	84 187	
711	Performing arts, spectator sports & related industries											
	Number of employees .....	6 536	614	(D)	(D)	1 014	(D)	1 398	(D)	(D)	—	
	Payroll, annual (\$1,000) .....	241 592	27 961	(D)	(D)	28 161	(D)	81 532	(D)	(D)	—	
712	Museums, historical sites & like institutions											
	Number of employees .....	4 199	145	(D)	(D)	555	(D)	491	(D)	—	(D)	
	Payroll, annual (\$1,000) .....	94 222	2 467	(D)	(D)	10 120	(D)	9 591	(D)	—	(D)	
713	Amusement, gambling & recreation industries											
	Number of employees .....	27 276	992	1 399	(D)	8 046	5 177	4 182	(D)	(D)	(D)	
	Payroll, annual (\$1,000) .....	350 947	25 495	19 667	(D)	99 064	70 280	48 197	(D)	(D)	(D)	
<b>72</b>	<b>ACCOMMODATION &amp; FOOD SERVICES</b>											
	Number of employees .....	237 305	6 538	14 340	34 137	91 069	52 484	24 470	(D)	(D)	—	
	Payroll, annual (\$1,000) .....	2 733 152	149 720	156 590	370 110	929 467	571 114	321 082	(D)	(D)	—	
721	Accommodation											
	Number of employees .....	40 962	856	1 176	4 376	9 499	5 313	8 602	7 217	3 923	—	
	Payroll, annual (\$1,000) .....	646 313	22 670	15 704	56 954	124 730	79 929	152 185	135 718	58 423	—	
722	Food services & drinking places											
	Number of employees .....	196 343	5 682	13 164	29 761	81 570	47 171	15 868	(D)	(D)	—	
	Payroll, annual (\$1,000) .....	2 086 839	127 050	140 886	313 156	804 737	491 185	168 897	(D)	(D)	—	
<b>81</b>	<b>OTHER SERVICES (EXCEPT PUBLIC ADMINISTRATION)</b>											
	Number of employees .....	146 758	22 972	28 115	30 348	28 599	15 922	11 851	3 689	(D)	(D)	
	Payroll, annual (\$1,000) .....	3 332 011	432 036	522 208	650 148	661 334	395 385	414 449	100 494	(D)	(D)	
811	Repair & maintenance											
	Number of employees .....	34 227	7 501	8 171	7 879	5 982	2 101	2 593	—	—	—	
	Payroll, annual (\$1,000) .....	949 979	174 345	205 225	223 796	178 865	77 803	89 945	—	—	—	
812	Personal & laundry services											
	Number of employees .....	37 332	5 759	8 182	9 842	7 176	3 169	2 127	1 077	—	—	
	Payroll, annual (\$1,000) .....	616 090	96 655	121 203	159 305	117 706	55 686	45 276	20 259	—	—	
813	Religious, grantmaking, civic, prof & like organizations											
	Number of employees .....	75 199	9 712	11 762	12 627	15 441	10 652	7 131	2 612	(D)	(D)	
	Payroll, annual (\$1,000) .....	1 765 942	161 036	195 780	267 047	364 763	261 896	279 228	80 235	(D)	(D)	
<b>95</b>	<b>AUXILIARIES (EXC CORPORATE, SUBSIDIARY &amp; REGIONAL MGT)</b>											
	Number of employees .....	24 911	188	544	1 010	1 936	1 713	3 018	5 103	11 399	—	
	Payroll, annual (\$1,000) .....	792 407	13 611	29 823	48 600	74 707	88 791	115 228	116 776	304 871	—	
<b>99</b>	<b>UNCLASSIFIED ESTABLISHMENTS</b>											
	Number of employees .....	2 476	(D)	(D)	(D)	118	(D)	—	—	—	—	
	Payroll, annual (\$1,000) .....	61 990	(D)	(D)	(D)	919	(D)	—	—	—	—	

Note: Employment-size classes are indicated as follows: A—0 to 19; B—20 to 99; C—100 to 249; E—250 to 499; F—500 to 999; G—1,000 to 2,499; H—2,500 to 4,999; I—5,000 to 9,999; J—10,000 to 24,999; K—25,000 to 49,999; L—50,000 to 99,999; M—100,000 or more.

**Table 4. The State—Establishments With 1,000 Employees or More by Major Group and Employment-Size Class: 1999**

[Excludes most government employees, railroad employees, and self-employed persons. For explanation of terms, abbreviations, and data reliability/comparability, see introductory text]

NAICS code	Major group	Total number of establishments	Number of establishments by employment-size class			
			1,000 to 1,499	1,500 to 2,499	2,500 to 4,999	5,000 or more
	<b>Total</b> .....	<b>153</b>	<b>72</b>	<b>61</b>	<b>13</b>	<b>7</b>
<b>22</b>	<b>Utilities</b> .....	<b>1</b>	<b>1</b>	—	—	—
221	Utilities .....	1	1	—	—	—
<b>31-33</b>	<b>Manufacturing</b> .....	<b>46</b>	<b>22</b>	<b>19</b>	<b>3</b>	<b>2</b>
311	Food mfg .....	5	1	4	—	—
312	Beverage & tobacco product mfg .....	1	—	—	—	1
313	Textile mills .....	4	3	—	1	—
314	Textile product mills .....	1	1	—	—	—
315	Apparel manufacturing .....	3	1	2	—	—
321	Wood product mfg .....	1	1	—	—	—
322	Paper mfg .....	2	—	2	—	—
325	Chemical mfg .....	7	5	2	—	—
326	Plastics & rubber products mfg .....	3	2	—	1	—
331	Primary metal mfg .....	1	1	—	—	—
332	Fabricated metal product mfg .....	1	1	—	—	—
333	Machinery mfg .....	1	—	—	1	—
334	Computer & electronic product mfg .....	7	1	6	—	—
335	Electrical equip, appliance & component mfg .....	2	1	1	—	—
336	Transportation equipment mfg .....	5	2	2	—	1
337	Furniture & related product mfg .....	2	2	—	—	—
<b>42</b>	<b>Wholesale trade</b> .....	<b>1</b>	—	<b>1</b>	—	—
422	Wholesale trade, nondurable goods .....	1	—	1	—	—
<b>44-45</b>	<b>Retail trade</b> .....	<b>1</b>	—	<b>1</b>	—	—
454	Nonstore retailers .....	1	—	1	—	—
<b>48-49</b>	<b>Transportation &amp; warehousing</b> .....	<b>5</b>	<b>2</b>	<b>1</b>	<b>1</b>	<b>1</b>
481	Air transportation .....	4	2	1	—	1
492	Couriers & messengers .....	1	—	—	1	—
<b>51</b>	<b>Information</b> .....	<b>11</b>	<b>8</b>	<b>2</b>	—	<b>1</b>
511	Publishing industries .....	2	1	1	—	—
513	Broadcasting & telecommunications .....	6	5	1	—	—
514	Information & data processing services .....	3	2	—	—	1
<b>52</b>	<b>Finance &amp; insurance</b> .....	<b>13</b>	<b>9</b>	<b>3</b>	<b>1</b>	—
521	Monetary authorities - central bank .....	1	1	—	—	—
522	Credit intermediation & related activities .....	7	5	2	—	—
524	Insurance carriers & related activities .....	4	2	1	1	—
525	Funds, trusts, & other financial vehicles (part) .....	1	1	—	—	—
<b>53</b>	<b>Real estate &amp; rental &amp; leasing</b> .....	<b>1</b>	<b>1</b>	—	—	—
531	Real estate .....	1	1	—	—	—
<b>54</b>	<b>Professional, scientific &amp; technical services</b> .....	<b>14</b>	<b>6</b>	<b>7</b>	—	<b>1</b>
541	Professional, scientific & technical services .....	14	6	7	—	1
<b>55</b>	<b>Management of companies &amp; enterprises</b> .....	<b>3</b>	<b>1</b>	<b>1</b>	—	<b>1</b>
551	Management of companies & enterprises .....	3	1	1	—	1
<b>56</b>	<b>Admin, support, waste mgt, remediation services</b> .....	<b>12</b>	<b>6</b>	<b>5</b>	<b>1</b>	—
561	Administrative & support services .....	11	6	4	1	—
562	Waste management & remediation services .....	1	—	1	—	—
<b>61</b>	<b>Educational services</b> .....	<b>5</b>	—	<b>5</b>	—	—
611	Educational services .....	5	—	5	—	—
<b>62</b>	<b>Health care and social assistance</b> .....	<b>36</b>	<b>15</b>	<b>14</b>	<b>6</b>	<b>1</b>
621	Ambulatory health care services .....	1	1	—	—	—
622	Hospitals .....	35	14	14	6	1
<b>71</b>	<b>Arts, entertainment &amp; recreation</b> .....	<b>3</b>	<b>1</b>	<b>2</b>	—	—
712	Museums, historical sites & like institutions .....	1	1	—	—	—
713	Amusement, gambling & recreation industries .....	2	—	2	—	—
<b>81</b>	<b>Other services (except public administration)</b> .....	<b>1</b>	—	—	<b>1</b>	—
813	Religious, grantmaking, civic, prof & like organizations .....	1	—	—	1	—



**Table 5. The State—Employees, Payroll, and Establishments by County: 1999 and 1998—Con.**

[Excludes most government employees, railroad employees, and self-employed persons. (D) denotes figures withheld to avoid disclosing data for individual companies; the data are included in broader industry totals. For explanation of terms, abbreviations, and data reliability/comparability, see introductory text]

County	1999				1998			
	Number of establishments	Number of employees for week including March 12	Payroll (\$1,000)		Number of establishments	Number of employees for week including March 12	Payroll (\$1,000)	
			First quarter	Annual			First quarter	Annual
Washington .....	1 160	14 097	71 493	316 468	1 153	13 808	69 348	305 042
Westmoreland .....	373	2 369	8 585	40 219	371	2 549	9 072	39 841
Wise .....	917	9 303	52 750	222 026	938	9 188	49 933	213 048
Wythe .....	714	8 831	42 622	181 298	728	8 698	40 962	170 523
York .....	1 181	13 521	53 599	248 557	1 165	13 577	53 197	250 298
Alexandria (IC) .....	4 614	77 168	675 210	2 965 168	4 571	75 301	644 709	2 798 891
Bedford (IC) .....	495	6 003	30 440	131 943	483	5 998	30 657	126 491
Bristol (IC) .....	688	14 967	86 410	346 452	688	13 788	79 660	318 167
Buena Vista (IC) .....	119	2 139	11 530	46 098	121	1 953	10 090	43 801
Charlottesville (IC) .....	2 261	41 114	281 099	1 223 107	2 209	39 473	266 507	1 162 366
Chesapeake (IC) .....	4 450	70 784	379 217	1 686 643	4 431	67 765	352 844	1 544 593
Clifton Forge (IC) .....	134	1 334	5 098	20 683	130	1 214	4 655	19 378
Colonial Heights (IC) .....	645	10 450	43 396	186 345	656	9 414	38 418	164 405
Covington (IC) .....	265	4 624	38 913	157 041	262	4 667	37 536	150 582
Danville (IC) .....	1 492	26 866	155 972	655 637	1 494	25 915	149 738	621 059
Emporia (IC) .....	268	4 413	19 687	93 447	268	4 021	21 696	92 455
Fairfax (IC) .....	2 132	35 756	344 575	1 499 275	2 108	32 986	322 687	1 348 890
Falls Church (IC) .....	865	14 246	123 270	526 336	836	13 598	112 961	488 078
Franklin (IC) .....	237	3 124	14 205	58 931	223	2 865	12 625	54 529
Fredericksburg (IC) .....	1 585	21 426	116 014	522 224	1 484	20 208	106 781	469 814
Galax (IC) .....	324	7 872	36 787	162 131	316	7 654	33 853	151 929
Hampton (IC) .....	2 467	48 646	257 517	1 082 405	2 503	46 772	242 249	1 024 629
Harrisonburg (IC) .....	1 483	23 859	127 714	540 150	1 435	23 203	116 900	499 866
Hopewell (IC) .....	477	8 104	62 753	268 159	474	7 931	65 493	278 120
Lexington (IC) .....	446	5 674	21 438	94 851	435	5 573	20 200	89 026
Lynchburg (IC) .....	2 510	54 272	357 796	1 587 611	2 391	51 457	345 413	1 434 399
Manassas (IC) .....	1 759	21 652	170 990	765 004	1 568	20 894	171 294	720 476
Manassas Park (IC) .....	146	2 059	13 885	70 732	129	1 983	12 250	59 635
Martinsville (IC) .....	761	17 740	98 130	407 299	743	18 055	99 429	410 652
Newport News (IC) .....	3 717	84 667	538 542	2 242 726	3 753	85 522	533 153	2 255 955
Norfolk (IC) .....	5 378	116 011	768 769	3 296 463	5 454	113 834	741 516	3 097 533
Norton (IC) .....	296	4 755	28 442	125 412	287	4 763	28 476	123 037
Petersburg (IC) .....	900	13 213	78 566	354 597	869	13 287	78 881	328 380
Poquoson (IC) .....	170	1 385	5 276	23 958	174	1 226	4 772	20 762
Portsmouth (IC) .....	1 703	25 119	139 580	595 495	1 736	24 644	141 287	585 822
Radford (IC) .....	363	6 726	42 002	192 890	348	6 429	40 060	161 313
Richmond (IC) .....	7 281	157 169	1 321 427	5 396 982	7 504	159 003	1 327 671	5 327 360
Roanoke (IC) .....	4 136	74 556	450 359	1 917 574	4 106	72 622	420 659	1 787 516
Salem (IC) .....	954	23 102	153 351	645 172	963	22 047	141 457	598 863
Staunton (IC) .....	888	11 729	56 019	241 055	863	10 863	52 003	222 056
Suffolk (IC) .....	1 136	16 229	89 930	381 757	1 120	15 043	79 776	359 451
Virginia Beach (IC) .....	10 185	139 147	731 075	3 223 978	9 989	132 973	668 906	2 968 205
Waynesboro (IC) .....	625	10 313	69 953	294 947	583	11 160	75 206	315 562
Williamsburg (IC) .....	775	16 551	91 842	412 851	729	15 520	84 190	374 172
Winchester (IC) .....	1 220	23 205	145 101	632 328	1 217	22 007	135 970	584 000
<b>Statewide .....</b>	<b>37</b>	<b>1 359</b>	<b>10 601</b>	<b>47 669</b>	<b>22</b>	<b>1 421</b>	<b>9 399</b>	<b>38 544</b>

Note: Employment-size classes are indicated as follows: A—0 to 19; B—20 to 99; C—100 to 249; E—250 to 499; F—500 to 999; G—1,000 to 2,499; H—2,500 to 4,999; I—5,000 to 9,999; J—10,000 to 24,999; K—25,000 to 49,999; L—50,000 to 99,999; M—100,000 or more.

**Table 6. Counties—Employees, Payroll, and Establishments by Industry: 1999**

[Excludes most government employees, railroad employees, and self-employed persons. Size class 1 to 4 includes establishments with payroll, but no employees, during mid-March pay period. (D) denotes figures withheld to avoid disclosing data for individual companies; the data are included in broader industry totals. Detailed industries with 100 or more employees are shown if industry was not a (D). For explanation of terms, abbreviations, and data reliability/comparability, see introductory text]

NAICS code	Industry	Number of employees for week including March 12	Payroll (\$1,000)		Total number of establishments	Number of establishments by employment-size class									
			First quarter	Annual		1 to 4	5 to 9	10 to 19	20 to 49	50 to 99	100 to 249	250 to 499	500 to 999	1,000 or more	
<b>ACCOMACK</b>															
	<b>Total</b>	<b>9 050</b>	<b>37 307</b>	<b>163 494</b>	<b>823</b>	<b>479</b>	<b>183</b>	<b>85</b>	<b>57</b>	<b>10</b>	<b>7</b>	<b>-</b>	<b>1</b>	<b>1</b>	
<b>11</b>	<b>Forestry, fishing, hunting, and agriculture support</b>	(B)	(D)	(D)	<b>8</b>	<b>6</b>	-	<b>2</b>	-	-	-	-	-	-	
<b>21</b>	<b>Mining</b>	(B)	(D)	(D)	<b>1</b>	-	-	-	<b>1</b>	-	-	-	-	-	
<b>22</b>	<b>Utilities</b>	(B)	(D)	(D)	<b>2</b>	<b>1</b>	-	-	<b>1</b>	-	-	-	-	-	
<b>23</b>	<b>Construction</b>	<b>440</b>	<b>1 841</b>	<b>8 891</b>	<b>97</b>	<b>67</b>	<b>21</b>	<b>5</b>	<b>4</b>	-	-	-	-	-	
233	Building, developing & general contracting	132	453	2 094	37	26	9	2	-	-	-	-	-	-	
2332	Residential building construction	121	411	1 911	32	22	8	2	-	-	-	-	-	-	
23321	Single-family housing construction	121	411	1 911	32	22	8	2	-	-	-	-	-	-	
233210	Single-family housing construction	121	411	1 911	32	22	8	2	-	-	-	-	-	-	
234	Heavy construction	111	534	2 964	11	4	5	-	2	-	-	-	-	-	
235	Special trade contractors	197	854	3 833	49	37	7	3	2	-	-	-	-	-	
<b>31-33</b>	<b>Manufacturing</b>	<b>3 291</b>	<b>12 174</b>	<b>50 446</b>	<b>33</b>	<b>11</b>	<b>5</b>	<b>10</b>	<b>2</b>	<b>1</b>	<b>2</b>	-	<b>1</b>	<b>1</b>	
311	Food mfg	2 966	11 114	45 593	14	3	3	4	-	1	1	-	1	1	
3116	Animal slaughtering & processing	(H)	(D)	(D)	4	-	-	1	-	1	-	-	1	1	
31161	Animal slaughtering & processing	(H)	(D)	(D)	4	-	-	1	-	1	-	-	1	1	
3117	Seafood product preparation & packaging	(C)	(D)	(D)	8	3	2	2	-	-	1	-	-	-	
31171	Seafood product preparation & packaging	(C)	(D)	(D)	8	3	2	2	-	-	1	-	-	-	
315	Apparel manufacturing	(C)	(D)	(D)	1	-	-	-	-	-	1	-	-	-	
3152	Cut & sew apparel mfg	(C)	(D)	(D)	1	-	-	-	-	-	1	-	-	-	
31521	Cut & sew apparel contractors	(C)	(D)	(D)	1	-	-	-	-	-	1	-	-	-	
<b>42</b>	<b>Wholesale trade</b>	<b>225</b>	<b>1 260</b>	<b>5 223</b>	<b>32</b>	<b>18</b>	<b>7</b>	<b>5</b>	<b>2</b>	-	-	-	-	-	
422	Wholesale trade, nondurable goods	181	1 088	4 456	24	13	6	3	2	-	-	-	-	-	
4224	Grocery & related product whse	106	553	2 266	15	7	5	2	1	-	-	-	-	-	
<b>44-45</b>	<b>Retail trade</b>	<b>1 263</b>	<b>4 475</b>	<b>20 311</b>	<b>191</b>	<b>99</b>	<b>53</b>	<b>24</b>	<b>14</b>	<b>1</b>	-	-	-	-	
441	Motor vehicle & parts dealers	104	496	2 312	23	14	8	1	-	-	-	-	-	-	
445	Food & beverage stores	327	943	4 466	34	16	9	2	6	1	-	-	-	-	
4451	Grocery stores	311	880	4 163	25	8	2	2	6	1	-	-	-	-	
44511	Grocery (except convenience) stores	254	653	2 979	12	3	1	1	6	1	-	-	-	-	
445110	Grocery (except convenience) stores	254	653	2 979	12	3	1	1	6	1	-	-	-	-	
447	Gasoline stations	143	360	1 597	26	12	10	4	-	-	-	-	-	-	
4471	Gasoline stations	143	360	1 597	26	12	10	4	-	-	-	-	-	-	
44711	Gasoline stations with convenience stores	115	280	1 280	18	5	9	4	-	-	-	-	-	-	
447110	Gasoline stations with convenience stores	115	280	1 280	18	5	9	4	-	-	-	-	-	-	
448	Clothing & clothing accessories stores	139	312	1 323	19	9	5	2	3	-	-	-	-	-	
4481	Clothing stores	114	260	1 053	13	6	3	1	3	-	-	-	-	-	
454	Nonstore retailers	148	860	3 810	13	4	1	6	2	-	-	-	-	-	
4543	Direct selling establishments	(C)	(D)	(D)	11	3	1	6	1	-	-	-	-	-	
45431	Fuel dealers	(C)	(D)	(D)	10	3	-	6	1	-	-	-	-	-	
<b>48-49</b>	<b>Transportation &amp; warehousing</b>	<b>124</b>	<b>788</b>	<b>3 617</b>	<b>30</b>	<b>21</b>	<b>6</b>	<b>2</b>	<b>1</b>	-	-	-	-	-	
484	Truck transportation	113	730	3 368	24	16	6	1	1	-	-	-	-	-	
<b>51</b>	<b>Information</b>	<b>93</b>	<b>703</b>	<b>2 765</b>	<b>13</b>	<b>8</b>	<b>2</b>	<b>1</b>	<b>2</b>	-	-	-	-	-	
<b>52</b>	<b>Finance &amp; insurance</b>	<b>257</b>	<b>1 959</b>	<b>7 139</b>	<b>37</b>	<b>18</b>	<b>14</b>	<b>2</b>	<b>2</b>	<b>1</b>	-	-	-	-	
522	Credit intermediation & related activities	183	1 638	5 219	23	9	11	1	1	1	-	-	-	-	
5221	Depository credit intermediation	(C)	(D)	(D)	19	6	10	1	1	1	-	-	-	-	
52211	Commercial banking	130	1 339	3 919	16	6	8	1	-	1	-	-	-	-	
522110	Commercial banking	130	1 339	3 919	16	6	8	1	-	1	-	-	-	-	
<b>53</b>	<b>Real estate &amp; rental &amp; leasing</b>	<b>88</b>	<b>296</b>	<b>1 406</b>	<b>29</b>	<b>21</b>	<b>7</b>	<b>1</b>	-	-	-	-	-	-	
<b>54</b>	<b>Professional, scientific &amp; technical services</b>	<b>534</b>	<b>4 302</b>	<b>17 331</b>	<b>55</b>	<b>38</b>	<b>7</b>	<b>4</b>	<b>3</b>	<b>3</b>	-	-	-	-	
541	Professional, scientific & technical services	534	4 302	17 331	55	38	7	4	3	3	-	-	-	-	
5413	Architectural, engineering & related services	163	1 467	6 078	9	4	2	1	1	1	-	-	-	-	
54133	Engineering services	152	1 426	5 907	6	2	1	1	1	1	-	-	-	-	
541330	Engineering services	152	1 426	5 907	6	2	1	1	1	1	-	-	-	-	
5415	Computer systems design & related services	249	2 239	8 677	8	3	1	1	1	2	-	-	-	-	
54151	Computer systems design & related services	249	2 239	8 677	8	3	1	1	1	2	-	-	-	-	
<b>55</b>	<b>Management of companies &amp; enterprises</b>	(B)	(D)	(D)	<b>3</b>	<b>2</b>	-	-	-	<b>1</b>	-	-	-	-	
<b>56</b>	<b>Admin, support, waste mgt, remediation services</b>	<b>399</b>	<b>1 817</b>	<b>8 725</b>	<b>27</b>	<b>15</b>	<b>5</b>	<b>3</b>	<b>1</b>	<b>1</b>	<b>2</b>	-	-	-	
561	Administrative & support services	(E)	(D)	(D)	26	15	5	3	1	1	1	-	-	-	
5617	Services to buildings & dwellings	204	756	3 859	17	9	5	1	1	-	1	-	-	-	
56172	Janitorial services	163	657	3 326	7	4	1	-	1	-	1	-	-	-	
561720	Janitorial services	163	657	3 326	7	4	1	-	1	-	1	-	-	-	
562	Waste management & remediation services	(C)	(D)	(D)	1	-	-	-	-	-	1	-	-	-	
5621	Waste collection	(C)	(D)	(D)	1	-	-	-	-	-	1	-	-	-	
56211	Waste collection	(C)	(D)	(D)	1	-	-	-	-	-	1	-	-	-	
<b>61</b>	<b>Educational services</b>	(A)	(D)	(D)	<b>2</b>	<b>1</b>	-	<b>1</b>	-	-	-	-	-	-	

Note: Employment-size classes are indicated as follows: A—0 to 19; B—20 to 99; C—100 to 249; E—250 to 499; F—500 to 999; G—1,000 to 2,499; H—2,500 to 4,999; I—5,000 to 9,999; J—10,000 to 24,999; K—25,000 to 49,999; L—50,000 to 99,999; M—100,000 or more.



**Table 6. Counties—Employees, Payroll, and Establishments by Industry: 1999—Con.**

[Excludes most government employees, railroad employees, and self-employed persons. Size class 1 to 4 includes establishments with payroll, but no employees, during mid-March pay period. (D) denotes figures withheld to avoid disclosing data for individual companies; the data are included in broader industry totals. Detailed industries with 100 or more employees are shown if industry was not a (D). For explanation of terms, abbreviations, and data reliability/comparability, see introductory text]

NAICS code	Industry	Number of employees for week including March 12	Payroll (\$1,000)		Total number of establishments	Number of establishments by employment-size class								
			First quarter	Annual		1 to 4	5 to 9	10 to 19	20 to 49	50 to 99	100 to 249	250 to 499	500 to 999	1,000 or more
<b>ACCOMACK—Con.</b>														
<b>62</b>	<b>Health care and social assistance</b> . . . . .	<b>753</b>	<b>2 961</b>	<b>12 465</b>	<b>41</b>	<b>14</b>	<b>16</b>	<b>3</b>	<b>4</b>	<b>1</b>	<b>3</b>			
621	Ambulatory health care services . . . . .	232	1 364	5 681	26	10	10	2	4					
623	Nursing & residential care facilities . . . . .	313	1 055	4 517	4	1				1	2			
6231	Nursing care facilities . . . . .	(C)	(D)	(D)	2					1	1			
62311	Nursing care facilities . . . . .	(C)	(D)	(D)	2					1	1			
6233	Community care facilities for the elderly . . . . .	(C)	(D)	(D)	1						1			
62331	Community care facilities for the elderly . . . . .	(C)	(D)	(D)	1						1			
624	Social assistance . . . . .	208	542	2 267	11	3	6	1			1			
6241	Individual & family services . . . . .	176	474	1 954	6	2	2	1			1			
62412	Services for elderly & disabled persons . . . . .	(C)	(D)	(D)	1						1			
<b>71</b>	<b>Arts, entertainment &amp; recreation</b> . . . . .	<b>53</b>	<b>165</b>	<b>855</b>	<b>13</b>	<b>11</b>	<b>1</b>		<b>1</b>					
<b>72</b>	<b>Accommodation &amp; food services</b> . . . . .	<b>947</b>	<b>1 879</b>	<b>11 643</b>	<b>100</b>	<b>45</b>	<b>19</b>	<b>19</b>	<b>16</b>	<b>1</b>				
721	Accommodation . . . . .	285	606	3 952	33	16	7	6	4					
7211	Traveler accommodation . . . . .	246	492	3 158	27	13	5	5	4					
72111	Hotels (exc casino hotels) & motels . . . . .	232	477	3 066	23	10	4	5	4					
721110	Hotels (exc casino hotels) & motels . . . . .	232	477	3 066	23	10	4	5	4					
722	Food services & drinking places . . . . .	662	1 273	7 691	67	29	12	13	12	1				
7221	Full-service restaurants . . . . .	337	599	4 099	30	8	7	8	7					
72211	Full-service restaurants . . . . .	337	599	4 099	30	8	7	8	7					
722110	Full-service restaurants . . . . .	337	599	4 099	30	8	7	8	7					
7222	Limited-service eating places . . . . .	283	555	2 883	32	19	4	4	4	1				
72221	Limited-service eating places . . . . .	283	555	2 883	32	19	4	4	4	1				
722211	Limited-service restaurants . . . . .	264	508	2 441	23	11	3	4	4	1				
<b>81</b>	<b>Other services (except public administration)</b> . . . . .	<b>336</b>	<b>938</b>	<b>4 198</b>	<b>94</b>	<b>73</b>	<b>17</b>	<b>2</b>	<b>2</b>					
813	Religious, grantmaking, civic, prof & like organizations . . . . .	197	467	2 093	49	39	6	2	2					
8131	Religious organizations . . . . .	101	187	779	35	29	4	2						
81311	Religious organizations . . . . .	101	187	779	35	29	4	2						
813110	Religious organizations . . . . .	101	187	779	35	29	4	2						
<b>95</b>	<b>Auxiliaries (exc corporate, subsidiary &amp; regional mgt)</b> . . . . .	<b>(B)</b>	<b>(D)</b>	<b>(D)</b>	<b>2</b>			<b>1</b>	<b>1</b>					
<b>99</b>	<b>Unclassified establishments</b> . . . . .	<b>(B)</b>	<b>(D)</b>	<b>(D)</b>	<b>13</b>	<b>10</b>	<b>3</b>							
<b>ALBEMARLE</b>														
	<b>Total</b> . . . . .	<b>21 367</b>	<b>112 819</b>	<b>520 882</b>	<b>1 778</b>	<b>989</b>	<b>349</b>	<b>215</b>	<b>149</b>	<b>41</b>	<b>28</b>	<b>6</b>	<b>1</b>	
<b>11</b>	<b>Forestry, fishing, hunting, and agriculture support</b> . . . . .	<b>(B)</b>	<b>(D)</b>	<b>(D)</b>	<b>16</b>	<b>13</b>	<b>3</b>							
<b>21</b>	<b>Mining</b> . . . . .	<b>71</b>	<b>565</b>	<b>2 373</b>	<b>9</b>	<b>5</b>	<b>1</b>	<b>2</b>	<b>1</b>					
<b>22</b>	<b>Utilities</b> . . . . .	<b>(A)</b>	<b>(D)</b>	<b>(D)</b>	<b>1</b>	<b>1</b>								
<b>23</b>	<b>Construction</b> . . . . .	<b>1 940</b>	<b>11 875</b>	<b>56 387</b>	<b>271</b>	<b>169</b>	<b>57</b>	<b>23</b>	<b>17</b>	<b>3</b>	<b>2</b>			
233	Building, developing & general contracting . . . . .	699	4 138	19 708	115	71	26	10	7	1				
2332	Residential building construction . . . . .	584	3 498	16 307	102	65	21	9	7					
23321	Single-family housing construction . . . . .	576	3 478	16 240	98	62	20	9	7					
233210	Single-family housing construction . . . . .	576	3 478	16 240	98	62	20	9	7					
234	Heavy construction . . . . .	364	2 644	12 836	14	3	5	2	2	1	1			
2341	Highway, street, bridge & tunnel construction . . . . .	216	1 731	7 780	4		2		1		1			
23411	Highway & street construction . . . . .	216	1 731	7 780	4		2		1		1			
234110	Highway & street construction . . . . .	216	1 731	7 780	4		2		1		1			
2349	Other heavy construction . . . . .	148	913	5 056	10	3	3	2	1	1				
23499	All other heavy construction . . . . .	(C)	(D)	(D)	8	3	3		1	1				
235	Special trade contractors . . . . .	877	5 093	23 843	142	95	26	11	8	1	1			
2351	Plumbing, heating & AC contractor . . . . .	199	1 250	5 472	21	14	2	2	2	1				
23511	Plumbing, heating & AC contractor . . . . .	199	1 250	5 472	21	14	2	2	2	1				
235110	Plumbing, heating & AC contractor . . . . .	199	1 250	5 472	21	14	2	2	2	1				
2353	Electrical contractors . . . . .	251	1 702	7 991	25	16	5	1	2		1			
23531	Electrical contractors . . . . .	251	1 702	7 991	25	16	5	1	2		1			
235310	Electrical contractors . . . . .	251	1 702	7 991	25	16	5	1	2		1			
<b>31-33</b>	<b>Manufacturing</b> . . . . .	<b>2 291</b>	<b>12 755</b>	<b>56 078</b>	<b>50</b>	<b>21</b>	<b>9</b>	<b>2</b>	<b>7</b>	<b>6</b>	<b>3</b>	<b>1</b>	<b>1</b>	
311	Food mfg . . . . .	(F)	(D)	(D)	4	2			1				1	
3114	Fruit & veg preserving & specialty food mfg . . . . .	(F)	(D)	(D)	1								1	
31141	Frozen food mfg . . . . .	(F)	(D)	(D)	1								1	
312	Beverage & tobacco product mfg . . . . .	(C)	(D)	(D)	2	1					1			
3121	Beverage mfg . . . . .	(C)	(D)	(D)	2	1					1			
31211	Soft drink & ice mfg . . . . .	(C)	(D)	(D)	1						1			
314	Textile product mills . . . . .	(E)	(D)	(D)	5	1	2		1		1			
3149	Other textile product mills . . . . .	(C)	(D)	(D)	1						1			
31499	All other textile product mills . . . . .	(C)	(D)	(D)	1						1			
321	Wood product mfg . . . . .	125	691	3 513	4	1			2	1				
3211	Sawmills & wood preservation . . . . .	125	691	3 513	4	1			2	1				
32111	Sawmills & wood preservation . . . . .	125	691	3 513	4	1			2	1				

Note: Employment-size classes are indicated as follows: A—0 to 19; B—20 to 99; C—100 to 249; E—250 to 499; F—500 to 999; G—1,000 to 2,499; H—2,500 to 4,999; I—5,000 to 9,999; J—10,000 to 24,999; K—25,000 to 49,999; L—50,000 to 99,999; M—100,000 or more.



**Table 6. Counties—Employees, Payroll, and Establishments by Industry: 1999—Con.**

[Excludes most government employees, railroad employees, and self-employed persons. Size class 1 to 4 includes establishments with payroll, but no employees, during mid-March pay period. (D) denotes figures withheld to avoid disclosing data for individual companies; the data are included in broader industry totals. Detailed industries with 100 or more employees are shown if industry was not a (D). For explanation of terms, abbreviations, and data reliability/comparability, see introductory text]

NAICS code	Industry	Number of employees for week including March 12	Payroll (\$1,000)		Total number of establishments	Number of establishments by employment-size class									
			First quarter	Annual		1 to 4	5 to 9	10 to 19	20 to 49	50 to 99	100 to 249	250 to 499	500 to 999	1,000 or more	
<b>ALBEMARLE—Con.</b>															
<b>53</b>	<b>Real estate &amp; rental &amp; leasing</b>	<b>463</b>	<b>2 551</b>	<b>11 275</b>	<b>83</b>	<b>54</b>	<b>15</b>	<b>12</b>	<b>1</b>	<b>1</b>	—	—	—	—	
531	Real estate	337	2 072	9 275	66	47	10	7	1	1	—	—	—	—	
5312	Offices of real estate agents & brokers	109	722	3 538	25	21	2	1	—	1	—	—	—	—	
53121	Offices of real estate agents & brokers	109	722	3 538	25	21	2	1	—	1	—	—	—	—	
531210	Offices of real estate agents & brokers	109	722	3 538	25	21	2	1	—	1	—	—	—	—	
5313	Activities related to real estate	139	886	3 605	22	15	3	3	1	—	—	—	—	—	
53131	Real estate property managers	124	791	3 228	18	12	2	3	1	—	—	—	—	—	
532	Rental & leasing services	126	479	2 000	17	7	5	5	—	—	—	—	—	—	
<b>54</b>	<b>Professional, scientific &amp; technical services</b>	<b>1 423</b>	<b>12 079</b>	<b>54 125</b>	<b>197</b>	<b>133</b>	<b>27</b>	<b>23</b>	<b>7</b>	<b>5</b>	<b>2</b>	—	—	—	
541	Professional, scientific & technical services	1 423	12 079	54 125	197	133	27	23	7	5	2	—	—	—	
5411	Legal services	174	1 370	6 471	21	12	2	4	3	—	—	—	—	—	
54111	Offices of lawyers	(C)	(D)	(D)	19	11	2	3	3	—	—	—	—	—	
5412	Accounting, tax prep, bookkeep, payroll services	143	605	3 326	25	19	2	3	—	1	—	—	—	—	
54121	Accounting, tax prep, bookkeep, payroll services	143	605	3 326	25	19	2	3	—	1	—	—	—	—	
5413	Architectural, engineering & related services	344	2 587	13 478	33	18	7	6	—	1	1	—	—	—	
54133	Engineering services	214	1 659	9 233	11	5	3	1	—	1	1	—	—	—	
541330	Engineering services	214	1 659	9 233	11	5	3	1	—	1	1	—	—	—	
5415	Computer systems design & related services	217	1 905	9 031	28	18	4	3	2	1	—	—	—	—	
54151	Computer systems design & related services	217	1 905	9 031	28	18	4	3	2	1	—	—	—	—	
541512	Computer systems design services	118	1 010	4 644	15	10	3	1	—	1	—	—	—	—	
5416	Management, sci & tech consulting services	117	2 040	6 641	47	41	4	1	1	—	—	—	—	—	
5417	Scientific R&D services	204	2 453	9 869	8	5	1	—	—	1	1	—	—	—	
54171	R&D in physical, engineering & life sciences	(C)	(D)	(D)	7	5	1	—	—	1	—	—	—	—	
54172	R&D in social sciences & humanities	(C)	(D)	(D)	1	—	—	—	—	—	1	—	—	—	
5419	Oth professional, scientific, technical services	150	720	3 407	25	12	7	5	1	—	—	—	—	—	
54194	Veterinary services	120	619	2 916	13	3	4	5	1	—	—	—	—	—	
541940	Veterinary services	120	619	2 916	13	3	4	5	1	—	—	—	—	—	
<b>55</b>	<b>Management of companies &amp; enterprises</b>	<b>36</b>	<b>214</b>	<b>945</b>	<b>4</b>	<b>1</b>	<b>2</b>	—	<b>1</b>	—	—	—	—	—	
<b>56</b>	<b>Admin, support, waste mgt, remediation services</b>	<b>1 935</b>	<b>6 862</b>	<b>30 770</b>	<b>110</b>	<b>62</b>	<b>19</b>	<b>11</b>	<b>11</b>	<b>4</b>	<b>1</b>	<b>2</b>	—	—	
561	Administrative & support services	1 863	6 400	28 928	104	60	17	10	10	4	1	2	—	—	
5611	Office administrative services	141	1 122	4 612	13	8	2	1	1	1	—	—	—	—	
56111	Office administrative services	141	1 122	4 612	13	8	2	1	1	1	—	—	—	—	
561110	Office administrative services	141	1 122	4 612	13	8	2	1	1	1	—	—	—	—	
5613	Employment services	1 092	3 047	13 974	8	2	—	—	2	2	—	2	—	—	
56132	Temporary help services	(C)	(D)	(D)	6	2	—	—	2	2	—	—	—	—	
56133	Employee leasing services	(F)	(D)	(D)	2	—	—	—	—	—	—	2	—	—	
5616	Investigation & security services	141	489	1 906	6	2	1	2	—	—	1	—	—	—	
56161	Investigation, guard & armored car services	(C)	(D)	(D)	3	1	—	1	—	—	1	—	—	—	
5617	Services to buildings & dwellings	336	961	4 877	52	34	9	3	5	1	—	—	—	—	
56172	Janitorial services	247	549	2 530	27	15	5	1	5	1	—	—	—	—	
561720	Janitorial services	247	549	2 530	27	15	5	1	5	1	—	—	—	—	
<b>61</b>	<b>Educational services</b>	<b>567</b>	<b>3 271</b>	<b>13 557</b>	<b>34</b>	<b>17</b>	<b>3</b>	<b>7</b>	<b>4</b>	<b>2</b>	<b>1</b>	—	—	—	
611	Educational services	567	3 271	13 557	34	17	3	7	4	2	1	—	—	—	
6111	Elementary & secondary schools	430	1 938	8 103	11	2	—	3	4	1	1	—	—	—	
61111	Elementary & secondary schools	430	1 938	8 103	11	2	—	3	4	1	1	—	—	—	
611110	Elementary & secondary schools	430	1 938	8 103	11	2	—	3	4	1	1	—	—	—	
<b>62</b>	<b>Health care and social assistance</b>	<b>1 961</b>	<b>10 418</b>	<b>46 692</b>	<b>137</b>	<b>68</b>	<b>30</b>	<b>21</b>	<b>11</b>	<b>2</b>	<b>5</b>	—	—	—	
621	Ambulatory health care services	1 144	7 172	32 461	101	51	24	15	7	2	2	—	—	—	
6211	Offices of physicians	295	3 017	13 739	33	16	5	7	5	—	—	—	—	—	
62111	Offices of physicians	295	3 017	13 739	33	16	5	7	5	—	—	—	—	—	
621111	Offices of physicians (exc mental health)	266	2 866	12 680	26	11	4	6	5	—	—	—	—	—	
6212	Offices of dentists	211	1 863	8 479	35	16	14	4	1	—	—	—	—	—	
62121	Offices of dentists	211	1 863	8 479	35	16	14	4	1	—	—	—	—	—	
621210	Offices of dentists	211	1 863	8 479	35	16	14	4	1	—	—	—	—	—	
6213	Offices of other health practitioners	(C)	(D)	(D)	28	19	5	3	—	1	—	—	—	—	
6216	Home health care services	458	1 216	5 588	4	—	—	—	1	1	2	—	—	—	
62161	Home health care services	458	1 216	5 588	4	—	—	—	1	1	2	—	—	—	
621610	Home health care services	458	1 216	5 588	4	—	—	—	1	1	2	—	—	—	
623	Nursing & residential care facilities	607	2 531	11 291	8	2	—	1	2	—	3	—	—	—	
6231	Nursing care facilities	(C)	(D)	(D)	2	1	—	—	—	—	1	—	—	—	
62311	Nursing care facilities	(C)	(D)	(D)	2	1	—	—	—	—	1	—	—	—	
6233	Community care facilities for the elderly	(E)	(D)	(D)	4	—	—	—	2	—	2	—	—	—	
62331	Community care facilities for the elderly	(E)	(D)	(D)	4	—	—	—	2	—	2	—	—	—	
623311	Continuing care retirement communities	403	1 465	6 817	3	—	—	—	1	—	2	—	—	—	
624	Social assistance	210	715	2 940	28	15	6	5	2	—	—	—	—	—	
6241	Individual & family services	115	464	1 962	13	7	3	1	2	—	—	—	—	—	
62419	Other individual & family services	100	372	1 588	9	4	2	1	2	—	—	—	—	—	
624190	Other individual & family services	100	372	1 588	9	4	2	1	2	—	—	—	—	—	

Note: Employment-size classes are indicated as follows: A—0 to 19; B—20 to 99; C—100 to 249; E—250 to 499; F—500 to 999; G—1,000 to 2,499; H—2,500 to 4,999; I—5,000 to 9,999; J—10,000 to 24,999; K—25,000 to 49,999; L—50,000 to 99,999; M—100,000 or more.

**Table 6. Counties—Employees, Payroll, and Establishments by Industry: 1999—Con.**

[Excludes most government employees, railroad employees, and self-employed persons. Size class 1 to 4 includes establishments with payroll, but no employees, during mid-March pay period. (D) denotes figures withheld to avoid disclosing data for individual companies; the data are included in broader industry totals. Detailed industries with 100 or more employees are shown if industry was not a (D). For explanation of terms, abbreviations, and data reliability/comparability, see introductory text]

NAICS code	Industry	Number of employees for week including March 12	Payroll (\$1,000)		Total number of establishments	Number of establishments by employment-size class								
			First quarter	Annual		1 to 4	5 to 9	10 to 19	20 to 49	50 to 99	100 to 249	250 to 499	500 to 999	1,000 or more
<b>ALBEMARLE—Con.</b>														
<b>71</b>	<b>Arts, entertainment &amp; recreation</b> .....	<b>665</b>	<b>2 304</b>	<b>12 984</b>	<b>32</b>	<b>22</b>	<b>5</b>	<b>1</b>	<b>1</b>	—	<b>3</b>	—	—	—
712	Museums, historical sites & like institutions .....	(C)	(D)	(D)	1	—	—	—	—	—	1	—	—	—
7121	Museums, historical sites & like institutions .....	(C)	(D)	(D)	1	—	—	—	—	—	1	—	—	—
71211	Museums .....	(C)	(D)	(D)	1	—	—	—	—	—	1	—	—	—
713	Amusement, gambling & recreation industries .....	407	1 387	7 593	22	14	4	1	1	—	2	—	—	—
7139	Other amusement & recreation industries .....	(E)	(D)	(D)	20	14	3	—	1	—	2	—	—	—
71391	Golf courses & country clubs .....	(C)	(D)	(D)	1	—	—	—	—	—	1	—	—	—
71394	Fitness & recreational sports centers .....	148	327	1 810	11	8	1	—	1	—	1	—	—	—
713940	Fitness & recreational sports centers .....	148	327	1 810	11	8	1	—	1	—	1	—	—	—
<b>72</b>	<b>Accommodation &amp; food services</b> .....	<b>2 653</b>	<b>7 852</b>	<b>36 940</b>	<b>119</b>	<b>31</b>	<b>17</b>	<b>28</b>	<b>33</b>	<b>7</b>	<b>2</b>	<b>1</b>	—	—
721	Accommodation .....	938	3 337	17 105	22	9	1	2	5	2	2	1	—	—
7211	Traveler accommodation .....	930	3 293	16 819	16	3	1	2	5	2	2	1	—	—
72111	Hotels (exc casino hotels) & motels .....	848	3 079	15 805	12	2	—	2	4	1	2	1	—	—
721110	Hotels (exc casino hotels) & motels .....	848	3 079	15 805	12	2	—	2	4	1	2	1	—	—
722	Food services & drinking places .....	1 715	4 515	19 835	97	22	16	26	28	5	—	—	—	—
7221	Full-service restaurants .....	878	2 464	10 666	44	9	6	12	14	3	—	—	—	—
72211	Full-service restaurants .....	878	2 464	10 666	44	9	6	12	14	3	—	—	—	—
722110	Full-service restaurants .....	878	2 464	10 666	44	9	6	12	14	3	—	—	—	—
7222	Limited-service eating places .....	783	1 901	8 529	46	11	7	12	14	2	—	—	—	—
72221	Limited-service eating places .....	783	1 901	8 529	46	11	7	12	14	2	—	—	—	—
722211	Limited-service restaurants .....	612	1 421	6 330	35	8	5	8	13	1	—	—	—	—
<b>81</b>	<b>Other services (except public administration)</b> .....	<b>1 200</b>	<b>7 140</b>	<b>30 910</b>	<b>181</b>	<b>103</b>	<b>42</b>	<b>26</b>	<b>9</b>	—	<b>1</b>	—	—	—
811	Repair & maintenance .....	280	1 867	8 145	41	23	8	5	5	—	—	—	—	—
8111	Automotive repair & maintenance .....	214	1 557	6 658	26	12	6	3	5	—	—	—	—	—
81111	Automotive mechanical & electrical R&M .....	111	765	3 333	18	9	5	2	2	—	—	—	—	—
812	Personal & laundry services .....	305	1 435	6 087	45	20	14	10	1	—	—	—	—	—
8121	Personal care services .....	179	826	3 412	27	12	9	5	1	—	—	—	—	—
81211	Hair, nail & skin care services .....	(C)	(D)	(D)	26	11	9	5	1	—	—	—	—	—
812112	Beauty salons .....	176	818	3 358	24	9	9	5	1	—	—	—	—	—
813	Religious, grantmaking, civic, prof & like organizations .....	615	3 838	16 678	95	60	20	11	3	—	1	—	—	—
8131	Religious organizations .....	185	492	1 998	46	31	11	4	—	—	—	—	—	—
81311	Religious organizations .....	185	492	1 998	46	31	11	4	—	—	—	—	—	—
813110	Religious organizations .....	185	492	1 998	46	31	11	4	—	—	—	—	—	—
8139	Business, labor, political, like organizations .....	245	2 420	10 486	20	12	3	3	1	—	1	—	—	—
81392	Professional organizations .....	(C)	(D)	(D)	2	—	1	—	—	—	1	—	—	—
<b>95</b>	<b>Auxiliaries (exc corporate, subsidiary &amp; regional mgt)</b> .....	<b>(A)</b>	<b>(D)</b>	<b>(D)</b>	<b>1</b>	—	—	<b>1</b>	—	—	—	—	—	—
<b>99</b>	<b>Unclassified establishments</b> .....	<b>39</b>	<b>85</b>	<b>635</b>	<b>32</b>	<b>30</b>	<b>1</b>	<b>1</b>	—	—	—	—	—	—
<b>ALLEGHANY</b>														
	<b>Total</b> .....	<b>2 529</b>	<b>14 206</b>	<b>60 387</b>	<b>155</b>	<b>75</b>	<b>27</b>	<b>28</b>	<b>17</b>	<b>4</b>	<b>2</b>	<b>2</b>	—	—
<b>11</b>	<b>Forestry, fishing, hunting, and agriculture support</b> .....	<b>5</b>	<b>12</b>	<b>33</b>	<b>3</b>	<b>3</b>	—	—	—	—	—	—	—	—
<b>22</b>	<b>Utilities</b> .....	<b>(B)</b>	<b>(D)</b>	<b>(D)</b>	<b>2</b>	<b>1</b>	—	—	<b>1</b>	—	—	—	—	—
<b>23</b>	<b>Construction</b> .....	<b>217</b>	<b>1 258</b>	<b>6 405</b>	<b>16</b>	<b>6</b>	<b>1</b>	<b>5</b>	<b>3</b>	<b>1</b>	—	—	—	—
234	Heavy construction .....	(C)	(D)	(D)	4	—	—	2	1	1	—	—	—	—
<b>31-33</b>	<b>Manufacturing</b> .....	<b>615</b>	<b>4 068</b>	<b>17 165</b>	<b>8</b>	<b>1</b>	<b>1</b>	<b>2</b>	<b>2</b>	—	<b>1</b>	<b>1</b>	—	—
314	Textile product mills .....	(E)	(D)	(D)	1	—	—	—	—	—	—	1	—	—
3149	Other textile product mills .....	(E)	(D)	(D)	1	—	—	—	—	—	—	1	—	—
31499	All other textile product mills .....	(E)	(D)	(D)	1	—	—	—	—	—	—	1	—	—
326	Plastics & rubber products mfg .....	(C)	(D)	(D)	1	—	—	—	—	—	—	—	—	—
3262	Rubber product mfg .....	(C)	(D)	(D)	1	—	—	—	—	—	—	1	—	—
32629	Other rubber product mfg .....	(C)	(D)	(D)	1	—	—	—	—	—	—	1	—	—
<b>42</b>	<b>Wholesale trade</b> .....	<b>28</b>	<b>160</b>	<b>719</b>	<b>6</b>	<b>4</b>	<b>1</b>	<b>1</b>	—	—	—	—	—	—
<b>44-45</b>	<b>Retail trade</b> .....	<b>391</b>	<b>1 598</b>	<b>6 097</b>	<b>32</b>	<b>9</b>	<b>10</b>	<b>10</b>	<b>2</b>	<b>1</b>	—	—	—	—
441	Motor vehicle & parts dealers .....	134	750	2 609	7	1	—	4	2	—	—	—	—	—
452	General merchandise stores .....	113	367	1 497	4	1	2	—	—	1	—	—	—	—
<b>48-49</b>	<b>Transportation &amp; warehousing</b> .....	<b>74</b>	<b>421</b>	<b>2 089</b>	<b>5</b>	<b>2</b>	<b>1</b>	—	<b>2</b>	—	—	—	—	—
<b>51</b>	<b>Information</b> .....	<b>(A)</b>	<b>(D)</b>	<b>(D)</b>	<b>1</b>	—	<b>1</b>	—	—	—	—	—	—	—
<b>52</b>	<b>Finance &amp; insurance</b> .....	<b>(A)</b>	<b>(D)</b>	<b>(D)</b>	<b>3</b>	<b>2</b>	—	<b>1</b>	—	—	—	—	—	—
<b>53</b>	<b>Real estate &amp; rental &amp; leasing</b> .....	<b>7</b>	<b>51</b>	<b>174</b>	<b>3</b>	<b>3</b>	—	—	—	—	—	—	—	—
<b>54</b>	<b>Professional, scientific &amp; technical services</b> .....	<b>15</b>	<b>88</b>	<b>333</b>	<b>5</b>	<b>4</b>	<b>1</b>	—	—	—	—	—	—	—
<b>56</b>	<b>Admin, support, waste mgt, remediation services</b> .....	<b>(A)</b>	<b>(D)</b>	<b>(D)</b>	<b>2</b>	<b>2</b>	—	—	—	—	—	—	—	—

Note: Employment-size classes are indicated as follows: A—0 to 19; B—20 to 99; C—100 to 249; E—250 to 499; F—500 to 999; G—1,000 to 2,499; H—2,500 to 4,999; I—5,000 to 9,999; J—10,000 to 24,999; K—25,000 to 49,999; L—50,000 to 99,999; M—100,000 or more.

**Table 6. Counties—Employees, Payroll, and Establishments by Industry: 1999—Con.**

[Excludes most government employees, railroad employees, and self-employed persons. Size class 1 to 4 includes establishments with payroll, but no employees, during mid-March pay period. (D) denotes figures withheld to avoid disclosing data for individual companies; the data are included in broader industry totals. Detailed industries with 100 or more employees are shown if industry was not a (D). For explanation of terms, abbreviations, and data reliability/comparability, see introductory text]

NAICS code	Industry	Number of employees for week including March 12	Payroll (\$1,000)		Total number of establishments	Number of establishments by employment-size class									
			First quarter	Annual		1 to 4	5 to 9	10 to 19	20 to 49	50 to 99	100 to 249	250 to 499	500 to 999	1,000 or more	
<b>ALLEGHANY—Con.</b>															
62	<b>Health care and social assistance</b> .....	742	4 448	18 604	33	18	4	5	4	—	1	1	—	—	
621	Ambulatory health care services .....	117	1 013	4 750	24	17	3	3	1	—	—	—	—	—	
622	Hospitals .....	(E)	(D)	(D)	1	—	—	—	—	—	—	1	—	—	
6221	General medical & surgical hospitals .....	(E)	(D)	(D)	1	—	—	—	—	—	—	1	—	—	
62211	General medical & surgical hospitals .....	(E)	(D)	(D)	1	—	—	—	—	—	—	1	—	—	
623	Nursing & residential care facilities .....	(C)	(D)	(D)	3	—	—	—	2	—	1	—	—	—	
6231	Nursing care facilities .....	(C)	(D)	(D)	1	—	—	—	—	—	1	—	—	—	
62311	Nursing care facilities .....	(C)	(D)	(D)	1	—	—	—	—	—	1	—	—	—	
71	<b>Arts, entertainment &amp; recreation</b> .....	81	131	738	5	2	1	1	—	1	—	—	—	—	
72	<b>Accommodation &amp; food services</b> .....	135	379	1 687	10	3	2	3	2	—	—	—	—	—	
722	Food services & drinking places .....	(C)	(D)	(D)	8	2	2	3	1	—	—	—	—	—	
81	<b>Other services (except public administration)</b> .....	101	298	1 329	19	14	4	—	1	—	—	—	—	—	
95	<b>Auxiliaries (exc corporate, subsidiary &amp; regional mgt)</b> .....	(B)	(D)	(D)	1	—	—	—	—	1	—	—	—	—	
99	<b>Unclassified establishments</b> .....	(A)	(D)	(D)	1	1	—	—	—	—	—	—	—	—	
<b>AMELIA</b>															
	<b>Total</b> .....	1 681	8 198	35 703	258	165	55	22	12	2	2	—	—	—	
11	<b>Forestry, fishing, hunting, and agriculture support</b> .....	(B)	(D)	(D)	7	4	1	2	—	—	—	—	—	—	
21	<b>Mining</b> .....	(A)	(D)	(D)	2	1	1	—	—	—	—	—	—	—	
22	<b>Utilities</b> .....	(A)	(D)	(D)	1	1	—	—	—	—	—	—	—	—	
23	<b>Construction</b> .....	346	1 702	7 792	72	48	17	3	4	—	—	—	—	—	
235	Special trade contractors .....	287	1 462	6 662	50	30	14	2	4	—	—	—	—	—	
2359	Other special trade contractors .....	(C)	(D)	(D)	9	6	—	—	3	—	—	—	—	—	
31-33	<b>Manufacturing</b> .....	291	1 830	7 343	12	4	1	2	4	—	1	—	—	—	
321	Wood product mfg .....	141	753	3 513	5	—	—	1	4	—	—	—	—	—	
323	Printing & related support activities .....	(C)	(D)	(D)	2	1	—	—	—	—	1	—	—	—	
3231	Printing & related support activities .....	(C)	(D)	(D)	2	1	—	—	—	—	1	—	—	—	
32311	Printing .....	(C)	(D)	(D)	1	—	—	—	—	—	1	—	—	—	
42	<b>Wholesale trade</b> .....	183	1 109	5 566	7	4	1	—	1	—	1	—	—	—	
422	Wholesale trade, nondurable goods .....	(C)	(D)	(D)	2	—	1	—	—	—	1	—	—	—	
4224	Grocery & related product whse .....	(C)	(D)	(D)	2	—	1	—	—	—	1	—	—	—	
42244	Poultry & poultry product whse .....	(C)	(D)	(D)	1	—	—	—	—	—	1	—	—	—	
44-45	<b>Retail trade</b> .....	242	1 009	4 048	33	17	10	5	—	1	—	—	—	—	
48-49	<b>Transportation &amp; warehousing</b> .....	59	236	1 088	23	18	4	1	—	—	—	—	—	—	
51	<b>Information</b> .....	26	183	753	4	1	2	1	—	—	—	—	—	—	
52	<b>Finance &amp; insurance</b> .....	31	168	614	7	3	4	—	—	—	—	—	—	—	
53	<b>Real estate &amp; rental &amp; leasing</b> .....	6	8	32	4	4	—	—	—	—	—	—	—	—	
54	<b>Professional, scientific &amp; technical services</b> .....	43	201	1 035	12	8	3	1	—	—	—	—	—	—	
56	<b>Admin, support, waste mgt, remediation services</b> .....	40	246	1 000	7	5	1	—	1	—	—	—	—	—	
61	<b>Educational services</b> .....	(B)	(D)	(D)	3	2	—	—	1	—	—	—	—	—	
62	<b>Health care and social assistance</b> .....	150	656	2 950	12	4	5	2	—	1	—	—	—	—	
71	<b>Arts, entertainment &amp; recreation</b> .....	(A)	(D)	(D)	1	—	1	—	—	—	—	—	—	—	
72	<b>Accommodation &amp; food services</b> .....	67	133	450	7	3	2	1	1	—	—	—	—	—	
81	<b>Other services (except public administration)</b> .....	103	234	1 112	41	35	2	4	—	—	—	—	—	—	
99	<b>Unclassified establishments</b> .....	(A)	(D)	(D)	3	3	—	—	—	—	—	—	—	—	
<b>AMHERST</b>															
	<b>Total</b> .....	6 775	37 924	165 739	580	342	106	74	37	10	7	3	1	—	
11	<b>Forestry, fishing, hunting, and agriculture support</b> .....	(B)	(D)	(D)	10	9	1	—	—	—	—	—	—	—	
23	<b>Construction</b> .....	571	3 563	15 937	92	61	18	9	3	—	1	—	—	—	
234	Heavy construction .....	118	791	3 009	11	4	2	3	2	—	—	—	—	—	
235	Special trade contractors .....	371	2 435	11 143	52	33	11	6	1	—	1	—	—	—	
2359	Other special trade contractors .....	173	1 560	7 197	13	10	1	1	—	—	1	—	—	—	
23595	Bldg equip & oth mach installation contractor .....	(C)	(D)	(D)	2	1	—	—	—	—	1	—	—	—	

Note: Employment-size classes are indicated as follows: A—0 to 19; B—20 to 99; C—100 to 249; E—250 to 499; F—500 to 999; G—1,000 to 2,499; H—2,500 to 4,999; I—5,000 to 9,999; J—10,000 to 24,999; K—25,000 to 49,999; L—50,000 to 99,999; M—100,000 or more.

**Table 6. Counties—Employees, Payroll, and Establishments by Industry: 1999—Con.**

[Excludes most government employees, railroad employees, and self-employed persons. Size class 1 to 4 includes establishments with payroll, but no employees, during mid-March pay period. (D) denotes figures withheld to avoid disclosing data for individual companies; the data are included in broader industry totals. Detailed industries with 100 or more employees are shown if industry was not a (D). For explanation of terms, abbreviations, and data reliability/comparability, see introductory text]

NAICS code	Industry	Number of employees for week including March 12	Payroll (\$1,000)		Total number of establishments	Number of establishments by employment-size class									
			First quarter	Annual		1 to 4	5 to 9	10 to 19	20 to 49	50 to 99	100 to 249	250 to 499	500 to 999	1,000 or more	
<b>AMHERST—Con.</b>															
<b>31-33</b>	<b>Manufacturing</b>	<b>1 629</b>	<b>15 069</b>	<b>66 982</b>	<b>40</b>	<b>14</b>	<b>3</b>	<b>8</b>	<b>8</b>	<b>2</b>	<b>3</b>	<b>2</b>			
321	Wood product mfg	124	608	2 802	9	1	1	6	1						
322	Paper mfg	(E)	(D)	(D)	2						1	1			
3221	Pulp, paper & paperboard mills	(E)	(D)	(D)	1							1			
32213	Paperboard mills	(E)	(D)	(D)	1							1			
3222	Converted paper product mfg	(C)	(D)	(D)	1						1				
32221	Paperboard container mfg	(C)	(D)	(D)	1						1				
326	Plastics & rubber products mfg	(E)	(D)	(D)	2		1					1			
3261	Plastics product mfg	(E)	(D)	(D)	2		1					1			
32611	Unsupported plastics film, sheet, & bag mfg	(E)	(D)	(D)	1							1			
332	Fabricated metal product mfg	296	2 997	11 465	7	2			3	1	1				
3323	Architectural & structural metals mfg	(C)	(D)	(D)	1						1				
33231	Plate work & fabricated structural prod mfg	(C)	(D)	(D)	1						1				
3327	Mach shops, turn prod, screw, nut, bolt mfg	(C)	(D)	(D)	4	2			1	1					
33271	Machine shops	(C)	(D)	(D)	4	2			1	1					
333	Machinery mfg	257	1 998	9 027	3				2		1				
3334	HVAC & commercial refrigeration equipment mfg	(C)	(D)	(D)	2				1		1				
33341	HVAC & commercial refrigeration equipment mfg	(C)	(D)	(D)	2				1		1				
<b>42</b>	<b>Wholesale trade</b>	<b>284</b>	<b>1 582</b>	<b>7 231</b>	<b>15</b>	<b>7</b>	<b>2</b>	<b>3</b>	<b>1</b>	<b>1</b>	<b>1</b>				
421	Wholesale trade, durable goods	(C)	(D)	(D)	11	5	2	2	1	1					
422	Wholesale trade, nondurable goods	(C)	(D)	(D)	4	2		1			1				
4229	Miscellaneous nondurable goods whsle	(C)	(D)	(D)	1						1				
42294	Tobacco & tobacco product whsle	(C)	(D)	(D)	1						1				
<b>44-45</b>	<b>Retail trade</b>	<b>1 243</b>	<b>4 767</b>	<b>20 695</b>	<b>104</b>	<b>50</b>	<b>28</b>	<b>15</b>	<b>5</b>	<b>5</b>		<b>1</b>			
441	Motor vehicle & parts dealers	168	1 071	4 647	15	7	4	1	3						
4411	Automobile dealers	(C)	(D)	(D)	6	3			3						
44111	New car dealers	108	798	3 572	3				3						
441110	New car dealers	108	798	3 572	3				3						
445	Food & beverage stores	308	880	3 414	19	11	3	1		4					
4451	Grocery stores	(E)	(D)	(D)	15	7	3	1		4					
44511	Grocery (except convenience) stores	277	783	3 015	10	4	1	1		4					
445110	Grocery (except convenience) stores	277	783	3 015	10	4	1	1		4					
447	Gasoline stations	133	385	1 897	16	6	4	5	1						
4471	Gasoline stations	133	385	1 897	16	6	4	5	1						
44711	Gasoline stations with convenience stores	(C)	(D)	(D)	14	4	4	5	1						
452	General merchandise stores	376	1 372	5 867	7	1	3	1		1		1			
4529	Other general merchandise stores	(E)	(D)	(D)	6	1	3	1				1			
45291	Warehouse clubs & superstores	(E)	(D)	(D)	1							1			
<b>48-49</b>	<b>Transportation &amp; warehousing</b>	<b>338</b>	<b>2 117</b>	<b>8 686</b>	<b>26</b>	<b>17</b>	<b>3</b>	<b>2</b>	<b>3</b>		<b>1</b>				
484	Truck transportation	328	2 036	8 329	22	13	3	2	3		1				
4841	General freight trucking	285	1 761	7 039	12	6	2		3		1				
48412	General freight trucking, long-distance	262	1 645	6 682	9	4	2		2		1				
484121	General freight trucking, long-distance, TL	262	1 645	6 682	9	4	2		2		1				
<b>51</b>	<b>Information</b>	<b>(B)</b>	<b>(D)</b>	<b>(D)</b>	<b>6</b>	<b>3</b>	<b>1</b>	<b>2</b>							
<b>52</b>	<b>Finance &amp; insurance</b>	<b>200</b>	<b>1 369</b>	<b>4 831</b>	<b>33</b>	<b>17</b>	<b>9</b>	<b>6</b>	<b>1</b>						
<b>53</b>	<b>Real estate &amp; rental &amp; leasing</b>	<b>66</b>	<b>186</b>	<b>792</b>	<b>21</b>	<b>17</b>	<b>3</b>	<b>1</b>							
<b>54</b>	<b>Professional, scientific &amp; technical services</b>	<b>113</b>	<b>732</b>	<b>3 735</b>	<b>30</b>	<b>19</b>	<b>9</b>	<b>2</b>							
541	Professional, scientific & technical services	113	732	3 735	30	19	9	2							
<b>55</b>	<b>Management of companies &amp; enterprises</b>	<b>73</b>	<b>765</b>	<b>3 483</b>	<b>3</b>		<b>1</b>		<b>2</b>						
<b>56</b>	<b>Admin, support, waste mgt, remediation services</b>	<b>109</b>	<b>323</b>	<b>1 554</b>	<b>17</b>	<b>9</b>	<b>4</b>	<b>4</b>							
<b>61</b>	<b>Educational services</b>	<b>(F)</b>	<b>(D)</b>	<b>(D)</b>	<b>4</b>	<b>2</b>				<b>1</b>			<b>1</b>		
611	Educational services	(F)	(D)	(D)	4	2				1			1		
6113	Colleges, universities & professional schools	(F)	(D)	(D)	1								1		
61131	Colleges, universities & professional schools	(F)	(D)	(D)	1								1		
<b>62</b>	<b>Health care and social assistance</b>	<b>392</b>	<b>1 563</b>	<b>6 845</b>	<b>39</b>	<b>26</b>	<b>5</b>	<b>4</b>	<b>2</b>	<b>1</b>	<b>1</b>				
624	Social assistance	212	844	3 696	18	14	1	2			1				
6243	Vocational rehabilitation services	(C)	(D)	(D)	1						1				
62431	Vocational rehabilitation services	(C)	(D)	(D)	1						1				
<b>71</b>	<b>Arts, entertainment &amp; recreation</b>	<b>(B)</b>	<b>(D)</b>	<b>(D)</b>	<b>7</b>	<b>4</b>	<b>1</b>	<b>1</b>	<b>1</b>						
<b>72</b>	<b>Accommodation &amp; food services</b>	<b>530</b>	<b>1 272</b>	<b>5 890</b>	<b>42</b>	<b>15</b>	<b>5</b>	<b>11</b>	<b>11</b>						
722	Food services & drinking places	525	1 258	5 782	39	12	5	11	11						
7221	Full-service restaurants	(C)	(D)	(D)	16	6	3	4	3						
72211	Full-service restaurants	(C)	(D)	(D)	16	6	3	4	3						
7222	Limited-service eating places	364	896	4 199	22	5	2	7	8						
72221	Limited-service eating places	364	896	4 199	22	5	2	7	8						

Note: Employment-size classes are indicated as follows: A—0 to 19; B—20 to 99; C—100 to 249; E—250 to 499; F—500 to 2,499; G—1,000 to 2,499; H—2,500 to 4,999; I—5,000 to 9,999; J—10,000 to 24,999; K—25,000 to 49,999; L—50,000 to 99,999; M—100,000 or more.

**Table 6. Counties—Employees, Payroll, and Establishments by Industry: 1999—Con.**

[Excludes most government employees, railroad employees, and self-employed persons. Size class 1 to 4 includes establishments with payroll, but no employees, during mid-March pay period. (D) denotes figures withheld to avoid disclosing data for individual companies; the data are included in broader industry totals. Detailed industries with 100 or more employees are shown if industry was not a (D). For explanation of terms, abbreviations, and data reliability/comparability, see introductory text]

NAICS code	Industry	Number of employees for week including March 12	Payroll (\$1,000)		Total number of establishments	Number of establishments by employment-size class								
			First quarter	Annual		1 to 4	5 to 9	10 to 19	20 to 49	50 to 99	100 to 249	250 to 499	500 to 999	1,000 or more
<b>AMHERST—Con.</b>														
81	<b>Other services (except public administration)</b> .....	299	904	3 925	86	67	13	6	—	—	—	—	—	—
811	Repair & maintenance .....	105	488	2 117	28	23	2	3	—	—	—	—	—	—
813	Religious, grantmaking, civic, prof & like organizations .....	124	245	1 061	37	29	6	2	—	—	—	—	—	—
8131	Religious organizations .....	108	209	897	27	19	6	2	—	—	—	—	—	—
81311	Religious organizations .....	108	209	897	27	19	6	2	—	—	—	—	—	—
813110	Religious organizations .....	108	209	897	27	19	6	2	—	—	—	—	—	—
99	<b>Unclassified establishments</b> .....	1	6	26	5	5	—	—	—	—	—	—	—	—
<b>APPOMATTOX</b>														
	<b>Total</b> .....	2 893	12 962	60 851	269	159	55	30	21	3	—	—	—	1
11	<b>Forestry, fishing, hunting, and agriculture support</b> .....	21	141	593	6	4	2	—	—	—	—	—	—	—
21	<b>Mining</b> .....	(B)	(D)	(D)	1	—	—	—	1	—	—	—	—	—
22	<b>Utilities</b> .....	(A)	(D)	(D)	1	—	—	1	—	—	—	—	—	—
23	<b>Construction</b> .....	330	1 864	8 700	37	21	7	4	4	1	—	—	—	—
233	Building, developing & general contracting .....	126	652	3 226	11	7	1	1	1	1	—	—	—	—
235	Special trade contractors .....	155	909	4 220	20	10	5	3	2	—	—	—	—	—
31-33	<b>Manufacturing</b> .....	1 173	5 534	27 119	20	8	5	4	2	—	—	—	—	1
337	Furniture & related product mfg .....	(G)	(D)	(D)	2	1	—	—	—	—	—	—	—	1
3371	HH & institutional furniture & kitchen cabinet mfg .....	(G)	(D)	(D)	1	—	—	—	—	—	—	—	—	1
33712	Household & institutional furniture mfg .....	(G)	(D)	(D)	1	—	—	—	—	—	—	—	—	1
42	<b>Wholesale trade</b> .....	34	179	912	9	6	3	—	—	—	—	—	—	—
44-45	<b>Retail trade</b> .....	520	1 980	8 876	55	24	15	9	6	1	—	—	—	—
445	Food & beverage stores .....	(C)	(D)	(D)	8	3	2	—	2	1	—	—	—	—
4451	Grocery stores .....	(C)	(D)	(D)	7	2	2	—	2	1	—	—	—	—
44511	Grocery (except convenience) stores .....	156	488	2 064	6	2	1	—	2	1	—	—	—	—
445110	Grocery (except convenience) stores .....	156	488	2 064	6	2	1	—	2	1	—	—	—	—
48-49	<b>Transportation &amp; warehousing</b> .....	122	952	3 783	16	13	—	—	3	—	—	—	—	—
484	Truck transportation .....	(C)	(D)	(D)	15	13	—	—	2	—	—	—	—	—
51	<b>Information</b> .....	(A)	(D)	(D)	1	1	—	—	—	—	—	—	—	—
52	<b>Finance &amp; insurance</b> .....	83	522	1 809	9	5	1	2	1	—	—	—	—	—
53	<b>Real estate &amp; rental &amp; leasing</b> .....	9	20	123	5	5	—	—	—	—	—	—	—	—
54	<b>Professional, scientific &amp; technical services</b> .....	(B)	(D)	(D)	12	9	3	—	—	—	—	—	—	—
56	<b>Admin, support, waste mgt, remediation services</b> .....	(B)	(D)	(D)	11	8	3	—	—	—	—	—	—	—
62	<b>Health care and social assistance</b> .....	163	482	2 260	17	9	2	4	1	1	—	—	—	—
71	<b>Arts, entertainment &amp; recreation</b> .....	32	54	309	3	—	2	1	—	—	—	—	—	—
72	<b>Accommodation &amp; food services</b> .....	190	471	2 520	21	8	6	4	3	—	—	—	—	—
722	Food services & drinking places .....	163	409	2 118	14	4	4	3	3	—	—	—	—	—
7222	Limited-service eating places .....	136	350	1 855	10	2	3	2	3	—	—	—	—	—
72221	Limited-service eating places .....	136	350	1 855	10	2	3	2	3	—	—	—	—	—
722211	Limited-service restaurants .....	136	350	1 855	10	2	3	2	3	—	—	—	—	—
81	<b>Other services (except public administration)</b> .....	105	308	1 456	40	33	6	1	—	—	—	—	—	—
95	<b>Auxiliaries (exc corporate, subsidiary &amp; regional mgt)</b> .....	(A)	(D)	(D)	1	1	—	—	—	—	—	—	—	—
99	<b>Unclassified establishments</b> .....	3	2	39	4	4	—	—	—	—	—	—	—	—
<b>ARLINGTON</b>														
	<b>Total</b> .....	114 292	1 247 098	5 287 655	5 189	2 627	966	687	505	219	113	43	19	10
21	<b>Mining</b> .....	(A)	(D)	(D)	1	1	—	—	—	—	—	—	—	—
22	<b>Utilities</b> .....	191	12 438	65 915	10	6	—	1	2	—	1	—	—	—
221	Utilities .....	191	12 438	65 915	10	6	—	1	2	—	1	—	—	—
2211	Elec pwr generation, transmnsn & distribution .....	(C)	(D)	(D)	8	5	—	—	2	—	1	—	—	—
22112	Electric pwr transmnsn, control & distribution .....	179	12 358	65 569	7	4	—	—	2	—	1	—	—	—

Note: Employment-size classes are indicated as follows: A—0 to 19; B—20 to 99; C—100 to 249; E—250 to 499; F—500 to 999; G—1,000 to 2,499; H—2,500 to 4,999; I—5,000 to 9,999; J—10,000 to 24,999; K—25,000 to 49,999; L—50,000 to 99,999; M—100,000 or more.





**Table 6. Counties—Employees, Payroll, and Establishments by Industry: 1999—Con.**

[Excludes most government employees, railroad employees, and self-employed persons. Size class 1 to 4 includes establishments with payroll, but no employees, during mid-March pay period. (D) denotes figures withheld to avoid disclosing data for individual companies; the data are included in broader industry totals. Detailed industries with 100 or more employees are shown if industry was not a (D). For explanation of terms, abbreviations, and data reliability/comparability, see introductory text]

NAICS code	Industry	Number of employees for week including March 12	Payroll (\$1,000)		Total number of establishments	Number of establishments by employment-size class									
			First quarter	Annual		1 to 4	5 to 9	10 to 19	20 to 49	50 to 99	100 to 249	250 to 499	500 to 999	1,000 or more	
<b>ARLINGTON—Con.</b>															
<b>44-45 Retail trade—Con.</b>															
448	Clothing & clothing accessories stores	1 903	8 078	34 585	136	50	40	32	8	5	—	—	1	—	
4481	Clothing stores	1 592	6 758	28 816	84	24	23	24	7	5	—	—	1	—	
44811	Men's clothing stores	121	544	2 009	18	9	3	5	1	—	—	—	—	—	
448110	Men's clothing stores	121	544	2 009	18	9	3	5	1	—	—	—	—	—	
44812	Women's clothing stores	320	1 008	4 231	28	7	8	9	4	—	—	—	—	—	
448120	Women's clothing stores	320	1 008	4 231	28	7	8	9	4	—	—	—	—	—	
44814	Family clothing stores	887	4 428	18 966	15	3	2	4	2	3	—	—	1	—	
448140	Family clothing stores	887	4 428	18 966	15	3	2	4	2	3	—	—	1	—	
44815	Clothing accessories stores	120	338	1 487	9	2	3	3	—	1	—	—	—	—	
448150	Clothing accessories stores	120	338	1 487	9	2	3	3	—	1	—	—	—	—	
44819	Other clothing stores	103	322	1 553	8	1	5	1	—	1	—	—	—	—	
448190	Other clothing stores	103	322	1 553	8	1	5	1	—	1	—	—	—	—	
4482	Shoe stores	141	545	2 385	20	8	8	3	1	—	—	—	—	—	
44821	Shoe stores	141	545	2 385	20	8	8	3	1	—	—	—	—	—	
448210	Shoe stores	141	545	2 385	20	8	8	3	1	—	—	—	—	—	
4483	Jewelry, luggage & leather goods stores	170	775	3 384	32	18	9	5	—	—	—	—	—	—	
44831	Jewelry stores	149	716	3 126	28	16	8	4	—	—	—	—	—	—	
448310	Jewelry stores	149	716	3 126	28	16	8	4	—	—	—	—	—	—	
451	Sporting goods, hobby, book & music stores	577	2 044	8 477	55	20	15	14	4	2	—	—	—	—	
4511	Sporting goods, hobby, musical instrument stores	338	1 404	5 732	30	11	8	6	4	1	—	—	—	—	
45111	Sporting goods stores	201	1 033	4 172	13	6	2	—	4	1	—	—	—	—	
451110	Sporting goods stores	201	1 033	4 172	13	6	2	—	4	1	—	—	—	—	
4512	Book, periodical & music stores	239	640	2 745	25	9	7	8	—	1	—	—	—	—	
45121	Book stores & news dealers	(C)	(D)	(D)	18	7	5	5	—	1	—	—	—	—	
451211	Book stores	167	475	1 992	14	3	5	5	—	1	—	—	—	—	
452	General merchandise stores	1 191	5 525	24 712	10	5	—	1	—	—	2	2	—	—	
4521	Department stores	(F)	(D)	(D)	3	—	—	—	—	—	2	1	—	—	
45211	Department stores	(F)	(D)	(D)	3	—	—	—	—	—	2	1	—	—	
4529	Other general merchandise stores	(E)	(D)	(D)	7	5	—	1	—	—	—	1	—	—	
45291	Warehouse clubs & superstores	(E)	(D)	(D)	1	—	—	—	—	—	—	1	—	—	
453	Miscellaneous store retailers	602	2 294	9 701	92	47	27	13	4	1	—	—	—	—	
4532	Office supplies, stationery & gift stores	332	1 210	5 296	39	18	9	8	3	1	—	—	—	—	
45322	Gift, novelty & souvenir stores	278	962	4 482	32	13	9	7	2	1	—	—	—	—	
453220	Gift, novelty & souvenir stores	278	962	4 482	32	13	9	7	2	1	—	—	—	—	
4539	Other miscellaneous store retailers	115	493	2 073	24	15	7	1	1	—	—	—	—	—	
454	Nonstore retailers	157	1 670	7 899	17	12	2	1	1	1	—	—	—	—	
4541	Electronic shopping & mail-order houses	102	1 208	5 503	10	8	—	1	—	1	—	—	—	—	
45411	Electronic shopping & mail-order houses	102	1 208	5 503	10	8	—	1	—	1	—	—	—	—	
454110	Electronic shopping & mail-order houses	102	1 208	5 503	10	8	—	1	—	1	—	—	—	—	
<b>48-49</b>	<b>Transportation &amp; warehousing</b>	<b>10 702</b>	<b>125 535</b>	<b>517 367</b>	<b>75</b>	<b>32</b>	<b>13</b>	<b>8</b>	<b>10</b>	<b>5</b>	<b>1</b>	<b>3</b>	—	<b>3</b>	
481	Air transportation	(I)	(D)	(D)	12	1	1	—	3	1	1	2	—	3	
4811	Scheduled air transportation	(I)	(D)	(D)	11	—	1	—	3	1	1	2	—	3	
48111	Scheduled air transportation	(I)	(D)	(D)	11	—	1	—	3	1	1	2	—	3	
484	Truck transportation	156	800	3 667	15	7	3	3	1	1	—	—	—	—	
4842	Specialized freight trucking	138	726	3 317	10	3	3	2	1	1	—	—	—	—	
485	Transit & ground passenger transportation	508	2 045	8 862	16	5	4	2	2	2	—	1	—	—	
4851	Urban transit systems	(E)	(D)	(D)	4	1	2	—	—	—	—	1	—	—	
48511	Urban transit systems	(E)	(D)	(D)	4	1	2	—	—	—	—	1	—	—	
4853	Taxi & limousine service	207	1 059	4 800	11	4	1	2	2	2	—	—	—	—	
48531	Taxi service	158	798	3 720	4	—	—	1	1	2	—	—	—	—	
485310	Taxi service	158	798	3 720	4	—	—	1	1	2	—	—	—	—	
492	Couriers & messengers	236	1 898	8 531	15	8	2	1	3	1	—	—	—	—	
4921	Couriers	209	1 746	7 841	8	3	1	—	3	1	—	—	—	—	
49211	Couriers	209	1 746	7 841	8	3	1	—	3	1	—	—	—	—	
492110	Couriers	209	1 746	7 841	8	3	1	—	3	1	—	—	—	—	
<b>51</b>	<b>Information</b>	<b>11 248</b>	<b>213 164</b>	<b>861 355</b>	<b>200</b>	<b>86</b>	<b>29</b>	<b>25</b>	<b>22</b>	<b>21</b>	<b>9</b>	<b>3</b>	<b>3</b>	<b>2</b>	
511	Publishing industries	3 915	49 521	207 171	54	18	11	6	8	5	4	1	—	1	
5111	Newspaper, periodical, book, database publishers	2 791	34 478	140 498	31	13	6	2	5	3	1	—	—	1	
51111	Newspaper publishers	(G)	(D)	(D)	7	1	1	1	2	1	—	—	—	1	
51112	Periodical publishers	(E)	(D)	(D)	14	5	2	1	3	2	1	—	—	—	
5112	Software publishers	1 124	15 043	66 673	23	5	5	4	3	2	3	1	—	—	
51121	Software publishers	1 124	15 043	66 673	23	5	5	4	3	2	3	1	—	—	
511210	Software publishers	1 124	15 043	66 673	23	5	5	4	3	2	3	1	—	—	
512	Motion picture & sound recording industries	595	5 812	24 692	37	24	2	3	4	2	2	—	—	—	
5121	Motion picture & video industries	592	5 806	24 575	34	21	2	3	4	2	2	—	—	—	
51211	Motion picture & video production	194	2 881	11 633	19	14	1	2	1	—	1	—	—	—	
512110	Motion picture & video production	194	2 881	11 633	19	14	1	2	1	—	1	—	—	—	
51213	Motion picture & video exhibition	146	296	1 502	5	1	—	—	3	1	—	—	—	—	
512131	Motion picture theaters (except drive-ins)	146	296	1 502	5	1	—	—	3	1	—	—	—	—	
51219	Postprod & other movie & video industries	252	2 629	11 440	10	6	1	1	—	1	1	—	—	—	
512191	Teleproduction & oth postproduction services	252	2 629	11 440	10	6	1	1	—	1	1	—	—	—	

Note: Employment-size classes are indicated as follows: A—0 to 19; B—20 to 99; C—100 to 249; E—250 to 499; F—500 to 999; G—1,000 to 2,499; H—2,500 to 4,999; I—5,000 to 9,999; J—10,000 to 24,999; K—25,000 to 49,999; L—50,000 to 99,999; M—100,000 or more.

**Table 6. Counties—Employees, Payroll, and Establishments by Industry: 1999—Con.**

[Excludes most government employees, railroad employees, and self-employed persons. Size class 1 to 4 includes establishments with payroll, but no employees, during mid-March pay period. (D) denotes figures withheld to avoid disclosing data for individual companies; the data are included in broader industry totals. Detailed industries with 100 or more employees are shown if industry was not a (D). For explanation of terms, abbreviations, and data reliability/comparability, see introductory text]

NAICS code	Industry	Number of employees for week including March 12	Payroll (\$1,000)		Total number of establishments	Number of establishments by employment-size class									
			First quarter	Annual		1 to 4	5 to 9	10 to 19	20 to 49	50 to 99	100 to 249	250 to 499	500 to 999	1,000 or more	
<b>ARLINGTON—Con.</b>															
<b>51 Information—Con.</b>															
513	Broadcasting & telecommunications	5 989	146 633	585 203	63	19	7	11	9	9	2	2	3	1	
5131	Radio & television broadcasting	396	4 677	19 364	13	4	1	3	2	2	1	—	—	—	
51311	Radio broadcasting	(E)	(D)	(D)	8	2	—	2	2	1	—	—	—	—	
51312	Television broadcasting	(C)	(D)	(D)	5	2	1	—	—	1	—	—	—	—	
5133	Telecommunications	5 510	141 190	561 740	46	14	6	7	6	6	1	2	3	1	
51331	Wired telecommunications carriers	5 033	133 060	527 563	30	4	3	5	6	6	1	1	3	1	
513310	Wired telecommunications carriers	5 033	133 060	527 563	30	4	3	5	6	6	1	1	3	1	
51332	Wireless telecom carriers (exc satellite)	(E)	(D)	(D)	8	5	2	—	—	—	—	1	—	—	
514	Information & data processing services	749	11 198	44 289	46	25	9	5	1	5	1	—	—	—	
5141	Information services	(E)	(D)	(D)	27	16	6	2	1	1	1	—	—	—	
51419	Other information services	(E)	(D)	(D)	22	13	5	2	1	—	1	—	—	—	
5142	Data processing services	(E)	(D)	(D)	19	9	3	3	—	4	—	—	—	—	
51421	Data processing services	(E)	(D)	(D)	19	9	3	3	—	4	—	—	—	—	
<b>52 Finance &amp; insurance</b>															
522	Credit intermediation & related activities	1 024	8 759	36 038	116	47	31	27	9	2	—	—	—	—	
5221	Depository credit intermediation	825	5 886	24 290	92	31	30	24	5	2	—	—	—	—	
52211	Commercial banking	551	3 494	14 809	67	21	25	17	3	1	—	—	—	—	
522110	Commercial banking	551	3 494	14 809	67	21	25	17	3	1	—	—	—	—	
52213	Credit unions	206	1 395	5 731	20	8	4	6	1	1	—	—	—	—	
522130	Credit unions	206	1 395	5 731	20	8	4	6	1	1	—	—	—	—	
5222	Nondepository credit intermediation	166	2 578	10 459	15	8	1	2	4	—	—	—	—	—	
52229	Other nondepository credit intermediation	(C)	(D)	(D)	13	7	1	2	3	—	—	—	—	—	
523	Security, commodity contracts & like activity	778	20 228	112 095	44	27	8	3	4	—	1	1	—	—	
5231	Scrt'y & comdty contracts intermed & brokerage	(E)	(D)	(D)	16	11	3	—	1	—	—	1	—	—	
52311	Investment banking & securities dealing	(E)	(D)	(D)	6	4	1	—	—	—	—	1	—	—	
5239	Other financial investment activities	(E)	(D)	(D)	28	16	5	3	3	—	1	—	—	—	
52392	Portfolio management	133	3 245	18 815	15	7	3	2	3	—	—	—	—	—	
523920	Portfolio management	133	3 245	18 815	15	7	3	2	3	—	—	—	—	—	
52393	Investment advice	(C)	(D)	(D)	9	6	2	—	—	—	1	—	—	—	
524	Insurance carriers & related activities	(E)	(D)	(D)	58	45	6	3	3	1	—	—	—	—	
5241	Insurance carriers	(C)	(D)	(D)	12	8	—	1	2	1	—	—	—	—	
52411	Direct life, health, medical insurance carriers	141	1 744	6 412	5	1	—	1	2	1	—	—	—	—	
524113	Direct life insurance carriers	141	1 744	6 412	5	1	—	1	2	1	—	—	—	—	
5242	Agencies & other insurance related activities	(C)	(D)	(D)	46	37	6	2	1	—	—	—	—	—	
52421	Insurance agencies & brokerages	107	1 506	5 644	40	32	6	2	—	—	—	—	—	—	
524210	Insurance agencies & brokerages	107	1 506	5 644	40	32	6	2	—	—	—	—	—	—	
<b>53 Real estate &amp; rental &amp; leasing</b>															
531	Real estate	2 535	24 418	100 840	200	105	46	37	5	1	4	2	—	—	
5311	Lessors of real estate	1 136	10 890	43 807	114	56	26	26	3	1	2	—	—	—	
53111	Lessors of residential buildings & dwellings	958	9 886	38 725	81	29	23	25	2	—	2	—	—	—	
531110	Lessors of residential buildings & dwellings	958	9 886	38 725	81	29	23	25	2	—	2	—	—	—	
53112	Lessors of nonres bldg (exc miniwarehouses)	(C)	(D)	(D)	29	25	2	1	1	—	—	—	—	—	
5312	Offices of real estate agents & brokers	237	2 779	12 614	32	22	6	3	—	—	1	—	—	—	
53121	Offices of real estate agents & brokers	237	2 779	12 614	32	22	6	3	—	—	1	—	—	—	
531210	Offices of real estate agents & brokers	237	2 779	12 614	32	22	6	3	—	—	1	—	—	—	
5313	Activities related to real estate	1 162	10 749	44 419	54	27	14	8	2	—	1	2	—	—	
53131	Real estate property managers	(F)	(D)	(D)	40	18	11	7	2	—	1	1	—	—	
531312	Nonresidential property managers	403	3 062	12 789	22	10	7	3	1	—	—	1	—	—	
53139	Other activities related to real estate	421	5 578	21 765	11	8	2	—	—	—	—	1	—	—	
531390	Other activities related to real estate	421	5 578	21 765	11	8	2	—	—	—	—	1	—	—	
532	Rental & leasing services	975	5 760	29 246	37	12	12	2	5	3	2	1	—	—	
5321	Automotive equipment rental & leasing	(F)	(D)	(D)	9	2	2	—	1	2	1	1	—	—	
53211	Passenger car rental & leasing	587	3 221	14 354	8	1	2	—	1	2	1	1	—	—	
532111	Passenger car rental	587	3 221	14 354	8	1	2	—	1	2	1	1	—	—	
5322	Consumer goods rental	289	934	4 819	21	6	8	2	4	—	1	—	—	—	
53223	Video tape & disc rental	141	333	1 335	13	2	6	2	3	—	—	—	—	—	
532230	Video tape & disc rental	141	333	1 335	13	2	6	2	3	—	—	—	—	—	
53229	Other consumer goods rental	(C)	(D)	(D)	3	1	—	—	1	—	1	—	—	—	
<b>54 Professional, scientific &amp; technical services</b>															
541	Professional, scientific & technical services	27 534	376 489	1 670 505	1 312	736	180	132	144	61	41	12	5	1	
5411	Legal services	1 501	19 225	103 376	185	129	25	19	8	2	1	1	—	—	
54111	Offices of lawyers	1 201	17 005	92 833	155	111	20	14	7	2	—	1	—	—	
541110	Offices of lawyers	1 201	17 005	92 833	155	111	20	14	7	2	—	1	—	—	
54119	Other legal services	300	2 220	10 543	30	18	5	5	1	—	1	—	—	—	
5412	Accounting, tax prep, bookkeep, payroll services	1 751	20 129	87 372	55	41	8	3	—	1	1	—	—	1	
54121	Accounting, tax prep, bookkeep, payroll services	1 751	20 129	87 372	55	41	8	3	—	1	1	—	—	1	
5413	Architectural, engineering & related services	8 277	112 543	467 591	208	75	31	25	38	18	13	5	3	—	
54131	Architectural services	663	9 515	24 830	24	13	5	3	2	—	—	—	1	—	
541310	Architectural services	663	9 515	24 830	24	13	5	3	2	—	—	—	1	—	
54133	Engineering services	7 505	101 804	437 636	166	51	22	21	34	18	13	5	2	—	
541330	Engineering services	7 505	101 804	437 636	166	51	22	21	34	18	13	5	2	—	
5414	Specialized design services	153	1 401	6 961	37	28	4	4	1	—	—	—	—	—	

Note: Employment-size classes are indicated as follows: A—0 to 19; B—20 to 99; C—100 to 249; E—250 to 499; F—500 to 999; G—1,000 to 2,499; H—2,500 to 4,999; I—5,000 to 9,999; J—10,000 to 24,999; K—25,000 to 49,999; L—50,000 to 99,999; M—100,000 or more.





**Table 6. Counties—Employees, Payroll, and Establishments by Industry: 1999—Con.**

[Excludes most government employees, railroad employees, and self-employed persons. Size class 1 to 4 includes establishments with payroll, but no employees, during mid-March pay period. (D) denotes figures withheld to avoid disclosing data for individual companies; the data are included in broader industry totals. Detailed industries with 100 or more employees are shown if industry was not a (D). For explanation of terms, abbreviations, and data reliability/comparability, see introductory text]

NAICS code	Industry	Number of employees for week including March 12	Payroll (\$1,000)		Total number of establishments	Number of establishments by employment-size class									
			First quarter	Annual		1 to 4	5 to 9	10 to 19	20 to 49	50 to 99	100 to 249	250 to 499	500 to 999	1,000 or more	
<b>ARLINGTON—Con.</b>															
<b>81</b>	<b>Other services (except public administration)</b>	<b>7 880</b>	<b>74 694</b>	<b>316 747</b>	<b>655</b>	<b>334</b>	<b>136</b>	<b>103</b>	<b>54</b>	<b>19</b>	<b>7</b>	<b>1</b>	<b>1</b>	<b>—</b>	
811	Repair & maintenance	595	4 568	19 807	86	41	24	17	4	—	—	—	—	—	
8111	Automotive repair & maintenance	420	3 040	13 581	59	26	18	12	3	—	—	—	—	—	
81111	Automotive mechanical & electrical R&M	228	1 804	8 108	42	22	14	4	2	—	—	—	—	—	
811111	General automotive repair	193	1 480	6 749	38	20	13	4	1	—	—	—	—	—	
81112	Automotive body, paint, interior & glass repair	116	990	4 398	13	4	3	6	—	—	—	—	—	—	
8112	Electronic & precision equipment R&M	117	1 120	4 227	12	3	4	4	1	—	—	—	—	—	
81121	Electronic & precision equipment R&M	117	1 120	4 227	12	3	4	4	1	—	—	—	—	—	
812	Personal & laundry services	1 495	6 267	26 600	249	164	49	22	11	2	1	—	—	—	
8121	Personal care services	447	1 747	7 686	80	53	15	8	3	1	—	—	—	—	
81211	Hair, nail & skin care services	412	1 607	7 027	67	42	13	8	3	1	—	—	—	—	
812112	Beauty salons	374	1 456	6 376	59	36	12	7	3	1	—	—	—	—	
8123	Drycleaning & laundry services	383	1 922	8 104	52	31	16	2	2	—	1	—	—	—	
81232	Drycleaning & laundry services (exc coin-op)	355	1 835	7 791	44	26	13	2	2	—	1	—	—	—	
812320	Drycleaning & laundry services (exc coin-op)	355	1 835	7 791	44	26	13	2	2	—	1	—	—	—	
8129	Other personal services	623	2 268	9 323	112	78	18	9	6	1	—	—	—	—	
81293	Parking lots & garages	509	1 759	7 004	90	63	14	7	5	1	—	—	—	—	
812930	Parking lots & garages	509	1 759	7 004	90	63	14	7	5	1	—	—	—	—	
813	Religious, grantmaking, civic, prof & like organizations	5 790	63 859	270 340	320	129	63	64	39	17	6	1	1	—	
8131	Religious organizations	1 015	4 267	18 093	85	33	22	18	8	3	1	—	—	—	
81311	Religious organizations	1 015	4 267	18 093	85	33	22	18	8	3	1	—	—	—	
813110	Religious organizations	1 015	4 267	18 093	85	33	22	18	8	3	1	—	—	—	
8132	Grantmaking & giving services	262	2 598	11 724	24	13	—	6	4	1	—	—	—	—	
81321	Grantmaking & giving services	262	2 598	11 724	24	13	—	6	4	1	—	—	—	—	
813219	Other grantmaking & giving services	107	780	3 283	6	3	—	1	1	1	—	—	—	—	
8133	Social advocacy organizations	1 048	11 913	52 560	22	7	5	2	4	2	1	1	—	—	
81331	Social advocacy organizations	1 048	11 913	52 560	22	7	5	2	4	2	1	1	—	—	
813311	Human rights organizations	118	991	4 423	7	1	3	2	—	1	—	—	—	—	
813312	Environment & wildlife organizations	540	5 938	27 616	8	3	2	—	2	—	1	—	—	—	
813319	Other social advocacy organizations	390	4 984	20 521	7	3	—	2	1	1	—	—	—	—	
8134	Civic & social organizations	233	1 578	6 711	13	5	4	1	1	2	—	—	—	—	
81341	Civic & social organizations	233	1 578	6 711	13	5	4	1	1	2	—	—	—	—	
813410	Civic & social organizations	233	1 578	6 711	13	5	4	1	1	2	—	—	—	—	
8139	Business, labor, political, like organizations	3 232	43 503	181 252	176	71	32	37	22	9	4	—	1	—	
81391	Business associations	2 365	36 062	147 115	83	23	14	20	15	7	3	—	—	—	
813910	Business associations	2 365	36 062	147 115	83	23	14	20	15	7	3	—	—	—	
81392	Professional organizations	555	5 872	24 708	33	8	9	8	5	2	1	—	—	—	
813920	Professional organizations	555	5 872	24 708	33	8	9	8	5	2	1	—	—	—	
81399	Oth similar organizations (exc business, prof, labor, pol)	238	1 107	5 512	50	34	8	7	1	—	—	—	—	—	
813990	Oth similar organizations (exc business, prof, labor, pol)	238	1 107	5 512	50	34	8	7	1	—	—	—	—	—	
<b>95</b>	<b>Auxiliaries (exc corporate, subsidiary &amp; regional mgt)</b>	<b>347</b>	<b>3 394</b>	<b>19 128</b>	<b>15</b>	<b>6</b>	<b>4</b>	<b>3</b>	<b>—</b>	<b>1</b>	<b>1</b>	<b>—</b>	<b>—</b>	<b>—</b>	
<b>99</b>	<b>Unclassified establishments</b>	<b>(C)</b>	<b>(D)</b>	<b>(D)</b>	<b>77</b>	<b>69</b>	<b>8</b>	<b>—</b>	<b>—</b>	<b>—</b>	<b>—</b>	<b>—</b>	<b>—</b>	<b>—</b>	
<b>AUGUSTA</b>															
	<b>Total</b>	<b>17 351</b>	<b>107 120</b>	<b>462 494</b>	<b>1 151</b>	<b>650</b>	<b>230</b>	<b>131</b>	<b>88</b>	<b>30</b>	<b>12</b>	<b>5</b>	<b>4</b>	<b>1</b>	
<b>11</b>	<b>Forestry, fishing, hunting, and agriculture support</b>	<b>26</b>	<b>83</b>	<b>363</b>	<b>9</b>	<b>7</b>	<b>2</b>	<b>—</b>	<b>—</b>	<b>—</b>	<b>—</b>	<b>—</b>	<b>—</b>	<b>—</b>	
<b>21</b>	<b>Mining</b>	<b>52</b>	<b>376</b>	<b>1 592</b>	<b>4</b>	<b>1</b>	<b>1</b>	<b>1</b>	<b>1</b>	<b>—</b>	<b>—</b>	<b>—</b>	<b>—</b>	<b>—</b>	
<b>22</b>	<b>Utilities</b>	<b>(C)</b>	<b>(D)</b>	<b>(D)</b>	<b>3</b>	<b>2</b>	<b>—</b>	<b>—</b>	<b>—</b>	<b>—</b>	<b>1</b>	<b>—</b>	<b>—</b>	<b>—</b>	
221	Utilities	(C)	(D)	(D)	3	2	—	—	—	—	1	—	—	—	
2211	Elec pwr generation, transmsn & distribution	(C)	(D)	(D)	1	—	—	—	—	—	1	—	—	—	
22112	Electric pwr transmsn, control & distribution	(C)	(D)	(D)	1	—	—	—	—	—	1	—	—	—	
<b>23</b>	<b>Construction</b>	<b>1 451</b>	<b>7 193</b>	<b>37 030</b>	<b>224</b>	<b>146</b>	<b>40</b>	<b>26</b>	<b>7</b>	<b>5</b>	<b>—</b>	<b>—</b>	<b>—</b>	<b>—</b>	
233	Building, developing & general contracting	420	1 779	7 894	88	59	18	9	2	—	—	—	—	—	
2332	Residential building construction	(E)	(D)	(D)	71	53	12	6	—	—	—	—	—	—	
23321	Single-family housing construction	262	1 049	4 773	69	51	12	6	—	—	—	—	—	—	
233210	Single-family housing construction	262	1 049	4 773	69	51	12	6	—	—	—	—	—	—	
2333	Nonresidential building construction	(C)	(D)	(D)	15	4	6	3	2	—	—	—	—	—	
23332	Commercial & institutional bldg construction	115	461	2 071	12	3	5	3	1	—	—	—	—	—	
233320	Commercial & institutional bldg construction	115	461	2 071	12	3	5	3	1	—	—	—	—	—	
234	Heavy construction	368	2 541	15 064	16	6	3	2	2	3	—	—	—	—	
2341	Highway, street, bridge & tunnel construction	(E)	(D)	(D)	8	2	—	1	2	3	—	—	—	—	
23411	Highway & street construction	251	1 724	10 667	7	2	—	1	2	2	—	—	—	—	
234110	Highway & street construction	251	1 724	10 667	7	2	—	1	2	2	—	—	—	—	
235	Special trade contractors	663	2 873	14 072	120	81	19	15	3	2	—	—	—	—	
2351	Plumbing, heating & AC contractor	221	977	4 309	21	11	5	2	2	1	—	—	—	—	
23511	Plumbing, heating & AC contractor	221	977	4 309	21	11	5	2	2	1	—	—	—	—	
235110	Plumbing, heating & AC contractor	221	977	4 309	21	11	5	2	2	1	—	—	—	—	
2359	Other special trade contractors	213	954	5 324	36	22	7	6	—	1	—	—	—	—	

Note: Employment-size classes are indicated as follows: A—0 to 19; B—20 to 99; C—100 to 249; E—250 to 499; F—500 to 2,499; G—1,000 to 2,499; H—2,500 to 4,999; I—5,000 to 9,999; J—10,000 to 24,999; K—25,000 to 49,999; L—50,000 to 99,999; M—100,000 or more.

**Table 6. Counties—Employees, Payroll, and Establishments by Industry: 1999—Con.**

[Excludes most government employees, railroad employees, and self-employed persons. Size class 1 to 4 includes establishments with payroll, but no employees, during mid-March pay period. (D) denotes figures withheld to avoid disclosing data for individual companies; the data are included in broader industry totals. Detailed industries with 100 or more employees are shown if industry was not a (D). For explanation of terms, abbreviations, and data reliability/comparability, see introductory text]

NAICS code	Industry	Number of employees for week including March 12	Payroll (\$1,000)		Total number of establishments	Number of establishments by employment-size class									
			First quarter	Annual		1 to 4	5 to 9	10 to 19	20 to 49	50 to 99	100 to 249	250 to 499	500 to 999	1,000 or more	
<b>AUGUSTA—Con.</b>															
<b>31-33</b>	<b>Manufacturing</b>	<b>5 213</b>	<b>43 209</b>	<b>177 191</b>	<b>65</b>	<b>18</b>	<b>5</b>	<b>13</b>	<b>10</b>	<b>6</b>	<b>6</b>	<b>4</b>	<b>3</b>	—	
311	Food mfg	(F)	(D)	(D)	4	2	—	1	—	—	—	—	1	—	
3113	Sugar & confectionery product mfg	(F)	(D)	(D)	1	—	—	—	—	—	—	—	1	—	
31133	Confectionery mfg from purchased chocolate	(F)	(D)	(D)	1	—	—	—	—	—	—	—	1	—	
313	Textile mills	(C)	(D)	(D)	1	—	—	—	—	—	1	—	—	—	
3133	Textile, fabric finishing, fabric coating mills	(C)	(D)	(D)	1	—	—	—	—	—	1	—	—	—	
31331	Textile & fabric finishing mills	(C)	(D)	(D)	1	—	—	—	—	—	1	—	—	—	
321	Wood product mfg	251	1 627	7 096	8	2	—	3	1	1	1	—	—	—	
3211	Sawmills & wood preservation	154	874	3 645	5	2	—	1	1	—	1	—	—	—	
32111	Sawmills & wood preservation	154	874	3 645	5	2	—	1	1	—	1	—	—	—	
321113	Sawmills	154	874	3 645	5	2	—	1	1	—	1	—	—	—	
325	Chemical mfg	135	1 158	4 974	4	1	—	—	2	1	—	—	—	—	
326	Plastics & rubber products mfg	(F)	(D)	(D)	4	—	—	1	2	—	—	1	—	—	
3261	Plastics product mfg	(F)	(D)	(D)	4	—	—	1	2	—	—	1	—	—	
32619	Other plastics product mfg	(F)	(D)	(D)	3	—	—	—	2	—	—	1	—	—	
331	Primary metal mfg	(C)	(D)	(D)	2	—	—	1	—	—	1	—	—	—	
3313	Alumina & aluminum production & processing	(C)	(D)	(D)	2	—	—	1	—	—	1	—	—	—	
33131	Alumina & aluminum production & processing	(C)	(D)	(D)	2	—	—	1	—	—	1	—	—	—	
332	Fabricated metal product mfg	1 441	12 440	52 179	19	4	3	5	2	2	—	2	1	—	
3321	Forging & stamping	(E)	(D)	(D)	1	—	—	—	—	—	—	1	—	—	
33211	Forging & stamping	(E)	(D)	(D)	1	—	—	—	—	—	—	1	—	—	
3322	Cutlery & handtool mfg	(F)	(D)	(D)	2	—	—	—	—	1	—	—	1	—	
33221	Cutlery & handtool mfg	(F)	(D)	(D)	2	—	—	—	—	1	—	—	1	—	
3323	Architectural & structural metals mfg	118	785	4 696	5	1	1	1	1	1	—	—	—	—	
33231	Plate work & fabricated structural prod mfg	(C)	(D)	(D)	4	—	1	1	1	1	—	—	—	—	
3327	Mach shops, turn prod, screw, nut, bolt mfg	111	715	3 138	8	1	2	4	1	—	—	—	—	—	
3329	Other fabricated metal product mfg	(E)	(D)	(D)	1	—	—	—	—	—	—	1	—	—	
33291	Metal valve mfg	(E)	(D)	(D)	1	—	—	—	—	—	—	1	—	—	
333	Machinery mfg	1 044	9 299	33 237	5	—	1	1	—	—	2	—	1	—	
3334	HVAC & commercial refrigeration equipment mfg	(F)	(D)	(D)	1	—	—	—	—	—	—	—	1	—	
33341	HVAC & commercial refrigeration equipment mfg	(F)	(D)	(D)	1	—	—	—	—	—	—	—	1	—	
3335	Metalworking machinery mfg	(C)	(D)	(D)	1	—	—	—	—	—	1	—	—	—	
33351	Metalworking machinery mfg	(C)	(D)	(D)	1	—	—	—	—	—	1	—	—	—	
3336	Engine, turbine & power transmsn equip mfg	(C)	(D)	(D)	1	—	—	—	—	—	1	—	—	—	
33361	Engine, turbine & power transmsn equip mfg	(C)	(D)	(D)	1	—	—	—	—	—	1	—	—	—	
337	Furniture & related product mfg	(C)	(D)	(D)	5	3	—	—	1	—	1	—	—	—	
3371	HH & institutional furniture & kitchen cabinet mfg	(C)	(D)	(D)	5	3	—	—	1	—	1	—	—	—	
33712	Household & institutional furniture mfg	(C)	(D)	(D)	2	—	—	—	1	—	1	—	—	—	
339	Miscellaneous mfg	(F)	(D)	(D)	4	1	—	1	1	—	—	1	—	—	
3391	Medical equipment & supplies mfg	(E)	(D)	(D)	1	—	—	—	—	—	—	1	—	—	
33911	Medical equipment & supplies mfg	(E)	(D)	(D)	1	—	—	—	—	—	—	1	—	—	
<b>42</b>	<b>Wholesale trade</b>	<b>615</b>	<b>4 004</b>	<b>18 073</b>	<b>52</b>	<b>21</b>	<b>12</b>	<b>7</b>	<b>11</b>	<b>1</b>	—	—	—	—	
421	Wholesale trade, durable goods	326	2 199	9 745	33	13	9	5	6	—	—	—	—	—	
4218	Machinery, equipment & supplies whsle	123	920	4 082	8	2	2	1	3	—	—	—	—	—	
422	Wholesale trade, nondurable goods	289	1 805	8 328	19	8	3	2	5	1	—	—	—	—	
4224	Grocery & related product whsle	140	705	3 381	6	—	2	1	2	1	—	—	—	—	
<b>44-45</b>	<b>Retail trade</b>	<b>1 799</b>	<b>7 142</b>	<b>30 766</b>	<b>194</b>	<b>90</b>	<b>58</b>	<b>24</b>	<b>16</b>	<b>6</b>	—	—	—	—	
441	Motor vehicle & parts dealers	288	1 706	7 870	24	14	3	2	4	1	—	—	—	—	
4411	Automobile dealers	178	1 109	5 201	9	4	1	—	3	1	—	—	—	—	
44111	New car dealers	162	1 062	5 025	4	—	—	—	3	1	—	—	—	—	
441110	New car dealers	162	1 062	5 025	4	—	—	—	3	1	—	—	—	—	
444	Bldg material & garden equip & supp dealers	162	735	3 389	19	8	4	5	2	—	—	—	—	—	
4441	Building material & supplies dealers	(C)	(D)	(D)	13	6	4	1	2	—	—	—	—	—	
445	Food & beverage stores	471	1 410	5 591	28	12	6	4	2	4	—	—	—	—	
4451	Grocery stores	348	1 246	4 743	21	8	5	3	2	3	—	—	—	—	
44511	Grocery (except convenience) stores	306	1 138	4 197	14	5	3	1	2	3	—	—	—	—	
445110	Grocery (except convenience) stores	306	1 138	4 197	14	5	3	1	2	3	—	—	—	—	
4452	Specialty food stores	(C)	(D)	(D)	6	3	1	1	—	1	—	—	—	—	
44529	Other specialty food stores	(C)	(D)	(D)	4	2	—	1	—	1	—	—	—	—	
446	Health & personal care stores	100	419	1 730	11	4	4	1	2	—	—	—	—	—	
4461	Health & personal care stores	100	419	1 730	11	4	4	1	2	—	—	—	—	—	
447	Gasoline stations	200	675	2 717	30	7	19	4	—	—	—	—	—	—	
4471	Gasoline stations	200	675	2 717	30	7	19	4	—	—	—	—	—	—	
44711	Gasoline stations with convenience stores	169	586	2 326	25	5	17	3	—	—	—	—	—	—	
447110	Gasoline stations with convenience stores	169	586	2 326	25	5	17	3	—	—	—	—	—	—	
452	General merchandise stores	136	349	1 456	9	3	4	—	1	1	—	—	—	—	
453	Miscellaneous store retailers	111	355	1 684	30	20	8	2	—	—	—	—	—	—	
454	Nonstore retailers	119	791	3 095	12	4	4	2	2	—	—	—	—	—	
4543	Direct selling establishments	(C)	(D)	(D)	11	3	4	2	2	—	—	—	—	—	

Note: Employment-size classes are indicated as follows: A—0 to 19; B—20 to 99; C—100 to 249; E—250 to 499; F—500 to 999; G—1,000 to 2,499; H—2,500 to 4,999; I—5,000 to 9,999; J—10,000 to 24,999; K—25,000 to 49,999; L—50,000 to 99,999; M—100,000 or more.

**Table 6. Counties—Employees, Payroll, and Establishments by Industry: 1999—Con.**

[Excludes most government employees, railroad employees, and self-employed persons. Size class 1 to 4 includes establishments with payroll, but no employees, during mid-March pay period. (D) denotes figures withheld to avoid disclosing data for individual companies; the data are included in broader industry totals. Detailed industries with 100 or more employees are shown if industry was not a (D). For explanation of terms, abbreviations, and data reliability/comparability, see introductory text]

NAICS code	Industry	Number of employees for week including March 12	Payroll (\$1,000)		Total number of establishments	Number of establishments by employment-size class									
			First quarter	Annual		1 to 4	5 to 9	10 to 19	20 to 49	50 to 99	100 to 249	250 to 499	500 to 999	1,000 or more	
<b>AUGUSTA—Con.</b>															
<b>48-49</b>	<b>Transportation &amp; warehousing</b> .....	<b>1 187</b>	<b>8 126</b>	<b>35 603</b>	<b>60</b>	<b>31</b>	<b>5</b>	<b>7</b>	<b>10</b>	<b>3</b>	<b>4</b>	-	-	-	
484	Truck transportation .....	895	6 576	29 113	45	25	3	5	6	3	3	-	-	-	
4841	General freight trucking .....	834	6 250	27 410	31	13	3	4	5	3	3	-	-	-	
48412	General freight trucking, long-distance .....	797	6 004	26 268	22	6	2	4	4	3	3	-	-	-	
484121	General freight trucking, long-distance, TL .....	503	3 454	15 279	17	6	2	3	2	2	2	-	-	-	
484122	General freight trucking, long-distance, LTL .....	294	2 550	10 989	5	-	-	1	2	1	1	-	-	-	
493	Warehousing & storage .....	(C)	(D)	(D)	3	1	-	-	1	-	1	-	-	-	
4931	Warehousing & storage .....	(C)	(D)	(D)	3	1	-	-	1	-	1	-	-	-	
49312	Refrigerated warehousing & storage .....	(C)	(D)	(D)	2	-	-	-	1	-	1	-	-	-	
<b>51</b>	<b>Information</b> .....	<b>141</b>	<b>1 160</b>	<b>4 697</b>	<b>16</b>	<b>8</b>	<b>5</b>	<b>2</b>	-	<b>1</b>	-	-	-	-	
513	Broadcasting & telecommunications .....	101	883	3 437	8	3	3	1	-	1	-	-	-	-	
<b>52</b>	<b>Finance &amp; insurance</b> .....	<b>205</b>	<b>1 201</b>	<b>5 120</b>	<b>50</b>	<b>30</b>	<b>16</b>	<b>3</b>	<b>1</b>	-	-	-	-	-	
522	Credit intermediation & related activities .....	140	768	3 238	23	8	11	3	1	-	-	-	-	-	
5221	Depository credit intermediation .....	130	680	2 789	19	5	10	3	1	-	-	-	-	-	
<b>53</b>	<b>Real estate &amp; rental &amp; leasing</b> .....	<b>130</b>	<b>525</b>	<b>2 096</b>	<b>44</b>	<b>38</b>	<b>3</b>	<b>3</b>	-	-	-	-	-	-	
<b>54</b>	<b>Professional, scientific &amp; technical services</b> .....	<b>366</b>	<b>1 718</b>	<b>8 268</b>	<b>63</b>	<b>34</b>	<b>14</b>	<b>13</b>	<b>2</b>	-	-	-	-	-	
541	Professional, scientific & technical services .....	366	1 718	8 268	63	34	14	13	2	-	-	-	-	-	
<b>55</b>	<b>Management of companies &amp; enterprises</b> .....	<b>(A)</b>	<b>(D)</b>	<b>(D)</b>	<b>3</b>	<b>1</b>	<b>2</b>	-	-	-	-	-	-	-	
<b>56</b>	<b>Admin, support, waste mgt, remediation services</b> .....	<b>314</b>	<b>908</b>	<b>4 184</b>	<b>45</b>	<b>31</b>	<b>4</b>	<b>7</b>	<b>1</b>	<b>2</b>	-	-	-	-	
561	Administrative & support services .....	292	824	3 818	42	30	3	6	1	2	-	-	-	-	
5617	Services to buildings & dwellings .....	211	543	2 646	32	22	2	6	1	1	-	-	-	-	
56172	Janitorial services .....	124	247	1 093	14	10	1	1	1	1	-	-	-	-	
561720	Janitorial services .....	124	247	1 093	14	10	1	1	1	1	-	-	-	-	
<b>61</b>	<b>Educational services</b> .....	<b>(B)</b>	<b>(D)</b>	<b>(D)</b>	<b>7</b>	<b>5</b>	<b>1</b>	-	<b>1</b>	-	-	-	-	-	
<b>62</b>	<b>Health care and social assistance</b> .....	<b>3 009</b>	<b>18 736</b>	<b>81 179</b>	<b>84</b>	<b>40</b>	<b>21</b>	<b>8</b>	<b>11</b>	<b>2</b>	-	<b>1</b>	-	<b>1</b>	
621	Ambulatory health care services .....	470	4 381	21 522	59	28	17	7	6	1	-	-	-	-	
6211	Offices of physicians .....	277	3 106	14 890	31	12	9	5	5	-	-	-	-	-	
62111	Offices of physicians .....	277	3 106	14 890	31	12	9	5	5	-	-	-	-	-	
621111	Offices of physicians (exc mental health) .....	277	3 106	14 890	31	12	9	5	5	-	-	-	-	-	
622	Hospitals .....	(G)	(D)	(D)	2	-	-	-	-	-	-	1	-	1	
6221	General medical & surgical hospitals .....	(G)	(D)	(D)	1	-	-	-	-	-	-	-	-	1	
62211	General medical & surgical hospitals .....	(G)	(D)	(D)	1	-	-	-	-	-	-	-	-	1	
6223	Other specialty hospitals .....	(E)	(D)	(D)	1	-	-	-	-	-	-	1	-	-	
62231	Other specialty hospitals .....	(E)	(D)	(D)	1	-	-	-	-	-	-	1	-	-	
623	Nursing & residential care facilities .....	(C)	(D)	(D)	8	1	2	-	4	1	-	-	-	-	
6233	Community care facilities for the elderly .....	(C)	(D)	(D)	7	1	2	-	4	-	-	-	-	-	
62331	Community care facilities for the elderly .....	(C)	(D)	(D)	7	1	2	-	4	-	-	-	-	-	
<b>71</b>	<b>Arts, entertainment &amp; recreation</b> .....	<b>115</b>	<b>244</b>	<b>946</b>	<b>12</b>	<b>8</b>	<b>1</b>	<b>1</b>	<b>1</b>	<b>1</b>	-	-	-	-	
713	Amusement, gambling & recreation industries .....	106	212	728	8	4	1	1	1	1	-	-	-	-	
7139	Other amusement & recreation industries .....	106	212	728	8	4	1	1	1	1	-	-	-	-	
<b>72</b>	<b>Accommodation &amp; food services</b> .....	<b>1 064</b>	<b>2 292</b>	<b>10 916</b>	<b>66</b>	<b>25</b>	<b>12</b>	<b>11</b>	<b>14</b>	<b>3</b>	<b>1</b>	-	-	-	
721	Accommodation .....	226	592	2 713	13	3	2	4	3	1	-	-	-	-	
7211	Traveler accommodation .....	(C)	(D)	(D)	10	-	2	4	3	1	-	-	-	-	
72111	Hotels (exc casino hotels) & motels .....	(C)	(D)	(D)	10	-	2	4	3	1	-	-	-	-	
722	Food services & drinking places .....	838	1 700	8 203	53	22	10	7	11	2	1	-	-	-	
7221	Full-service restaurants .....	517	1 168	5 664	22	7	3	4	5	2	1	-	-	-	
72211	Full-service restaurants .....	517	1 168	5 664	22	7	3	4	5	2	1	-	-	-	
722110	Full-service restaurants .....	517	1 168	5 664	22	7	3	4	5	2	1	-	-	-	
7222	Limited-service eating places .....	253	429	2 044	22	10	4	3	5	-	-	-	-	-	
72221	Limited-service eating places .....	253	429	2 044	22	10	4	3	5	-	-	-	-	-	
722211	Limited-service restaurants .....	244	410	1 960	17	6	3	3	5	-	-	-	-	-	
<b>81</b>	<b>Other services (except public administration)</b> .....	<b>518</b>	<b>1 845</b>	<b>8 194</b>	<b>139</b>	<b>105</b>	<b>27</b>	<b>5</b>	<b>2</b>	-	-	-	-	-	
811	Repair & maintenance .....	159	898	4 039	47	40	4	2	1	-	-	-	-	-	
813	Religious, grantmaking, civic, prof & like organizations .....	316	819	3 391	70	46	20	3	1	-	-	-	-	-	
8131	Religious organizations .....	258	589	2 412	55	35	16	3	1	-	-	-	-	-	
81311	Religious organizations .....	258	589	2 412	55	35	16	3	1	-	-	-	-	-	
813110	Religious organizations .....	258	589	2 412	55	35	16	3	1	-	-	-	-	-	
<b>95</b>	<b>Auxiliaries (exc corporate, subsidiary &amp; regional mgt)</b> .....	<b>(F)</b>	<b>(D)</b>	<b>(D)</b>	<b>1</b>	-	-	-	-	-	-	-	<b>1</b>	-	
<b>99</b>	<b>Unclassified establishments</b> .....	<b>15</b>	<b>48</b>	<b>200</b>	<b>10</b>	<b>9</b>	<b>1</b>	-	-	-	-	-	-	-	

Note: Employment-size classes are indicated as follows: A—0 to 19; B—20 to 99; C—100 to 249; E—250 to 499; F—500 to 999; G—1,000 to 2,499; H—2,500 to 4,999; I—5,000 to 9,999; J—10,000 to 24,999; K—25,000 to 49,999; L—50,000 to 99,999; M—100,000 or more.

**Table 6. Counties—Employees, Payroll, and Establishments by Industry: 1999—Con.**

[Excludes most government employees, railroad employees, and self-employed persons. Size class 1 to 4 includes establishments with payroll, but no employees, during mid-March pay period. (D) denotes figures withheld to avoid disclosing data for individual companies; the data are included in broader industry totals. Detailed industries with 100 or more employees are shown if industry was not a (D). For explanation of terms, abbreviations, and data reliability/comparability, see introductory text]

NAICS code	Industry	Number of employees for week including March 12	Payroll (\$1,000)		Total number of establishments	Number of establishments by employment-size class								
			First quarter	Annual		1 to 4	5 to 9	10 to 19	20 to 49	50 to 99	100 to 249	250 to 499	500 to 999	1,000 or more
<b>BATH</b>														
	<b>Total</b> .....	<b>699</b>	<b>5 074</b>	<b>20 908</b>	<b>140</b>	<b>108</b>	<b>17</b>	<b>10</b>	<b>3</b>	<b>2</b>	—	—	—	—
11	Forestry, fishing, hunting, and agriculture support .....	14	67	276	5	4	1	—	—	—	—	—	—	—
22	Utilities .....	(C)	(D)	(D)	3	1	—	—	1	1	—	—	—	—
221	Utilities .....	(C)	(D)	(D)	3	1	—	—	1	1	—	—	—	—
2211	Elec pwr generation, transmn & distribution ...	(C)	(D)	(D)	3	1	—	—	1	1	—	—	—	—
23	Construction .....	75	445	2 047	26	22	3	1	—	—	—	—	—	—
31-33	Manufacturing .....	38	168	481	3	1	—	1	—	—	—	—	—	—
42	Wholesale trade .....	19	151	688	5	4	—	1	—	—	—	—	—	—
44-45	Retail trade .....	106	328	1 349	26	17	7	2	—	—	—	—	—	—
48-49	Transportation & warehousing .....	(A)	(D)	(D)	2	2	—	—	—	—	—	—	—	—
51	Information .....	(A)	(D)	(D)	2	—	1	1	—	—	—	—	—	—
52	Finance & insurance .....	22	140	536	4	2	1	1	—	—	—	—	—	—
53	Real estate & rental & leasing .....	(A)	(D)	(D)	6	6	—	—	—	—	—	—	—	—
54	Professional, scientific & technical services .....	21	84	372	11	11	—	—	—	—	—	—	—	—
56	Admin, support, waste mgt, remediation services .....	(B)	(D)	(D)	3	1	1	—	1	—	—	—	—	—
61	Educational services .....	(A)	(D)	(D)	2	1	1	—	—	—	—	—	—	—
62	Health care and social assistance .....	111	662	2 950	7	6	—	—	—	1	—	—	—	—
71	Arts, entertainment & recreation .....	4	6	22	3	3	—	—	—	—	—	—	—	—
72	Accommodation & food services .....	60	145	918	16	12	1	3	—	—	—	—	—	—
81	Other services (except public administration) .....	24	78	370	12	11	1	—	—	—	—	—	—	—
99	Unclassified establishments .....	4	8	36	4	4	—	—	—	—	—	—	—	—
<b>BEDFORD</b>														
	<b>Total</b> .....	<b>7 611</b>	<b>40 862</b>	<b>188 234</b>	<b>869</b>	<b>567</b>	<b>158</b>	<b>76</b>	<b>46</b>	<b>10</b>	<b>8</b>	<b>4</b>	—	—
11	Forestry, fishing, hunting, and agriculture support .....	33	179	824	12	8	4	—	—	—	—	—	—	—
21	Mining .....	(B)	(D)	(D)	1	—	—	—	1	—	—	—	—	—
22	Utilities .....	(A)	(D)	(D)	1	1	—	—	—	—	—	—	—	—
23	Construction .....	1 287	7 974	39 756	213	147	37	19	7	1	2	—	—	—
233	Building, developing & general contracting .....	473	2 851	14 967	90	62	22	3	2	—	1	—	—	—
2332	Residential building construction .....	242	1 166	5 863	73	50	20	3	—	—	—	—	—	—
23321	Single-family housing construction .....	242	1 166	5 863	73	50	20	3	—	—	—	—	—	—
233210	Single-family housing construction .....	242	1 166	5 863	73	50	20	3	—	—	—	—	—	—
2333	Nonresidential building construction .....	223	1 625	8 829	12	7	2	—	2	—	1	—	—	—
23331	Mfg & industrial building construction .....	(C)	(D)	(D)	3	2	—	—	—	—	1	—	—	—
235	Special trade contractors .....	768	4 846	23 399	113	77	14	16	4	1	1	—	—	—
2353	Electrical contractors .....	167	884	4 740	18	10	3	3	1	1	—	—	—	—
23531	Electrical contractors .....	167	884	4 740	18	10	3	3	1	1	—	—	—	—
235310	Electrical contractors .....	167	884	4 740	18	10	3	3	1	1	—	—	—	—
2359	Other special trade contractors .....	313	2 736	11 593	21	12	2	3	3	—	1	—	—	—
23595	Bldg equip & oth mach installation contractor ..	(C)	(D)	(D)	1	—	—	—	—	—	1	—	—	—
31-33	Manufacturing .....	1 781	14 755	61 135	49	16	11	7	7	2	4	2	—	—
311	Food mfg .....	(C)	(D)	(D)	3	1	1	—	—	—	1	—	—	—
3116	Animal slaughtering & processing .....	(C)	(D)	(D)	2	—	1	—	—	—	1	—	—	—
31161	Animal slaughtering & processing .....	(C)	(D)	(D)	2	—	1	—	—	—	1	—	—	—
321	Wood product mfg .....	143	689	2 774	12	4	3	3	2	—	—	—	—	—
322	Paper mfg .....	(E)	(D)	(D)	1	—	—	—	—	—	—	—	1	—
3221	Pulp, paper & paperboard mills .....	(E)	(D)	(D)	1	—	—	—	—	—	—	—	1	—
32213	Paperboard mills .....	(E)	(D)	(D)	1	—	—	—	—	—	—	—	1	—
323	Printing & related support activities .....	(E)	(D)	(D)	2	—	—	—	1	—	—	1	—	—
3231	Printing & related support activities .....	(E)	(D)	(D)	2	—	—	—	1	—	—	1	—	—
32311	Printing .....	(E)	(D)	(D)	2	—	—	—	1	—	—	1	—	—
325	Chemical mfg .....	(C)	(D)	(D)	1	—	—	—	—	—	1	—	—	—
3254	Pharmaceutical & medicine mfg .....	(C)	(D)	(D)	1	—	—	—	—	—	1	—	—	—
32541	Pharmaceutical & medicine mfg .....	(C)	(D)	(D)	1	—	—	—	—	—	1	—	—	—
326	Plastics & rubber products mfg .....	(C)	(D)	(D)	3	1	1	—	—	—	1	—	—	—
3261	Plastics product mfg .....	(C)	(D)	(D)	3	1	1	—	—	—	1	—	—	—
32619	Other plastics product mfg .....	(C)	(D)	(D)	3	1	1	—	—	—	1	—	—	—
332	Fabricated metal product mfg .....	(C)	(D)	(D)	5	2	—	1	1	1	—	—	—	—
334	Computer & electronic product mfg .....	(E)	(D)	(D)	4	1	—	1	—	1	1	—	—	—
3342	Communications equipment mfg .....	(C)	(D)	(D)	1	—	—	—	—	—	1	—	—	—
33422	Radio, TV broadcast & wireless comm equip mfg .....	(C)	(D)	(D)	1	—	—	—	—	—	1	—	—	—
42	Wholesale trade .....	216	1 206	5 390	41	27	7	6	1	—	—	—	—	—
421	Wholesale trade, durable goods .....	158	875	3 934	27	19	2	5	1	—	—	—	—	—

Note: Employment-size classes are indicated as follows: A—0 to 19; B—20 to 99; C—100 to 249; E—250 to 499; F—500 to 999; G—1,000 to 2,499; H—2,500 to 4,999; I—5,000 to 9,999; J—10,000 to 24,999; K—25,000 to 49,999; L—50,000 to 99,999; M—100,000 or more.



**Table 6. Counties—Employees, Payroll, and Establishments by Industry: 1999—Con.**

[Excludes most government employees, railroad employees, and self-employed persons. Size class 1 to 4 includes establishments with payroll, but no employees, during mid-March pay period. (D) denotes figures withheld to avoid disclosing data for individual companies; the data are included in broader industry totals. Detailed industries with 100 or more employees are shown if industry was not a (D). For explanation of terms, abbreviations, and data reliability/comparability, see introductory text]

NAICS code	Industry	Number of employees for week including March 12	Payroll (\$1,000)		Total number of establishments	Number of establishments by employment-size class									
			First quarter	Annual		1 to 4	5 to 9	10 to 19	20 to 49	50 to 99	100 to 249	250 to 499	500 to 999	1,000 or more	
<b>BEDFORD—Con.</b>															
<b>44-45</b>	<b>Retail trade</b> .....	<b>738</b>	<b>2 587</b>	<b>12 413</b>	<b>108</b>	<b>55</b>	<b>30</b>	<b>15</b>	<b>8</b>	—	—	—	—	—	
444	Bldg material & garden equip & supp dealers .....	145	702	3 545	18	10	5	—	3	—	—	—	—	—	
4442	Lawn & garden equip & supplies stores .....	107	436	2 076	10	4	4	—	2	—	—	—	—	—	
445	Food & beverage stores .....	118	361	1 677	13	6	3	2	2	—	—	—	—	—	
4451	Grocery stores .....	(C)	(D)	(D)	12	5	3	2	2	—	—	—	—	—	
44511	Grocery (except convenience) stores .....	110	351	1 611	9	3	2	2	2	—	—	—	—	—	
445110	Grocery (except convenience) stores .....	110	351	1 611	9	3	2	2	2	—	—	—	—	—	
447	Gasoline stations .....	193	500	2 165	16	4	3	7	2	—	—	—	—	—	
4471	Gasoline stations .....	193	500	2 165	16	4	3	7	2	—	—	—	—	—	
44711	Gasoline stations with convenience stores ...	(C)	(D)	(D)	15	4	3	6	2	—	—	—	—	—	
<b>48-49</b>	<b>Transportation &amp; warehousing</b> .....	<b>169</b>	<b>911</b>	<b>4 296</b>	<b>36</b>	<b>22</b>	<b>9</b>	<b>3</b>	<b>2</b>	—	—	—	—	—	
484	Truck transportation .....	141	764	3 416	24	13	6	3	2	—	—	—	—	—	
<b>51</b>	<b>Information</b> .....	<b>499</b>	<b>1 524</b>	<b>7 816</b>	<b>12</b>	<b>7</b>	<b>1</b>	<b>2</b>	—	<b>1</b>	—	<b>1</b>	—	—	
513	Broadcasting & telecommunications .....	(E)	(D)	(D)	4	2	1	—	—	—	—	1	—	—	
5133	Telecommunications .....	(E)	(D)	(D)	3	2	—	—	—	—	—	1	—	—	
51331	Wired telecommunications carriers .....	(E)	(D)	(D)	3	2	—	—	—	—	—	1	—	—	
<b>52</b>	<b>Finance &amp; insurance</b> .....	<b>79</b>	<b>677</b>	<b>3 062</b>	<b>33</b>	<b>28</b>	<b>4</b>	<b>1</b>	—	—	—	—	—	—	
<b>53</b>	<b>Real estate &amp; rental &amp; leasing</b> .....	<b>54</b>	<b>289</b>	<b>1 286</b>	<b>31</b>	<b>27</b>	<b>4</b>	—	—	—	—	—	—	—	
<b>54</b>	<b>Professional, scientific &amp; technical services</b> .....	<b>444</b>	<b>2 848</b>	<b>13 781</b>	<b>70</b>	<b>49</b>	<b>12</b>	<b>4</b>	<b>4</b>	—	<b>1</b>	—	—	—	
541	Professional, scientific & technical services .....	444	2 848	13 781	70	49	12	4	4	—	1	—	—	—	
5413	Architectural, engineering & related services ...	108	771	3 668	14	8	3	1	2	—	—	—	—	—	
5418	Advertising & related services .....	143	929	4 834	5	3	—	—	1	—	1	—	—	—	
54186	Direct mail advertising .....	(C)	(D)	(D)	2	—	—	—	1	—	1	—	—	—	
<b>55</b>	<b>Management of companies &amp; enterprises</b> ..	<b>(A)</b>	<b>(D)</b>	<b>(D)</b>	<b>2</b>	<b>1</b>	—	<b>1</b>	—	—	—	—	—	—	
<b>56</b>	<b>Admin, support, waste mgmt, remediation services</b> .....	<b>898</b>	<b>2 801</b>	<b>13 674</b>	<b>52</b>	<b>37</b>	<b>5</b>	<b>5</b>	<b>1</b>	<b>2</b>	<b>1</b>	<b>1</b>	—	—	
561	Administrative & support services .....	(F)	(D)	(D)	51	36	5	5	1	2	1	1	—	—	
5611	Office administrative services .....	(C)	(D)	(D)	2	1	—	—	—	—	1	—	—	—	
56111	Office administrative services .....	(C)	(D)	(D)	2	1	—	—	—	—	1	—	—	—	
5613	Employment services .....	547	1 519	7 689	4	1	—	1	—	1	—	1	—	—	
56133	Employee leasing services .....	(E)	(D)	(D)	2	1	—	—	—	—	—	1	—	—	
<b>61</b>	<b>Educational services</b> .....	<b>131</b>	<b>324</b>	<b>1 519</b>	<b>7</b>	<b>3</b>	<b>1</b>	<b>1</b>	<b>1</b>	<b>1</b>	—	—	—	—	
611	Educational services .....	131	324	1 519	7	3	1	1	1	1	—	—	—	—	
<b>62</b>	<b>Health care and social assistance</b> .....	<b>304</b>	<b>1 481</b>	<b>7 602</b>	<b>41</b>	<b>28</b>	<b>5</b>	<b>3</b>	<b>4</b>	<b>1</b>	—	—	—	—	
621	Ambulatory health care services .....	161	1 033	5 616	31	23	3	3	2	—	—	—	—	—	
<b>71</b>	<b>Arts, entertainment &amp; recreation</b> .....	<b>193</b>	<b>650</b>	<b>3 438</b>	<b>22</b>	<b>15</b>	<b>3</b>	<b>1</b>	<b>2</b>	<b>1</b>	—	—	—	—	
713	Amusement, gambling & recreation industries ....	(C)	(D)	(D)	16	11	2	1	1	1	—	—	—	—	
7139	Other amusement & recreation industries .....	(C)	(D)	(D)	16	11	2	1	1	1	—	—	—	—	
<b>72</b>	<b>Accommodation &amp; food services</b> .....	<b>346</b>	<b>812</b>	<b>4 139</b>	<b>36</b>	<b>15</b>	<b>9</b>	<b>6</b>	<b>6</b>	—	—	—	—	—	
722	Food services & drinking places .....	315	737	3 712	30	11	8	5	6	—	—	—	—	—	
7221	Full-service restaurants .....	133	200	1 150	17	6	5	5	1	—	—	—	—	—	
72211	Full-service restaurants .....	133	200	1 150	17	6	5	5	1	—	—	—	—	—	
722110	Full-service restaurants .....	133	200	1 150	17	6	5	5	1	—	—	—	—	—	
7222	Limited-service eating places .....	175	527	2 521	10	2	3	—	5	—	—	—	—	—	
72221	Limited-service eating places .....	175	527	2 521	10	2	3	—	5	—	—	—	—	—	
722211	Limited-service restaurants .....	175	527	2 521	10	2	3	—	5	—	—	—	—	—	
<b>81</b>	<b>Other services (except public administration)</b> .....	<b>369</b>	<b>1 402</b>	<b>6 174</b>	<b>91</b>	<b>71</b>	<b>15</b>	<b>2</b>	<b>2</b>	<b>1</b>	—	—	—	—	
811	Repair & maintenance .....	150	823	3 611	25	19	3	1	1	1	—	—	—	—	
813	Religious, grantmaking, civic, prof & like organizations .....	160	404	1 811	52	41	10	1	—	—	—	—	—	—	
8131	Religious organizations .....	111	257	1 164	38	31	7	—	—	—	—	—	—	—	
81311	Religious organizations .....	111	257	1 164	38	31	7	—	—	—	—	—	—	—	
813110	Religious organizations .....	111	257	1 164	38	31	7	—	—	—	—	—	—	—	
<b>99</b>	<b>Unclassified establishments</b> .....	<b>8</b>	<b>24</b>	<b>136</b>	<b>11</b>	<b>10</b>	<b>1</b>	—	—	—	—	—	—	—	

Note: Employment-size classes are indicated as follows: A—0 to 19; B—20 to 99; C—100 to 249; E—250 to 499; F—500 to 999; G—1,000 to 2,499; H—2,500 to 4,999; I—5,000 to 9,999; J—10,000 to 24,999; K—25,000 to 49,999; L—50,000 to 99,999; M—100,000 or more.

**Table 6. Counties—Employees, Payroll, and Establishments by Industry: 1999—Con.**

[Excludes most government employees, railroad employees, and self-employed persons. Size class 1 to 4 includes establishments with payroll, but no employees, during mid-March pay period. (D) denotes figures withheld to avoid disclosing data for individual companies; the data are included in broader industry totals. Detailed industries with 100 or more employees are shown if industry was not a (D). For explanation of terms, abbreviations, and data reliability/comparability, see introductory text]

NAICS code	Industry	Number of employees for week including March 12	Payroll (\$1,000)		Total number of establishments	Number of establishments by employment-size class								
			First quarter	Annual		1 to 4	5 to 9	10 to 19	20 to 49	50 to 99	100 to 249	250 to 499	500 to 999	1,000 or more
<b>BLAND</b>														
	<b>Total</b> .....	<b>1 506</b>	<b>9 590</b>	<b>38 534</b>	<b>102</b>	<b>57</b>	<b>23</b>	<b>10</b>	<b>5</b>	<b>2</b>	<b>4</b>	<b>1</b>	-	-
11	Forestry, fishing, hunting, and agriculture support .....	(A)	(D)	(D)	2	2	-	-	-	-	-	-	-	-
21	Mining .....	(B)	(D)	(D)	2	-	1	1	-	-	-	-	-	-
23	Construction .....	87	372	2 059	19	12	5	1	1	-	-	-	-	-
31-33	Manufacturing .....	638	4 790	16 087	7	-	2	1	1	-	2	1	-	-
315	Apparel manufacturing .....	(C)	(D)	(D)	2	-	-	1	-	-	1	-	-	-
3152	Cut & sew apparel mfg .....	(C)	(D)	(D)	2	-	-	1	-	-	1	-	-	-
31522	Men's, boys' cut & sew apparel mfg .....	(C)	(D)	(D)	1	-	-	-	-	-	1	-	-	-
334	Computer & electronic product mfg .....	(C)	(D)	(D)	1	-	-	-	-	-	1	-	-	-
3344	Semiconductor & oth electronic component mfg .....	(C)	(D)	(D)	1	-	-	-	-	-	1	-	-	-
33441	Semiconductor & oth electronic component mfg .....	(C)	(D)	(D)	1	-	-	-	-	-	1	-	-	-
335	Electrical equip, appliance & component mfg .....	(E)	(D)	(D)	2	-	-	-	1	-	-	1	-	-
3353	Electrical equipment mfg .....	(E)	(D)	(D)	2	-	-	-	1	-	-	1	-	-
33531	Electrical equipment mfg .....	(E)	(D)	(D)	2	-	-	-	1	-	-	1	-	-
42	Wholesale trade .....	(C)	(D)	(D)	6	3	-	-	1	1	1	-	-	-
422	Wholesale trade, nondurable goods .....	(C)	(D)	(D)	3	-	-	-	1	1	1	-	-	-
4222	Drugs & druggists' sundries whlse .....	(C)	(D)	(D)	3	-	-	-	1	1	1	-	-	-
42221	Drugs & druggists' sundries whlse .....	(C)	(D)	(D)	3	-	-	-	1	1	1	-	-	-
44-45	Retail trade .....	110	320	1 399	18	10	6	1	1	-	-	-	-	-
48-49	Transportation & warehousing .....	19	94	445	5	3	1	1	-	-	-	-	-	-
51	Information .....	(A)	(D)	(D)	1	-	-	1	-	-	-	-	-	-
52	Finance & insurance .....	17	100	361	5	3	2	-	-	-	-	-	-	-
53	Real estate & rental & leasing .....	(A)	(D)	(D)	1	1	-	-	-	-	-	-	-	-
54	Professional, scientific & technical services .....	(A)	(D)	(D)	2	1	1	-	-	-	-	-	-	-
56	Admin, support, waste mgt, remediation services .....	(B)	(D)	(D)	2	-	1	1	-	-	-	-	-	-
62	Health care and social assistance .....	157	502	1 685	8	4	2	1	-	-	1	-	-	-
623	Nursing & residential care facilities .....	(C)	(D)	(D)	1	-	-	-	-	-	1	-	-	-
6231	Nursing care facilities .....	(C)	(D)	(D)	1	-	-	-	-	-	1	-	-	-
62311	Nursing care facilities .....	(C)	(D)	(D)	1	-	-	-	-	-	1	-	-	-
71	Arts, entertainment & recreation .....	14	25	240	3	1	2	-	-	-	-	-	-	-
72	Accommodation & food services .....	7	11	49	3	3	-	-	-	-	-	-	-	-
81	Other services (except public administration) .....	68	331	1 518	15	12	-	2	1	-	-	-	-	-
95	Auxiliaries (exc corporate, subsidiary & regional mgt) .....	(B)	(D)	(D)	1	-	-	-	-	1	-	-	-	-
99	Unclassified establishments .....	(A)	(D)	(D)	2	2	-	-	-	-	-	-	-	-
<b>BOTETOURT</b>														
	<b>Total</b> .....	<b>6 375</b>	<b>39 806</b>	<b>168 951</b>	<b>589</b>	<b>365</b>	<b>97</b>	<b>65</b>	<b>39</b>	<b>11</b>	<b>10</b>	<b>2</b>	-	-
11	Forestry, fishing, hunting, and agriculture support .....	(B)	(D)	(D)	4	3	-	-	-	1	-	-	-	-
21	Mining .....	(C)	(D)	(D)	2	-	-	-	1	-	1	-	-	-
212	Mining (except oil & gas) .....	(C)	(D)	(D)	2	-	-	-	1	-	1	-	-	-
2123	Nonmetallic mineral mining & quarrying .....	(C)	(D)	(D)	2	-	-	-	1	-	1	-	-	-
21231	Stone mining & quarrying .....	(C)	(D)	(D)	2	-	-	-	1	-	1	-	-	-
22	Utilities .....	(A)	(D)	(D)	3	3	-	-	-	-	-	-	-	-
23	Construction .....	1 402	11 054	49 175	117	88	14	9	3	-	1	2	-	-
233	Building, developing & general contracting .....	120	668	3 525	41	34	4	3	-	-	-	-	-	-
234	Heavy construction .....	765	6 038	26 535	10	1	2	3	2	-	1	1	-	-
2341	Highway, street, bridge & tunnel construction ...	213	1 129	6 070	3	-	-	-	2	-	1	-	-	-
23412	Bridge & tunnel construction .....	(C)	(D)	(D)	1	-	-	-	-	-	1	-	-	-
2349	Other heavy construction .....	552	4 909	20 465	7	1	2	3	-	-	-	1	-	-
23492	Pwr, communication transmsn line construction .....	(F)	(D)	(D)	2	-	-	1	-	-	-	1	-	-
235	Special trade contractors .....	517	4 348	19 115	66	53	8	3	1	-	-	1	-	-
2353	Electrical contractors .....	(E)	(D)	(D)	7	5	-	1	-	-	-	1	-	-
23531	Electrical contractors .....	(E)	(D)	(D)	7	5	-	1	-	-	-	1	-	-

Note: Employment-size classes are indicated as follows: A—0 to 19; B—20 to 99; C—100 to 249; E—250 to 499; F—500 to 999; G—1,000 to 2,499; H—2,500 to 4,999; I—5,000 to 9,999; J—10,000 to 24,999; K—25,000 to 49,999; L—50,000 to 99,999; M—100,000 or more.



**Table 6. Counties—Employees, Payroll, and Establishments by Industry: 1999—Con.**

[Excludes most government employees, railroad employees, and self-employed persons. Size class 1 to 4 includes establishments with payroll, but no employees, during mid-March pay period. (D) denotes figures withheld to avoid disclosing data for individual companies; the data are included in broader industry totals. Detailed industries with 100 or more employees are shown if industry was not a (D). For explanation of terms, abbreviations, and data reliability/comparability, see introductory text]

NAICS code	Industry	Number of employees for week including March 12	Payroll (\$1,000)		Total number of establishments	Number of establishments by employment-size class									
			First quarter	Annual		1 to 4	5 to 9	10 to 19	20 to 49	50 to 99	100 to 249	250 to 499	500 to 999	1,000 or more	
<b>99</b>	<b>BOTETOURT—Con.</b>														
	Unclassified establishments .....	(A)	(D)	(D)	8	8	—	—	—	—	—	—	—	—	—
	<b>BRUNSWICK</b>														
	Total .....	3 692	15 663	66 622	321	180	62	40	27	9	1	2	—	—	
<b>11</b>	<b>Forestry, fishing, hunting, and agriculture support</b> .....	(E)	(D)	(D)	29	11	8	5	5	—	—	—	—	—	
113	Forestry and logging .....	(E)	(D)	(D)	28	10	8	5	5	—	—	—	—	—	
1133	Logging .....	265	1 526	6 786	26	9	8	4	5	—	—	—	—	—	
11331	Logging .....	265	1 526	6 786	26	9	8	4	5	—	—	—	—	—	
113310	Logging .....	265	1 526	6 786	26	9	8	4	5	—	—	—	—	—	
<b>21</b>	<b>Mining</b> .....	(B)	(D)	(D)	1	—	—	—	1	—	—	—	—	—	
<b>22</b>	<b>Utilities</b> .....	(B)	(D)	(D)	1	—	—	—	1	—	—	—	—	—	
<b>23</b>	<b>Construction</b> .....	250	1 178	6 391	39	26	8	2	2	1	—	—	—	—	
235	Special trade contractors .....	167	702	3 742	23	15	5	1	1	1	—	—	—	—	
<b>31-33</b>	<b>Manufacturing</b> .....	698	3 473	13 223	19	3	2	5	3	5	1	—	—	—	
321	Wood product mfg .....	380	1 876	6 557	8	—	—	2	2	4	—	—	—	—	
3211	Sawmills & wood preservation .....	145	719	3 236	4	—	—	1	2	1	—	—	—	—	
32111	Sawmills & wood preservation .....	145	719	3 236	4	—	—	1	2	1	—	—	—	—	
321113	Sawmills .....	145	719	3 236	4	—	—	1	2	1	—	—	—	—	
3219	Other wood product mfg .....	235	1 157	3 321	4	—	—	1	—	3	—	—	—	—	
32192	Wood container & pallet mfg .....	(C)	(D)	(D)	2	—	—	—	—	2	—	—	—	—	
327	Nonmetallic mineral product mfg .....	(C)	(D)	(D)	2	1	—	—	—	—	1	—	—	—	
3271	Clay product & refractory mfg .....	(C)	(D)	(D)	1	—	—	—	—	—	1	—	—	—	
32712	Clay building material & refractories mfg .....	(C)	(D)	(D)	1	—	—	—	—	—	1	—	—	—	
<b>42</b>	<b>Wholesale trade</b> .....	65	375	1 910	11	7	2	1	1	—	—	—	—	—	
<b>44-45</b>	<b>Retail trade</b> .....	441	1 279	5 713	58	27	15	12	4	—	—	—	—	—	
445	Food & beverage stores .....	140	377	1 591	20	13	3	3	1	—	—	—	—	—	
4451	Grocery stores .....	(C)	(D)	(D)	17	11	2	3	1	—	—	—	—	—	
<b>48-49</b>	<b>Transportation &amp; warehousing</b> .....	(E)	(D)	(D)	46	25	10	8	3	—	—	—	—	—	
484	Truck transportation .....	(E)	(D)	(D)	45	24	10	8	3	—	—	—	—	—	
4842	Specialized freight trucking .....	226	1 144	4 457	30	15	6	6	3	—	—	—	—	—	
48422	Specialized freight (exc used) trucking, local ..	168	813	3 036	25	14	5	4	2	—	—	—	—	—	
484220	Specialized freight (exc used) trucking, local ..	168	813	3 036	25	14	5	4	2	—	—	—	—	—	
<b>51</b>	<b>Information</b> .....	(A)	(D)	(D)	2	2	—	—	—	—	—	—	—	—	
<b>52</b>	<b>Finance &amp; insurance</b> .....	69	367	1 498	14	8	5	1	—	—	—	—	—	—	
<b>53</b>	<b>Real estate &amp; rental &amp; leasing</b> .....	4	9	42	4	4	—	—	—	—	—	—	—	—	
<b>54</b>	<b>Professional, scientific &amp; technical services</b> .....	35	167	813	14	12	2	—	—	—	—	—	—	—	
<b>56</b>	<b>Admin, support, waste mgt, remediation services</b> .....	(E)	(D)	(D)	8	5	—	1	1	—	—	1	—	—	
561	Administrative & support services .....	(E)	(D)	(D)	6	4	—	1	—	—	—	1	—	—	
5612	Facilities support services .....	(E)	(D)	(D)	1	—	—	—	—	—	—	1	—	—	
56121	Facilities support services .....	(E)	(D)	(D)	1	—	—	—	—	—	—	1	—	—	
<b>61</b>	<b>Educational services</b> .....	(F)	(D)	(D)	2	—	—	—	—	1	—	1	—	—	
611	Educational services .....	(F)	(D)	(D)	2	—	—	—	—	1	—	1	—	—	
6113	Colleges, universities & professional schools ...	(E)	(D)	(D)	1	—	—	—	—	—	—	1	—	—	
61131	Colleges, universities & professional schools ...	(E)	(D)	(D)	1	—	—	—	—	—	—	1	—	—	
<b>62</b>	<b>Health care and social assistance</b> .....	166	549	2 714	13	9	1	1	1	1	—	—	—	—	
623	Nursing & residential care facilities .....	101	353	1 552	5	4	—	—	—	1	—	—	—	—	
<b>71</b>	<b>Arts, entertainment &amp; recreation</b> .....	(B)	(D)	(D)	2	1	—	—	1	—	—	—	—	—	
<b>72</b>	<b>Accommodation &amp; food services</b> .....	249	487	2 209	16	5	3	4	3	1	—	—	—	—	
722	Food services & drinking places .....	(C)	(D)	(D)	14	5	3	4	2	—	—	—	—	—	
<b>81</b>	<b>Other services (except public administration)</b> .....	125	445	1 765	40	33	6	—	1	—	—	—	—	—	
<b>99</b>	<b>Unclassified establishments</b> .....	(A)	(D)	(D)	2	2	—	—	—	—	—	—	—	—	

Note: Employment-size classes are indicated as follows: A—0 to 19; B—20 to 99; C—100 to 249; E—250 to 499; F—500 to 999; G—1,000 to 2,499; H—2,500 to 4,999; I—5,000 to 9,999; J—10,000 to 24,999; K—25,000 to 49,999; L—50,000 to 99,999; M—100,000 or more.



**Table 6. Counties—Employees, Payroll, and Establishments by Industry: 1999—Con.**

[Excludes most government employees, railroad employees, and self-employed persons. Size class 1 to 4 includes establishments with payroll, but no employees, during mid-March pay period. (D) denotes figures withheld to avoid disclosing data for individual companies; the data are included in broader industry totals. Detailed industries with 100 or more employees are shown if industry was not a (D). For explanation of terms, abbreviations, and data reliability/comparability, see introductory text]

NAICS code	Industry	Number of employees for week including March 12	Payroll (\$1,000)		Total number of establishments	Number of establishments by employment-size class									
			First quarter	Annual		1 to 4	5 to 9	10 to 19	20 to 49	50 to 99	100 to 249	250 to 499	500 to 999	1,000 or more	
<b>BUCHANAN—Con.</b>															
81	<b>Other services (except public administration)</b>	235	878	3 794	58	39	15	2	2	—	—	—	—	—	
811	Repair & maintenance	122	522	2 261	27	20	5	—	2	—	—	—	—	—	
95	<b>Auxiliaries (exc corporate, subsidiary &amp; regional mgt)</b>	(B)	(D)	(D)	3	—	2	—	1	—	—	—	—	—	
99	<b>Unclassified establishments</b>	7	15	95	8	8	—	—	—	—	—	—	—	—	
<b>BUCKINGHAM</b>															
	<b>Total</b>	1 792	8 701	38 361	218	127	49	20	15	6	1	—	—	—	
11	<b>Forestry, fishing, hunting, and agriculture support</b>	69	362	1 588	16	9	6	1	—	—	—	—	—	—	
21	<b>Mining</b>	(C)	(D)	(D)	3	—	—	—	1	2	—	—	—	—	
212	Mining (except oil & gas)	(C)	(D)	(D)	3	—	—	—	1	2	—	—	—	—	
2123	Nonmetallic mineral mining & quarrying	(C)	(D)	(D)	3	—	—	—	1	2	—	—	—	—	
21232	Sand, gravel, clay, refractory minerals mining	(C)	(D)	(D)	2	—	—	—	—	2	—	—	—	—	
23	<b>Construction</b>	131	558	2 757	28	20	5	2	1	—	—	—	—	—	
31-33	<b>Manufacturing</b>	226	1 039	4 874	13	2	4	4	2	1	—	—	—	—	
327	Nonmetallic mineral product mfg	(C)	(D)	(D)	2	—	—	—	1	1	—	—	—	—	
42	<b>Wholesale trade</b>	21	87	510	6	4	2	—	—	—	—	—	—	—	
44-45	<b>Retail trade</b>	293	1 025	4 611	46	25	12	5	4	—	—	—	—	—	
48-49	<b>Transportation &amp; warehousing</b>	84	355	1 562	20	14	4	2	—	—	—	—	—	—	
51	<b>Information</b>	(A)	(D)	(D)	1	1	—	—	—	—	—	—	—	—	
52	<b>Finance &amp; insurance</b>	35	126	512	10	7	2	1	—	—	—	—	—	—	
53	<b>Real estate &amp; rental &amp; leasing</b>	31	85	521	10	8	1	1	—	—	—	—	—	—	
54	<b>Professional, scientific &amp; technical services</b>	80	619	2 155	10	6	1	2	1	—	—	—	—	—	
55	<b>Management of companies &amp; enterprises</b>	(A)	(D)	(D)	2	2	—	—	—	—	—	—	—	—	
56	<b>Admin, support, waste mgt, remediation services</b>	(B)	(D)	(D)	3	1	—	1	1	—	—	—	—	—	
61	<b>Educational services</b>	68	292	1 387	4	1	2	—	—	1	—	—	—	—	
62	<b>Health care and social assistance</b>	420	1 818	8 857	16	3	6	—	4	2	1	—	—	—	
621	Ambulatory health care services	307	1 446	7 238	8	—	3	—	3	1	1	—	—	—	
6214	Outpatient care centers	(C)	(D)	(D)	1	—	—	—	—	—	1	—	—	—	
62149	Other outpatient care centers	(C)	(D)	(D)	1	—	—	—	—	—	—	—	—	—	
6216	Home health care services	157	392	1 464	4	—	1	—	2	1	—	—	—	—	
62161	Home health care services	157	392	1 464	4	—	1	—	2	1	—	—	—	—	
621610	Home health care services	157	392	1 464	4	—	1	—	2	1	—	—	—	—	
71	<b>Arts, entertainment &amp; recreation</b>	(A)	(D)	(D)	1	1	—	—	—	—	—	—	—	—	
72	<b>Accommodation &amp; food services</b>	24	31	136	3	1	1	1	—	—	—	—	—	—	
81	<b>Other services (except public administration)</b>	75	183	835	26	22	3	—	1	—	—	—	—	—	
<b>CAMPBELL</b>															
	<b>Total</b>	14 007	76 741	328 441	978	538	197	126	67	30	12	5	3	—	
11	<b>Forestry, fishing, hunting, and agriculture support</b>	61	233	1 019	12	8	2	2	—	—	—	—	—	—	
21	<b>Mining</b>	(B)	(D)	(D)	2	—	—	1	1	—	—	—	—	—	
22	<b>Utilities</b>	88	1 218	4 274	5	1	1	—	3	—	—	—	—	—	
23	<b>Construction</b>	1 922	10 728	48 729	162	97	33	16	8	6	1	1	—	—	
233	Building, developing & general contracting	237	1 324	5 897	44	34	6	2	1	1	—	—	—	—	
2333	Nonresidential building construction	(C)	(D)	(D)	4	1	—	2	—	1	—	—	—	—	
23332	Commercial & institutional bldg construction	(C)	(D)	(D)	3	1	—	1	—	1	—	—	—	—	
234	Heavy construction	289	1 895	9 742	12	3	2	2	3	2	—	—	—	—	
2341	Highway, street, bridge & tunnel construction	132	790	4 330	4	1	—	1	1	1	—	—	—	—	
23411	Highway & street construction	(C)	(D)	(D)	3	1	—	1	—	1	—	—	—	—	
2349	Other heavy construction	157	1 105	5 412	8	2	2	1	2	1	—	—	—	—	
235	Special trade contractors	1 396	7 509	33 090	106	60	25	12	4	3	1	1	—	—	
2351	Plumbing, heating & AC contractor	106	502	2 254	19	7	9	3	—	—	—	—	—	—	
23511	Plumbing, heating & AC contractor	106	502	2 254	19	7	9	3	—	—	—	—	—	—	
235110	Plumbing, heating & AC contractor	106	502	2 254	19	7	9	3	—	—	—	—	—	—	
2353	Electrical contractors	377	2 152	9 432	17	9	4	1	1	1	—	—	—	—	
23531	Electrical contractors	377	2 152	9 432	17	9	4	1	1	1	—	—	—	—	
235310	Electrical contractors	377	2 152	9 432	17	9	4	1	1	1	—	—	—	—	
2354	Masonry, drywall, insulation, tile contractors	551	2 935	12 472	21	11	5	3	—	1	—	1	—	—	
23541	Masonry & stone contractors	513	2 768	11 766	14	6	5	1	—	1	—	1	—	—	
235410	Masonry & stone contractors	513	2 768	11 766	14	6	5	1	—	1	—	1	—	—	
2359	Other special trade contractors	231	1 220	5 643	24	13	5	4	1	1	—	—	—	—	
23593	Excavation contractors	(C)	(D)	(D)	7	6	—	—	—	1	—	—	—	—	

Note: Employment-size classes are indicated as follows: A—0 to 19; B—20 to 99; C—100 to 249; E—250 to 499; F—500 to 999; G—1,000 to 2,499; H—2,500 to 4,999; I—5,000 to 9,999; J—10,000 to 24,999; K—25,000 to 49,999; L—50,000 to 99,999; M—100,000 or more.



Table 6. Counties—Employees, Payroll, and Establishments by Industry: 1999—Con.

[Excludes most government employees, railroad employees, and self-employed persons. Size class 1 to 4 includes establishments with payroll, but no employees, during mid-March pay period. (D) denotes figures withheld to avoid disclosing data for individual companies; the data are included in broader industry totals. Detailed industries with 100 or more employees are shown if industry was not a (D). For explanation of terms, abbreviations, and data reliability/comparability, see introductory text]

NAICS code	Industry	Number of employees for week including March 12	Payroll (\$1,000)		Total number of establishments	Number of establishments by employment-size class								
			First quarter	Annual		1 to 4	5 to 9	10 to 19	20 to 49	50 to 99	100 to 249	250 to 499	500 to 999	1,000 or more
<b>CAMPBELL—Con.</b>														
<b>48-49</b>	<b>Transportation &amp; warehousing</b> .....	<b>633</b>	<b>3 564</b>	<b>16 283</b>	<b>39</b>	<b>24</b>	<b>4</b>	<b>3</b>	<b>3</b>	<b>4</b>	<b>1</b>	-	-	-
484	Truck transportation .....	(F)	(D)	(D)	33	21	2	2	3	4	1	-	-	-
4841	General freight trucking .....	(E)	(D)	(D)	15	9	-	2	2	1	1	-	-	-
48412	General freight trucking, long-distance .....	(E)	(D)	(D)	13	7	-	2	2	1	1	-	-	-
4842	Specialized freight trucking .....	308	1 708	7 863	18	12	2	-	1	3	-	-	-	-
48421	Used household & office goods moving .....	(C)	(D)	(D)	4	1	1	-	1	1	-	-	-	-
48422	Specialized freight (exc used) trucking, local .....	118	783	3 556	10	8	1	-	-	1	-	-	-	-
484220	Specialized freight (exc used) trucking, local .....	118	783	3 556	10	8	1	-	-	1	-	-	-	-
<b>51</b>	<b>Information</b> .....	<b>111</b>	<b>586</b>	<b>2 564</b>	<b>10</b>	<b>6</b>	-	<b>2</b>	<b>1</b>	<b>1</b>	-	-	-	-
513	Broadcasting & telecommunications .....	(C)	(D)	(D)	5	1	-	2	1	1	-	-	-	-
<b>52</b>	<b>Finance &amp; insurance</b> .....	<b>204</b>	<b>1 142</b>	<b>4 641</b>	<b>45</b>	<b>28</b>	<b>13</b>	<b>3</b>	<b>1</b>	-	-	-	-	-
522	Credit intermediation & related activities .....	143	959	3 840	18	6	8	3	1	-	-	-	-	-
5221	Depository credit intermediation .....	(C)	(D)	(D)	14	3	7	3	1	-	-	-	-	-
52211	Commercial banking .....	117	770	3 080	11	2	5	3	1	-	-	-	-	-
522110	Commercial banking .....	117	770	3 080	11	2	5	3	1	-	-	-	-	-
<b>53</b>	<b>Real estate &amp; rental &amp; leasing</b> .....	<b>78</b>	<b>209</b>	<b>896</b>	<b>26</b>	<b>21</b>	<b>4</b>	<b>1</b>	-	-	-	-	-	-
<b>54</b>	<b>Professional, scientific &amp; technical services</b> .....	<b>339</b>	<b>3 027</b>	<b>13 977</b>	<b>49</b>	<b>28</b>	<b>14</b>	<b>5</b>	<b>1</b>	<b>1</b>	-	-	-	-
541	Professional, scientific & technical services .....	339	3 027	13 977	49	28	14	5	1	1	-	-	-	-
5413	Architectural, engineering & related services .....	107	979	4 484	16	8	4	4	-	-	-	-	-	-
5416	Management, sci & tech consulting services .....	(C)	(D)	(D)	5	4	-	-	-	1	-	-	-	-
<b>55</b>	<b>Management of companies &amp; enterprises</b> .....	<b>(C)</b>	<b>(D)</b>	<b>(D)</b>	<b>3</b>	<b>1</b>	-	-	-	<b>1</b>	<b>1</b>	-	-	-
551	Management of companies & enterprises .....	(C)	(D)	(D)	3	1	-	-	-	1	1	-	-	-
5511	Management of companies & enterprises .....	(C)	(D)	(D)	3	1	-	-	-	1	1	-	-	-
55111	Management of companies & enterprises .....	(C)	(D)	(D)	3	1	-	-	-	1	1	-	-	-
<b>56</b>	<b>Admin, support, waste mgt, remediation services</b> .....	<b>927</b>	<b>2 562</b>	<b>11 486</b>	<b>50</b>	<b>30</b>	<b>6</b>	<b>5</b>	<b>4</b>	<b>3</b>	<b>2</b>	-	-	-
561	Administrative & support services .....	(F)	(D)	(D)	47	29	6	4	3	3	2	-	-	-
5613	Employment services .....	248	782	3 460	6	1	1	1	-	3	-	-	-	-
56132	Temporary help services .....	(C)	(D)	(D)	4	-	-	1	-	3	-	-	-	-
5616	Investigation & security services .....	(C)	(D)	(D)	3	1	-	-	1	-	1	-	-	-
56161	Investigation, guard & armored car services .....	(C)	(D)	(D)	2	1	-	-	-	1	-	-	-	-
5617	Services to buildings & dwellings .....	400	875	4 043	31	23	3	2	2	-	1	-	-	-
56172	Janitorial services .....	309	580	2 318	14	9	2	1	1	-	1	-	-	-
561720	Janitorial services .....	309	580	2 318	14	9	2	1	1	-	1	-	-	-
<b>61</b>	<b>Educational services</b> .....	<b>(A)</b>	<b>(D)</b>	<b>(D)</b>	<b>1</b>	<b>1</b>	-	-	-	-	-	-	-	-
<b>62</b>	<b>Health care and social assistance</b> .....	<b>523</b>	<b>1 761</b>	<b>8 110</b>	<b>49</b>	<b>27</b>	<b>10</b>	<b>7</b>	<b>2</b>	<b>3</b>	-	-	-	-
621	Ambulatory health care services .....	143	812	3 787	29	19	6	4	-	-	-	-	-	-
623	Nursing & residential care facilities .....	(C)	(D)	(D)	6	-	2	1	-	3	-	-	-	-
6231	Nursing care facilities .....	(C)	(D)	(D)	2	-	-	-	-	2	-	-	-	-
62311	Nursing care facilities .....	(C)	(D)	(D)	2	-	-	-	-	2	-	-	-	-
624	Social assistance .....	(C)	(D)	(D)	14	8	2	2	2	-	-	-	-	-
<b>71</b>	<b>Arts, entertainment &amp; recreation</b> .....	<b>113</b>	<b>261</b>	<b>1 244</b>	<b>13</b>	<b>9</b>	<b>1</b>	<b>2</b>	-	<b>1</b>	-	-	-	-
713	Amusement, gambling & recreation industries .....	(C)	(D)	(D)	11	7	1	2	-	1	-	-	-	-
7139	Other amusement & recreation industries .....	(C)	(D)	(D)	11	7	1	2	-	1	-	-	-	-
<b>72</b>	<b>Accommodation &amp; food services</b> .....	<b>800</b>	<b>1 685</b>	<b>8 001</b>	<b>52</b>	<b>13</b>	<b>9</b>	<b>14</b>	<b>15</b>	<b>1</b>	-	-	-	-
722	Food services & drinking places .....	(F)	(D)	(D)	49	10	9	14	15	1	-	-	-	-
7221	Full-service restaurants .....	267	513	2 319	19	5	4	5	5	-	-	-	-	-
72211	Full-service restaurants .....	267	513	2 319	19	5	4	5	5	-	-	-	-	-
722110	Full-service restaurants .....	267	513	2 319	19	5	4	5	5	-	-	-	-	-
7222	Limited-service eating places .....	490	1 019	4 992	26	4	5	6	10	1	-	-	-	-
72221	Limited-service eating places .....	490	1 019	4 992	26	4	5	6	10	1	-	-	-	-
<b>81</b>	<b>Other services (except public administration)</b> .....	<b>475</b>	<b>1 636</b>	<b>7 101</b>	<b>129</b>	<b>95</b>	<b>24</b>	<b>10</b>	-	-	-	-	-	-
811	Repair & maintenance .....	194	931	4 017	47	32	12	3	-	-	-	-	-	-
8111	Automotive repair & maintenance .....	100	454	1 794	27	20	5	2	-	-	-	-	-	-
812	Personal & laundry services .....	105	358	1 647	23	16	2	5	-	-	-	-	-	-
813	Religious, grantmaking, civic, prof & like organizations .....	176	347	1 437	59	47	10	2	-	-	-	-	-	-
8131	Religious organizations .....	142	275	1 137	46	36	9	1	-	-	-	-	-	-
81311	Religious organizations .....	142	275	1 137	46	36	9	1	-	-	-	-	-	-
813110	Religious organizations .....	142	275	1 137	46	36	9	1	-	-	-	-	-	-
<b>95</b>	<b>Auxiliaries (exc corporate, subsidiary &amp; regional mgt)</b> .....	<b>(A)</b>	<b>(D)</b>	<b>(D)</b>	<b>1</b>	-	-	<b>1</b>	-	-	-	-	-	-
<b>99</b>	<b>Unclassified establishments</b> .....	<b>23</b>	<b>29</b>	<b>193</b>	<b>10</b>	<b>8</b>	<b>1</b>	<b>1</b>	-	-	-	-	-	-

Note: Employment-size classes are indicated as follows: A—0 to 19; B—20 to 99; C—100 to 249; E—250 to 499; F—500 to 999; G—1,000 to 2,499; H—2,500 to 4,999; I—5,000 to 9,999; J—10,000 to 24,999; K—25,000 to 49,999; L—50,000 to 99,999; M—100,000 or more.



**Table 6. Counties—Employees, Payroll, and Establishments by Industry: 1999—Con.**

[Excludes most government employees, railroad employees, and self-employed persons. Size class 1 to 4 includes establishments with payroll, but no employees, during mid-March pay period. (D) denotes figures withheld to avoid disclosing data for individual companies; the data are included in broader industry totals. Detailed industries with 100 or more employees are shown if industry was not a (D). For explanation of terms, abbreviations, and data reliability/comparability, see introductory text]

NAICS code	Industry	Number of employees for week including March 12	Payroll (\$1,000)		Total number of establishments	Number of establishments by employment-size class								
			First quarter	Annual		1 to 4	5 to 9	10 to 19	20 to 49	50 to 99	100 to 249	250 to 499	500 to 999	1,000 or more
<b>CAROLINE</b>														
	<b>Total .....</b>	<b>3 007</b>	<b>13 809</b>	<b>62 029</b>	<b>368</b>	<b>219</b>	<b>71</b>	<b>44</b>	<b>24</b>	<b>7</b>	<b>3</b>			
11	<b>Forestry, fishing, hunting, and agriculture support .....</b>	<b>32</b>	<b>143</b>	<b>500</b>	<b>5</b>	<b>2</b>	<b>1</b>	<b>2</b>						
21	<b>Mining .....</b>	<b>(A)</b>	<b>(D)</b>	<b>(D)</b>	<b>2</b>	<b>1</b>	<b>1</b>							
22	<b>Utilities .....</b>	<b>(C)</b>	<b>(D)</b>	<b>(D)</b>	<b>4</b>	<b>2</b>	<b>1</b>				<b>1</b>			
221	Utilities .....	(C)	(D)	(D)	4	2	1				1			
2211	Elec pwr generation, transmsn & distribution ...	(C)	(D)	(D)	1						1			
22112	Electric pwr transmsn, control & distribution ...	(C)	(D)	(D)	1						1			
23	<b>Construction .....</b>	<b>243</b>	<b>1 282</b>	<b>6 616</b>	<b>64</b>	<b>44</b>	<b>12</b>	<b>7</b>	<b>1</b>					
235	Special trade contractors .....	132	586	3 103	40	27	9	4						
31-33	<b>Manufacturing .....</b>	<b>459</b>	<b>2 624</b>	<b>11 731</b>	<b>20</b>	<b>3</b>	<b>1</b>	<b>7</b>	<b>8</b>	<b>1</b>				
321	Wood product mfg .....	343	1 960	8 871	12	2		3	6	1				
3211	Sawmills & wood preservation .....	167	1 027	4 773	8	2		3	3					
32111	Sawmills & wood preservation .....	167	1 027	4 773	8	2		3	3					
3219	Other wood product mfg .....	176	933	4 098	4				3	1				
42	<b>Wholesale trade .....</b>	<b>66</b>	<b>450</b>	<b>2 021</b>	<b>11</b>	<b>4</b>	<b>5</b>	<b>2</b>						
44-45	<b>Retail trade .....</b>	<b>665</b>	<b>2 587</b>	<b>11 367</b>	<b>65</b>	<b>35</b>	<b>17</b>	<b>6</b>	<b>4</b>	<b>2</b>	<b>1</b>			
445	Food & beverage stores .....	145	578	2 350	10	5	1	1	2	1				
4451	Grocery stores .....	(C)	(D)	(D)	8	3	1	1	2	1				
447	Gasoline stations .....	394	1 468	6 645	26	14	4	5	1	1	1			
4471	Gasoline stations .....	394	1 468	6 645	26	14	4	5	1	1	1			
44711	Gasoline stations with convenience stores ...	(C)	(D)	(D)	21	11	4	5		1				
44719	Other gasoline stations .....	(C)	(D)	(D)	5	3			1		1			
48-49	<b>Transportation &amp; warehousing .....</b>	<b>108</b>	<b>489</b>	<b>2 308</b>	<b>24</b>	<b>16</b>	<b>4</b>	<b>4</b>						
484	Truck transportation .....	108	489	2 308	24	16	4	4						
51	<b>Information .....</b>	<b>(B)</b>	<b>(D)</b>	<b>(D)</b>	<b>6</b>	<b>3</b>	<b>1</b>	<b>1</b>	<b>1</b>					
52	<b>Finance &amp; insurance .....</b>	<b>182</b>	<b>958</b>	<b>3 497</b>	<b>17</b>	<b>7</b>	<b>7</b>	<b>2</b>			<b>1</b>			
522	Credit intermediation & related activities .....	151	768	2 742	9	3	3	2			1			
5221	Depository credit intermediation .....	(C)	(D)	(D)	6	1	3	1			1			
52211	Commercial banking .....	(C)	(D)	(D)	4	1	2				1			
53	<b>Real estate &amp; rental &amp; leasing .....</b>	<b>32</b>	<b>98</b>	<b>409</b>	<b>11</b>	<b>9</b>	<b>2</b>							
54	<b>Professional, scientific &amp; technical services .....</b>	<b>42</b>	<b>169</b>	<b>698</b>	<b>14</b>	<b>12</b>	<b>1</b>	<b>1</b>						
55	<b>Management of companies &amp; enterprises .....</b>	<b>(B)</b>	<b>(D)</b>	<b>(D)</b>	<b>1</b>					<b>1</b>				
56	<b>Admin, support, waste mgt, remediation services .....</b>	<b>50</b>	<b>227</b>	<b>1 055</b>	<b>10</b>	<b>6</b>	<b>3</b>	<b>1</b>						
61	<b>Educational services .....</b>	<b>(A)</b>	<b>(D)</b>	<b>(D)</b>	<b>2</b>	<b>1</b>	<b>1</b>							
62	<b>Health care and social assistance .....</b>	<b>161</b>	<b>551</b>	<b>2 504</b>	<b>14</b>	<b>8</b>	<b>1</b>	<b>3</b>	<b>1</b>	<b>1</b>				
71	<b>Arts, entertainment &amp; recreation .....</b>	<b>(A)</b>	<b>(D)</b>	<b>(D)</b>	<b>2</b>	<b>2</b>								
72	<b>Accommodation &amp; food services .....</b>	<b>389</b>	<b>1 071</b>	<b>4 660</b>	<b>29</b>	<b>13</b>	<b>4</b>	<b>5</b>	<b>5</b>	<b>2</b>				
721	Accommodation .....	(C)	(D)	(D)	11	5	1	1	3	1				
7211	Traveler accommodation .....	(C)	(D)	(D)	9	4	1	1	2	1				
72111	Hotels (exc casino hotels) & motels .....	149	413	1 888	8	3	1	1	2	1				
721110	Hotels (exc casino hotels) & motels .....	149	413	1 888	8	3	1	1	2	1				
722	Food services & drinking places .....	(C)	(D)	(D)	18	8	3	4	2	1				
7221	Full-service restaurants .....	194	543	2 248	14	6	2	3	2	1				
72211	Full-service restaurants .....	194	543	2 248	14	6	2	3	2	1				
722110	Full-service restaurants .....	194	543	2 248	14	6	2	3	2	1				
81	<b>Other services (except public administration) .....</b>	<b>284</b>	<b>893</b>	<b>3 747</b>	<b>59</b>	<b>46</b>	<b>7</b>	<b>2</b>	<b>4</b>					
813	Religious, grantmaking, civic, prof & like organizations .....	154	325	1 472	32	23	6	1	2					
95	<b>Auxiliaries (exc corporate, subsidiary &amp; regional mgt) .....</b>	<b>(B)</b>	<b>(D)</b>	<b>(D)</b>	<b>2</b>		<b>1</b>	<b>1</b>						
99	<b>Unclassified establishments .....</b>	<b>12</b>	<b>24</b>	<b>133</b>	<b>6</b>	<b>5</b>	<b>1</b>							

Note: Employment-size classes are indicated as follows: A—0 to 19; B—20 to 99; C—100 to 249; E—250 to 499; F—500 to 999; G—1,000 to 2,499; H—2,500 to 4,999; I—5,000 to 9,999; J—10,000 to 24,999; K—25,000 to 49,999; L—50,000 to 99,999; M—100,000 or more.

**Table 6. Counties—Employees, Payroll, and Establishments by Industry: 1999—Con.**

[Excludes most government employees, railroad employees, and self-employed persons. Size class 1 to 4 includes establishments with payroll, but no employees, during mid-March pay period. (D) denotes figures withheld to avoid disclosing data for individual companies; the data are included in broader industry totals. Detailed industries with 100 or more employees are shown if industry was not a (D). For explanation of terms, abbreviations, and data reliability/comparability, see introductory text]

Table with columns: NAICS code, Industry, Number of employees for week including March 12, Payroll (\$1,000) (First quarter, Annual), Total number of establishments, and Number of establishments by employment-size class (1 to 4, 5 to 9, 10 to 19, 20 to 49, 50 to 99, 100 to 249, 250 to 499, 500 to 999, 1,000 or more). Rows include CARROLL Total, Forestry, fishing, hunting, and agriculture support, Utilities, Construction, Heavy construction, Special trade contractors, Manufacturing, Textile mills, Apparel manufacturing, Wood product mfg, Machinery mfg, Wholesale trade, Retail trade, Transportation & warehousing, Information, Finance & insurance, Real estate & rental & leasing, Professional, scientific & technical services, Admin, support, waste mgt, remediation services, Educational services, Health care and social assistance, Arts, entertainment & recreation, Accommodation & food services, Other services (except public administration), and Unclassified establishments.

Note: Employment-size classes are indicated as follows: A—0 to 19; B—20 to 99; C—100 to 249; E—250 to 499; F—500 to 999; G—1,000 to 2,499; H—2,500 to 4,999; I—5,000 to 9,999; J—10,000 to 24,999; K—25,000 to 49,999; L—50,000 to 99,999; M—100,000 or more.

**Table 6. Counties—Employees, Payroll, and Establishments by Industry: 1999—Con.**

[Excludes most government employees, railroad employees, and self-employed persons. Size class 1 to 4 includes establishments with payroll, but no employees, during mid-March pay period. (D) denotes figures withheld to avoid disclosing data for individual companies; the data are included in broader industry totals. Detailed industries with 100 or more employees are shown if industry was not a (D). For explanation of terms, abbreviations, and data reliability/comparability, see introductory text]

NAICS code	Industry	Number of employees for week including March 12	Payroll (\$1,000)		Total number of establishments	Number of establishments by employment-size class								
			First quarter	Annual		1 to 4	5 to 9	10 to 19	20 to 49	50 to 99	100 to 249	250 to 499	500 to 999	1,000 or more
<b>CHARLES CITY</b>														
	<b>Total</b> .....	<b>1 462</b>	<b>7 900</b>	<b>38 190</b>	<b>121</b>	<b>68</b>	<b>28</b>	<b>15</b>	<b>6</b>	<b>2</b>	<b>1</b>	<b>1</b>	-	-
11	Forestry, fishing, hunting, and agriculture support .....	(B)	(D)	(D)	4	-	4	-	-	-	-	-	-	-
21	Mining .....	(E)	(D)	(D)	1	-	-	-	-	-	-	1	-	-
212	Mining (except oil & gas) .....	(E)	(D)	(D)	1	-	-	-	-	-	-	1	-	-
2123	Nonmetallic mineral mining & quarrying .....	(E)	(D)	(D)	1	-	-	-	-	-	-	1	-	-
21232	Sand, gravel, clay, refractory minerals mining .....	(E)	(D)	(D)	1	-	-	-	-	-	-	1	-	-
23	Construction .....	82	354	1 508	15	6	5	4	-	-	-	-	-	-
31-33	Manufacturing .....	166	975	4 315	11	4	3	1	2	1	-	-	-	-
42	Wholesale trade .....	14	76	333	4	3	1	-	-	-	-	-	-	-
44-45	Retail trade .....	31	121	563	9	7	2	-	-	-	-	-	-	-
48-49	Transportation & warehousing .....	367	2 050	9 652	13	9	-	1	1	1	1	-	-	-
484	Truck transportation .....	367	2 050	9 652	13	9	-	1	1	1	1	-	-	-
4841	General freight trucking .....	(E)	(D)	(D)	7	5	-	-	1	-	1	-	-	-
48412	General freight trucking, long-distance .....	(E)	(D)	(D)	4	2	-	-	1	-	1	-	-	-
4842	Specialized freight trucking .....	(C)	(D)	(D)	6	4	-	1	-	1	-	-	-	-
51	Information .....	(A)	(D)	(D)	2	1	-	1	-	-	-	-	-	-
52	Finance & insurance .....	(A)	(D)	(D)	1	-	-	1	-	-	-	-	-	-
53	Real estate & rental & leasing .....	(A)	(D)	(D)	3	2	1	-	-	-	-	-	-	-
54	Professional, scientific & technical services .....	11	39	173	7	7	-	-	-	-	-	-	-	-
56	Admin, support, waste mgt, remediation services .....	(B)	(D)	(D)	9	5	2	1	1	-	-	-	-	-
62	Health care and social assistance .....	(B)	(D)	(D)	3	-	2	-	1	-	-	-	-	-
71	Arts, entertainment & recreation .....	57	131	692	6	3	-	3	-	-	-	-	-	-
72	Accommodation & food services .....	74	214	1 212	10	5	1	3	1	-	-	-	-	-
81	Other services (except public administration) .....	67	115	543	20	13	7	-	-	-	-	-	-	-
99	Unclassified establishments .....	(A)	(D)	(D)	3	3	-	-	-	-	-	-	-	-
<b>CHARLOTTE</b>														
	<b>Total</b> .....	<b>2 640</b>	<b>12 069</b>	<b>50 423</b>	<b>242</b>	<b>142</b>	<b>51</b>	<b>27</b>	<b>13</b>	<b>6</b>	<b>2</b>	-	<b>1</b>	-
11	Forestry, fishing, hunting, and agriculture support .....	212	1 054	3 673	25	11	9	3	1	1	-	-	-	-
113	Forestry and logging .....	(C)	(D)	(D)	23	10	8	3	1	1	-	-	-	-
1133	Logging .....	(C)	(D)	(D)	23	10	8	3	1	1	-	-	-	-
11331	Logging .....	(C)	(D)	(D)	23	10	8	3	1	1	-	-	-	-
23	Construction .....	128	511	2 310	31	22	5	4	-	-	-	-	-	-
31-33	Manufacturing .....	1 267	6 616	27 630	17	2	1	4	6	1	2	-	1	-
313	Textile mills .....	(F)	(D)	(D)	1	-	-	-	-	-	-	-	1	-
3132	Fabric mills .....	(F)	(D)	(D)	1	-	-	-	-	-	-	-	1	-
31321	Broadwoven fabric mills .....	(F)	(D)	(D)	1	-	-	-	-	-	-	-	1	-
315	Apparel manufacturing .....	(E)	(D)	(D)	2	-	-	-	1	-	1	-	-	-
3152	Cut & sew apparel mfg .....	(E)	(D)	(D)	2	-	-	-	1	-	1	-	-	-
31522	Men's, boys' cut & sew apparel mfg .....	(C)	(D)	(D)	1	-	-	-	-	-	1	-	-	-
321	Wood product mfg .....	423	2 034	9 032	11	1	1	2	5	1	1	-	-	-
3211	Sawmills & wood preservation .....	176	1 057	4 333	7	1	1	1	4	-	-	-	-	-
32111	Sawmills & wood preservation .....	176	1 057	4 333	7	1	1	1	4	-	-	-	-	-
321113	Sawmills .....	176	1 057	4 333	7	1	1	1	4	-	-	-	-	-
3219	Other wood product mfg .....	247	977	4 699	4	-	-	1	1	1	1	-	-	-
32199	All other wood product mfg .....	(C)	(D)	(D)	2	-	-	-	-	1	1	-	-	-
42	Wholesale trade .....	85	549	2 343	8	4	2	1	-	1	-	-	-	-
44-45	Retail trade .....	266	882	3 666	43	25	8	9	-	1	-	-	-	-
48-49	Transportation & warehousing .....	175	815	3 858	23	12	6	3	1	1	-	-	-	-
484	Truck transportation .....	(C)	(D)	(D)	20	11	4	3	1	1	-	-	-	-
51	Information .....	(B)	(D)	(D)	2	1	-	1	-	-	-	-	-	-
52	Finance & insurance .....	55	338	1 406	10	5	4	1	-	-	-	-	-	-
53	Real estate & rental & leasing .....	7	11	50	3	3	-	-	-	-	-	-	-	-
54	Professional, scientific & technical services .....	33	127	475	10	8	1	1	-	-	-	-	-	-
56	Admin, support, waste mgt, remediation services .....	(B)	(D)	(D)	5	1	3	-	1	-	-	-	-	-
61	Educational services .....	(B)	(D)	(D)	3	2	-	1	-	-	-	-	-	-
62	Health care and social assistance .....	113	404	1 657	7	3	2	-	1	1	-	-	-	-
71	Arts, entertainment & recreation .....	11	44	226	4	3	1	-	-	-	-	-	-	-
72	Accommodation & food services .....	99	250	1 124	13	8	3	-	2	-	-	-	-	-

Note: Employment-size classes are indicated as follows: A—0 to 19; B—20 to 99; C—100 to 249; E—250 to 499; F—500 to 999; G—1,000 to 2,499; H—2,500 to 4,999; I—5,000 to 9,999; J—10,000 to 24,999; K—25,000 to 49,999; L—50,000 to 99,999; M—100,000 or more.















**Table 6. Counties—Employees, Payroll, and Establishments by Industry: 1999—Con.**

[Excludes most government employees, railroad employees, and self-employed persons. Size class 1 to 4 includes establishments with payroll, but no employees, during mid-March pay period. (D) denotes figures withheld to avoid disclosing data for individual companies; the data are included in broader industry totals. Detailed industries with 100 or more employees are shown if industry was not a (D). For explanation of terms, abbreviations, and data reliability/comparability, see introductory text]

NAICS code	Industry	Number of employees for week including March 12	Payroll (\$1,000)		Total number of establishments	Number of establishments by employment-size class								
			First quarter	Annual		1 to 4	5 to 9	10 to 19	20 to 49	50 to 99	100 to 249	250 to 499	500 to 999	1,000 or more
<b>CHESTERFIELD—Con.</b>														
<b>81</b>	<b>Other services (except public administration)</b>	<b>4 344</b>	<b>18 294</b>	<b>79 236</b>	<b>538</b>	<b>295</b>	<b>116</b>	<b>84</b>	<b>32</b>	<b>7</b>	<b>4</b>	—	—	—
811	Repair & maintenance	1 288	8 461	36 055	186	115	34	28	4	4	1	—	—	—
8111	Automotive repair & maintenance	733	3 738	17 268	118	69	23	22	2	2	—	—	—	—
81111	Automotive mechanical & electrical R&M	377	2 270	10 534	71	42	14	14	1	—	—	—	—	—
811111	General automotive repair	295	1 754	8 249	59	37	10	12	—	—	—	—	—	—
81112	Automotive body, paint, interior & glass repair	100	742	3 125	21	14	2	5	—	—	—	—	—	—
81119	Other automotive R&M	256	726	3 609	26	13	7	3	1	2	—	—	—	—
811192	Car washes	176	517	2 560	15	9	3	—	1	2	—	—	—	—
8112	Electronic & precision equipment R&M	108	1 044	3 442	18	11	3	3	1	—	—	—	—	—
81121	Electronic & precision equipment R&M	108	1 044	3 442	18	11	3	3	1	—	—	—	—	—
8113	Commercial equipment (exc auto & elec) R&M	357	3 320	13 836	21	12	3	2	1	2	1	—	—	—
81131	Commercial equipment (exc auto & elec) R&M	357	3 320	13 836	21	12	3	2	1	2	1	—	—	—
811310	Commercial equipment (exc auto & elec) R&M	357	3 320	13 836	21	12	3	2	1	2	1	—	—	—
812	Personal & laundry services	1 175	4 026	17 650	153	80	30	29	14	—	—	—	—	—
8121	Personal care services	851	2 808	12 577	95	41	20	23	11	—	—	—	—	—
81211	Hair, nail & skin care services	665	2 466	10 733	78	33	16	20	9	—	—	—	—	—
812112	Beauty salons	639	2 338	10 121	70	27	15	19	9	—	—	—	—	—
81219	Other personal care services	186	342	1 844	17	8	4	3	2	—	—	—	—	—
812199	Other personal care services	139	265	1 502	12	6	3	1	2	—	—	—	—	—
8123	Drycleaning & laundry services	152	443	1 809	27	17	6	3	1	—	—	—	—	—
81232	Drycleaning & laundry services (exc coin-op)	116	348	1 378	16	9	3	3	1	—	—	—	—	—
812320	Drycleaning & laundry services (exc coin-op)	116	348	1 378	16	9	3	3	1	—	—	—	—	—
8129	Other personal services	100	228	1 183	24	20	2	1	1	—	—	—	—	—
813	Religious, grantmaking, civic, prof & like organizations	1 881	5 807	25 531	199	100	52	27	14	3	3	—	—	—
8131	Religious organizations	1 297	3 817	15 611	148	71	41	20	13	2	1	—	—	—
81311	Religious organizations	1 297	3 817	15 611	148	71	41	20	13	2	1	—	—	—
813110	Religious organizations	1 297	3 817	15 611	148	71	41	20	13	2	1	—	—	—
8133	Social advocacy organizations	103	674	3 737	4	—	1	2	—	1	—	—	—	—
81331	Social advocacy organizations	103	674	3 737	4	—	1	2	—	1	—	—	—	—
8134	Civic & social organizations	332	595	2 758	17	12	1	1	1	—	2	—	—	—
81341	Civic & social organizations	332	595	2 758	17	12	1	1	1	—	2	—	—	—
813410	Civic & social organizations	332	595	2 758	17	12	1	1	1	—	2	—	—	—
8139	Business, labor, political, like organizations	134	667	2 999	25	13	8	4	—	—	—	—	—	—
<b>95</b>	<b>Auxiliaries (exc corporate, subsidiary &amp; regional mgt)</b>	<b>1 013</b>	<b>5 957</b>	<b>25 263</b>	<b>14</b>	<b>6</b>	<b>3</b>	<b>2</b>	—	<b>1</b>	<b>1</b>	—	<b>1</b>	—
<b>99</b>	<b>Unclassified establishments</b>	<b>42</b>	<b>82</b>	<b>915</b>	<b>57</b>	<b>56</b>	<b>1</b>	—	—	—	—	—	—	—
<b>CLARKE</b>														
	<b>Total</b>	<b>3 074</b>	<b>19 675</b>	<b>83 572</b>	<b>298</b>	<b>201</b>	<b>55</b>	<b>26</b>	<b>8</b>	<b>3</b>	<b>3</b>	<b>1</b>	<b>1</b>	—
<b>11</b>	<b>Forestry, fishing, hunting, and agriculture support</b>	(A)	(D)	(D)	3	2	1	—	—	—	—	—	—	—
<b>21</b>	<b>Mining</b>	(A)	(D)	(D)	1	—	—	1	—	—	—	—	—	—
<b>22</b>	<b>Utilities</b>	(A)	(D)	(D)	1	—	—	—	—	—	—	—	—	—
<b>23</b>	<b>Construction</b>	<b>236</b>	<b>1 267</b>	<b>6 474</b>	<b>63</b>	<b>46</b>	<b>10</b>	<b>6</b>	<b>1</b>	—	—	—	—	—
235	Special trade contractors	145	728	3 616	42	31	7	3	1	—	—	—	—	—
<b>31-33</b>	<b>Manufacturing</b>	<b>1 146</b>	<b>9 599</b>	<b>37 958</b>	<b>13</b>	<b>6</b>	<b>3</b>	<b>1</b>	—	<b>1</b>	—	<b>1</b>	<b>1</b>	—
323	Printing & related support activities	(F)	(D)	(D)	1	—	—	—	—	—	—	—	1	—
3231	Printing & related support activities	(F)	(D)	(D)	1	—	—	—	—	—	—	—	1	—
32311	Printing	(F)	(D)	(D)	1	—	—	—	—	—	—	—	1	—
337	Furniture & related product mfg	(E)	(D)	(D)	4	3	—	—	—	—	—	1	—	—
3371	HH & institutional furniture & kitchen cabinet mfg	(E)	(D)	(D)	4	3	—	—	—	—	—	1	—	—
33711	Wood kitchen cabinet & countertop mfg	(E)	(D)	(D)	4	3	—	—	—	—	—	1	—	—
<b>42</b>	<b>Wholesale trade</b>	<b>75</b>	<b>528</b>	<b>4 019</b>	<b>11</b>	<b>5</b>	<b>4</b>	<b>1</b>	<b>1</b>	—	—	—	—	—
<b>44-45</b>	<b>Retail trade</b>	<b>278</b>	<b>981</b>	<b>4 488</b>	<b>45</b>	<b>28</b>	<b>9</b>	<b>6</b>	<b>1</b>	<b>1</b>	—	—	—	—
<b>48-49</b>	<b>Transportation &amp; warehousing</b>	<b>32</b>	<b>133</b>	<b>603</b>	<b>4</b>	<b>2</b>	<b>1</b>	<b>1</b>	—	—	—	—	—	—
<b>51</b>	<b>Information</b>	<b>28</b>	<b>437</b>	<b>1 077</b>	<b>5</b>	<b>3</b>	<b>1</b>	<b>1</b>	—	—	—	—	—	—
<b>52</b>	<b>Finance &amp; insurance</b>	<b>91</b>	<b>568</b>	<b>2 441</b>	<b>7</b>	<b>5</b>	<b>1</b>	—	—	<b>1</b>	—	—	—	—
<b>53</b>	<b>Real estate &amp; rental &amp; leasing</b>	<b>19</b>	<b>69</b>	<b>289</b>	<b>8</b>	<b>7</b>	<b>1</b>	—	—	—	—	—	—	—
<b>54</b>	<b>Professional, scientific &amp; technical services</b>	<b>77</b>	<b>391</b>	<b>1 920</b>	<b>26</b>	<b>23</b>	<b>2</b>	<b>1</b>	—	—	—	—	—	—
<b>56</b>	<b>Admin, support, waste mgt, remediation services</b>	<b>51</b>	<b>154</b>	<b>975</b>	<b>16</b>	<b>12</b>	<b>4</b>	—	—	—	—	—	—	—
<b>61</b>	<b>Educational services</b>	(E)	(D)	(D)	3	—	1	—	1	—	1	—	—	—
611	Educational services	(E)	(D)	(D)	3	—	1	—	1	—	1	—	—	—
6111	Elementary & secondary schools	(E)	(D)	(D)	2	—	—	—	1	—	1	—	—	—
61111	Elementary & secondary schools	(E)	(D)	(D)	2	—	—	—	1	—	1	—	—	—

Note: Employment-size classes are indicated as follows: A—0 to 19; B—20 to 99; C—100 to 249; E—250 to 499; F—500 to 999; G—1,000 to 2,499; H—2,500 to 4,999; I—5,000 to 9,999; J—10,000 to 24,999; K—25,000 to 49,999; L—50,000 to 99,999; M—100,000 or more.

**Table 6. Counties—Employees, Payroll, and Establishments by Industry: 1999—Con.**

[Excludes most government employees, railroad employees, and self-employed persons. Size class 1 to 4 includes establishments with payroll, but no employees, during mid-March pay period. (D) denotes figures withheld to avoid disclosing data for individual companies; the data are included in broader industry totals. Detailed industries with 100 or more employees are shown if industry was not a (D). For explanation of terms, abbreviations, and data reliability/comparability, see introductory text]

NAICS code	Industry	Number of employees for week including March 12	Payroll (\$1,000)		Total number of establishments	Number of establishments by employment-size class								
			First quarter	Annual		1 to 4	5 to 9	10 to 19	20 to 49	50 to 99	100 to 249	250 to 499	500 to 999	1,000 or more
<b>CLARKE—Con.</b>														
<b>62</b>	<b>Health care and social assistance</b> .....	<b>214</b>	<b>776</b>	<b>3 666</b>	<b>18</b>	<b>12</b>	<b>2</b>	<b>2</b>	<b>1</b>	—	<b>1</b>	—	—	—
623	Nursing & residential care facilities .....	(C)	(D)	(D)	4	2	—	1	—	—	1	—	—	—
6231	Nursing care facilities .....	(C)	(D)	(D)	1	—	—	—	—	—	1	—	—	—
62311	Nursing care facilities .....	(C)	(D)	(D)	1	—	—	—	—	—	1	—	—	—
<b>71</b>	<b>Arts, entertainment &amp; recreation</b> .....	<b>33</b>	<b>99</b>	<b>494</b>	<b>7</b>	<b>4</b>	<b>3</b>	—	—	—	—	—	—	—
<b>72</b>	<b>Accommodation &amp; food services</b> .....	<b>140</b>	<b>395</b>	<b>1 712</b>	<b>18</b>	<b>9</b>	<b>5</b>	<b>2</b>	<b>2</b>	—	—	—	—	—
722	Food services & drinking places .....	112	318	1 447	13	5	5	2	1	—	—	—	—	—
<b>81</b>	<b>Other services (except public administration)</b> .....	<b>345</b>	<b>2 538</b>	<b>10 611</b>	<b>40</b>	<b>27</b>	<b>7</b>	<b>4</b>	<b>1</b>	—	<b>1</b>	—	—	—
813	Religious, grantmaking, civic, prof & like organizations .....	280	2 184	8 715	19	11	3	3	1	—	1	—	—	—
8132	Grantmaking & giving services .....	(C)	(D)	(D)	2	—	1	—	—	—	1	—	—	—
81321	Grantmaking & giving services .....	(C)	(D)	(D)	2	—	1	—	—	—	1	—	—	—
<b>99</b>	<b>Unclassified establishments</b> .....	<b>(A)</b>	<b>(D)</b>	<b>(D)</b>	<b>9</b>	<b>9</b>	—	—	—	—	—	—	—	—
<b>CRAIG</b>														
	<b>Total</b> .....	<b>280</b>	<b>1 237</b>	<b>5 770</b>	<b>58</b>	<b>43</b>	<b>7</b>	<b>4</b>	<b>4</b>	—	—	—	—	—
<b>11</b>	<b>Forestry, fishing, hunting, and agriculture support</b> .....	<b>5</b>	<b>26</b>	<b>96</b>	<b>3</b>	<b>3</b>	—	—	—	—	—	—	—	—
21	Mining .....	(A)	(D)	(D)	1	—	—	1	—	—	—	—	—	—
22	Utilities .....	(B)	(D)	(D)	2	1	—	—	1	—	—	—	—	—
23	Construction .....	(B)	(D)	(D)	11	10	1	—	—	—	—	—	—	—
31-33	Manufacturing .....	(A)	(D)	(D)	3	2	1	—	—	—	—	—	—	—
42	Wholesale trade .....	(A)	(D)	(D)	2	1	1	—	—	—	—	—	—	—
44-45	Retail trade .....	32	102	545	7	6	—	1	—	—	—	—	—	—
48-49	Transportation & warehousing .....	(A)	(D)	(D)	1	1	—	—	—	—	—	—	—	—
51	Information .....	(A)	(D)	(D)	1	—	1	—	—	—	—	—	—	—
52	Finance & insurance .....	(B)	(D)	(D)	3	1	1	—	1	—	—	—	—	—
53	Real estate & rental & leasing .....	16	40	154	5	4	1	—	—	—	—	—	—	—
54	Professional, scientific & technical services .....	3	11	72	3	3	—	—	—	—	—	—	—	—
56	Admin, support, waste mgt, remediation services .....	(A)	(D)	(D)	1	1	—	—	—	—	—	—	—	—
62	Health care and social assistance .....	(B)	(D)	(D)	5	3	—	1	1	—	—	—	—	—
72	Accommodation & food services .....	49	144	799	4	1	1	1	1	—	—	—	—	—
81	Other services (except public administration) .....	13	27	118	6	6	—	—	—	—	—	—	—	—
<b>CULPEPER</b>														
	<b>Total</b> .....	<b>9 684</b>	<b>62 179</b>	<b>267 120</b>	<b>809</b>	<b>458</b>	<b>173</b>	<b>94</b>	<b>52</b>	<b>14</b>	<b>11</b>	<b>6</b>	<b>1</b>	—
<b>11</b>	<b>Forestry, fishing, hunting, and agriculture support</b> .....	<b>(A)</b>	<b>(D)</b>	<b>(D)</b>	<b>5</b>	<b>4</b>	<b>1</b>	—	—	—	—	—	—	—
21	Mining .....	(B)	(D)	(D)	4	—	2	2	—	—	—	—	—	—
22	Utilities .....	(B)	(D)	(D)	2	1	—	—	—	1	—	—	—	—
23	Construction .....	691	4 080	22 361	147	103	33	8	2	—	1	—	—	—
233	Building, developing & general contracting .....	333	2 163	12 391	47	33	9	3	1	—	1	—	—	—
2332	Residential building construction .....	241	1 546	9 789	37	28	8	—	—	—	1	—	—	—
23321	Single-family housing construction .....	236	1 527	9 685	33	24	8	—	—	—	1	—	—	—
233210	Single-family housing construction .....	236	1 527	9 685	33	24	8	—	—	—	1	—	—	—
235	Special trade contractors .....	324	1 708	8 737	89	61	23	4	1	—	—	—	—	—
31-33	<b>Manufacturing</b> .....	<b>1 408</b>	<b>10 973</b>	<b>45 773</b>	<b>30</b>	<b>10</b>	<b>1</b>	<b>7</b>	<b>5</b>	<b>3</b>	<b>3</b>	<b>1</b>	—	—
321	Wood product mfg .....	191	1 416	5 848	5	1	—	1	1	2	—	—	—	—
331	Primary metal mfg .....	(C)	(D)	(D)	2	—	—	—	1	1	—	—	—	—
335	Electrical equip, appliance & component mfg .....	(C)	(D)	(D)	1	—	—	—	—	—	1	—	—	—
3359	Other electrical equipment & component mfg .....	(C)	(D)	(D)	1	—	—	—	—	—	1	—	—	—
33592	Communication & energy wire & cable mfg .....	(C)	(D)	(D)	1	—	—	—	—	—	1	—	—	—
336	Transportation equipment mfg .....	(C)	(D)	(D)	2	—	—	—	1	—	1	—	—	—
3363	Motor vehicle parts mfg .....	(C)	(D)	(D)	1	—	—	—	—	—	1	—	—	—
33632	MV electrical & electronic equipment mfg .....	(C)	(D)	(D)	1	—	—	—	—	—	1	—	—	—
337	Furniture & related product mfg .....	(E)	(D)	(D)	2	—	—	—	—	—	1	1	—	—
3371	HH & institutional furniture & kitchen cabinet mfg .....	(E)	(D)	(D)	2	—	—	—	—	—	1	1	—	—
33711	Wood kitchen cabinet & countertop mfg .....	(E)	(D)	(D)	1	—	—	—	—	—	1	1	—	—
33712	Household & institutional furniture mfg .....	(C)	(D)	(D)	1	—	—	—	—	—	1	—	—	—

Note: Employment-size classes are indicated as follows: A—0 to 19; B—20 to 99; C—100 to 249; E—250 to 499; F—500 to 999; G—1,000 to 2,499; H—2,500 to 4,999; I—5,000 to 9,999; J—10,000 to 24,999; K—25,000 to 49,999; L—50,000 to 99,999; M—100,000 or more.

**Table 6. Counties—Employees, Payroll, and Establishments by Industry: 1999—Con.**

[Excludes most government employees, railroad employees, and self-employed persons. Size class 1 to 4 includes establishments with payroll, but no employees, during mid-March pay period. (D) denotes figures withheld to avoid disclosing data for individual companies; the data are included in broader industry totals. Detailed industries with 100 or more employees are shown if industry was not a (D). For explanation of terms, abbreviations, and data reliability/comparability, see introductory text]

NAICS code	Industry	Number of employees for week including March 12	Payroll (\$1,000)		Total number of establishments	Number of establishments by employment-size class									
			First quarter	Annual		1 to 4	5 to 9	10 to 19	20 to 49	50 to 99	100 to 249	250 to 499	500 to 999	1,000 or more	
<b>CULPEPER—Con.</b>															
<b>42</b>	<b>Wholesale trade .....</b>	<b>374</b>	<b>2 111</b>	<b>9 773</b>	<b>28</b>	<b>13</b>	<b>7</b>	<b>5</b>	<b>2</b>	—	<b>1</b>	—	—	—	
421	Wholesale trade, durable goods .....	112	702	3 311	16	7	6	2	1	—	—	—	—	—	
422	Wholesale trade, nondurable goods .....	262	1 409	6 462	12	6	1	3	1	—	1	—	—	—	
4229	Miscellaneous nondurable goods whlse .....	(C)	(D)	(D)	3	1	1	—	—	—	1	—	—	—	
42294	Tobacco & tobacco product whlse .....	(C)	(D)	(D)	1	—	—	—	—	—	1	—	—	—	
<b>44-45</b>	<b>Retail trade .....</b>	<b>1 864</b>	<b>9 248</b>	<b>36 121</b>	<b>145</b>	<b>68</b>	<b>37</b>	<b>27</b>	<b>6</b>	<b>4</b>	<b>2</b>	<b>1</b>	—	—	
441	Motor vehicle & parts dealers .....	200	1 127	4 647	25	12	5	6	2	—	—	—	—	—	
4413	Automotive parts, accessories & tire stores .....	(C)	(D)	(D)	12	5	3	3	1	—	—	—	—	—	
443	Electronics & appliance stores .....	116	515	2 040	6	5	—	—	—	—	1	—	—	—	
4431	Electronics & appliance stores .....	116	515	2 040	6	5	—	—	—	—	1	—	—	—	
44311	Appliance, TV & all other electronics stores ..	(C)	(D)	(D)	5	4	—	—	—	—	1	—	—	—	
444	Bldg material & garden equip & supp dealers .....	336	2 577	9 411	17	5	5	5	1	—	1	—	—	—	
4441	Building material & supplies dealers .....	278	2 366	8 442	13	5	4	3	—	—	1	—	—	—	
44419	Other building material dealers .....	259	2 309	8 189	9	3	3	2	—	—	1	—	—	—	
444190	Other building material dealers .....	259	2 309	8 189	9	3	3	2	—	—	1	—	—	—	
445	Food & beverage stores .....	225	1 017	3 664	15	7	5	—	—	—	3	—	—	—	
4451	Grocery stores .....	(C)	(D)	(D)	12	5	4	—	—	—	3	—	—	—	
44511	Grocery (except convenience) stores .....	199	935	3 338	7	2	2	—	—	—	3	—	—	—	
445110	Grocery (except convenience) stores .....	199	935	3 338	7	2	2	—	—	—	3	—	—	—	
447	Gasoline stations .....	157	583	2 390	23	7	8	8	—	—	—	—	—	—	
4471	Gasoline stations .....	157	583	2 390	23	7	8	8	—	—	—	—	—	—	
44711	Gasoline stations with convenience stores ...	129	448	1 862	19	7	5	7	—	—	—	—	—	—	
447110	Gasoline stations with convenience stores .	129	448	1 862	19	7	5	7	—	—	—	—	—	—	
448	Clothing & clothing accessories stores .....	127	337	1 531	10	5	3	—	1	1	—	—	—	—	
4481	Clothing stores .....	114	280	1 239	7	3	2	—	1	1	—	—	—	—	
452	General merchandise stores .....	(E)	(D)	(D)	5	1	3	—	—	—	—	—	1	—	
4529	Other general merchandise stores .....	(E)	(D)	(D)	5	1	3	—	—	—	—	—	1	—	
45291	Warehouse clubs & superstores .....	(E)	(D)	(D)	1	—	—	—	—	—	—	—	1	—	
<b>48-49</b>	<b>Transportation &amp; warehousing .....</b>	<b>130</b>	<b>821</b>	<b>3 495</b>	<b>25</b>	<b>19</b>	<b>1</b>	<b>3</b>	<b>2</b>	—	—	—	—	—	
<b>51</b>	<b>Information .....</b>	<b>197</b>	<b>1 863</b>	<b>7 608</b>	<b>15</b>	<b>8</b>	<b>2</b>	<b>2</b>	<b>1</b>	<b>2</b>	—	—	—	—	
513	Broadcasting & telecommunications .....	132	1 532	6 130	10	6	—	2	1	1	—	—	—	—	
5133	Telecommunications .....	(C)	(D)	(D)	7	5	—	—	1	1	—	—	—	—	
51331	Wired telecommunications carriers .....	(C)	(D)	(D)	7	5	—	—	1	1	—	—	—	—	
<b>52</b>	<b>Finance &amp; insurance .....</b>	<b>535</b>	<b>7 343</b>	<b>34 173</b>	<b>37</b>	<b>19</b>	<b>12</b>	<b>3</b>	<b>1</b>	—	<b>1</b>	<b>1</b>	—	—	
522	Credit intermediation & related activities .....	487	6 697	30 980	22	8	9	2	1	—	1	1	—	—	
5221	Depository credit intermediation .....	(C)	(D)	(D)	10	—	7	1	1	—	1	—	—	—	
52211	Commercial banking .....	155	1 320	4 701	9	—	7	1	—	—	1	—	—	—	
522110	Commercial banking .....	155	1 320	4 701	9	—	7	1	—	—	1	—	—	—	
5223	Activities related to credit intermediation .....	(E)	(D)	(D)	4	2	—	1	—	—	—	—	1	—	
52232	Financial clearinghouse & reserve activities ..	(E)	(D)	(D)	1	—	—	—	—	—	—	—	1	—	
<b>53</b>	<b>Real estate &amp; rental &amp; leasing .....</b>	<b>89</b>	<b>459</b>	<b>2 284</b>	<b>28</b>	<b>21</b>	<b>5</b>	<b>2</b>	—	—	—	—	—	—	
<b>54</b>	<b>Professional, scientific &amp; technical services .....</b>	<b>696</b>	<b>4 904</b>	<b>20 939</b>	<b>59</b>	<b>39</b>	<b>10</b>	<b>4</b>	<b>4</b>	<b>1</b>	—	<b>1</b>	—	—	
541	Professional, scientific & technical services .....	696	4 904	20 939	59	39	10	4	4	1	—	1	—	—	
5413	Architectural, engineering & related services ...	130	1 062	3 620	11	7	2	—	1	1	—	—	—	—	
5418	Advertising & related services .....	(E)	(D)	(D)	1	—	—	—	—	—	—	—	1	—	
54186	Direct mail advertising .....	(E)	(D)	(D)	1	—	—	—	—	—	—	—	1	—	
<b>55</b>	<b>Management of companies &amp; enterprises .</b>	<b>297</b>	<b>3 785</b>	<b>14 754</b>	<b>6</b>	<b>3</b>	—	<b>1</b>	<b>1</b>	—	—	<b>1</b>	—	—	
551	Management of companies & enterprises .....	297	3 785	14 754	6	3	—	1	1	—	—	1	—	—	
5511	Management of companies & enterprises .....	297	3 785	14 754	6	3	—	1	1	—	—	1	—	—	
55111	Management of companies & enterprises ....	297	3 785	14 754	6	3	—	1	1	—	—	1	—	—	
551114	Corp, subsidiary & regional managing offices .....	297	3 785	14 754	6	3	—	1	1	—	—	1	—	—	
<b>56</b>	<b>Admin, support, waste mgt, remediation services .....</b>	<b>518</b>	<b>2 285</b>	<b>10 938</b>	<b>51</b>	<b>28</b>	<b>8</b>	<b>6</b>	<b>7</b>	<b>1</b>	<b>1</b>	—	—	—	
561	Administrative & support services .....	468	2 045	9 735	45	25	7	6	5	1	1	—	—	—	
5613	Employment services .....	255	1 104	4 763	6	—	—	—	4	1	1	—	—	—	
56132	Temporary help services .....	255	1 104	4 763	6	—	—	—	4	1	1	—	—	—	
561320	Temporary help services .....	255	1 104	4 763	6	—	—	—	4	1	1	—	—	—	
5617	Services to buildings & dwellings .....	171	779	4 333	28	17	5	5	1	—	—	—	—	—	
<b>61</b>	<b>Educational services .....</b>	<b>40</b>	<b>217</b>	<b>917</b>	<b>5</b>	<b>3</b>	—	<b>2</b>	—	—	—	—	—	—	

Note: Employment-size classes are indicated as follows: A—0 to 19; B—20 to 99; C—100 to 249; E—250 to 499; F—500 to 999; G—1,000 to 2,499; H—2,500 to 4,999; I—5,000 to 9,999; J—10,000 to 24,999; K—25,000 to 49,999; L—50,000 to 99,999; M—100,000 or more.

**Table 6. Counties—Employees, Payroll, and Establishments by Industry: 1999—Con.**

[Excludes most government employees, railroad employees, and self-employed persons. Size class 1 to 4 includes establishments with payroll, but no employees, during mid-March pay period. (D) denotes figures withheld to avoid disclosing data for individual companies; the data are included in broader industry totals. Detailed industries with 100 or more employees are shown if industry was not a (D). For explanation of terms, abbreviations, and data reliability/comparability, see introductory text]

NAICS code	Industry	Number of employees for week including March 12	Payroll (\$1,000)		Total number of establishments	Number of establishments by employment-size class								
			First quarter	Annual		1 to 4	5 to 9	10 to 19	20 to 49	50 to 99	100 to 249	250 to 499	500 to 999	1,000 or more
<b>CULPEPER—Con.</b>														
<b>62</b>	<b>Health care and social assistance</b> .....	<b>1 244</b>	<b>8 283</b>	<b>33 840</b>	<b>53</b>	<b>25</b>	<b>16</b>	<b>4</b>	<b>5</b>	—	<b>2</b>	—	<b>1</b>	—
621	Ambulatory health care services .....	301	2 890	12 518	43	21	14	4	4	—	—	—	—	—
6211	Offices of physicians .....	166	2 105	9 009	18	6	7	2	3	—	—	—	—	—
62111	Offices of physicians (exc mental health) ...	166	2 105	9 009	18	6	7	2	3	—	—	—	—	—
621111	Offices of physicians (exc mental health) ...	166	2 105	9 009	18	6	7	2	3	—	—	—	—	—
622	Hospitals .....	(F)	(D)	(D)	1	—	—	—	—	—	—	—	1	—
6221	General medical & surgical hospitals .....	(F)	(D)	(D)	1	—	—	—	—	—	—	—	1	—
62211	General medical & surgical hospitals .....	(F)	(D)	(D)	1	—	—	—	—	—	—	—	1	—
623	Nursing & residential care facilities .....	(E)	(D)	(D)	2	—	—	—	—	—	2	—	—	—
6231	Nursing care facilities .....	(C)	(D)	(D)	1	—	—	—	—	—	1	—	—	—
62311	Nursing care facilities .....	(C)	(D)	(D)	1	—	—	—	—	—	1	—	—	—
6233	Community care facilities for the elderly .....	(C)	(D)	(D)	1	—	—	—	—	—	1	—	—	—
62331	Community care facilities for the elderly .....	(C)	(D)	(D)	1	—	—	—	—	—	1	—	—	—
<b>71</b>	<b>Arts, entertainment &amp; recreation</b> .....	<b>88</b>	<b>214</b>	<b>1 106</b>	<b>12</b>	<b>7</b>	<b>2</b>	<b>2</b>	<b>1</b>	—	—	—	—	—
<b>72</b>	<b>Accommodation &amp; food services</b> .....	<b>686</b>	<b>1 378</b>	<b>6 182</b>	<b>54</b>	<b>15</b>	<b>16</b>	<b>10</b>	<b>12</b>	<b>1</b>	—	—	—	—
722	Food services & drinking places .....	620	1 217	5 416	46	10	16	8	11	1	—	—	—	—
7221	Full-service restaurants .....	237	512	2 092	21	5	8	3	5	—	—	—	—	—
72211	Full-service restaurants .....	237	512	2 092	21	5	8	3	5	—	—	—	—	—
722110	Full-service restaurants .....	237	512	2 092	21	5	8	3	5	—	—	—	—	—
7222	Limited-service eating places .....	379	698	3 302	22	2	8	5	6	1	—	—	—	—
72221	Limited-service eating places .....	379	698	3 302	22	2	8	5	6	1	—	—	—	—
<b>81</b>	<b>Other services (except public administration)</b> .....	<b>691</b>	<b>2 877</b>	<b>11 577</b>	<b>95</b>	<b>65</b>	<b>19</b>	<b>6</b>	<b>3</b>	<b>1</b>	—	<b>1</b>	—	—
812	Personal & laundry services .....	429	1 828	6 960	29	15	7	4	2	—	—	1	—	—
8123	Drycleaning & laundry services .....	323	1 429	4 965	8	2	2	3	—	—	—	1	—	—
81233	Linen & uniform supply .....	(E)	(D)	(D)	2	1	—	—	—	—	—	1	—	—
813	Religious, grantmaking, civic, prof & like organizations .....	200	731	3 103	40	28	8	2	1	1	—	—	—	—
8131	Religious organizations .....	160	510	2 125	28	19	6	1	1	1	—	—	—	—
81311	Religious organizations .....	160	510	2 125	28	19	6	1	1	1	—	—	—	—
813110	Religious organizations .....	160	510	2 125	28	19	6	1	1	1	—	—	—	—
<b>99</b>	<b>Unclassified establishments</b> .....	<b>(A)</b>	<b>(D)</b>	<b>(D)</b>	<b>8</b>	<b>7</b>	<b>1</b>	—	—	—	—	—	—	—
<b>CUMBERLAND</b>														
	<b>Total</b> .....	<b>821</b>	<b>3 682</b>	<b>15 026</b>	<b>134</b>	<b>78</b>	<b>27</b>	<b>21</b>	<b>8</b>	—	—	—	—	—
<b>11</b>	<b>Forestry, fishing, hunting, and agriculture support</b> .....	<b>56</b>	<b>261</b>	<b>1 000</b>	<b>9</b>	<b>3</b>	<b>4</b>	<b>2</b>	—	—	—	—	—	—
<b>23</b>	<b>Construction</b> .....	<b>123</b>	<b>425</b>	<b>2 022</b>	<b>31</b>	<b>23</b>	<b>6</b>	<b>1</b>	<b>1</b>	—	—	—	—	—
235	Special trade contractors .....	103	338	1 538	22	15	5	1	1	—	—	—	—	—
<b>31-33</b>	<b>Manufacturing</b> .....	<b>81</b>	<b>465</b>	<b>1 830</b>	<b>5</b>	<b>1</b>	<b>1</b>	<b>2</b>	<b>1</b>	—	—	—	—	—
<b>42</b>	<b>Wholesale trade</b> .....	<b>17</b>	<b>68</b>	<b>334</b>	<b>5</b>	<b>3</b>	<b>2</b>	—	—	—	—	—	—	—
<b>44-45</b>	<b>Retail trade</b> .....	<b>231</b>	<b>840</b>	<b>3 976</b>	<b>26</b>	<b>9</b>	<b>6</b>	<b>8</b>	<b>3</b>	—	—	—	—	—
<b>48-49</b>	<b>Transportation &amp; warehousing</b> .....	<b>57</b>	<b>576</b>	<b>1 981</b>	<b>8</b>	<b>5</b>	—	<b>2</b>	<b>1</b>	—	—	—	—	—
<b>51</b>	<b>Information</b> .....	<b>(A)</b>	<b>(D)</b>	<b>(D)</b>	<b>2</b>	<b>1</b>	—	<b>1</b>	—	—	—	—	—	—
<b>52</b>	<b>Finance &amp; insurance</b> .....	<b>(B)</b>	<b>(D)</b>	<b>(D)</b>	<b>5</b>	<b>2</b>	<b>3</b>	—	—	—	—	—	—	—
<b>53</b>	<b>Real estate &amp; rental &amp; leasing</b> .....	<b>(A)</b>	<b>(D)</b>	<b>(D)</b>	<b>1</b>	<b>1</b>	—	—	—	—	—	—	—	—
<b>54</b>	<b>Professional, scientific &amp; technical services</b> .....	<b>28</b>	<b>123</b>	<b>496</b>	<b>9</b>	<b>8</b>	—	<b>1</b>	—	—	—	—	—	—
<b>56</b>	<b>Admin, support, waste mgt, remediation services</b> .....	<b>9</b>	<b>17</b>	<b>73</b>	<b>4</b>	<b>4</b>	—	—	—	—	—	—	—	—
<b>62</b>	<b>Health care and social assistance</b> .....	<b>98</b>	<b>473</b>	<b>1 481</b>	<b>9</b>	<b>4</b>	<b>2</b>	<b>1</b>	<b>2</b>	—	—	—	—	—
<b>71</b>	<b>Arts, entertainment &amp; recreation</b> .....	<b>(A)</b>	<b>(D)</b>	<b>(D)</b>	<b>2</b>	<b>1</b>	<b>1</b>	—	—	—	—	—	—	—
<b>72</b>	<b>Accommodation &amp; food services</b> .....	<b>26</b>	<b>45</b>	<b>188</b>	<b>4</b>	<b>2</b>	<b>1</b>	<b>1</b>	—	—	—	—	—	—
<b>81</b>	<b>Other services (except public administration)</b> .....	<b>47</b>	<b>133</b>	<b>514</b>	<b>14</b>	<b>11</b>	<b>1</b>	<b>2</b>	—	—	—	—	—	—
<b>DICKENSON</b>														
	<b>Total</b> .....	<b>2 200</b>	<b>12 576</b>	<b>52 610</b>	<b>282</b>	<b>180</b>	<b>44</b>	<b>30</b>	<b>20</b>	<b>7</b>	<b>1</b>	—	—	—
<b>11</b>	<b>Forestry, fishing, hunting, and agriculture support</b> .....	<b>18</b>	<b>58</b>	<b>293</b>	<b>7</b>	<b>5</b>	<b>2</b>	—	—	—	—	—	—	—
<b>21</b>	<b>Mining</b> .....	<b>618</b>	<b>5 366</b>	<b>20 708</b>	<b>22</b>	<b>6</b>	—	<b>3</b>	<b>8</b>	<b>5</b>	—	—	—	—
212	Mining (except oil & gas) .....	505	4 654	18 230	17	4	—	2	7	4	—	—	—	—
2121	Coal mining .....	505	4 654	18 230	17	4	—	2	7	4	—	—	—	—
21211	Coal mining .....	505	4 654	18 230	17	4	—	2	7	4	—	—	—	—
212111	Bituminous coal & lignite surface mining ...	296	3 329	13 866	9	3	—	1	4	—	—	—	—	—
212112	Bituminous coal underground mining .....	209	1 325	4 364	8	1	—	1	6	—	—	—	—	—
213	Mining support activities .....	113	712	2 478	5	2	—	1	1	1	—	—	—	—
2131	Mining support activities .....	113	712	2 478	5	2	—	1	1	1	—	—	—	—
21311	Mining support activities .....	113	712	2 478	5	2	—	1	1	1	—	—	—	—
<b>22</b>	<b>Utilities</b> .....	<b>(B)</b>	<b>(D)</b>	<b>(D)</b>	<b>4</b>	<b>2</b>	—	<b>1</b>	<b>1</b>	—	—	—	—	—

Note: Employment-size classes are indicated as follows: A—0 to 19; B—20 to 99; C—100 to 249; E—250 to 499; F—500 to 999; G—1,000 to 2,499; H—2,500 to 4,999; I—5,000 to 9,999; J—10,000 to 24,999; K—25,000 to 49,999; L—50,000 to 99,999; M—100,000 or more.

**Table 6. Counties—Employees, Payroll, and Establishments by Industry: 1999—Con.**

[Excludes most government employees, railroad employees, and self-employed persons. Size class 1 to 4 includes establishments with payroll, but no employees, during mid-March pay period. (D) denotes figures withheld to avoid disclosing data for individual companies; the data are included in broader industry totals. Detailed industries with 100 or more employees are shown if industry was not a (D). For explanation of terms, abbreviations, and data reliability/comparability, see introductory text]

NAICS code	Industry	Number of employees for week including March 12	Payroll (\$1,000)		Total number of establishments	Number of establishments by employment-size class								
			First quarter	Annual		1 to 4	5 to 9	10 to 19	20 to 49	50 to 99	100 to 249	250 to 499	500 to 999	1,000 or more
<b>DICKENSON—Con.</b>														
23	Construction .....	94	359	2 056	17	11	4	1	1	—	—	—	—	—
31-33	Manufacturing .....	(B)	(D)	(D)	3	2	—	1	—	—	—	—	—	—
42	Wholesale trade .....	13	150	626	7	6	1	—	—	—	—	—	—	—
44-45	Retail trade .....	444	1 358	6 146	66	38	14	9	4	1	—	—	—	—
445	Food & beverage stores .....	151	367	1 619	13	7	3	1	1	1	—	—	—	—
4451	Grocery stores .....	(C)	(D)	(D)	12	6	3	1	1	1	—	—	—	—
44511	Grocery (except convenience) stores .....	139	338	1 495	8	3	2	1	1	1	—	—	—	—
445110	Grocery (except convenience) stores .....	139	338	1 495	8	3	2	1	1	1	—	—	—	—
447	Gasoline stations .....	103	265	1 145	19	12	4	1	2	—	—	—	—	—
4471	Gasoline stations .....	103	265	1 145	19	12	4	1	2	—	—	—	—	—
48-49	Transportation & warehousing .....	206	1 185	5 009	44	35	4	3	2	—	—	—	—	—
484	Truck transportation .....	(C)	(D)	(D)	43	34	4	3	2	—	—	—	—	—
4842	Specialized freight trucking .....	196	1 137	4 822	36	27	4	3	2	—	—	—	—	—
48422	Specialized freight (exc used) trucking, local ..	183	1 107	4 721	32	24	3	3	2	—	—	—	—	—
484220	Specialized freight (exc used) trucking, local ..	183	1 107	4 721	32	24	3	3	2	—	—	—	—	—
51	Information .....	25	199	969	5	3	1	1	—	—	—	—	—	—
52	Finance & insurance .....	63	320	1 073	10	4	4	2	—	—	—	—	—	—
53	Real estate & rental & leasing .....	(A)	(D)	(D)	2	2	—	—	—	—	—	—	—	—
54	Professional, scientific & technical services .....	56	275	1 131	10	7	1	1	1	—	—	—	—	—
55	Management of companies & enterprises ..	(A)	(D)	(D)	2	—	2	—	—	—	—	—	—	—
56	Admin, support, waste mgt, remediation services .....	35	62	458	7	5	1	1	—	—	—	—	—	—
61	Educational services .....	(A)	(D)	(D)	1	1	—	—	—	—	—	—	—	—
62	Health care and social assistance .....	360	1 946	8 070	26	14	3	5	2	1	1	—	—	—
621	Ambulatory health care services .....	153	867	3 771	18	9	2	5	2	—	—	—	—	—
622	Hospitals .....	(C)	(D)	(D)	1	—	—	—	—	—	1	—	—	—
6221	General medical & surgical hospitals .....	(C)	(D)	(D)	1	—	—	—	—	—	1	—	—	—
62211	General medical & surgical hospitals .....	(C)	(D)	(D)	1	—	—	—	—	—	1	—	—	—
71	Arts, entertainment & recreation .....	(A)	(D)	(D)	1	1	—	—	—	—	—	—	—	—
72	Accommodation & food services .....	106	180	856	16	10	3	2	1	—	—	—	—	—
81	Other services (except public administration) .....	75	310	1 335	29	25	4	—	—	—	—	—	—	—
95	Auxiliaries (exc corporate, subsidiary & regional mgt) .....	(A)	(D)	(D)	1	1	—	—	—	—	—	—	—	—
99	Unclassified establishments .....	(A)	(D)	(D)	2	2	—	—	—	—	—	—	—	—
<b>DINWIDDIE</b>														
	Total .....	4 678	26 040	114 529	261	167	44	23	15	4	5	1	2	—
21	Mining .....	(A)	(D)	(D)	1	—	1	—	—	—	—	—	—	—
22	Utilities .....	(B)	(D)	(D)	1	—	—	—	1	—	—	—	—	—
23	Construction .....	401	2 463	10 994	63	43	11	2	6	1	—	—	—	—
235	Special trade contractors .....	257	1 665	7 145	36	24	5	1	6	—	—	—	—	—
2359	Other special trade contractors .....	115	1 054	4 249	8	3	1	1	3	—	—	—	—	—
31-33	Manufacturing .....	496	2 392	11 179	8	2	—	2	2	—	2	—	—	—
312	Beverage & tobacco product mfg .....	(C)	(D)	(D)	1	—	—	—	—	—	1	—	—	—
3122	Tobacco mfg .....	(C)	(D)	(D)	1	—	—	—	—	—	1	—	—	—
31221	Tobacco stemming & redrying .....	(C)	(D)	(D)	1	—	—	—	—	—	1	—	—	—
336	Transportation equipment mfg .....	(C)	(D)	(D)	2	1	—	—	—	—	1	—	—	—
3363	Motor vehicle parts mfg .....	(C)	(D)	(D)	1	—	—	—	—	—	1	—	—	—
33639	Other motor vehicle parts mfg .....	(C)	(D)	(D)	1	—	—	—	—	—	1	—	—	—
42	Wholesale trade .....	717	2 845	11 385	9	4	2	—	—	—	2	1	—	—
421	Wholesale trade, durable goods .....	(C)	(D)	(D)	6	3	2	—	—	—	1	—	—	—
4212	Furniture & home furnishing whsle .....	(C)	(D)	(D)	1	—	—	—	—	—	1	—	—	—
42122	Home furnishing whsle .....	(C)	(D)	(D)	1	—	—	—	—	—	1	—	—	—
422	Wholesale trade, nondurable goods .....	(F)	(D)	(D)	3	1	—	—	—	—	1	1	—	—
4223	Apparel, piece goods & notions whsle .....	(C)	(D)	(D)	1	—	—	—	—	—	1	—	—	—
42232	Men's & boys' clothing & furnishings whsle ...	(C)	(D)	(D)	1	—	—	—	—	—	1	—	—	—
4229	Miscellaneous nondurable goods whsle .....	(E)	(D)	(D)	1	—	—	—	—	—	—	1	—	—
42292	Book, periodical & newspaper whsle .....	(E)	(D)	(D)	1	—	—	—	—	—	—	1	—	—
44-45	Retail trade .....	369	1 285	5 617	36	14	10	8	3	1	—	—	—	—
445	Food & beverage stores .....	135	422	1 697	7	2	1	3	—	1	—	—	—	—
4451	Grocery stores .....	135	422	1 697	7	2	1	3	—	1	—	—	—	—
44511	Grocery (except convenience) stores .....	(C)	(D)	(D)	6	2	1	2	—	1	—	—	—	—
48-49	Transportation & warehousing .....	(C)	(D)	(D)	27	24	2	—	—	—	1	—	—	—
484	Truck transportation .....	(C)	(D)	(D)	27	24	2	—	—	—	1	—	—	—
4841	General freight trucking .....	(C)	(D)	(D)	8	6	1	—	—	—	1	—	—	—
48412	General freight trucking, long-distance .....	(C)	(D)	(D)	7	5	1	—	—	—	1	—	—	—

Note: Employment-size classes are indicated as follows: A—0 to 19; B—20 to 99; C—100 to 249; E—250 to 499; F—500 to 999; G—1,000 to 2,499; H—2,500 to 4,999; I—5,000 to 9,999; J—10,000 to 24,999; K—25,000 to 49,999; L—50,000 to 99,999; M—100,000 or more.

**Table 6. Counties—Employees, Payroll, and Establishments by Industry: 1999—Con.**

[Excludes most government employees, railroad employees, and self-employed persons. Size class 1 to 4 includes establishments with payroll, but no employees, during mid-March pay period. (D) denotes figures withheld to avoid disclosing data for individual companies; the data are included in broader industry totals. Detailed industries with 100 or more employees are shown if industry was not a (D). For explanation of terms, abbreviations, and data reliability/comparability, see introductory text]

NAICS code	Industry	Number of employees for week including March 12	Payroll (\$1,000)		Total number of establishments	Number of establishments by employment-size class								
			First quarter	Annual		1 to 4	5 to 9	10 to 19	20 to 49	50 to 99	100 to 249	250 to 499	500 to 999	1,000 or more
<b>DINWIDDIE—Con.</b>														
52	Finance & insurance .....	66	336	2 757	11	10	—	—	1	—	—	—	—	—
53	Real estate & rental & leasing .....	3	9	58	4	4	—	—	—	—	—	—	—	—
54	Professional, scientific & technical services .....	(B)	(D)	(D)	11	8	3	—	—	—	—	—	—	—
56	Admin, support, waste mgt, remediation services .....	78	293	1 220	18	11	5	2	—	—	—	—	—	—
61	Educational services .....	(A)	(D)	(D)	2	2	—	—	—	—	—	—	—	—
62	Health care and social assistance .....	(F)	(D)	(D)	10	4	2	3	—	—	—	—	1	—
622	Hospitals .....	(F)	(D)	(D)	1	—	—	—	—	—	—	—	1	—
6222	Psychiatric & substance abuse hospitals .....	(F)	(D)	(D)	1	—	—	—	—	—	—	—	1	—
62221	Psychiatric & substance abuse hospitals .....	(F)	(D)	(D)	1	—	—	—	—	—	—	—	1	—
71	Arts, entertainment & recreation .....	(B)	(D)	(D)	2	1	—	—	—	1	—	—	—	—
72	Accommodation & food services .....	165	317	1 593	15	7	3	3	1	1	—	—	—	—
722	Food services & drinking places .....	144	267	1 356	10	3	3	2	1	1	—	—	—	—
7222	Limited-service eating places .....	113	198	1 037	6	3	—	1	1	1	—	—	—	—
72221	Limited-service eating places .....	113	198	1 037	6	3	—	1	1	1	—	—	—	—
722211	Limited-service restaurants .....	113	198	1 037	6	3	—	1	1	1	—	—	—	—
81	Other services (except public administration) .....	102	263	1 106	36	30	4	2	—	—	—	—	—	—
95	Auxiliaries (exc corporate, subsidiary & regional mgt) .....	(G)	(D)	(D)	3	—	—	1	1	—	—	—	1	—
99	Unclassified establishments .....	(A)	(D)	(D)	4	3	1	—	—	—	—	—	—	—
<b>ESSEX</b>														
	Total .....	3 923	17 342	73 226	323	189	68	32	24	5	—	5	—	—
11	Forestry, fishing, hunting, and agriculture support .....	16	73	307	6	5	1	—	—	—	—	—	—	—
21	Mining .....	(A)	(D)	(D)	1	1	—	—	—	—	—	—	—	—
23	Construction .....	119	413	2 168	43	32	11	—	—	—	—	—	—	—
31-33	Manufacturing .....	1 334	7 035	27 911	19	7	3	1	4	1	—	3	—	—
313	Textile mills .....	(E)	(D)	(D)	1	—	—	—	—	—	—	1	—	—
3132	Fabric mills .....	(E)	(D)	(D)	1	—	—	—	—	—	—	1	—	—
31324	Knit fabric mills .....	(E)	(D)	(D)	1	—	—	—	—	—	—	1	—	—
321	Wood product mfg .....	120	477	2 257	5	1	—	1	3	—	—	—	—	—
3211	Sawmills & wood preservation .....	120	477	2 257	5	1	—	1	3	—	—	—	—	—
32111	Sawmills & wood preservation .....	120	477	2 257	5	1	—	1	3	—	—	—	—	—
326	Plastics & rubber products mfg .....	(E)	(D)	(D)	2	1	—	—	—	—	—	1	—	—
3261	Plastics product mfg .....	(E)	(D)	(D)	1	—	—	—	—	—	—	1	—	—
32619	Other plastics product mfg .....	(E)	(D)	(D)	1	—	—	—	—	—	—	1	—	—
336	Transportation equipment mfg .....	(E)	(D)	(D)	3	—	1	—	—	1	—	1	—	—
3363	Motor vehicle parts mfg .....	(E)	(D)	(D)	3	—	1	—	—	1	—	1	—	—
33634	Motor vehicle brake system mfg .....	(E)	(D)	(D)	2	—	—	—	—	1	—	1	—	—
42	Wholesale trade .....	62	369	1 625	8	5	1	1	1	—	—	—	—	—
44-45	Retail trade .....	799	3 272	13 748	64	26	19	12	6	—	—	1	—	—
452	General merchandise stores .....	(E)	(D)	(D)	4	—	2	1	—	—	—	1	—	—
4529	Other general merchandise stores .....	(E)	(D)	(D)	4	—	2	1	—	—	—	1	—	—
45291	Warehouse clubs & superstores .....	(E)	(D)	(D)	1	—	—	—	—	—	—	1	—	—
48-49	Transportation & warehousing .....	14	72	323	6	6	—	—	—	—	—	—	—	—
51	Information .....	(B)	(D)	(D)	2	—	—	2	—	—	—	—	—	—
52	Finance & insurance .....	168	1 187	5 261	18	7	6	2	3	—	—	—	—	—
522	Credit intermediation & related activities .....	136	871	3 919	12	3	5	2	2	—	—	—	—	—
5221	Depository credit intermediation .....	123	747	3 511	8	—	4	2	2	—	—	—	—	—
52211	Commercial banking .....	123	747	3 511	8	—	4	2	2	—	—	—	—	—
522110	Commercial banking .....	123	747	3 511	8	—	4	2	2	—	—	—	—	—
53	Real estate & rental & leasing .....	39	142	598	12	10	1	1	—	—	—	—	—	—
54	Professional, scientific & technical services .....	79	394	1 803	19	13	3	3	—	—	—	—	—	—
56	Admin, support, waste mgt, remediation services .....	(B)	(D)	(D)	8	6	1	—	—	1	—	—	—	—
61	Educational services .....	(B)	(D)	(D)	1	—	—	—	1	—	—	—	—	—
62	Health care and social assistance .....	542	2 540	11 166	32	18	6	4	2	1	—	1	—	—
622	Hospitals .....	(E)	(D)	(D)	1	—	—	—	—	—	—	1	—	—
6221	General medical & surgical hospitals .....	(E)	(D)	(D)	1	—	—	—	—	—	—	1	—	—
62211	General medical & surgical hospitals .....	(E)	(D)	(D)	1	—	—	—	—	—	—	1	—	—
623	Nursing & residential care facilities .....	(C)	(D)	(D)	2	—	—	—	1	1	—	—	—	—
71	Arts, entertainment & recreation .....	75	153	735	6	2	2	1	1	—	—	—	—	—

Note: Employment-size classes are indicated as follows: A—0 to 19; B—20 to 99; C—100 to 249; E—250 to 499; F—500 to 999; G—1,000 to 2,499; H—2,500 to 4,999; I—5,000 to 9,999; J—10,000 to 24,999; K—25,000 to 49,999; L—50,000 to 99,999; M—100,000 or more.





**Table 6. Counties—Employees, Payroll, and Establishments by Industry: 1999—Con.**

[Excludes most government employees, railroad employees, and self-employed persons. Size class 1 to 4 includes establishments with payroll, but no employees, during mid-March pay period. (D) denotes figures withheld to avoid disclosing data for individual companies; the data are included in broader industry totals. Detailed industries with 100 or more employees are shown if industry was not a (D). For explanation of terms, abbreviations, and data reliability/comparability, see introductory text]

NAICS code	Industry	Number of employees for week including March 12	Payroll (\$1,000)		Total number of establishments	Number of establishments by employment-size class								
			First quarter	Annual		1 to 4	5 to 9	10 to 19	20 to 49	50 to 99	100 to 249	250 to 499	500 to 999	1,000 or more
<b>FAIRFAX—Con.</b>														
<b>23 Construction—Con.</b>														
<b>235 Special trade contractors—Con.</b>														
2357	Concrete contractors	1 021	5 697	29 956	79	33	23	10	9	3	1	-	-	-
23571	Concrete contractors	1 021	5 697	29 956	79	33	23	10	9	3	1	-	-	-
235710	Concrete contractors	1 021	5 697	29 956	79	33	23	10	9	3	1	-	-	-
2359	Other special trade contractors	1 616	11 168	58 057	150	89	21	19	16	3	2	-	-	-
23591	Structural steel erection contractors	230	2 219	8 461	11	7	-	2	-	1	1	-	-	-
235910	Structural steel erection contractors	230	2 219	8 461	11	7	-	2	-	1	1	-	-	-
23592	Glass & glazing contractors	146	1 320	7 721	11	5	1	2	3	-	-	-	-	-
235920	Glass & glazing contractors	146	1 320	7 721	11	5	1	2	3	-	-	-	-	-
23593	Excavation contractors	178	1 522	7 576	33	25	3	3	2	-	-	-	-	-
235930	Excavation contractors	178	1 522	7 576	33	25	3	3	2	-	-	-	-	-
23594	Wrecking & demolition contractors	106	570	3 408	4	-	1	1	1	1	1	-	-	-
235940	Wrecking & demolition contractors	106	570	3 408	4	-	1	1	1	1	1	-	-	-
23595	Bldg equip & oth mach installation contractor	130	1 204	6 426	8	1	3	2	2	-	-	-	-	-
235950	Bldg equip & oth mach installation contractor	130	1 204	6 426	8	1	3	2	2	-	-	-	-	-
23599	All other special trade contractors	826	4 333	24 465	83	51	13	9	8	1	1	-	-	-
235990	All other special trade contractors	826	4 333	24 465	83	51	13	9	8	1	1	-	-	-
<b>31-33</b>	<b>Manufacturing</b>	<b>13 050</b>	<b>154 479</b>	<b>621 328</b>	<b>470</b>	<b>205</b>	<b>97</b>	<b>69</b>	<b>56</b>	<b>14</b>	<b>22</b>	<b>2</b>	<b>3</b>	<b>2</b>
311	Food mfg	700	4 176	17 671	37	9	12	9	4	-	3	-	-	-
3115	Dairy product mfg	(C)	(D)	(D)	1	-	-	-	-	-	1	-	-	-
31151	Dairy product (exc frozen) mfg	(C)	(D)	(D)	1	-	-	-	-	-	1	-	-	-
3118	Bakeries & tortilla mfg	(F)	(D)	(D)	32	7	11	8	4	-	2	-	-	-
31181	Bread & bakery product mfg	(E)	(D)	(D)	30	6	10	8	4	-	2	-	-	-
311812	Commercial bakeries	309	1 269	5 751	11	2	4	1	2	-	2	-	-	-
312	Beverage & tobacco product mfg	(C)	(D)	(D)	3	2	-	-	-	-	1	-	-	-
3121	Beverage mfg	(C)	(D)	(D)	3	2	-	-	-	-	1	-	-	-
31211	Soft drink & ice mfg	(C)	(D)	(D)	2	1	-	-	-	-	1	-	-	-
315	Apparel manufacturing	250	1 326	5 361	27	15	5	1	6	-	-	-	-	-
3152	Cut & sew apparel mfg	(C)	(D)	(D)	18	8	3	1	6	-	-	-	-	-
31523	Women's, girls' cut & sew apparel mfg	129	946	3 900	6	2	-	-	4	-	-	-	-	-
323	Printing & related support activities	2 974	27 809	115 056	141	70	35	18	9	3	4	-	2	-
3231	Printing & related support activities	2 974	27 809	115 056	141	70	35	18	9	3	4	-	2	-
32311	Printing	2 942	27 539	113 903	130	61	33	18	9	3	4	-	2	-
323110	Commercial lithographic printing	2 306	23 265	96 103	59	24	14	8	5	3	3	-	2	-
323114	Quick printing	359	2 404	9 952	56	30	14	10	2	-	-	-	-	-
325	Chemical mfg	234	3 391	11 973	7	2	-	2	1	2	-	-	-	-
3259	Other chemical product & preparation mfg	(C)	(D)	(D)	5	1	-	2	1	1	-	-	-	-
32591	Printing ink mfg	(C)	(D)	(D)	2	-	-	1	-	1	-	-	-	-
327	Nonmetallic mineral product mfg	386	3 642	18 232	20	5	3	4	8	-	-	-	-	-
3273	Cement & concrete product mfg	379	3 625	18 172	16	1	3	4	8	-	-	-	-	-
32732	Ready-mix concrete mfg	190	1 756	9 141	11	1	2	4	4	-	-	-	-	-
327320	Ready-mix concrete mfg	190	1 756	9 141	11	1	2	4	4	-	-	-	-	-
32739	Other concrete product mfg	(C)	(D)	(D)	4	-	1	-	3	-	-	-	-	-
332	Fabricated metal product mfg	1 638	35 922	130 128	25	5	6	3	6	3	1	-	-	1
3321	Forging & stamping	(C)	(D)	(D)	3	-	-	1	1	1	-	-	-	-
33211	Forging & stamping	(C)	(D)	(D)	3	-	-	1	1	1	-	-	-	-
3323	Architectural & structural metals mfg	316	2 751	15 350	11	1	2	2	4	1	1	-	-	-
33231	Plate work & fabricated structural prod mfg	(C)	(D)	(D)	2	-	-	-	1	-	1	-	-	-
33232	Ornamental & architectural metal prod mfg	(C)	(D)	(D)	9	1	2	2	3	1	-	-	-	-
3327	Mach shops, turn prod, screw, nut, bolt mfg	(G)	(D)	(D)	7	3	2	-	1	-	-	-	-	1
33271	Machine shops	(G)	(D)	(D)	7	3	2	-	1	-	-	-	-	1
333	Machinery mfg	425	4 364	17 078	14	6	2	3	2	-	-	1	-	-
3333	Commercial & service industry machinery mfg	(E)	(D)	(D)	9	3	1	3	1	-	-	1	-	-
33331	Commercial & service industry machinery mfg	(E)	(D)	(D)	9	3	1	3	1	-	-	1	-	-
334	Computer & electronic product mfg	4 603	59 571	244 668	59	12	9	9	14	3	10	-	1	1
3341	Computer & peripheral equipment mfg	(C)	(D)	(D)	8	2	2	1	2	-	1	-	-	-
33411	Computer & peripheral equipment mfg	(C)	(D)	(D)	8	2	2	1	2	-	1	-	-	-
3342	Communications equipment mfg	1 587	23 530	87 680	17	2	3	2	4	1	4	-	1	-
33421	Telephone apparatus mfg	1 028	16 463	59 636	7	2	1	-	1	-	2	-	1	-
334210	Telephone apparatus mfg	1 028	16 463	59 636	7	2	1	-	1	-	2	-	1	-
33422	Radio, TV broadcast & wireless comm equip mfg	414	5 151	19 674	7	-	1	2	2	1	1	-	-	-
334220	Radio, TV broadcast & wireless comm equip mfg	414	5 151	19 674	7	-	1	2	2	1	1	-	-	-
33429	Other communications equipment mfg	145	1 916	8 370	3	-	1	-	1	-	1	-	-	-
334290	Other communications equipment mfg	145	1 916	8 370	3	-	1	-	1	-	1	-	-	-
3344	Semiconductor & oth electronic component mfg	239	1 869	8 242	5	1	-	2	-	-	2	-	-	-
33441	Semiconductor & oth electronic component mfg	239	1 869	8 242	5	1	-	2	-	-	2	-	-	-
3345	Nav, measuring, medical, control instruments mfg	2 423	30 156	132 217	18	3	3	2	4	2	3	-	-	1
33451	Nav, measuring, medical, control instruments mfg	2 423	30 156	132 217	18	3	3	2	4	2	3	-	-	1
334511	Search, detection & navigation instrument mfg	1 992	24 495	111 180	5	-	1	-	1	1	1	-	-	1
334516	Analytical laboratory instrument mfg	211	2 697	9 345	4	-	1	-	1	1	1	-	-	-

Note: Employment-size classes are indicated as follows: A—0 to 19; B—20 to 99; C—100 to 249; E—250 to 499; F—500 to 999; G—1,000 to 2,499; H—2,500 to 4,999; I—5,000 to 9,999; J—10,000 to 24,999; K—25,000 to 49,999; L—50,000 to 99,999; M—100,000 or more.



























**Table 6. Counties—Employees, Payroll, and Establishments by Industry: 1999—Con.**

[Excludes most government employees, railroad employees, and self-employed persons. Size class 1 to 4 includes establishments with payroll, but no employees, during mid-March pay period. (D) denotes figures withheld to avoid disclosing data for individual companies; the data are included in broader industry totals. Detailed industries with 100 or more employees are shown if industry was not a (D). For explanation of terms, abbreviations, and data reliability/comparability, see introductory text]

NAICS code	Industry	Number of employees for week including March 12	Payroll (\$1,000)		Total number of establishments	Number of establishments by employment-size class									
			First quarter	Annual		1 to 4	5 to 9	10 to 19	20 to 49	50 to 99	100 to 249	250 to 499	500 to 999	1,000 or more	
<b>FAUQUIER—Con.</b>															
95	Auxiliaries (exc corporate, subsidiary & regional mgt) .....	(A)	(D)	(D)	1	—	1	—	—	—	—	—	—	—	
99	Unclassified establishments .....	13	64	591	27	27	—	—	—	—	—	—	—	—	
<b>FLOYD</b>															
	<b>Total</b> .....	<b>1 605</b>	<b>6 826</b>	<b>30 049</b>	<b>246</b>	<b>162</b>	<b>45</b>	<b>23</b>	<b>12</b>	<b>3</b>	<b>1</b>	—	—	—	
11	Forestry, fishing, hunting, and agriculture support .....	(B)	(D)	(D)	4	3	—	—	1	—	—	—	—	—	
22	Utilities .....	(A)	(D)	(D)	1	1	—	—	—	—	—	—	—	—	
23	Construction .....	147	501	2 845	37	27	8	1	1	—	—	—	—	—	
31-33	Manufacturing .....	414	2 170	10 420	21	12	2	2	3	1	1	—	—	—	
313	Textile mills .....	(C)	(D)	(D)	1	—	—	—	—	—	1	—	—	—	
3132	Fabric mills .....	(C)	(D)	(D)	1	—	—	—	—	—	1	—	—	—	
31323	Nonwoven fabric mills .....	(C)	(D)	(D)	1	—	—	—	—	—	1	—	—	—	
315	Apparel manufacturing .....	(C)	(D)	(D)	3	—	—	1	1	1	—	—	—	—	
3152	Cut & sew apparel mfg .....	(C)	(D)	(D)	3	—	—	1	1	1	—	—	—	—	
42	Wholesale trade .....	23	109	553	7	5	2	—	—	—	—	—	—	—	
44-45	Retail trade .....	309	956	4 103	43	19	15	6	3	—	—	—	—	—	
48-49	Transportation & warehousing .....	44	174	739	16	13	2	1	—	—	—	—	—	—	
51	Information .....	(B)	(D)	(D)	3	1	1	—	1	—	—	—	—	—	
52	Finance & insurance .....	(B)	(D)	(D)	8	5	1	1	—	1	—	—	—	—	
53	Real estate & rental & leasing .....	13	48	193	7	7	—	—	—	—	—	—	—	—	
54	Professional, scientific & technical services .....	44	173	770	18	16	2	—	—	—	—	—	—	—	
56	Admin, support, waste mgt, remediation services .....	18	57	499	10	9	—	1	—	—	—	—	—	—	
61	Educational services .....	(A)	(D)	(D)	3	1	2	—	—	—	—	—	—	—	
62	Health care and social assistance .....	146	547	2 209	15	8	3	2	1	1	—	—	—	—	
71	Arts, entertainment & recreation .....	(A)	(D)	(D)	2	1	1	—	—	—	—	—	—	—	
72	Accommodation & food services .....	167	308	1 468	14	3	2	7	2	—	—	—	—	—	
722	Food services & drinking places .....	(C)	(D)	(D)	12	2	1	7	2	—	—	—	—	—	
81	Other services (except public administration) .....	91	219	986	35	29	4	2	—	—	—	—	—	—	
99	Unclassified establishments .....	(A)	(D)	(D)	2	2	—	—	—	—	—	—	—	—	
<b>FLUVANNA</b>															
	<b>Total</b> .....	<b>1 998</b>	<b>9 554</b>	<b>43 363</b>	<b>317</b>	<b>228</b>	<b>46</b>	<b>22</b>	<b>14</b>	<b>6</b>	<b>1</b>	—	—	—	
11	Forestry, fishing, hunting, and agriculture support .....	15	51	195	4	2	2	—	—	—	—	—	—	—	
21	Mining .....	(B)	(D)	(D)	1	—	—	—	1	—	—	—	—	—	
22	Utilities .....	112	1 456	5 489	3	—	—	1	1	1	—	—	—	—	
221	Utilities .....	112	1 456	5 489	3	—	—	1	1	1	—	—	—	—	
23	Construction .....	319	1 435	7 060	92	71	15	5	1	—	—	—	—	—	
233	Building, developing & general contracting .....	(C)	(D)	(D)	33	26	6	1	—	—	—	—	—	—	
235	Special trade contractors .....	169	767	3 735	55	43	8	4	—	—	—	—	—	—	
31-33	Manufacturing .....	85	475	2 069	11	7	—	3	1	—	—	—	—	—	
42	Wholesale trade .....	90	776	3 086	11	8	1	1	—	1	—	—	—	—	
44-45	Retail trade .....	245	727	3 674	33	20	8	2	2	1	—	—	—	—	
445	Food & beverage stores .....	(C)	(D)	(D)	8	4	1	—	2	1	—	—	—	—	
4451	Grocery stores .....	(C)	(D)	(D)	7	3	1	—	2	1	—	—	—	—	
44511	Grocery (except convenience) stores .....	138	388	1 650	6	2	1	—	2	1	—	—	—	—	
445110	Grocery (except convenience) stores .....	138	388	1 650	6	2	1	—	2	1	—	—	—	—	
48-49	Transportation & warehousing .....	75	494	2 137	17	11	3	2	1	—	—	—	—	—	
51	Information .....	(A)	(D)	(D)	3	3	—	—	—	—	—	—	—	—	
52	Finance & insurance .....	30	133	588	8	5	3	—	—	—	—	—	—	—	
53	Real estate & rental & leasing .....	(A)	(D)	(D)	11	11	—	—	—	—	—	—	—	—	
54	Professional, scientific & technical services .....	92	779	3 446	31	26	3	2	—	—	—	—	—	—	
55	Management of companies & enterprises .....	(A)	(D)	(D)	1	1	—	—	—	—	—	—	—	—	
56	Admin, support, waste mgt, remediation services .....	68	148	948	19	16	2	—	1	—	—	—	—	—	
61	Educational services .....	(E)	(D)	(D)	2	—	—	—	1	—	1	—	—	—	
611	Educational services .....	(E)	(D)	(D)	2	—	—	—	1	—	1	—	—	—	
6111	Elementary & secondary schools .....	(E)	(D)	(D)	2	—	—	—	1	—	1	—	—	—	
61111	Elementary & secondary schools .....	(E)	(D)	(D)	2	—	—	—	1	—	1	—	—	—	
62	Health care and social assistance .....	209	672	3 740	15	8	3	1	1	2	—	—	—	—	

Note: Employment-size classes are indicated as follows: A—0 to 19; B—20 to 99; C—100 to 249; E—250 to 499; F—500 to 999; G—1,000 to 2,499; H—2,500 to 4,999; I—5,000 to 9,999; J—10,000 to 24,999; K—25,000 to 49,999; L—50,000 to 99,999; M—100,000 or more.

**Table 6. Counties—Employees, Payroll, and Establishments by Industry: 1999—Con.**

[Excludes most government employees, railroad employees, and self-employed persons. Size class 1 to 4 includes establishments with payroll, but no employees, during mid-March pay period. (D) denotes figures withheld to avoid disclosing data for individual companies; the data are included in broader industry totals. Detailed industries with 100 or more employees are shown if industry was not a (D). For explanation of terms, abbreviations, and data reliability/comparability, see introductory text]

NAICS code	Industry	Number of employees for week including March 12	Payroll (\$1,000)		Total number of establishments	Number of establishments by employment-size class								
			First quarter	Annual		1 to 4	5 to 9	10 to 19	20 to 49	50 to 99	100 to 249	250 to 499	500 to 999	1,000 or more
<b>FLUVANNA—Con.</b>														
71	Arts, entertainment & recreation .....	(A)	(D)	(D)	3	2	—	1	—	—	—	—	—	—
72	Accommodation & food services .....	157	361	1 866	14	6	2	3	3	—	—	—	—	—
81	Other services (except public administration) .....	188	668	2 845	37	30	4	1	1	1	—	—	—	—
813	Religious, grantmaking, civic, prof & like organizations .....	130	409	1 705	20	16	2	1	—	1	—	—	—	—
99	Unclassified establishments .....	(A)	(D)	(D)	1	1	—	—	—	—	—	—	—	—
<b>FRANKLIN</b>														
	<b>Total .....</b>	<b>11 219</b>	<b>57 720</b>	<b>256 905</b>	<b>914</b>	<b>551</b>	<b>197</b>	<b>98</b>	<b>34</b>	<b>16</b>	<b>11</b>	<b>6</b>	<b>—</b>	<b>1</b>
11	Forestry, fishing, hunting, and agriculture support .....	95	674	2 678	12	9	1	—	1	1	—	—	—	—
21	Mining .....	(A)	(D)	(D)	1	—	—	1	—	—	—	—	—	—
22	Utilities .....	(B)	(D)	(D)	3	1	1	—	1	—	—	—	—	—
23	Construction .....	912	3 850	18 536	191	136	42	9	2	1	1	—	—	—
233	Building, developing & general contracting .....	341	1 576	7 376	60	45	11	2	1	—	1	—	—	—
2332	Residential building construction .....	(E)	(D)	(D)	53	41	10	1	—	—	1	—	—	—
23321	Single-family housing construction .....	295	1 294	6 076	52	40	10	1	—	—	1	—	—	—
233210	Single-family housing construction .....	295	1 294	6 076	52	40	10	1	—	—	1	—	—	—
235	Special trade contractors .....	531	2 118	10 369	123	86	29	6	1	1	—	—	—	—
2351	Plumbing, heating & AC contractor .....	121	537	2 574	26	14	10	2	—	—	—	—	—	—
23511	Plumbing, heating & AC contractor .....	121	537	2 574	26	14	10	2	—	—	—	—	—	—
235110	Plumbing, heating & AC contractor .....	121	537	2 574	26	14	10	2	—	—	—	—	—	—
2353	Electrical contractors .....	146	671	2 984	15	9	4	—	1	1	—	—	—	—
23531	Electrical contractors .....	146	671	2 984	15	9	4	—	1	1	—	—	—	—
235310	Electrical contractors .....	146	671	2 984	15	9	4	—	1	1	—	—	—	—
31-33	<b>Manufacturing .....</b>	<b>5 042</b>	<b>31 473</b>	<b>141 507</b>	<b>65</b>	<b>16</b>	<b>12</b>	<b>16</b>	<b>6</b>	<b>2</b>	<b>8</b>	<b>4</b>	<b>—</b>	<b>1</b>
313	Textile mills .....	(F)	(D)	(D)	2	—	—	—	—	—	1	1	—	—
3132	Fabric mills .....	(C)	(D)	(D)	1	—	—	—	—	—	1	—	—	—
31321	Broadwoven fabric mills .....	(C)	(D)	(D)	1	—	—	—	—	—	1	—	—	—
3133	Textile, fabric finishing, fabric coating mills .....	(E)	(D)	(D)	1	—	—	—	—	—	—	1	—	—
31331	Textile & fabric finishing mills .....	(E)	(D)	(D)	1	—	—	—	—	—	—	1	—	—
315	Apparel manufacturing .....	412	1 776	5 527	4	1	—	—	1	—	2	—	—	—
3152	Cut & sew apparel mfg .....	(E)	(D)	(D)	3	1	—	—	—	—	2	—	—	—
31521	Cut & sew apparel contractors .....	(C)	(D)	(D)	1	—	—	—	—	—	1	—	—	—
31522	Men's, boys' cut & sew apparel mfg .....	(C)	(D)	(D)	1	—	—	—	—	—	1	—	—	—
321	Wood product mfg .....	2 473	16 402	79 270	21	6	2	5	2	2	2	1	—	1
3211	Sawmills & wood preservation .....	(C)	(D)	(D)	10	4	1	3	1	1	—	—	—	—
32111	Sawmills & wood preservation .....	(C)	(D)	(D)	10	4	1	3	1	1	—	—	—	—
3219	Other wood product mfg .....	2 241	14 997	69 336	10	2	1	2	1	—	2	1	—	1
32191	Millwork .....	(G)	(D)	(D)	5	2	1	—	1	—	—	—	—	1
32199	All other wood product mfg .....	(F)	(D)	(D)	5	—	—	2	—	—	2	1	—	—
323	Printing & related support activities .....	(C)	(D)	(D)	1	—	—	—	—	—	1	—	—	—
3231	Printing & related support activities .....	(C)	(D)	(D)	1	—	—	—	—	—	1	—	—	—
32311	Printing .....	(C)	(D)	(D)	1	—	—	—	—	—	1	—	—	—
327	Nonmetallic mineral product mfg .....	264	1 572	7 982	5	—	2	2	—	—	1	—	—	—
3272	Glass & glass product mfg .....	(C)	(D)	(D)	1	—	—	—	—	—	1	—	—	—
32721	Glass & glass product mfg .....	(C)	(D)	(D)	1	—	—	—	—	—	1	—	—	—
334	Computer & electronic product mfg .....	(C)	(D)	(D)	1	—	—	—	—	—	1	—	—	—
3341	Computer & peripheral equipment mfg .....	(C)	(D)	(D)	1	—	—	—	—	—	1	—	—	—
33411	Computer & peripheral equipment mfg .....	(C)	(D)	(D)	1	—	—	—	—	—	1	—	—	—
337	Furniture & related product mfg .....	561	2 430	12 159	10	2	2	4	1	—	—	1	—	—
3371	HH & institutional furniture & kitchen cabinet mfg .....	561	2 430	12 159	10	2	2	4	1	—	—	1	—	—
33712	Household & institutional furniture mfg .....	(E)	(D)	(D)	3	1	—	1	—	—	—	1	—	—
339	Miscellaneous mfg .....	(E)	(D)	(D)	3	1	1	—	—	—	—	1	—	—
3399	Other miscellaneous mfg .....	(E)	(D)	(D)	3	1	1	—	—	—	—	1	—	—
33999	All other misc mfg .....	(E)	(D)	(D)	3	1	1	—	—	—	—	1	—	—
42	<b>Wholesale trade .....</b>	<b>192</b>	<b>1 477</b>	<b>5 937</b>	<b>39</b>	<b>30</b>	<b>5</b>	<b>2</b>	<b>1</b>	<b>1</b>	<b>—</b>	<b>—</b>	<b>—</b>	<b>—</b>
421	Wholesale trade, durable goods .....	164	1 253	4 961	26	19	4	1	1	1	—	—	—	—

Note: Employment-size classes are indicated as follows: A—0 to 19; B—20 to 99; C—100 to 249; E—250 to 499; F—500 to 999; G—1,000 to 2,499; H—2,500 to 4,999; I—5,000 to 9,999; J—10,000 to 24,999; K—25,000 to 49,999; L—50,000 to 99,999; M—100,000 or more.

**Table 6. Counties—Employees, Payroll, and Establishments by Industry: 1999—Con.**

[Excludes most government employees, railroad employees, and self-employed persons. Size class 1 to 4 includes establishments with payroll, but no employees, during mid-March pay period. (D) denotes figures withheld to avoid disclosing data for individual companies; the data are included in broader industry totals. Detailed industries with 100 or more employees are shown if industry was not a (D). For explanation of terms, abbreviations, and data reliability/comparability, see introductory text]

NAICS code	Industry	Number of employees for week including March 12	Payroll (\$1,000)		Total number of establishments	Number of establishments by employment-size class									
			First quarter	Annual		1 to 4	5 to 9	10 to 19	20 to 49	50 to 99	100 to 249	250 to 499	500 to 999	1,000 or more	
<b>FRANKLIN—Con.</b>															
<b>44-45</b>	<b>Retail trade</b> .....	<b>1 634</b>	<b>6 220</b>	<b>26 335</b>	<b>164</b>	<b>85</b>	<b>42</b>	<b>26</b>	<b>5</b>	<b>5</b>	—	<b>1</b>	—	—	
441	Motor vehicle & parts dealers .....	198	1 070	4 323	21	13	3	3	1	1	—	—	—	—	
4411	Automobile dealers .....	146	870	3 406	12	8	1	1	1	1	—	—	—	—	
44111	New car dealers .....	(C)	(D)	(D)	3	—	1	—	1	1	—	—	—	—	
444	Bldg material & garden equip & supp dealers .....	116	737	2 970	16	7	3	6	—	—	—	—	—	—	
445	Food & beverage stores .....	317	946	3 937	13	5	3	1	—	4	—	—	—	—	
4451	Grocery stores .....	(E)	(D)	(D)	10	2	3	1	—	4	—	—	—	—	
44511	Grocery (except convenience) stores .....	280	849	3 514	6	1	1	—	—	4	—	—	—	—	
445110	Grocery (except convenience) stores .....	280	849	3 514	6	1	1	—	—	4	—	—	—	—	
447	Gasoline stations .....	286	814	3 853	41	19	13	7	2	—	—	—	—	—	
4471	Gasoline stations .....	286	814	3 853	41	19	13	7	2	—	—	—	—	—	
44711	Gasoline stations with convenience stores .....	265	740	3 525	34	13	13	6	2	—	—	—	—	—	
447110	Gasoline stations with convenience stores .....	265	740	3 525	34	13	13	6	2	—	—	—	—	—	
452	General merchandise stores .....	(E)	(D)	(D)	5	2	1	—	1	—	—	1	—	—	
4529	Other general merchandise stores .....	(E)	(D)	(D)	4	2	1	—	—	—	—	1	—	—	
45291	Warehouse clubs & superstores .....	(E)	(D)	(D)	1	—	—	—	—	—	—	1	—	—	
<b>48-49</b>	<b>Transportation &amp; warehousing</b> .....	<b>189</b>	<b>913</b>	<b>4 170</b>	<b>41</b>	<b>29</b>	<b>7</b>	<b>4</b>	<b>1</b>	—	—	—	—	—	
484	Truck transportation .....	184	899	4 050	38	26	7	4	1	—	—	—	—	—	
4842	Specialized freight trucking .....	133	696	3 136	21	12	6	2	1	—	—	—	—	—	
<b>51</b>	<b>Information</b> .....	<b>88</b>	<b>543</b>	<b>2 729</b>	<b>7</b>	<b>1</b>	<b>3</b>	<b>1</b>	<b>2</b>	—	—	—	—	—	
<b>52</b>	<b>Finance &amp; insurance</b> .....	<b>203</b>	<b>1 322</b>	<b>4 731</b>	<b>47</b>	<b>28</b>	<b>14</b>	<b>5</b>	—	—	—	—	—	—	
522	Credit intermediation & related activities .....	(C)	(D)	(D)	27	11	11	5	—	—	—	—	—	—	
5221	Depository credit intermediation .....	(C)	(D)	(D)	21	7	9	5	—	—	—	—	—	—	
52211	Commercial banking .....	128	778	2 756	20	7	8	5	—	—	—	—	—	—	
522110	Commercial banking .....	128	778	2 756	20	7	8	5	—	—	—	—	—	—	
<b>53</b>	<b>Real estate &amp; rental &amp; leasing</b> .....	<b>96</b>	<b>473</b>	<b>2 416</b>	<b>21</b>	<b>12</b>	<b>6</b>	<b>3</b>	—	—	—	—	—	—	
<b>54</b>	<b>Professional, scientific &amp; technical services</b> .....	<b>212</b>	<b>894</b>	<b>3 608</b>	<b>51</b>	<b>38</b>	<b>8</b>	<b>5</b>	—	—	—	—	—	—	
541	Professional, scientific & technical services .....	212	894	3 608	51	38	8	5	—	—	—	—	—	—	
<b>55</b>	<b>Management of companies &amp; enterprises</b> .....	<b>(B)</b>	<b>(D)</b>	<b>(D)</b>	<b>2</b>	—	<b>1</b>	<b>1</b>	—	—	—	—	—	—	
<b>56</b>	<b>Admin, support, waste mgt, remediation services</b> .....	<b>409</b>	<b>1 661</b>	<b>8 060</b>	<b>28</b>	<b>19</b>	<b>4</b>	<b>2</b>	<b>1</b>	<b>1</b>	<b>1</b>	—	—	—	
561	Administrative & support services .....	(E)	(D)	(D)	26	18	4	1	1	1	1	—	—	—	
5613	Employment services .....	(E)	(D)	(D)	2	—	—	—	—	1	1	—	—	—	
56133	Employee leasing services .....	(C)	(D)	(D)	1	—	—	—	—	—	1	—	—	—	
<b>61</b>	<b>Educational services</b> .....	<b>(E)</b>	<b>(D)</b>	<b>(D)</b>	<b>4</b>	<b>1</b>	<b>1</b>	<b>1</b>	—	—	—	<b>1</b>	—	—	
611	Educational services .....	(E)	(D)	(D)	4	1	1	1	—	—	—	1	—	—	
6113	Colleges, universities & professional schools .....	(E)	(D)	(D)	1	—	—	—	—	—	—	1	—	—	
61131	Colleges, universities & professional schools .....	(E)	(D)	(D)	1	—	—	—	—	—	—	1	—	—	
<b>62</b>	<b>Health care and social assistance</b> .....	<b>550</b>	<b>2 778</b>	<b>11 598</b>	<b>44</b>	<b>21</b>	<b>11</b>	<b>6</b>	<b>3</b>	<b>2</b>	<b>1</b>	—	—	—	
621	Ambulatory health care services .....	171	1 542	6 333	29	14	10	4	1	—	—	—	—	—	
623	Nursing & residential care facilities .....	225	963	3 988	6	2	1	—	1	1	1	—	—	—	
6231	Nursing care facilities .....	(C)	(D)	(D)	5	2	1	—	—	1	1	—	—	—	
62311	Nursing care facilities .....	(C)	(D)	(D)	5	2	1	—	—	1	1	—	—	—	
624	Social assistance .....	154	273	1 277	9	5	—	2	1	1	—	—	—	—	
<b>71</b>	<b>Arts, entertainment &amp; recreation</b> .....	<b>87</b>	<b>235</b>	<b>1 492</b>	<b>22</b>	<b>16</b>	<b>3</b>	<b>3</b>	—	—	—	—	—	—	
<b>72</b>	<b>Accommodation &amp; food services</b> .....	<b>668</b>	<b>1 183</b>	<b>6 053</b>	<b>47</b>	<b>15</b>	<b>8</b>	<b>11</b>	<b>11</b>	<b>2</b>	—	—	—	—	
722	Food services & drinking places .....	609	1 057	5 435	40	11	7	10	10	2	—	—	—	—	
7221	Full-service restaurants .....	184	366	1 858	17	6	4	3	4	—	—	—	—	—	
72211	Full-service restaurants .....	184	366	1 858	17	6	4	3	4	—	—	—	—	—	
722110	Full-service restaurants .....	184	366	1 858	17	6	4	3	4	—	—	—	—	—	
7222	Limited-service eating places .....	408	667	3 422	20	4	2	6	6	2	—	—	—	—	
72221	Limited-service eating places .....	408	667	3 422	20	4	2	6	6	2	—	—	—	—	
<b>81</b>	<b>Other services (except public administration)</b> .....	<b>437</b>	<b>1 316</b>	<b>5 822</b>	<b>115</b>	<b>85</b>	<b>27</b>	<b>2</b>	—	<b>1</b>	—	—	—	—	
811	Repair & maintenance .....	130	512	2 229	48	38	9	1	—	—	—	—	—	—	
813	Religious, grantmaking, civic, prof & like organizations .....	213	526	2 298	39	27	11	—	—	1	—	—	—	—	
8131	Religious organizations .....	102	195	899	34	24	10	—	—	—	—	—	—	—	
81311	Religious organizations .....	102	195	899	34	24	10	—	—	—	—	—	—	—	
813110	Religious organizations .....	102	195	899	34	24	10	—	—	—	—	—	—	—	
<b>99</b>	<b>Unclassified establishments</b> .....	<b>11</b>	<b>43</b>	<b>232</b>	<b>10</b>	<b>9</b>	<b>1</b>	—	—	—	—	—	—	—	

Note: Employment-size classes are indicated as follows: A—0 to 19; B—20 to 99; C—100 to 249; E—250 to 499; F—500 to 999; G—1,000 to 2,499; H—2,500 to 4,999; I—5,000 to 9,999; J—10,000 to 24,999; K—25,000 to 49,999; L—50,000 to 99,999; M—100,000 or more.



**Table 6. Counties—Employees, Payroll, and Establishments by Industry: 1999—Con.**

[Excludes most government employees, railroad employees, and self-employed persons. Size class 1 to 4 includes establishments with payroll, but no employees, during mid-March pay period. (D) denotes figures withheld to avoid disclosing data for individual companies; the data are included in broader industry totals. Detailed industries with 100 or more employees are shown if industry was not a (D). For explanation of terms, abbreviations, and data reliability/comparability, see introductory text]

NAICS code	Industry	Number of employees for week including March 12	Payroll (\$1,000)		Total number of establishments	Number of establishments by employment-size class								
			First quarter	Annual		1 to 4	5 to 9	10 to 19	20 to 49	50 to 99	100 to 249	250 to 499	500 to 999	1,000 or more
<b>FREDERICK</b>														
	<b>Total</b>	<b>18 238</b>	<b>104 093</b>	<b>465 977</b>	<b>1 179</b>	<b>609</b>	<b>211</b>	<b>152</b>	<b>135</b>	<b>42</b>	<b>21</b>	<b>7</b>	<b>2</b>	<b>-</b>
11	<b>Forestry, fishing, hunting, and agriculture support</b>	5	36	134	5	5	-	-	-	-	-	-	-	-
21	<b>Mining</b>	(C)	(D)	(D)	3	-	-	-	1	2	-	-	-	-
212	Mining (except oil & gas)	(C)	(D)	(D)	3	-	-	-	1	2	-	-	-	-
2123	Nonmetallic mineral mining & quarrying	(C)	(D)	(D)	3	-	-	-	1	2	-	-	-	-
21231	Stone mining & quarrying	(C)	(D)	(D)	2	-	-	-	-	2	-	-	-	-
22	<b>Utilities</b>	(C)	(D)	(D)	3	1	-	-	1	1	-	-	-	-
221	Utilities	(C)	(D)	(D)	3	1	-	-	1	1	-	-	-	-
23	<b>Construction</b>	<b>1 666</b>	<b>9 690</b>	<b>46 951</b>	<b>199</b>	<b>127</b>	<b>36</b>	<b>21</b>	<b>10</b>	<b>2</b>	<b>3</b>	<b>-</b>	<b>-</b>	<b>-</b>
233	Building, developing & general contracting	515	3 108	14 720	59	33	16	6	2	1	1	-	-	-
2332	Residential building construction	(C)	(D)	(D)	43	28	11	4	-	-	-	-	-	-
23321	Single-family housing construction	159	731	3 498	42	27	11	4	-	-	-	-	-	-
233210	Single-family housing construction	159	731	3 498	42	27	11	4	-	-	-	-	-	-
2333	Nonresidential building construction	(E)	(D)	(D)	11	2	4	1	2	1	1	-	-	-
23332	Commercial & institutional bldg construction	316	2 170	10 003	9	1	4	-	2	1	1	-	-	-
233320	Commercial & institutional bldg construction	316	2 170	10 003	9	1	4	-	2	1	1	-	-	-
234	Heavy construction	298	1 907	10 874	5	1	-	1	2	-	1	-	-	-
2341	Highway, street, bridge & tunnel construction	(C)	(D)	(D)	4	1	-	1	2	-	-	-	-	-
23411	Highway & street construction	(C)	(D)	(D)	4	1	-	1	2	-	-	-	-	-
2349	Other heavy construction	(C)	(D)	(D)	1	-	-	-	-	-	1	-	-	-
23491	Water, sewer & pipeline construction	(C)	(D)	(D)	1	-	-	-	-	-	1	-	-	-
235	Special trade contractors	853	4 675	21 357	135	93	20	14	6	1	1	-	-	-
2351	Plumbing, heating & AC contractor	154	941	3 949	30	24	2	3	1	-	-	-	-	-
23511	Plumbing, heating & AC contractor	154	941	3 949	30	24	2	3	1	-	-	-	-	-
235110	Plumbing, heating & AC contractor	154	941	3 949	30	24	2	3	1	-	-	-	-	-
2354	Masonry, drywall, insulation, tile contractors	178	1 005	4 540	20	13	3	2	1	1	-	-	-	-
23542	Drywall, acoustical & insulation contractors	145	897	3 922	8	2	2	2	1	1	-	-	-	-
235420	Drywall, acoustical & insulation contractors	145	897	3 922	8	2	2	2	1	1	-	-	-	-
2359	Other special trade contractors	241	1 494	6 934	25	15	5	2	2	-	1	-	-	-
23595	Bldg equip & oth mach installation contractor	(C)	(D)	(D)	2	-	-	1	-	-	1	-	-	-
31-33	<b>Manufacturing</b>	<b>4 490</b>	<b>34 854</b>	<b>154 075</b>	<b>72</b>	<b>14</b>	<b>7</b>	<b>8</b>	<b>22</b>	<b>10</b>	<b>6</b>	<b>4</b>	<b>1</b>	<b>-</b>
311	Food mfg	245	1 343	5 919	8	2	-	-	5	1	-	-	-	-
3116	Animal slaughtering & processing	(C)	(D)	(D)	2	-	-	-	1	1	-	-	-	-
31161	Animal slaughtering & processing	(C)	(D)	(D)	2	-	-	-	1	1	-	-	-	-
321	Wood product mfg	326	2 079	9 948	9	2	1	1	3	1	1	-	-	-
3219	Other wood product mfg	(E)	(D)	(D)	6	1	1	-	2	1	1	-	-	-
32191	Millwork	(C)	(D)	(D)	2	-	-	-	1	1	-	-	-	-
32199	All other wood product mfg	(C)	(D)	(D)	3	1	-	-	1	-	1	-	-	-
322	Paper mfg	(C)	(D)	(D)	2	-	-	-	1	1	-	-	-	-
3222	Converted paper product mfg	(C)	(D)	(D)	2	-	-	-	1	1	-	-	-	-
323	Printing & related support activities	305	1 742	7 831	6	-	1	3	1	-	1	-	-	-
3231	Printing & related support activities	305	1 742	7 831	6	-	1	3	1	-	1	-	-	-
32311	Printing	(E)	(D)	(D)	5	-	1	3	-	1	-	-	-	-
325	Chemical mfg	(C)	(D)	(D)	4	1	1	-	1	-	1	-	-	-
3254	Pharmaceutical & medicine mfg	(C)	(D)	(D)	1	-	-	-	-	-	1	-	-	-
32541	Pharmaceutical & medicine mfg	(C)	(D)	(D)	1	-	-	-	-	-	1	-	-	-
326	Plastics & rubber products mfg	654	4 334	19 320	12	2	-	1	5	3	1	-	-	-
3261	Plastics product mfg	551	3 414	15 541	9	2	-	-	4	2	1	-	-	-
32614	Polystyrene foam product mfg	(C)	(D)	(D)	2	-	-	-	1	-	1	-	-	-
32619	Other plastics product mfg	291	1 503	7 385	5	1	-	-	2	2	-	-	-	-
326199	All other plastics product mfg	291	1 503	7 385	5	1	-	-	2	2	-	-	-	-
3262	Rubber product mfg	103	920	3 779	3	-	-	1	1	1	-	-	-	-
327	Nonmetallic mineral product mfg	472	3 219	14 111	5	1	-	1	1	1	-	-	-	-
3273	Cement & concrete product mfg	(E)	(D)	(D)	4	1	-	-	1	1	-	1	-	-
32739	Other concrete product mfg	(E)	(D)	(D)	2	1	-	-	-	-	-	1	-	-
332	Fabricated metal product mfg	583	4 699	20 512	8	1	-	2	2	1	1	1	-	-
3323	Architectural & structural metals mfg	(E)	(D)	(D)	4	-	-	-	2	1	1	-	-	-
33231	Plate work & fabricated structural prod mfg	198	1 393	6 040	3	-	-	-	2	-	1	-	-	-
3324	Boiler, tank & shipping container mfg	(E)	(D)	(D)	1	-	-	-	-	-	-	1	-	-
33243	Light gauge metal container mfg	(E)	(D)	(D)	1	-	-	-	-	-	-	1	-	-
334	Computer & electronic product mfg	(F)	(D)	(D)	3	-	-	-	-	1	1	-	1	-
3341	Computer & peripheral equipment mfg	(C)	(D)	(D)	1	-	-	-	-	-	1	-	-	-
33411	Computer & peripheral equipment mfg	(C)	(D)	(D)	1	-	-	-	-	-	1	-	-	-
3345	Nav, measuring, medical, control instruments mfg	(F)	(D)	(D)	1	-	-	-	-	-	-	-	1	-
33451	Nav, measuring, medical, control instruments mfg	(F)	(D)	(D)	1	-	-	-	-	-	-	-	1	-
335	Electrical equip, appliance & component mfg	(F)	(D)	(D)	3	1	-	-	-	-	-	2	-	-
3351	Electric lighting equipment mfg	(E)	(D)	(D)	1	-	-	-	-	-	-	1	-	-
33511	Electric lamp bulb & part mfg	(E)	(D)	(D)	1	-	-	-	-	-	-	1	-	-
3353	Electrical equipment mfg	(E)	(D)	(D)	2	1	-	-	-	-	-	1	-	-
33531	Electrical equipment mfg	(E)	(D)	(D)	2	1	-	-	-	-	-	1	-	-
337	Furniture & related product mfg	(E)	779	3 548	5	1	1	-	2	1	-	-	-	-

Note: Employment-size classes are indicated as follows: A—0 to 19; B—20 to 99; C—100 to 249; E—250 to 499; F—500 to 999; G—1,000 to 2,499; H—2,500 to 4,999; I—5,000 to 9,999; J—10,000 to 24,999; K—25,000 to 49,999; L—50,000 to 99,999; M—100,000 or more.



Table 6. Counties—Employees, Payroll, and Establishments by Industry: 1999—Con.

[Excludes most government employees, railroad employees, and self-employed persons. Size class 1 to 4 includes establishments with payroll, but no employees, during mid-March pay period. (D) denotes figures withheld to avoid disclosing data for individual companies; the data are included in broader industry totals. Detailed industries with 100 or more employees are shown if industry was not a (D). For explanation of terms, abbreviations, and data reliability/comparability, see introductory text]

NAICS code	Industry	Number of employees for week including March 12	Payroll (\$1,000)		Total number of establishments	Number of establishments by employment-size class									
			First quarter	Annual		1 to 4	5 to 9	10 to 19	20 to 49	50 to 99	100 to 249	250 to 499	500 to 999	1,000 or more	
<b>FREDERICK—Con.</b>															
<b>56</b>	<b>Admin. support, waste mgt, remediation services</b>	<b>1 206</b>	<b>4 333</b>	<b>19 467</b>	<b>48</b>	<b>24</b>	<b>7</b>	<b>10</b>	<b>3</b>	<b>2</b>	<b>1</b>	<b>-</b>	<b>1</b>	<b>-</b>	
561	Administrative & support services . . . . .	(G)	(D)	(D)	46	24	6	10	2	2	1	-	1	-	
5613	Employment services . . . . .	813	2 737	11 649	4	1	-	-	1	-	1	-	1	-	
56132	Temporary help services . . . . .	(F)	(D)	(D)	2	-	-	-	-	-	1	-	1	-	
5617	Services to buildings & dwellings . . . . .	283	874	4 739	35	19	5	9	1	1	-	-	-	-	
56173	Landscaping services . . . . .	160	597	3 158	15	8	2	3	1	1	-	-	-	-	
561730	Landscaping services . . . . .	160	597	3 158	15	8	2	3	1	1	-	-	-	-	
<b>61</b>	<b>Educational services</b>	<b>(C)</b>	<b>(D)</b>	<b>(D)</b>	<b>8</b>	<b>1</b>	<b>1</b>	<b>3</b>	<b>3</b>	<b>-</b>	<b>-</b>	<b>-</b>	<b>-</b>	<b>-</b>	
611	Educational services . . . . .	(C)	(D)	(D)	8	1	1	3	3	-	-	-	-	-	
6116	Other schools & instruction . . . . .	(C)	(D)	(D)	8	1	1	3	3	-	-	-	-	-	
61169	All other schools & instruction . . . . .	(C)	(D)	(D)	8	1	1	3	3	-	-	-	-	-	
<b>62</b>	<b>Health care and social assistance</b>	<b>1 356</b>	<b>7 306</b>	<b>37 010</b>	<b>63</b>	<b>23</b>	<b>15</b>	<b>7</b>	<b>12</b>	<b>3</b>	<b>3</b>	<b>-</b>	<b>-</b>	<b>-</b>	
621	Ambulatory health care services . . . . .	405	3 583	20 011	33	13	10	2	7	1	-	-	-	-	
6211	Offices of physicians . . . . .	142	2 231	12 545	7	1	1	1	4	-	-	-	-	-	
62111	Offices of physicians . . . . .	142	2 231	12 545	7	1	1	1	4	-	-	-	-	-	
623	Nursing & residential care facilities . . . . .	599	2 907	13 547	10	3	-	-	3	2	2	-	-	-	
6231	Nursing care facilities . . . . .	234	1 251	6 373	4	1	-	-	1	1	1	-	-	-	
62311	Nursing care facilities . . . . .	234	1 251	6 373	4	1	-	-	1	1	1	-	-	-	
623110	Nursing care facilities . . . . .	234	1 251	6 373	4	1	-	-	1	1	1	-	-	-	
6233	Community care facilities for the elderly . . . . .	(E)	(D)	(D)	5	2	-	-	2	-	1	-	-	-	
62331	Community care facilities for the elderly . . . . .	(E)	(D)	(D)	5	2	-	-	2	-	1	-	-	-	
624	Social assistance . . . . .	352	816	3 452	20	7	5	5	2	-	1	-	-	-	
6243	Vocational rehabilitation services . . . . .	(C)	(D)	(D)	2	-	-	-	1	-	1	-	-	-	
62431	Vocational rehabilitation services . . . . .	(C)	(D)	(D)	2	-	-	-	1	-	1	-	-	-	
6244	Child day care services . . . . .	132	272	1 130	13	5	3	4	1	-	-	-	-	-	
62441	Child day care services . . . . .	132	272	1 130	13	5	3	4	1	-	-	-	-	-	
624410	Child day care services . . . . .	132	272	1 130	13	5	3	4	1	-	-	-	-	-	
<b>71</b>	<b>Arts, entertainment &amp; recreation</b>	<b>239</b>	<b>782</b>	<b>4 018</b>	<b>22</b>	<b>11</b>	<b>5</b>	<b>1</b>	<b>4</b>	<b>1</b>	<b>-</b>	<b>-</b>	<b>-</b>	<b>-</b>	
713	Amusement, gambling & recreation industries . . . . .	190	443	2 334	13	6	2	1	3	1	-	-	-	-	
7139	Other amusement & recreation industries . . . . .	(C)	(D)	(D)	12	5	2	1	3	1	-	-	-	-	
<b>72</b>	<b>Accommodation &amp; food services</b>	<b>1 441</b>	<b>3 647</b>	<b>15 989</b>	<b>71</b>	<b>21</b>	<b>11</b>	<b>15</b>	<b>17</b>	<b>5</b>	<b>2</b>	<b>-</b>	<b>-</b>	<b>-</b>	
721	Accommodation . . . . .	229	560	2 629	16	4	2	7	3	-	-	-	-	-	
7211	Traveler accommodation . . . . .	(C)	(D)	(D)	13	1	2	7	3	-	-	-	-	-	
72111	Hotels (exc casino hotels) & motels . . . . .	215	517	2 424	12	1	1	7	3	-	-	-	-	-	
721110	Hotels (exc casino hotels) & motels . . . . .	215	517	2 424	12	1	1	7	3	-	-	-	-	-	
722	Food services & drinking places . . . . .	1 212	3 087	13 360	55	17	9	8	14	5	2	-	-	-	
7221	Full-service restaurants . . . . .	573	1 552	7 006	27	6	7	4	6	3	1	-	-	-	
72211	Full-service restaurants . . . . .	573	1 552	7 006	27	6	7	4	6	3	1	-	-	-	
722110	Full-service restaurants . . . . .	573	1 552	7 006	27	6	7	4	6	3	1	-	-	-	
7222	Limited-service eating places . . . . .	(F)	(D)	(D)	25	9	2	4	7	2	1	-	-	-	
72221	Limited-service eating places . . . . .	(F)	(D)	(D)	25	9	2	4	7	2	1	-	-	-	
722211	Limited-service restaurants . . . . .	586	1 418	5 882	23	8	2	3	7	2	1	-	-	-	
<b>81</b>	<b>Other services (except public administration)</b>	<b>691</b>	<b>2 603</b>	<b>12 076</b>	<b>129</b>	<b>91</b>	<b>18</b>	<b>15</b>	<b>4</b>	<b>1</b>	<b>-</b>	<b>-</b>	<b>-</b>	<b>-</b>	
811	Repair & maintenance . . . . .	238	1 236	5 817	49	33	10	4	2	-	-	-	-	-	
8111	Automotive repair & maintenance . . . . .	176	864	4 020	35	23	8	2	2	-	-	-	-	-	
81111	Automotive mechanical & electrical R&M . . . . .	145	714	3 239	28	19	6	1	2	-	-	-	-	-	
811111	General automotive repair . . . . .	133	655	2 972	25	18	4	1	2	-	-	-	-	-	
812	Personal & laundry services . . . . .	128	472	2 469	34	25	4	5	-	-	-	-	-	-	
813	Religious, grantmaking, civic, prof & like organizations . . . . .	325	895	3 790	46	33	4	6	2	1	-	-	-	-	
8131	Religious organizations . . . . .	234	622	2 586	31	23	3	3	1	1	-	-	-	-	
81311	Religious organizations . . . . .	234	622	2 586	31	23	3	3	1	1	-	-	-	-	
813110	Religious organizations . . . . .	234	622	2 586	31	23	3	3	1	1	-	-	-	-	
<b>95</b>	<b>Auxiliaries (exc corporate, subsidiary &amp; regional mgt)</b>	<b>452</b>	<b>1 872</b>	<b>8 477</b>	<b>3</b>	<b>-</b>	<b>-</b>	<b>-</b>	<b>2</b>	<b>-</b>	<b>-</b>	<b>1</b>	<b>-</b>	<b>-</b>	
<b>99</b>	<b>Unclassified establishments</b>	<b>3</b>	<b>6</b>	<b>122</b>	<b>18</b>	<b>18</b>	<b>-</b>	<b>-</b>	<b>-</b>	<b>-</b>	<b>-</b>	<b>-</b>	<b>-</b>	<b>-</b>	
<b>GILES</b>															
	<b>Total</b>	<b>4 864</b>	<b>30 613</b>	<b>125 417</b>	<b>330</b>	<b>182</b>	<b>81</b>	<b>31</b>	<b>23</b>	<b>6</b>	<b>5</b>	<b>1</b>	<b>-</b>	<b>1</b>	
<b>11</b>	<b>Forestry, fishing, hunting, and agriculture support</b>	<b>(A)</b>	<b>(D)</b>	<b>(D)</b>	<b>1</b>	<b>-</b>	<b>1</b>	<b>-</b>	<b>-</b>	<b>-</b>	<b>-</b>	<b>-</b>	<b>-</b>	<b>-</b>	
<b>21</b>	<b>Mining</b>	<b>(B)</b>	<b>(D)</b>	<b>(D)</b>	<b>1</b>	<b>-</b>	<b>-</b>	<b>-</b>	<b>1</b>	<b>-</b>	<b>-</b>	<b>-</b>	<b>-</b>	<b>-</b>	
<b>22</b>	<b>Utilities</b>	<b>(C)</b>	<b>(D)</b>	<b>(D)</b>	<b>3</b>	<b>1</b>	<b>-</b>	<b>1</b>	<b>-</b>	<b>-</b>	<b>1</b>	<b>-</b>	<b>-</b>	<b>-</b>	
221	Utilities . . . . .	(C)	(D)	(D)	3	1	-	1	-	-	1	-	-	-	
2211	Elec pwr generation, transmn & distribution . . . . .	(C)	(D)	(D)	2	-	-	1	-	-	1	-	-	-	
22111	Electric power generation . . . . .	(C)	(D)	(D)	2	-	-	1	-	-	1	-	-	-	
<b>23</b>	<b>Construction</b>	<b>268</b>	<b>1 249</b>	<b>5 894</b>	<b>43</b>	<b>25</b>	<b>11</b>	<b>3</b>	<b>4</b>	<b>-</b>	<b>-</b>	<b>-</b>	<b>-</b>	<b>-</b>	
235	Special trade contractors . . . . .	134	623	2 814	25	13	9	2	1	-	-	-	-	-	

Note: Employment-size classes are indicated as follows: A—0 to 19; B—20 to 99; C—100 to 249; E—250 to 499; F—500 to 999; G—1,000 to 2,499; H—2,500 to 4,999; I—5,000 to 9,999; J—10,000 to 24,999; K—25,000 to 49,999; L—50,000 to 99,999; M—100,000 or more.

**Table 6. Counties—Employees, Payroll, and Establishments by Industry: 1999—Con.**

[Excludes most government employees, railroad employees, and self-employed persons. Size class 1 to 4 includes establishments with payroll, but no employees, during mid-March pay period. (D) denotes figures withheld to avoid disclosing data for individual companies; the data are included in broader industry totals. Detailed industries with 100 or more employees are shown if industry was not a (D). For explanation of terms, abbreviations, and data reliability/comparability, see introductory text]

NAICS code	Industry	Number of employees for week including March 12	Payroll (\$1,000)		Total number of establishments	Number of establishments by employment-size class									
			First quarter	Annual		1 to 4	5 to 9	10 to 19	20 to 49	50 to 99	100 to 249	250 to 499	500 to 999	1,000 or more	
<b>GILES—Con.</b>															
<b>31-33</b>	<b>Manufacturing</b>	<b>2 420</b>	<b>18 712</b>	<b>75 115</b>	<b>15</b>	<b>2</b>	<b>2</b>	—	<b>3</b>	<b>4</b>	<b>2</b>	<b>1</b>	—	<b>1</b>	
325	Chemical mfg	(G)	(D)	(D)	1	—	—	—	—	—	—	—	—	1	
3252	Resin, syn rubber, artf & syn fibers, fil mfg	(G)	(D)	(D)	1	—	—	—	—	—	—	—	—	1	
32522	Artificial & synthetic fibers, filaments mfg	(G)	(D)	(D)	1	—	—	—	—	—	—	—	—	1	
327	Nonmetallic mineral product mfg	(C)	(D)	(D)	2	—	—	—	1	—	1	—	—	—	
3274	Lime & gypsum product mfg	(C)	(D)	(D)	2	—	—	—	1	—	1	—	—	—	
32741	Lime mfg	(C)	(D)	(D)	2	—	—	—	1	—	1	—	—	—	
333	Machinery mfg	272	1 573	4 548	3	—	—	—	—	2	1	—	—	—	
3331	Ag, construction & mining machinery mfg	(C)	(D)	(D)	2	—	—	—	—	1	1	—	—	—	
33313	Mining & oil & gas field machinery mfg	(C)	(D)	(D)	2	—	—	—	—	1	1	—	—	—	
336	Transportation equipment mfg	(E)	(D)	(D)	1	—	—	—	—	—	—	1	—	—	
3362	Motor vehicle body & trailer mfg	(E)	(D)	(D)	1	—	—	—	—	—	—	1	—	—	
33621	Motor vehicle body & trailer mfg	(E)	(D)	(D)	1	—	—	—	—	—	—	1	—	—	
<b>42</b>	<b>Wholesale trade</b>	<b>64</b>	<b>239</b>	<b>956</b>	<b>10</b>	<b>5</b>	<b>3</b>	<b>1</b>	<b>1</b>	—	—	—	—	—	
<b>44-45</b>	<b>Retail trade</b>	<b>754</b>	<b>2 774</b>	<b>11 714</b>	<b>78</b>	<b>35</b>	<b>27</b>	<b>8</b>	<b>6</b>	<b>1</b>	<b>1</b>	—	—	—	
445	Food & beverage stores	162	509	2 229	12	4	4	1	2	1	—	—	—	—	
4451	Grocery stores	(C)	(D)	(D)	11	3	4	1	2	1	—	—	—	—	
44511	Grocery (except convenience) stores	153	481	2 095	9	1	4	1	2	1	—	—	—	—	
445110	Grocery (except convenience) stores	153	481	2 095	9	1	4	1	2	1	—	—	—	—	
452	General merchandise stores	242	827	3 505	6	—	4	—	1	—	1	—	—	—	
4521	Department stores	(C)	(D)	(D)	1	—	—	—	—	—	1	—	—	—	
45211	Department stores	(C)	(D)	(D)	1	—	—	—	—	—	1	—	—	—	
<b>48-49</b>	<b>Transportation &amp; warehousing</b>	<b>51</b>	<b>236</b>	<b>1 131</b>	<b>16</b>	<b>13</b>	—	<b>3</b>	—	—	—	—	—	—	
<b>51</b>	<b>Information</b>	<b>38</b>	<b>291</b>	<b>1 222</b>	<b>5</b>	<b>1</b>	<b>2</b>	<b>2</b>	—	—	—	—	—	—	
<b>52</b>	<b>Finance &amp; insurance</b>	<b>89</b>	<b>446</b>	<b>1 629</b>	<b>14</b>	<b>4</b>	<b>9</b>	—	<b>1</b>	—	—	—	—	—	
<b>53</b>	<b>Real estate &amp; rental &amp; leasing</b>	<b>24</b>	<b>65</b>	<b>277</b>	<b>9</b>	<b>7</b>	<b>2</b>	—	—	—	—	—	—	—	
<b>54</b>	<b>Professional, scientific &amp; technical services</b>	<b>80</b>	<b>444</b>	<b>1 869</b>	<b>13</b>	<b>8</b>	<b>4</b>	—	<b>1</b>	—	—	—	—	—	
<b>56</b>	<b>Admin, support, waste mgt, remediation services</b>	<b>27</b>	<b>152</b>	<b>627</b>	<b>7</b>	<b>5</b>	<b>1</b>	<b>1</b>	—	—	—	—	—	—	
<b>61</b>	<b>Educational services</b>	<b>19</b>	<b>64</b>	<b>277</b>	<b>3</b>	<b>2</b>	—	<b>1</b>	—	—	—	—	—	—	
<b>62</b>	<b>Health care and social assistance</b>	<b>461</b>	<b>2 727</b>	<b>11 677</b>	<b>30</b>	<b>18</b>	<b>5</b>	<b>3</b>	<b>2</b>	<b>1</b>	<b>1</b>	—	—	—	
621	Ambulatory health care services	114	711	3 242	21	13	5	2	1	—	—	—	—	—	
622	Hospitals	(C)	(D)	(D)	1	—	—	—	—	—	1	—	—	—	
6221	General medical & surgical hospitals	(C)	(D)	(D)	1	—	—	—	—	—	1	—	—	—	
62211	General medical & surgical hospitals	(C)	(D)	(D)	1	—	—	—	—	—	1	—	—	—	
<b>71</b>	<b>Arts, entertainment &amp; recreation</b>	<b>13</b>	<b>25</b>	<b>128</b>	<b>3</b>	<b>1</b>	<b>2</b>	—	—	—	—	—	—	—	
<b>72</b>	<b>Accommodation &amp; food services</b>	<b>241</b>	<b>504</b>	<b>2 723</b>	<b>18</b>	<b>4</b>	<b>3</b>	<b>7</b>	<b>4</b>	—	—	—	—	—	
722	Food services & drinking places	(C)	(D)	(D)	15	3	3	5	4	—	—	—	—	—	
7222	Limited-service eating places	135	248	932	7	1	1	2	3	—	—	—	—	—	
72221	Limited-service eating places	135	248	932	7	1	1	2	3	—	—	—	—	—	
722211	Limited-service restaurants	135	248	932	7	1	1	2	3	—	—	—	—	—	
<b>81</b>	<b>Other services (except public administration)</b>	<b>140</b>	<b>445</b>	<b>2 057</b>	<b>53</b>	<b>43</b>	<b>9</b>	<b>1</b>	—	—	—	—	—	—	
<b>99</b>	<b>Unclassified establishments</b>	<b>(A)</b>	<b>(D)</b>	<b>(D)</b>	<b>8</b>	<b>8</b>	—	—	—	—	—	—	—	—	
<b>GLOUCESTER</b>															
	<b>Total</b>	<b>6 301</b>	<b>25 230</b>	<b>110 635</b>	<b>777</b>	<b>447</b>	<b>175</b>	<b>92</b>	<b>49</b>	<b>8</b>	<b>5</b>	<b>1</b>	—	—	
<b>11</b>	<b>Forestry, fishing, hunting, and agriculture support</b>	<b>6</b>	<b>26</b>	<b>131</b>	<b>5</b>	<b>5</b>	—	—	—	—	—	—	—	—	
<b>21</b>	<b>Mining</b>	<b>(A)</b>	<b>(D)</b>	<b>(D)</b>	<b>1</b>	—	—	<b>1</b>	—	—	—	—	—	—	
<b>22</b>	<b>Utilities</b>	<b>(B)</b>	<b>(D)</b>	<b>(D)</b>	<b>1</b>	—	—	—	—	<b>1</b>	—	—	—	—	
<b>23</b>	<b>Construction</b>	<b>714</b>	<b>3 206</b>	<b>15 145</b>	<b>158</b>	<b>105</b>	<b>32</b>	<b>18</b>	<b>3</b>	—	—	—	—	—	
233	Building, developing & general contracting	(C)	(D)	(D)	56	38	12	5	1	—	—	—	—	—	
2332	Residential building construction	176	632	3 005	49	34	11	4	—	—	—	—	—	—	
23321	Single-family housing construction	176	632	3 005	49	34	11	4	—	—	—	—	—	—	
233210	Single-family housing construction	176	632	3 005	49	34	11	4	—	—	—	—	—	—	
235	Special trade contractors	403	1 709	7 916	93	63	19	10	1	—	—	—	—	—	
<b>31-33</b>	<b>Manufacturing</b>	<b>243</b>	<b>1 092</b>	<b>5 120</b>	<b>27</b>	<b>13</b>	<b>6</b>	<b>6</b>	<b>1</b>	<b>1</b>	—	—	—	—	
<b>42</b>	<b>Wholesale trade</b>	<b>369</b>	<b>1 474</b>	<b>5 892</b>	<b>33</b>	<b>19</b>	<b>7</b>	<b>3</b>	<b>3</b>	—	<b>1</b>	—	—	—	
422	Wholesale trade, nondurable goods	349	1 399	5 571	25	13	5	3	3	—	1	—	—	—	
4224	Grocery & related product whse	298	1 205	4 712	18	10	3	1	3	—	1	—	—	—	
42246	Fish & seafood whse	(C)	(D)	(D)	12	6	3	—	2	—	1	—	—	—	

Note: Employment-size classes are indicated as follows: A—0 to 19; B—20 to 99; C—100 to 249; E—250 to 499; F—500 to 999; G—1,000 to 2,499; H—2,500 to 4,999; I—5,000 to 9,999; J—10,000 to 24,999; K—25,000 to 49,999; L—50,000 to 99,999; M—100,000 or more.

**Table 6. Counties—Employees, Payroll, and Establishments by Industry: 1999—Con.**

[Excludes most government employees, railroad employees, and self-employed persons. Size class 1 to 4 includes establishments with payroll, but no employees, during mid-March pay period. (D) denotes figures withheld to avoid disclosing data for individual companies; the data are included in broader industry totals. Detailed industries with 100 or more employees are shown if industry was not a (D). For explanation of terms, abbreviations, and data reliability/comparability, see introductory text]

NAICS code	Industry	Number of employees for week including March 12	Payroll (\$1,000)		Total number of establishments	Number of establishments by employment-size class									
			First quarter	Annual		1 to 4	5 to 9	10 to 19	20 to 49	50 to 99	100 to 249	250 to 499	500 to 999	1,000 or more	
<b>GLOUCESTER—Con.</b>															
<b>44-45</b>	<b>Retail trade</b>	<b>1 575</b>	<b>6 125</b>	<b>25 656</b>	<b>141</b>	<b>67</b>	<b>34</b>	<b>26</b>	<b>9</b>	<b>2</b>	<b>3</b>	—	—	—	
441	Motor vehicle & parts dealers	188	1 163	5 077	19	10	2	2	5	—	—	—	—	—	
4411	Automobile dealers	131	950	4 155	10	5	—	1	4	—	—	—	—	—	
44111	New car dealers	116	903	3 988	5	—	—	1	4	—	—	—	—	—	
441110	New car dealers	116	903	3 988	5	—	—	1	4	—	—	—	—	—	
444	Bldg material & garden equip & supp dealers	122	496	2 257	14	3	5	6	—	—	—	—	—	—	
445	Food & beverage stores	483	1 446	6 194	21	11	2	2	2	2	2	—	—	—	
4451	Grocery stores	467	1 390	5 896	15	7	—	2	2	2	2	—	—	—	
44511	Grocery (except convenience) stores	448	1 349	5 718	10	3	—	1	2	2	2	—	—	—	
445110	Grocery (except convenience) stores	448	1 349	5 718	10	3	—	1	2	2	2	—	—	—	
447	Gasoline stations	155	514	2 135	22	8	8	6	—	—	—	—	—	—	
4471	Gasoline stations	155	514	2 135	22	8	8	6	—	—	—	—	—	—	
44711	Gasoline stations with convenience stores	138	458	1 875	17	3	8	6	—	—	—	—	—	—	
447110	Gasoline stations with convenience stores	138	458	1 875	17	3	8	6	—	—	—	—	—	—	
452	General merchandise stores	(E)	(D)	(D)	6	2	3	—	—	—	1	—	—	—	
4521	Department stores	(C)	(D)	(D)	1	—	—	—	—	—	1	—	—	—	
45211	Department stores	(C)	(D)	(D)	1	—	—	—	—	—	1	—	—	—	
<b>48-49</b>	<b>Transportation &amp; warehousing</b>	<b>165</b>	<b>481</b>	<b>2 371</b>	<b>23</b>	<b>18</b>	<b>2</b>	<b>1</b>	<b>1</b>	<b>1</b>	—	—	—	—	
485	Transit & ground passenger transportation	(C)	(D)	(D)	2	—	—	—	1	1	—	—	—	—	
<b>51</b>	<b>Information</b>	<b>150</b>	<b>781</b>	<b>3 313</b>	<b>10</b>	<b>1</b>	<b>4</b>	<b>2</b>	<b>3</b>	—	—	—	—	—	
<b>52</b>	<b>Finance &amp; insurance</b>	<b>166</b>	<b>1 105</b>	<b>4 003</b>	<b>35</b>	<b>20</b>	<b>14</b>	—	<b>1</b>	—	—	—	—	—	
522	Credit intermediation & related activities	113	663	2 264	17	6	10	—	1	—	—	—	—	—	
5221	Depository credit intermediation	(C)	(D)	(D)	14	3	10	—	1	—	—	—	—	—	
52211	Commercial banking	100	581	1 934	13	2	10	—	1	—	—	—	—	—	
522110	Commercial banking	100	581	1 934	13	2	10	—	1	—	—	—	—	—	
<b>53</b>	<b>Real estate &amp; rental &amp; leasing</b>	<b>92</b>	<b>315</b>	<b>1 481</b>	<b>30</b>	<b>24</b>	<b>5</b>	<b>1</b>	—	—	—	—	—	—	
<b>54</b>	<b>Professional, scientific &amp; technical services</b>	<b>226</b>	<b>1 112</b>	<b>5 316</b>	<b>57</b>	<b>40</b>	<b>13</b>	<b>3</b>	<b>1</b>	—	—	—	—	—	
541	Professional, scientific & technical services	226	1 112	5 316	57	40	13	3	1	—	—	—	—	—	
<b>55</b>	<b>Management of companies &amp; enterprises</b>	<b>(A)</b>	<b>(D)</b>	<b>(D)</b>	<b>1</b>	<b>1</b>	—	—	—	—	—	—	—	—	
<b>56</b>	<b>Admin. support, waste mgt, remediation services</b>	<b>159</b>	<b>659</b>	<b>2 821</b>	<b>44</b>	<b>37</b>	<b>4</b>	<b>2</b>	<b>1</b>	—	—	—	—	—	
561	Administrative & support services	(C)	(D)	(D)	40	34	4	2	—	—	—	—	—	—	
<b>61</b>	<b>Educational services</b>	<b>61</b>	<b>209</b>	<b>806</b>	<b>6</b>	<b>2</b>	<b>2</b>	<b>1</b>	<b>1</b>	—	—	—	—	—	
<b>62</b>	<b>Health care and social assistance</b>	<b>984</b>	<b>4 111</b>	<b>19 440</b>	<b>52</b>	<b>20</b>	<b>13</b>	<b>11</b>	<b>4</b>	<b>2</b>	<b>1</b>	<b>1</b>	—	—	
621	Ambulatory health care services	241	1 398	7 056	32	11	12	7	2	—	—	—	—	—	
622	Hospitals	(E)	(D)	(D)	1	—	—	—	—	—	—	1	—	—	
6221	General medical & surgical hospitals	(E)	(D)	(D)	1	—	—	—	—	—	—	1	—	—	
62211	General medical & surgical hospitals	(E)	(D)	(D)	1	—	—	—	—	—	—	1	—	—	
623	Nursing & residential care facilities	318	918	4 253	5	1	1	—	1	1	1	—	—	—	
6231	Nursing care facilities	(E)	(D)	(D)	2	—	—	—	—	1	1	—	—	—	
62311	Nursing care facilities	(E)	(D)	(D)	2	—	—	—	—	1	1	—	—	—	
624	Social assistance	(C)	(D)	(D)	14	8	—	4	1	1	—	—	—	—	
<b>71</b>	<b>Arts, entertainment &amp; recreation</b>	<b>157</b>	<b>546</b>	<b>2 165</b>	<b>13</b>	<b>8</b>	<b>2</b>	—	<b>2</b>	<b>1</b>	—	—	—	—	
713	Amusement, gambling & recreation industries	(C)	(D)	(D)	11	7	1	—	2	1	—	—	—	—	
7139	Other amusement & recreation industries	(C)	(D)	(D)	10	6	1	—	2	1	—	—	—	—	
<b>72</b>	<b>Accommodation &amp; food services</b>	<b>689</b>	<b>1 363</b>	<b>6 511</b>	<b>46</b>	<b>14</b>	<b>6</b>	<b>9</b>	<b>17</b>	—	—	—	—	—	
722	Food services & drinking places	627	1 226	5 636	39	9	6	9	15	—	—	—	—	—	
7221	Full-service restaurants	328	619	2 896	21	4	3	7	7	—	—	—	—	—	
72211	Full-service restaurants	328	619	2 896	21	4	3	7	7	—	—	—	—	—	
722110	Full-service restaurants	328	619	2 896	21	4	3	7	7	—	—	—	—	—	
7222	Limited-service eating places	(E)	(D)	(D)	16	5	2	1	8	—	—	—	—	—	
72221	Limited-service eating places	(E)	(D)	(D)	16	5	2	1	8	—	—	—	—	—	
722211	Limited-service restaurants	270	563	2 492	13	3	1	1	8	—	—	—	—	—	
<b>81</b>	<b>Other services (except public administration)</b>	<b>456</b>	<b>1 376</b>	<b>6 060</b>	<b>86</b>	<b>45</b>	<b>31</b>	<b>8</b>	<b>2</b>	—	—	—	—	—	
812	Personal & laundry services	173	423	1 817	25	10	10	3	2	—	—	—	—	—	
813	Religious, grantmaking, civic, prof & like organizations	185	382	1 762	37	20	14	3	—	—	—	—	—	—	
8131	Religious organizations	144	278	1 267	29	15	12	2	—	—	—	—	—	—	
81311	Religious organizations	144	278	1 267	29	15	12	2	—	—	—	—	—	—	
813110	Religious organizations	144	278	1 267	29	15	12	2	—	—	—	—	—	—	
<b>99</b>	<b>Unclassified establishments</b>	<b>7</b>	<b>20</b>	<b>179</b>	<b>8</b>	<b>8</b>	—	—	—	—	—	—	—	—	

Note: Employment-size classes are indicated as follows: A—0 to 19; B—20 to 99; C—100 to 249; E—250 to 499; F—500 to 999; G—1,000 to 2,499; H—2,500 to 4,999; I—5,000 to 9,999; J—10,000 to 24,999; K—25,000 to 49,999; L—50,000 to 99,999; M—100,000 or more.

**Table 6. Counties—Employees, Payroll, and Establishments by Industry: 1999—Con.**

[Excludes most government employees, railroad employees, and self-employed persons. Size class 1 to 4 includes establishments with payroll, but no employees, during mid-March pay period. (D) denotes figures withheld to avoid disclosing data for individual companies; the data are included in broader industry totals. Detailed industries with 100 or more employees are shown if industry was not a (D). For explanation of terms, abbreviations, and data reliability/comparability, see introductory text]

NAICS code	Industry	Number of employees for week including March 12	Payroll (\$1,000)		Total number of establishments	Number of establishments by employment-size class								
			First quarter	Annual		1 to 4	5 to 9	10 to 19	20 to 49	50 to 99	100 to 249	250 to 499	500 to 999	1,000 or more
<b>GOOCHLAND</b>														
	<b>Total .....</b>	<b>3 611</b>	<b>21 113</b>	<b>95 990</b>	<b>422</b>	<b>269</b>	<b>63</b>	<b>56</b>	<b>21</b>	<b>10</b>	<b>2</b>	<b>1</b>		
11	<b>Forestry, fishing, hunting, and agriculture support .....</b>	<b>(B)</b>	<b>(D)</b>	<b>(D)</b>	<b>7</b>	<b>5</b>	<b>2</b>							
21	<b>Mining .....</b>	<b>(B)</b>	<b>(D)</b>	<b>(D)</b>	<b>3</b>			<b>1</b>	<b>2</b>					
23	<b>Construction .....</b>	<b>757</b>	<b>5 465</b>	<b>25 699</b>	<b>105</b>	<b>66</b>	<b>17</b>	<b>15</b>	<b>4</b>	<b>3</b>				
233	Building, developing & general contracting .....	163	888	3 723	36	25	5	6						
2332	Residential building construction .....	(C)	(D)	(D)	29	20	5	4						
23321	Single-family housing construction .....	125	731	2 998	28	19	5	4						
233210	Single-family housing construction .....	125	731	2 998	28	19	5	4						
234	Heavy construction .....	346	3 119	14 523	10	2		3	2	3				
2341	Highway, street, bridge & tunnel construction ...	221	2 156	9 916	4			1	1	2				
23411	Highway & street construction .....	221	2 156	9 916	4			1	1	2				
234110	Highway & street construction .....	221	2 156	9 916	4			1	1	2				
2349	Other heavy construction .....	125	963	4 607	6	2		2	1	1				
23499	All other heavy construction .....	125	963	4 607	6	2		2	1	1				
234990	All other heavy construction .....	125	963	4 607	6	2		2	1	1				
235	Special trade contractors .....	248	1 458	7 453	59	39	12	6	2					
31-33	<b>Manufacturing .....</b>	<b>(A)</b>	<b>(D)</b>	<b>(D)</b>	<b>4</b>	<b>2</b>	<b>2</b>							
42	<b>Wholesale trade .....</b>	<b>190</b>	<b>1 474</b>	<b>6 184</b>	<b>26</b>	<b>17</b>	<b>3</b>	<b>4</b>	<b>2</b>					
421	Wholesale trade, durable goods .....	180	1 382	5 823	20	11	3	4	2					
44-45	<b>Retail trade .....</b>	<b>394</b>	<b>1 635</b>	<b>8 186</b>	<b>45</b>	<b>21</b>	<b>10</b>	<b>9</b>	<b>4</b>	<b>1</b>				
447	Gasoline stations .....	153	488	2 401	13	2	3	6	2					
4471	Gasoline stations .....	153	488	2 401	13	2	3	6	2					
44711	Gasoline stations with convenience stores ...	104	274	1 514	9	2	2	3	2					
447110	Gasoline stations with convenience stores ..	104	274	1 514	9	2	2	3	2					
48-49	<b>Transportation &amp; warehousing .....</b>	<b>38</b>	<b>145</b>	<b>588</b>	<b>13</b>	<b>10</b>	<b>2</b>	<b>1</b>						
51	<b>Information .....</b>	<b>14</b>	<b>245</b>	<b>792</b>	<b>4</b>	<b>2</b>	<b>2</b>							
52	<b>Finance &amp; insurance .....</b>	<b>493</b>	<b>3 881</b>	<b>15 569</b>	<b>18</b>	<b>13</b>	<b>1</b>	<b>2</b>	<b>1</b>			<b>1</b>		
522	Credit intermediation & related activities .....	(E)	(D)	(D)	5	2		2				1		
5223	Activities related to credit intermediation .....	(E)	(D)	(D)	2	1						1		
52232	Financial clearinghouse & reserve activities ..	(E)	(D)	(D)	1							1		
53	<b>Real estate &amp; rental &amp; leasing .....</b>	<b>56</b>	<b>234</b>	<b>1 007</b>	<b>12</b>	<b>8</b>	<b>2</b>	<b>1</b>	<b>1</b>					
54	<b>Professional, scientific &amp; technical services .....</b>	<b>138</b>	<b>883</b>	<b>4 822</b>	<b>38</b>	<b>31</b>	<b>2</b>	<b>4</b>	<b>1</b>					
541	Professional, scientific & technical services .....	138	883	4 822	38	31	2	4	1					
55	<b>Management of companies &amp; enterprises ..</b>	<b>(B)</b>	<b>(D)</b>	<b>(D)</b>	<b>2</b>			<b>1</b>		<b>1</b>				
56	<b>Admin, support, waste mgt, remediation services .....</b>	<b>339</b>	<b>1 346</b>	<b>5 991</b>	<b>35</b>	<b>27</b>	<b>1</b>	<b>4</b>	<b>1</b>	<b>1</b>	<b>1</b>			
561	Administrative & support services .....	307	1 197	5 253	29	22	1	4		1	1			
5612	Facilities support services .....	(C)	(D)	(D)	1					1				
56121	Facilities support services .....	(C)	(D)	(D)	1					1				
61	<b>Educational services .....</b>	<b>(A)</b>	<b>(D)</b>	<b>(D)</b>	<b>3</b>	<b>2</b>		<b>1</b>						
62	<b>Health care and social assistance .....</b>	<b>296</b>	<b>1 219</b>	<b>6 033</b>	<b>24</b>	<b>13</b>	<b>4</b>	<b>3</b>	<b>2</b>	<b>2</b>				
623	Nursing & residential care facilities .....	(C)	(D)	(D)	4	1	1			2				
71	<b>Arts, entertainment &amp; recreation .....</b>	<b>266</b>	<b>832</b>	<b>4 096</b>	<b>10</b>	<b>5</b>	<b>1</b>	<b>2</b>		<b>1</b>	<b>1</b>			
713	Amusement, gambling & recreation industries ....	248	771	3 958	6	2		2		1	1			
7139	Other amusement & recreation industries .....	248	771	3 958	6	2		2		1	1			
71394	Fitness & recreational sports centers .....	(C)	(D)	(D)	1					1				
72	<b>Accommodation &amp; food services .....</b>	<b>190</b>	<b>339</b>	<b>1 664</b>	<b>15</b>	<b>2</b>	<b>4</b>	<b>6</b>	<b>3</b>					
722	Food services & drinking places .....	(C)	(D)	(D)	13	1	4	6	2					
7221	Full-service restaurants .....	158	298	1 491	12	1	3	6	2					
72211	Full-service restaurants .....	158	298	1 491	12	1	3	6	2					
722110	Full-service restaurants .....	158	298	1 491	12	1	3	6	2					
81	<b>Other services (except public administration) .....</b>	<b>157</b>	<b>460</b>	<b>2 134</b>	<b>48</b>	<b>37</b>	<b>9</b>	<b>2</b>						
813	Religious, grantmaking, civic, prof & like organizations .....	101	211	987	25	17	6	2						
95	<b>Auxiliaries (exc corporate, subsidiary &amp; regional mgt) .....</b>	<b>(B)</b>	<b>(D)</b>	<b>(D)</b>	<b>2</b>	<b>1</b>				<b>1</b>				
99	<b>Unclassified establishments .....</b>	<b>(A)</b>	<b>(D)</b>	<b>(D)</b>	<b>8</b>	<b>7</b>	<b>1</b>							

Note: Employment-size classes are indicated as follows: A—0 to 19; B—20 to 99; C—100 to 249; E—250 to 499; F—500 to 999; G—1,000 to 2,499; H—2,500 to 4,999; I—5,000 to 9,999; J—10,000 to 24,999; K—25,000 to 49,999; L—50,000 to 99,999; M—100,000 or more.

Table 6. **Counties—Employees, Payroll, and Establishments by Industry: 1999—Con.**

[Excludes most government employees, railroad employees, and self-employed persons. Size class 1 to 4 includes establishments with payroll, but no employees, during mid-March pay period. (D) denotes figures withheld to avoid disclosing data for individual companies; the data are included in broader industry totals. Detailed industries with 100 or more employees are shown if industry was not a (D). For explanation of terms, abbreviations, and data reliability/comparability, see introductory text]

NAICS code	Industry	Number of employees for week including March 12	Payroll (\$1,000)		Total number of establishments	Number of establishments by employment-size class								
			First quarter	Annual		1 to 4	5 to 9	10 to 19	20 to 49	50 to 99	100 to 249	250 to 499	500 to 999	1,000 or more
<b>GRAYSON</b>														
	<b>Total</b> .....	<b>1 685</b>	<b>9 420</b>	<b>37 611</b>	<b>176</b>	<b>118</b>	<b>31</b>	<b>12</b>	<b>8</b>	<b>2</b>	<b>5</b>	-	-	-
11	Forestry, fishing, hunting, and agriculture support .....	(A)	(D)	(D)	2	2	-	-	-	-	-	-	-	-
22	Utilities .....	(A)	(D)	(D)	1	-	1	-	-	-	-	-	-	-
23	Construction .....	102	306	1 615	25	17	6	1	1	-	-	-	-	-
31-33	Manufacturing .....	981	6 740	25 597	17	4	2	1	3	2	5	-	-	-
315	Apparel manufacturing .....	(C)	(D)	(D)	2	-	-	-	-	1	1	-	-	-
3152	Cut & sew apparel mfg .....	(C)	(D)	(D)	2	-	-	-	-	1	1	-	-	-
31521	Cut & sew apparel contractors .....	(C)	(D)	(D)	1	-	-	-	-	-	1	-	-	-
321	Wood product mfg .....	(C)	(D)	(D)	2	-	-	1	-	-	1	-	-	-
3211	Sawmills & wood preservation .....	(C)	(D)	(D)	2	-	-	-	1	-	1	-	-	-
32111	Sawmills & wood preservation .....	(C)	(D)	(D)	2	-	-	-	1	-	1	-	-	-
332	Fabricated metal product mfg .....	(C)	(D)	(D)	1	-	-	-	-	-	1	-	-	-
3327	Mach shops, turn prod, screw, nut, bolt mfg ....	(C)	(D)	(D)	1	-	-	-	-	-	1	-	-	-
33272	Turned product & screw, nut & bolt mfg .....	(C)	(D)	(D)	1	-	-	-	-	-	1	-	-	-
334	Computer & electronic product mfg .....	(C)	(D)	(D)	1	-	-	-	-	-	1	-	-	-
3345	Nav, measuring, medical, control instruments mfg .....	(C)	(D)	(D)	1	-	-	-	-	-	1	-	-	-
33451	Nav, measuring, medical, control instruments mfg .....	(C)	(D)	(D)	1	-	-	-	-	-	1	-	-	-
339	Miscellaneous mfg .....	(E)	(D)	(D)	2	-	-	-	1	-	1	-	-	-
3399	Other miscellaneous mfg .....	(E)	(D)	(D)	2	-	-	-	1	-	1	-	-	-
33992	Sporting & athletic goods mfg .....	(C)	(D)	(D)	1	-	-	-	-	-	1	-	-	-
42	Wholesale trade .....	32	124	579	6	4	-	2	-	-	-	-	-	-
44-45	Retail trade .....	179	525	2 663	36	23	9	3	1	-	-	-	-	-
48-49	Transportation & warehousing .....	(A)	(D)	(D)	2	2	-	-	-	-	-	-	-	-
51	Information .....	(A)	(D)	(D)	4	3	-	1	-	-	-	-	-	-
52	Finance & insurance .....	74	423	1 794	11	8	2	-	1	-	-	-	-	-
53	Real estate & rental & leasing .....	9	13	62	4	4	-	-	-	-	-	-	-	-
54	Professional, scientific & technical services .....	21	99	409	7	5	2	-	-	-	-	-	-	-
56	Admin, support, waste mgt, remediation services .....	56	243	682	7	4	2	-	1	-	-	-	-	-
61	Educational services .....	(B)	(D)	(D)	2	1	-	-	1	-	-	-	-	-
62	Health care and social assistance .....	64	343	1 634	14	10	2	2	-	-	-	-	-	-
71	Arts, entertainment & recreation .....	(A)	(D)	(D)	2	1	1	-	-	-	-	-	-	-
72	Accommodation & food services .....	42	85	510	11	7	2	2	-	-	-	-	-	-
81	Other services (except public administration) .....	40	120	482	24	22	2	-	-	-	-	-	-	-
99	Unclassified establishments .....	(A)	(D)	(D)	1	1	-	-	-	-	-	-	-	-
<b>GREENE</b>														
	<b>Total</b> .....	<b>1 600</b>	<b>7 528</b>	<b>35 195</b>	<b>245</b>	<b>153</b>	<b>51</b>	<b>23</b>	<b>14</b>	<b>4</b>	-	-	-	-
11	Forestry, fishing, hunting, and agriculture support .....	(A)	(D)	(D)	2	2	-	-	-	-	-	-	-	-
21	Mining .....	(A)	(D)	(D)	1	-	-	1	-	-	-	-	-	-
22	Utilities .....	(A)	(D)	(D)	1	1	-	-	-	-	-	-	-	-
23	Construction .....	267	1 265	6 297	74	54	14	5	1	-	-	-	-	-
233	Building, developing & general contracting .....	137	667	3 196	28	18	7	2	1	-	-	-	-	-
2332	Residential building construction .....	(C)	(D)	(D)	22	15	4	2	1	-	-	-	-	-
23321	Single-family housing construction .....	109	571	2 664	21	14	4	2	1	-	-	-	-	-
233210	Single-family housing construction .....	109	571	2 664	21	14	4	2	1	-	-	-	-	-
235	Special trade contractors .....	126	574	2 992	43	33	7	3	-	-	-	-	-	-
31-33	Manufacturing .....	28	140	616	7	5	2	-	-	-	-	-	-	-
42	Wholesale trade .....	116	898	4 505	9	4	2	2	-	1	-	-	-	-
421	Wholesale trade, durable goods .....	(C)	(D)	(D)	8	4	1	2	-	1	-	-	-	-
44-45	Retail trade .....	362	1 413	6 416	40	19	13	3	4	1	-	-	-	-
445	Food & beverage stores .....	135	371	1 574	10	4	4	-	1	1	-	-	-	-
4451	Grocery stores .....	(C)	(D)	(D)	9	4	3	-	1	1	-	-	-	-
44511	Grocery (except convenience) stores .....	113	306	1 294	4	1	1	-	1	1	-	-	-	-
445110	Grocery (except convenience) stores .....	113	306	1 294	4	1	1	-	1	1	-	-	-	-
48-49	Transportation & warehousing .....	34	311	1 305	8	5	2	1	-	-	-	-	-	-
51	Information .....	(A)	(D)	(D)	3	2	1	-	-	-	-	-	-	-
52	Finance & insurance .....	28	152	622	7	4	3	-	-	-	-	-	-	-
53	Real estate & rental & leasing .....	26	53	206	6	3	3	-	-	-	-	-	-	-
54	Professional, scientific & technical services .....	118	966	4 371	17	11	1	4	1	-	-	-	-	-
541	Professional, scientific & technical services .....	118	966	4 371	17	11	1	4	1	-	-	-	-	-

Note: Employment-size classes are indicated as follows: A—0 to 19; B—20 to 99; C—100 to 249; E—250 to 499; F—500 to 999; G—1,000 to 2,499; H—2,500 to 4,999; I—5,000 to 9,999; J—10,000 to 24,999; K—25,000 to 49,999; L—50,000 to 99,999; M—100,000 or more.

**Table 6. Counties—Employees, Payroll, and Establishments by Industry: 1999—Con.**

[Excludes most government employees, railroad employees, and self-employed persons. Size class 1 to 4 includes establishments with payroll, but no employees, during mid-March pay period. (D) denotes figures withheld to avoid disclosing data for individual companies; the data are included in broader industry totals. Detailed industries with 100 or more employees are shown if industry was not a (D). For explanation of terms, abbreviations, and data reliability/comparability, see introductory text]

NAICS code	Industry	Number of employees for week including March 12	Payroll (\$1,000)		Total number of establishments	Number of establishments by employment-size class									
			First quarter	Annual		1 to 4	5 to 9	10 to 19	20 to 49	50 to 99	100 to 249	250 to 499	500 to 999	1,000 or more	
<b>GREENE—Con.</b>															
56	<b>Admin, support, waste mgt, remediation services</b>	74	286	1 277	17	11	4	2	—	—	—	—	—	—	
61	<b>Educational services</b>	(C)	(D)	(D)	3	1	—	—	1	1	—	—	—	—	
611	Educational services	(C)	(D)	(D)	3	1	—	—	1	1	—	—	—	—	
6111	Elementary & secondary schools	(C)	(D)	(D)	2	—	—	—	1	1	—	—	—	—	
61111	Elementary & secondary schools	(C)	(D)	(D)	2	—	—	—	1	1	—	—	—	—	
62	<b>Health care and social assistance</b>	104	389	1 634	9	4	2	2	—	1	—	—	—	—	
71	<b>Arts, entertainment &amp; recreation</b>	(B)	(D)	(D)	3	1	1	—	1	—	—	—	—	—	
72	<b>Accommodation &amp; food services</b>	171	393	1 847	11	2	2	2	5	—	—	—	—	—	
722	Food services & drinking places	(C)	(D)	(D)	10	1	2	2	5	—	—	—	—	—	
81	<b>Other services (except public administration)</b>	87	358	1 672	22	19	1	1	1	—	—	—	—	—	
99	<b>Unclassified establishments</b>	(A)	(D)	(D)	5	5	—	—	—	—	—	—	—	—	
<b>GREENSVILLE</b>															
	<b>Total</b>	1 864	9 195	38 570	124	76	27	10	5	3	1	1	1	—	
11	<b>Forestry, fishing, hunting, and agriculture support</b>	55	447	2 078	5	1	3	—	1	—	—	—	—	—	
21	<b>Mining</b>	(B)	(D)	(D)	1	—	—	—	1	—	—	—	—	—	
23	<b>Construction</b>	39	137	645	12	9	3	—	—	—	—	—	—	—	
31-33	<b>Manufacturing</b>	779	3 957	15 991	5	—	1	2	—	—	1	—	1	—	
311	Food mfg	(F)	(D)	(D)	1	—	—	—	—	—	—	—	1	—	
3116	Animal slaughtering & processing	(F)	(D)	(D)	1	—	—	—	—	—	—	—	1	—	
31161	Animal slaughtering & processing	(F)	(D)	(D)	1	—	—	—	—	—	—	—	1	—	
321	Wood product mfg	(C)	(D)	(D)	2	—	—	1	—	—	1	—	—	—	
3212	Veneer, plywood & engineered wood product mfg	(C)	(D)	(D)	1	—	—	—	—	—	1	—	—	—	
32121	Veneer, plywood & engineered wood product mfg	(C)	(D)	(D)	1	—	—	—	—	—	1	—	—	—	
42	<b>Wholesale trade</b>	49	281	1 115	11	7	2	2	—	—	—	—	—	—	
44-45	<b>Retail trade</b>	95	211	906	20	14	5	—	1	—	—	—	—	—	
48-49	<b>Transportation &amp; warehousing</b>	317	1 967	8 067	18	13	3	1	—	—	—	1	—	—	
484	Truck transportation	305	1 891	7 767	14	10	2	1	—	—	—	1	—	—	
4841	General freight trucking	293	1 852	7 543	7	3	2	1	—	—	—	1	—	—	
48412	General freight trucking, long-distance	(E)	(D)	(D)	3	1	—	1	—	—	—	1	—	—	
53	<b>Real estate &amp; rental &amp; leasing</b>	(B)	(D)	(D)	4	—	3	1	—	—	—	—	—	—	
54	<b>Professional, scientific &amp; technical services</b>	3	3	17	3	3	—	—	—	—	—	—	—	—	
56	<b>Admin, support, waste mgt, remediation services</b>	22	39	134	5	3	2	—	—	—	—	—	—	—	
62	<b>Health care and social assistance</b>	222	1 122	5 152	7	2	1	2	—	2	—	—	—	—	
621	Ambulatory health care services	(C)	(D)	(D)	2	—	1	—	—	1	—	—	—	—	
6214	Outpatient care centers	(C)	(D)	(D)	2	—	1	—	—	1	—	—	—	—	
62149	Other outpatient care centers	(C)	(D)	(D)	2	—	1	—	—	1	—	—	—	—	
623	Nursing & residential care facilities	(C)	(D)	(D)	3	1	—	1	—	1	—	—	—	—	
71	<b>Arts, entertainment &amp; recreation</b>	(A)	(D)	(D)	4	3	1	—	—	—	—	—	—	—	
72	<b>Accommodation &amp; food services</b>	174	398	1 708	13	7	1	2	2	1	—	—	—	—	
721	Accommodation	(C)	(D)	(D)	7	2	1	2	1	1	—	—	—	—	
7211	Traveler accommodation	111	235	1 107	5	1	—	2	1	1	—	—	—	—	
72111	Hotels (exc casino hotels) & motels	111	235	1 107	5	1	—	2	1	1	—	—	—	—	
721110	Hotels (exc casino hotels) & motels	111	235	1 107	5	1	—	2	1	1	—	—	—	—	
81	<b>Other services (except public administration)</b>	29	106	452	12	10	2	—	—	—	—	—	—	—	
99	<b>Unclassified establishments</b>	(A)	(D)	(D)	4	4	—	—	—	—	—	—	—	—	
<b>HALIFAX</b>															
	<b>Total</b>	11 563	62 915	267 608	773	462	154	72	45	20	9	9	2	—	
11	<b>Forestry, fishing, hunting, and agriculture support</b>	38	166	761	10	8	1	1	—	—	—	—	—	—	
21	<b>Mining</b>	(B)	(D)	(D)	1	—	—	—	1	—	—	—	—	—	
22	<b>Utilities</b>	(C)	(D)	(D)	1	—	—	—	—	—	1	—	—	—	
221	Utilities	(C)	(D)	(D)	1	—	—	—	—	—	1	—	—	—	
2211	Elec pwr generation, transmns & distribution	(C)	(D)	(D)	1	—	—	—	—	—	1	—	—	—	
22112	Electric pwr transmns, control & distribution	(C)	(D)	(D)	1	—	—	—	—	—	1	—	—	—	

Note: Employment-size classes are indicated as follows: A—0 to 19; B—20 to 99; C—100 to 249; E—250 to 499; F—500 to 999; G—1,000 to 2,499; H—2,500 to 4,999; I—5,000 to 9,999; J—10,000 to 24,999; K—25,000 to 49,999; L—50,000 to 99,999; M—100,000 or more.



**Table 6. Counties—Employees, Payroll, and Establishments by Industry: 1999—Con.**

[Excludes most government employees, railroad employees, and self-employed persons. Size class 1 to 4 includes establishments with payroll, but no employees, during mid-March pay period. (D) denotes figures withheld to avoid disclosing data for individual companies; the data are included in broader industry totals. Detailed industries with 100 or more employees are shown if industry was not a (D). For explanation of terms, abbreviations, and data reliability/comparability, see introductory text]

NAICS code	Industry	Number of employees for week including March 12	Payroll (\$1,000)		Total number of establishments	Number of establishments by employment-size class									
			First quarter	Annual		1 to 4	5 to 9	10 to 19	20 to 49	50 to 99	100 to 249	250 to 499	500 to 999	1,000 or more	
<b>HALIFAX—Con.</b>															
<b>23</b>	<b>Construction</b> .....	<b>729</b>	<b>4 059</b>	<b>17 284</b>	<b>91</b>	<b>62</b>	<b>17</b>	<b>5</b>	<b>5</b>	<b>1</b>	—	<b>1</b>	—	—	
233	Building, developing & general contracting .....	166	966	3 764	36	25	7	2	2	—	—	—	—	—	
235	Special trade contractors .....	553	3 055	13 335	51	34	9	3	3	1	—	1	—	—	
2351	Plumbing, heating & AC contractor .....	(E)	(D)	(D)	8	5	1	1	—	—	—	1	—	—	
23511	Plumbing, heating & AC contractor .....	(E)	(D)	(D)	8	5	1	1	—	—	—	1	—	—	
2359	Other special trade contractors .....	121	528	2 676	13	8	2	1	1	1	—	—	—	—	
<b>31-33</b>	<b>Manufacturing</b> .....	<b>4 570</b>	<b>28 451</b>	<b>119 005</b>	<b>45</b>	<b>10</b>	<b>6</b>	<b>7</b>	<b>6</b>	<b>4</b>	<b>5</b>	<b>6</b>	<b>1</b>	—	
311	Food mfg .....	(C)	(D)	(D)	3	—	2	—	—	1	—	—	—	—	
313	Textile mills .....	1 532	9 007	36 561	3	—	—	—	—	—	—	2	1	—	
3131	Fiber, yarn & thread mills .....	(E)	(D)	(D)	1	—	—	—	—	—	—	1	—	—	
31311	Fiber, yarn & thread mills .....	(E)	(D)	(D)	1	—	—	—	—	—	—	1	—	—	
3132	Fabric mills .....	(G)	(D)	(D)	2	—	—	—	—	—	—	1	1	—	
31321	Broadwoven fabric mills .....	(G)	(D)	(D)	2	—	—	—	—	—	—	1	1	—	
314	Textile product mills .....	(C)	(D)	(D)	2	—	—	—	1	1	—	—	—	—	
315	Apparel manufacturing .....	(E)	(D)	(D)	1	—	—	—	—	—	—	1	—	—	
3152	Cut & sew apparel mfg .....	(E)	(D)	(D)	1	—	—	—	—	—	—	1	—	—	
31522	Men's, boys' cut & sew apparel mfg .....	(E)	(D)	(D)	1	—	—	—	—	—	—	1	—	—	
321	Wood product mfg .....	(E)	(D)	(D)	5	2	—	1	—	—	2	—	—	—	
3212	Veneer, plywood & engineered wood product mfg .....	(E)	(D)	(D)	3	—	—	1	—	—	2	—	—	—	
32121	Veneer, plywood & engineered wood product mfg .....	(E)	(D)	(D)	3	—	—	1	—	—	2	—	—	—	
326	Plastics & rubber products mfg .....	(F)	(D)	(D)	3	—	—	—	1	—	1	1	—	—	
3261	Plastics product mfg .....	(F)	(D)	(D)	3	—	—	—	1	—	1	1	—	—	
32611	Unsupported plastics film, sheet, & bag mfg ..	(C)	(D)	(D)	1	—	—	—	—	—	1	—	—	—	
32619	Other plastics product mfg .....	(E)	(D)	(D)	1	—	—	—	—	—	—	1	—	—	
334	Computer & electronic product mfg .....	(C)	(D)	(D)	2	—	1	—	—	—	1	—	—	—	
3344	Semiconductor & oth electronic component mfg .....	(C)	(D)	(D)	1	—	—	—	—	—	1	—	—	—	
33441	Semiconductor & oth electronic component mfg .....	(C)	(D)	(D)	1	—	—	—	—	—	1	—	—	—	
335	Electrical equip, appliance & component mfg .....	(E)	(D)	(D)	1	—	—	—	—	—	—	1	—	—	
3353	Electrical equipment mfg .....	(E)	(D)	(D)	1	—	—	—	—	—	—	1	—	—	
33531	Electrical equipment mfg .....	(E)	(D)	(D)	1	—	—	—	—	—	—	1	—	—	
337	Furniture & related product mfg .....	646	3 428	14 961	7	2	1	1	1	—	1	1	—	—	
3371	HH & institutional furniture & kitchen cabinet mfg .....	646	3 428	14 961	7	2	1	1	1	—	1	1	—	—	
33712	Household & institutional furniture mfg .....	(F)	(D)	(D)	5	1	—	1	1	—	1	1	—	—	
<b>42</b>	<b>Wholesale trade</b> .....	<b>346</b>	<b>1 506</b>	<b>6 568</b>	<b>24</b>	<b>12</b>	<b>4</b>	<b>4</b>	<b>3</b>	—	<b>1</b>	—	—	—	
421	Wholesale trade, durable goods .....	122	666	2 776	13	8	2	1	2	—	—	—	—	—	
422	Wholesale trade, nondurable goods .....	224	840	3 792	11	4	2	3	1	—	1	—	—	—	
4227	Petroleum & petroleum products whsle .....	(C)	(D)	(D)	2	—	—	1	—	—	1	—	—	—	
42271	Petroleum bulk stations & terminals .....	(C)	(D)	(D)	2	—	—	1	—	—	1	—	—	—	
<b>44-45</b>	<b>Retail trade</b> .....	<b>1 525</b>	<b>5 848</b>	<b>24 327</b>	<b>158</b>	<b>75</b>	<b>51</b>	<b>20</b>	<b>6</b>	<b>5</b>	—	<b>1</b>	—	—	
441	Motor vehicle & parts dealers .....	138	772	3 179	17	7	3	6	1	—	—	—	—	—	
444	Bldg material & garden equip & supp dealers .....	135	613	2 567	12	6	3	1	1	1	—	—	—	—	
445	Food & beverage stores .....	321	936	3 841	26	14	6	1	2	3	—	—	—	—	
4451	Grocery stores .....	299	824	3 331	20	10	4	1	2	3	—	—	—	—	
44511	Grocery (except convenience) stores .....	276	771	3 090	14	6	3	—	2	3	—	—	—	—	
445110	Grocery (except convenience) stores .....	276	771	3 090	14	6	3	—	2	3	—	—	—	—	
447	Gasoline stations .....	154	407	1 783	26	11	12	3	—	—	—	—	—	—	
4471	Gasoline stations .....	154	407	1 783	26	11	12	3	—	—	—	—	—	—	
44711	Gasoline stations with convenience stores ..	139	360	1 553	21	6	12	3	—	—	—	—	—	—	
447110	Gasoline stations with convenience stores ..	139	360	1 553	21	6	12	3	—	—	—	—	—	—	
452	General merchandise stores .....	403	1 490	6 016	10	3	5	—	—	1	—	1	—	—	
4521	Department stores .....	(E)	(D)	(D)	2	—	—	—	—	1	—	1	—	—	
45211	Department stores .....	(E)	(D)	(D)	2	—	—	—	—	1	—	1	—	—	
<b>48-49</b>	<b>Transportation &amp; warehousing</b> .....	<b>285</b>	<b>1 406</b>	<b>6 756</b>	<b>35</b>	<b>24</b>	<b>3</b>	<b>4</b>	<b>3</b>	<b>1</b>	—	—	—	—	
484	Truck transportation .....	275	1 375	6 625	30	20	2	4	3	1	—	—	—	—	
4842	Specialized freight trucking .....	254	1 276	6 172	21	12	2	3	3	1	—	—	—	—	
48422	Specialized freight (exc used) trucking, local ..	201	898	4 248	18	11	2	2	2	1	—	—	—	—	
484220	Specialized freight (exc used) trucking, local ..	201	898	4 248	18	11	2	2	2	1	—	—	—	—	
<b>51</b>	<b>Information</b> .....	<b>157</b>	<b>1 068</b>	<b>4 743</b>	<b>14</b>	<b>6</b>	<b>2</b>	<b>3</b>	<b>3</b>	—	—	—	—	—	
513	Broadcasting & telecommunications .....	100	846	3 484	8	3	1	2	2	—	—	—	—	—	
<b>52</b>	<b>Finance &amp; insurance</b> .....	<b>165</b>	<b>959</b>	<b>4 055</b>	<b>32</b>	<b>18</b>	<b>12</b>	—	<b>2</b>	—	—	—	—	—	
522	Credit intermediation & related activities .....	122	707	2 863	17	6	9	—	2	—	—	—	—	—	
<b>53</b>	<b>Real estate &amp; rental &amp; leasing</b> .....	<b>64</b>	<b>228</b>	<b>970</b>	<b>22</b>	<b>19</b>	<b>3</b>	—	—	—	—	—	—	—	
<b>54</b>	<b>Professional, scientific &amp; technical services</b> .....	<b>133</b>	<b>769</b>	<b>3 426</b>	<b>33</b>	<b>25</b>	<b>6</b>	<b>1</b>	<b>1</b>	—	—	—	—	—	
541	Professional, scientific & technical services .....	133	769	3 426	33	25	6	1	1	—	—	—	—	—	
<b>55</b>	<b>Management of companies &amp; enterprises</b> ..	<b>(A)</b>	<b>(D)</b>	<b>(D)</b>	<b>2</b>	<b>2</b>	—	—	—	—	—	—	—	—	

Note: Employment-size classes are indicated as follows: A—0 to 19; B—20 to 99; C—100 to 249; E—250 to 499; F—500 to 999; G—1,000 to 2,499; H—2,500 to 4,999; I—5,000 to 9,999; J—10,000 to 24,999; K—25,000 to 49,999; L—50,000 to 99,999; M—100,000 or more.

**Table 6. Counties—Employees, Payroll, and Establishments by Industry: 1999—Con.**

[Excludes most government employees, railroad employees, and self-employed persons. Size class 1 to 4 includes establishments with payroll, but no employees, during mid-March pay period. (D) denotes figures withheld to avoid disclosing data for individual companies; the data are included in broader industry totals. Detailed industries with 100 or more employees are shown if industry was not a (D). For explanation of terms, abbreviations, and data reliability/comparability, see introductory text]

NAICS code	Industry	Number of employees for week including March 12	Payroll (\$1,000)		Total number of establishments	Number of establishments by employment-size class								
			First quarter	Annual		1 to 4	5 to 9	10 to 19	20 to 49	50 to 99	100 to 249	250 to 499	500 to 999	1,000 or more
<b>HALIFAX—Con.</b>														
<b>56</b>	<b>Admin, support, waste mgt, remediation services</b>	<b>235</b>	<b>852</b>	<b>3 836</b>	<b>28</b>	<b>19</b>	<b>4</b>	<b>3</b>	<b>—</b>	<b>2</b>	<b>—</b>	<b>—</b>	<b>—</b>	<b>—</b>
561	Administrative & support services	213	732	3 246	25	18	3	2	—	2	—	—	—	—
5613	Employment services	142	431	1 880	3	—	—	1	—	2	—	—	—	—
56132	Temporary help services	142	431	1 880	3	—	—	1	—	2	—	—	—	—
561320	Temporary help services	142	431	1 880	3	—	—	1	—	2	—	—	—	—
<b>61</b>	<b>Educational services</b>	<b>(B)</b>	<b>(D)</b>	<b>(D)</b>	<b>4</b>	<b>2</b>	<b>—</b>	<b>1</b>	<b>—</b>	<b>1</b>	<b>—</b>	<b>—</b>	<b>—</b>	<b>—</b>
<b>62</b>	<b>Health care and social assistance</b>	<b>1 373</b>	<b>8 667</b>	<b>39 836</b>	<b>80</b>	<b>42</b>	<b>23</b>	<b>7</b>	<b>2</b>	<b>3</b>	<b>2</b>	<b>—</b>	<b>1</b>	<b>—</b>
621	Ambulatory health care services	421	3 504	17 227	57	30	17	7	1	2	—	—	—	—
6211	Offices of physicians	212	2 690	13 305	27	12	11	2	1	1	—	—	—	—
62111	Offices of physicians	212	2 690	13 305	27	12	11	2	1	1	—	—	—	—
622	Hospitals	(F)	(D)	(D)	1	—	—	—	—	—	—	—	1	—
6221	General medical & surgical hospitals	(F)	(D)	(D)	1	—	—	—	—	—	—	—	1	—
62211	General medical & surgical hospitals	(F)	(D)	(D)	1	—	—	—	—	—	—	—	1	—
623	Nursing & residential care facilities	(E)	(D)	(D)	11	3	4	—	1	1	2	—	—	—
6231	Nursing care facilities	309	1 169	5 221	4	—	1	—	—	1	2	—	—	—
62311	Nursing care facilities	309	1 169	5 221	4	—	1	—	—	1	2	—	—	—
623110	Nursing care facilities	309	1 169	5 221	4	—	1	—	—	1	2	—	—	—
<b>71</b>	<b>Arts, entertainment &amp; recreation</b>	<b>87</b>	<b>258</b>	<b>1 167</b>	<b>8</b>	<b>6</b>	<b>1</b>	<b>—</b>	<b>—</b>	<b>1</b>	<b>—</b>	<b>—</b>	<b>—</b>	<b>—</b>
<b>72</b>	<b>Accommodation &amp; food services</b>	<b>686</b>	<b>1 244</b>	<b>6 217</b>	<b>55</b>	<b>26</b>	<b>5</b>	<b>12</b>	<b>10</b>	<b>2</b>	<b>—</b>	<b>—</b>	<b>—</b>	<b>—</b>
722	Food services & drinking places	600	1 034	5 390	48	23	5	9	9	2	—	—	—	—
7221	Full-service restaurants	(C)	(D)	(D)	19	10	4	2	3	—	—	—	—	—
72211	Full-service restaurants	(C)	(D)	(D)	19	10	4	2	3	—	—	—	—	—
7222	Limited-service eating places	444	753	3 572	25	9	1	7	6	2	—	—	—	—
72221	Limited-service eating places	444	753	3 572	25	9	1	7	6	2	—	—	—	—
722211	Limited-service restaurants	415	712	3 405	22	8	1	5	6	2	—	—	—	—
<b>81</b>	<b>Other services (except public administration)</b>	<b>394</b>	<b>1 133</b>	<b>4 782</b>	<b>120</b>	<b>97</b>	<b>16</b>	<b>4</b>	<b>3</b>	<b>—</b>	<b>—</b>	<b>—</b>	<b>—</b>	<b>—</b>
811	Repair & maintenance	119	448	1 866	37	28	7	2	—	—	—	—	—	—
8111	Automotive repair & maintenance	105	399	1 649	29	21	6	2	—	—	—	—	—	—
813	Religious, grantmaking, civic, prof & like organizations	176	367	1 483	53	45	5	1	2	—	—	—	—	—
8131	Religious organizations	122	242	988	42	35	5	1	1	—	—	—	—	—
81311	Religious organizations	122	242	988	42	35	5	1	1	—	—	—	—	—
813110	Religious organizations	122	242	988	42	35	5	1	1	—	—	—	—	—
<b>95</b>	<b>Auxiliaries (exc corporate, subsidiary &amp; regional mgt)</b>	<b>(E)</b>	<b>(D)</b>	<b>(D)</b>	<b>1</b>	<b>—</b>	<b>—</b>	<b>—</b>	<b>—</b>	<b>—</b>	<b>—</b>	<b>1</b>	<b>—</b>	<b>—</b>
<b>99</b>	<b>Unclassified establishments</b>	<b>7</b>	<b>6</b>	<b>149</b>	<b>9</b>	<b>9</b>	<b>—</b>	<b>—</b>	<b>—</b>	<b>—</b>	<b>—</b>	<b>—</b>	<b>—</b>	<b>—</b>
<b>HANOVER</b>														
	<b>Total</b>	<b>33 178</b>	<b>199 778</b>	<b>872 018</b>	<b>2 629</b>	<b>1 390</b>	<b>538</b>	<b>345</b>	<b>241</b>	<b>85</b>	<b>24</b>	<b>1</b>	<b>3</b>	<b>2</b>
<b>11</b>	<b>Forestry, fishing, hunting, and agriculture support</b>	<b>49</b>	<b>546</b>	<b>1 806</b>	<b>9</b>	<b>5</b>	<b>2</b>	<b>2</b>	<b>—</b>	<b>—</b>	<b>—</b>	<b>—</b>	<b>—</b>	<b>—</b>
<b>21</b>	<b>Mining</b>	<b>(B)</b>	<b>(D)</b>	<b>(D)</b>	<b>2</b>	<b>—</b>	<b>—</b>	<b>—</b>	<b>1</b>	<b>1</b>	<b>—</b>	<b>—</b>	<b>—</b>	<b>—</b>
<b>22</b>	<b>Utilities</b>	<b>101</b>	<b>1 526</b>	<b>5 557</b>	<b>4</b>	<b>1</b>	<b>—</b>	<b>1</b>	<b>1</b>	<b>1</b>	<b>—</b>	<b>—</b>	<b>—</b>	<b>—</b>
221	Utilities	101	1 526	5 557	4	1	—	1	1	1	—	—	—	—
<b>23</b>	<b>Construction</b>	<b>6 147</b>	<b>39 725</b>	<b>186 713</b>	<b>579</b>	<b>302</b>	<b>122</b>	<b>75</b>	<b>55</b>	<b>20</b>	<b>5</b>	<b>—</b>	<b>—</b>	<b>—</b>
233	Building, developing & general contracting	749	4 504	20 779	128	83	28	10	5	2	—	—	—	—
2332	Residential building construction	(E)	(D)	(D)	96	71	21	3	1	—	—	—	—	—
23321	Single-family housing construction	292	1 510	6 764	92	68	21	3	—	—	—	—	—	—
233210	Single-family housing construction	292	1 510	6 764	92	68	21	3	—	—	—	—	—	—
2333	Nonresidential building construction	411	2 868	12 972	30	12	5	7	4	2	—	—	—	—
23332	Commercial & institutional bldg construction	397	2 768	12 497	26	9	4	7	4	2	—	—	—	—
233320	Commercial & institutional bldg construction	397	2 768	12 497	26	9	4	7	4	2	—	—	—	—
234	Heavy construction	989	6 355	31 575	46	16	6	9	11	2	2	—	—	—
2341	Highway, street, bridge & tunnel construction	185	1 024	6 862	17	8	2	3	4	—	—	—	—	—
23411	Highway & street construction	(C)	(D)	(D)	16	8	2	2	4	—	—	—	—	—
2349	Other heavy construction	804	5 331	24 713	29	8	4	6	7	2	2	—	—	—
23491	Water, sewer & pipeline construction	242	1 924	8 113	11	4	2	2	2	—	1	—	—	—
234910	Water, sewer & pipeline construction	242	1 924	8 113	11	4	2	2	2	—	1	—	—	—
23492	Pwr, communication transmsn line construction	307	1 713	7 295	6	2	—	—	2	1	1	—	—	—
234920	Pwr, communication transmsn line construction	307	1 713	7 295	6	2	—	—	2	1	1	—	—	—
23499	All other heavy construction	255	1 694	9 305	12	2	2	4	3	1	—	—	—	—
234990	All other heavy construction	255	1 694	9 305	12	2	2	4	3	1	—	—	—	—

Note: Employment-size classes are indicated as follows: A—0 to 19; B—20 to 99; C—100 to 249; E—250 to 499; F—500 to 2,499; G—1,000 to 2,499; H—2,500 to 4,999; I—5,000 to 9,999; J—10,000 to 24,999; K—25,000 to 49,999; L—50,000 to 99,999; M—100,000 or more.







**Table 6. Counties—Employees, Payroll, and Establishments by Industry: 1999—Con.**

[Excludes most government employees, railroad employees, and self-employed persons. Size class 1 to 4 includes establishments with payroll, but no employees, during mid-March pay period. (D) denotes figures withheld to avoid disclosing data for individual companies; the data are included in broader industry totals. Detailed industries with 100 or more employees are shown if industry was not a (D). For explanation of terms, abbreviations, and data reliability/comparability, see introductory text]

NAICS code	Industry	Number of employees for week including March 12	Payroll (\$1,000)		Total number of establishments	Number of establishments by employment-size class									
			First quarter	Annual		1 to 4	5 to 9	10 to 19	20 to 49	50 to 99	100 to 249	250 to 499	500 to 999	1,000 or more	
<b>HANOVER—Con.</b>															
<b>71</b>	<b>Arts, entertainment &amp; recreation</b> .....	<b>(G)</b>	<b>(D)</b>	<b>(D)</b>	<b>34</b>	<b>21</b>	<b>2</b>	<b>3</b>	<b>3</b>	<b>4</b>	—	—	—	<b>1</b>	
713	Amusement, gambling & recreation industries .....	(G)	(D)	(D)	28	15	2	3	3	4	—	—	—	1	
7131	Amusement parks & arcades .....	(G)	(D)	(D)	3	2	—	—	—	—	—	—	—	1	
71311	Amusement & theme parks .....	(G)	(D)	(D)	2	1	—	—	—	—	—	—	—	1	
7139	Other amusement & recreation industries .....	(E)	(D)	(D)	25	13	2	3	3	4	—	—	—	—	
71394	Fitness & recreational sports centers .....	183	268	1 962	12	6	1	2	1	2	—	—	—	—	
713940	Fitness & recreational sports centers .....	183	268	1 962	12	6	1	2	1	2	—	—	—	—	
<b>72</b>	<b>Accommodation &amp; food services</b> .....	<b>2 266</b>	<b>5 226</b>	<b>22 910</b>	<b>118</b>	<b>30</b>	<b>20</b>	<b>28</b>	<b>29</b>	<b>9</b>	<b>2</b>	—	—	—	
721	Accommodation .....	224	601	2 580	14	3	2	5	4	—	—	—	—	—	
7211	Traveler accommodation .....	(C)	(D)	(D)	12	3	1	4	4	—	—	—	—	—	
72111	Hotels (exc casino hotels) & motels .....	192	525	2 143	11	3	1	3	4	—	—	—	—	—	
721110	Hotels (exc casino hotels) & motels .....	192	525	2 143	11	3	1	3	4	—	—	—	—	—	
722	Food services & drinking places .....	2 042	4 625	20 330	104	27	18	23	25	9	2	—	—	—	
7221	Full-service restaurants .....	937	2 314	10 654	52	15	10	13	8	6	—	—	—	—	
72211	Full-service restaurants .....	937	2 314	10 654	52	15	10	13	8	6	—	—	—	—	
722110	Full-service restaurants .....	937	2 314	10 654	52	15	10	13	8	6	—	—	—	—	
7222	Limited-service eating places .....	919	1 915	7 989	42	7	7	9	15	3	1	—	—	—	
72221	Limited-service eating places .....	919	1 915	7 989	42	7	7	9	15	3	1	—	—	—	
7223	Special food services .....	171	361	1 526	7	4	—	—	2	—	1	—	—	—	
72231	Food service contractors .....	(C)	(D)	(D)	3	1	—	—	1	—	1	—	—	—	
<b>81</b>	<b>Other services (except public administration)</b> .....	<b>1 794</b>	<b>7 754</b>	<b>33 307</b>	<b>300</b>	<b>182</b>	<b>70</b>	<b>31</b>	<b>14</b>	<b>3</b>	—	—	—	—	
811	Repair & maintenance .....	666	3 825	17 207	127	85	26	12	3	1	—	—	—	—	
8111	Automotive repair & maintenance .....	454	2 296	10 469	87	55	21	8	3	—	—	—	—	—	
81111	Automotive mechanical & electrical R&M .....	192	990	4 275	52	37	12	3	—	—	—	—	—	—	
811111	General automotive repair .....	182	937	4 037	49	35	11	3	—	—	—	—	—	—	
81112	Automotive body, paint, interior & glass repair .....	154	980	4 785	26	15	7	3	1	—	—	—	—	—	
811121	Automotive body, paint & interior R&M .....	118	805	3 862	20	12	5	2	1	—	—	—	—	—	
81119	Other automotive R&M .....	108	326	1 409	9	3	2	2	2	—	—	—	—	—	
8113	Commercial equipment (exc auto & elec) R&M .....	127	911	4 044	18	12	3	2	—	1	—	—	—	—	
81131	Commercial equipment (exc auto & elec) R&M .....	127	911	4 044	18	12	3	2	—	1	—	—	—	—	
811310	Commercial equipment (exc auto & elec) R&M .....	127	911	4 044	18	12	3	2	—	1	—	—	—	—	
812	Personal & laundry services .....	440	1 714	6 683	73	44	15	8	5	1	—	—	—	—	
8121	Personal care services .....	199	717	3 074	39	23	9	5	2	—	—	—	—	—	
81211	Hair, nail & skin care services .....	(C)	(D)	(D)	36	22	7	5	2	—	—	—	—	—	
812112	Beauty salons .....	176	675	2 875	30	16	7	5	2	—	—	—	—	—	
8123	Drycleaning & laundry services .....	163	610	2 071	14	6	3	2	2	1	—	—	—	—	
813	Religious, grantmaking, civic, prof & like organizations .....	688	2 215	9 417	100	53	29	11	6	1	—	—	—	—	
8131	Religious organizations .....	516	1 375	5 716	76	37	26	8	5	—	—	—	—	—	
81311	Religious organizations .....	516	1 375	5 716	76	37	26	8	5	—	—	—	—	—	
813110	Religious organizations .....	516	1 375	5 716	76	37	26	8	5	—	—	—	—	—	
8134	Civic & social organizations .....	105	422	1 841	9	5	1	2	—	1	—	—	—	—	
81341	Civic & social organizations .....	105	422	1 841	9	5	1	2	—	1	—	—	—	—	
813410	Civic & social organizations .....	105	422	1 841	9	5	1	2	—	1	—	—	—	—	
<b>95</b>	<b>Auxiliaries (exc corporate, subsidiary &amp; regional mgt)</b> .....	<b>(B)</b>	<b>(D)</b>	<b>(D)</b>	<b>3</b>	<b>1</b>	—	<b>1</b>	<b>1</b>	—	—	—	—	—	
<b>99</b>	<b>Unclassified establishments</b> .....	<b>19</b>	<b>100</b>	<b>545</b>	<b>28</b>	<b>27</b>	<b>1</b>	—	—	—	—	—	—	—	
<b>HENRICO</b>															
	<b>Total</b> .....	<b>143 249</b>	<b>1 181 681</b>	<b>4 805 477</b>	<b>7 197</b>	<b>3 439</b>	<b>1 409</b>	<b>1 018</b>	<b>811</b>	<b>271</b>	<b>186</b>	<b>31</b>	<b>24</b>	<b>8</b>	
<b>11</b>	<b>Forestry, fishing, hunting, and agriculture support</b> .....	<b>(B)</b>	<b>(D)</b>	<b>(D)</b>	<b>6</b>	<b>2</b>	<b>2</b>	<b>1</b>	<b>1</b>	—	—	—	—	—	
<b>21</b>	<b>Mining</b> .....	<b>(B)</b>	<b>(D)</b>	<b>(D)</b>	<b>2</b>	<b>1</b>	—	—	<b>1</b>	—	—	—	—	—	
<b>22</b>	<b>Utilities</b> .....	<b>(G)</b>	<b>(D)</b>	<b>(D)</b>	<b>6</b>	<b>1</b>	<b>1</b>	—	—	<b>2</b>	—	<b>1</b>	<b>1</b>	—	
221	Utilities .....	(G)	(D)	(D)	6	1	1	—	—	2	—	1	1	—	
2211	Elec pwr generation, transmsn & distribution .....	(G)	(D)	(D)	6	1	1	—	—	2	—	1	1	—	
22112	Electric pwr transmsn, control & distribution .....	(G)	(D)	(D)	4	—	1	—	—	1	—	1	1	—	
<b>23</b>	<b>Construction</b> .....	<b>7 939</b>	<b>55 172</b>	<b>253 261</b>	<b>687</b>	<b>414</b>	<b>104</b>	<b>80</b>	<b>62</b>	<b>16</b>	<b>9</b>	—	<b>2</b>	—	
233	Building, developing & general contracting .....	1 444	11 945	52 211	229	162	29	17	16	4	1	—	—	—	
2332	Residential building construction .....	(F)	(D)	(D)	172	127	20	13	10	2	—	—	—	—	
23321	Single-family housing construction .....	891	6 540	28 446	170	125	20	13	10	2	—	—	—	—	
233210	Single-family housing construction .....	891	6 540	28 446	170	125	20	13	10	2	—	—	—	—	
2333	Nonresidential building construction .....	(E)	(D)	(D)	40	22	7	2	6	2	1	—	—	—	
23332	Commercial & institutional bldg construction .....	434	3 640	17 712	37	21	7	2	4	2	1	—	—	—	
233320	Commercial & institutional bldg construction .....	434	3 640	17 712	37	21	7	2	4	2	1	—	—	—	

Note: Employment-size classes are indicated as follows: A—0 to 19; B—20 to 99; C—100 to 249; E—250 to 499; F—500 to 999; G—1,000 to 2,499; H—2,500 to 4,999; I—5,000 to 9,999; J—10,000 to 24,999; K—25,000 to 49,999; L—50,000 to 99,999; M—100,000 or more.



















**Table 6. Counties—Employees, Payroll, and Establishments by Industry: 1999—Con.**

[Excludes most government employees, railroad employees, and self-employed persons. Size class 1 to 4 includes establishments with payroll, but no employees, during mid-March pay period. (D) denotes figures withheld to avoid disclosing data for individual companies; the data are included in broader industry totals. Detailed industries with 100 or more employees are shown if industry was not a (D). For explanation of terms, abbreviations, and data reliability/comparability, see introductory text]

NAICS code	Industry	Number of employees for week including March 12	Payroll (\$1,000)		Total number of establishments	Number of establishments by employment-size class									
			First quarter	Annual		1 to 4	5 to 9	10 to 19	20 to 49	50 to 99	100 to 249	250 to 499	500 to 999	1,000 or more	
	<b>HENRY</b>														
	<b>Total</b> .....	<b>14 945</b>	<b>74 650</b>	<b>332 506</b>	<b>895</b>	<b>499</b>	<b>192</b>	<b>96</b>	<b>60</b>	<b>25</b>	<b>13</b>	<b>6</b>	<b>2</b>	<b>2</b>	
11	<b>Forestry, fishing, hunting, and agriculture support</b> .....	<b>32</b>	<b>143</b>	<b>1 180</b>	<b>10</b>	<b>8</b>	<b>1</b>	<b>1</b>	—	—	—	—	—	—	
21	<b>Mining</b> .....	<b>(B)</b>	<b>(D)</b>	<b>(D)</b>	<b>3</b>	<b>2</b>	—	—	<b>1</b>	—	—	—	—	—	
22	<b>Utilities</b> .....	<b>138</b>	<b>1 242</b>	<b>5 097</b>	<b>7</b>	<b>3</b>	<b>1</b>	<b>1</b>	<b>1</b>	<b>1</b>	—	—	—	—	
221	Utilities .....	138	1 242	5 097	7	3	1	1	1	1	—	—	—	—	
23	<b>Construction</b> .....	<b>688</b>	<b>3 600</b>	<b>18 947</b>	<b>112</b>	<b>76</b>	<b>20</b>	<b>9</b>	<b>5</b>	<b>1</b>	<b>1</b>	—	—	—	
233	Building, developing & general contracting .....	249	1 448	6 886	36	25	6	2	2	1	—	—	—	—	
2332	Residential building construction .....	(C)	(D)	(D)	29	21	6	2	—	—	—	—	—	—	
23321	Single-family housing construction .....	114	448	2 142	28	20	6	2	—	—	—	—	—	—	
233210	Single-family housing construction .....	114	448	2 142	28	20	6	2	—	—	—	—	—	—	
2333	Nonresidential building construction .....	(C)	(D)	(D)	6	3	—	—	2	1	—	—	—	—	
234	Heavy construction .....	127	683	3 698	5	1	2	1	—	—	1	—	—	—	
2349	Other heavy construction .....	(C)	(D)	(D)	3	1	1	—	—	—	1	—	—	—	
23491	Water, sewer & pipeline construction .....	(C)	(D)	(D)	1	—	—	—	—	—	1	—	—	—	
235	Special trade contractors .....	312	1 469	8 363	71	50	12	6	3	—	—	—	—	—	
31-33	<b>Manufacturing</b> .....	<b>7 614</b>	<b>40 425</b>	<b>180 113</b>	<b>67</b>	<b>13</b>	<b>13</b>	<b>10</b>	<b>8</b>	<b>9</b>	<b>5</b>	<b>5</b>	<b>2</b>	<b>2</b>	
313	Textile mills .....	(G)	(D)	(D)	1	—	—	—	—	—	—	—	—	1	
3132	Fabric mills .....	(G)	(D)	(D)	1	—	—	—	—	—	—	—	—	1	
31321	Broadwoven fabric mills .....	(G)	(D)	(D)	1	—	—	—	—	—	—	—	—	1	
315	Apparel manufacturing .....	(F)	(D)	(D)	1	—	—	—	—	—	—	—	1	—	
3152	Cut & sew apparel mfg .....	(F)	(D)	(D)	1	—	—	—	—	—	—	—	1	—	
31522	Men's, boys' cut & sew apparel mfg .....	(F)	(D)	(D)	1	—	—	—	—	—	—	—	1	—	
321	Wood product mfg .....	261	1 239	5 671	9	1	3	2	1	1	1	—	—	—	
3212	Veneer, plywood & engineered wood product mfg .....	(C)	(D)	(D)	2	—	1	—	—	—	1	—	—	—	
32121	Veneer, plywood & engineered wood product mfg .....	(C)	(D)	(D)	2	—	1	—	—	—	1	—	—	—	
322	Paper mfg .....	149	942	4 584	4	—	1	—	2	1	—	—	—	—	
3222	Converted paper product mfg .....	149	942	4 584	4	—	1	—	2	1	—	—	—	—	
32221	Paperboard container mfg .....	(C)	(D)	(D)	3	—	—	—	2	1	—	—	—	—	
323	Printing & related support activities .....	137	903	3 028	7	4	—	1	1	1	—	—	—	—	
3231	Printing & related support activities .....	137	903	3 028	7	4	—	1	1	1	—	—	—	—	
32311	Printing .....	137	903	3 028	7	4	—	1	1	1	—	—	—	—	
323110	Commercial lithographic printing .....	124	843	2 756	4	2	—	—	1	1	—	—	—	—	
325	Chemical mfg .....	204	1 536	7 557	3	—	—	1	—	1	1	—	—	—	
3252	Resin, syn rubber, artf & syn fibers, fil mfg .....	(C)	(D)	(D)	2	—	—	—	—	1	1	—	—	—	
32522	Artificial & synthetic fibers, filaments mfg .....	(C)	(D)	(D)	2	—	—	—	—	1	1	—	—	—	
326	Plastics & rubber products mfg .....	757	5 320	23 240	6	—	1	1	1	1	1	1	—	—	
3261	Plastics product mfg .....	(F)	(D)	(D)	5	—	—	1	1	1	1	1	—	—	
32611	Unsupported plastics film, sheet, & bag mfg .....	(E)	(D)	(D)	1	—	—	—	—	—	—	1	—	—	
32619	Other plastics product mfg .....	(C)	(D)	(D)	2	—	—	—	—	1	1	—	—	—	
327	Nonmetallic mineral product mfg .....	(E)	(D)	(D)	2	—	—	—	—	1	1	—	—	—	
3272	Glass & glass product mfg .....	(E)	(D)	(D)	2	—	—	—	—	1	1	—	—	—	
32721	Glass & glass product mfg .....	(E)	(D)	(D)	2	—	—	—	—	1	1	—	—	—	
332	Fabricated metal product mfg .....	145	890	4 494	12	3	6	2	—	1	—	—	—	—	
334	Computer & electronic product mfg .....	(E)	(D)	(D)	1	—	—	—	—	—	—	1	—	—	
3345	Nav, measuring, medical, control instruments mfg .....	(E)	(D)	(D)	1	—	—	—	—	—	—	1	—	—	
33451	Nav, measuring, medical, control instruments mfg .....	(E)	(D)	(D)	1	—	—	—	—	—	—	1	—	—	
337	Furniture & related product mfg .....	3 403	17 105	75 561	12	2	—	1	2	1	1	3	1	1	
3371	HH & institutional furniture & kitchen cabinet mfg .....	(H)	(D)	(D)	10	1	—	—	2	1	1	3	1	1	
33712	Household & institutional furniture mfg .....	3 381	17 016	75 256	9	—	—	—	2	1	1	3	1	1	
42	<b>Wholesale trade</b> .....	<b>404</b>	<b>2 973</b>	<b>11 354</b>	<b>45</b>	<b>23</b>	<b>12</b>	<b>5</b>	<b>4</b>	<b>1</b>	—	—	—	—	
421	Wholesale trade, durable goods .....	249	1 800	6 206	33	18	8	4	3	—	—	—	—	—	
422	Wholesale trade, nondurable goods .....	155	1 173	5 148	12	5	4	1	1	1	—	—	—	—	

Note: Employment-size classes are indicated as follows: A—0 to 19; B—20 to 99; C—100 to 249; E—250 to 499; F—500 to 999; G—1,000 to 2,499; H—2,500 to 4,999; I—5,000 to 9,999; J—10,000 to 24,999; K—25,000 to 49,999; L—50,000 to 99,999; M—100,000 or more.





**Table 6. Counties—Employees, Payroll, and Establishments by Industry: 1999—Con.**

[Excludes most government employees, railroad employees, and self-employed persons. Size class 1 to 4 includes establishments with payroll, but no employees, during mid-March pay period. (D) denotes figures withheld to avoid disclosing data for individual companies; the data are included in broader industry totals. Detailed industries with 100 or more employees are shown if industry was not a (D). For explanation of terms, abbreviations, and data reliability/comparability, see introductory text]

NAICS code	Industry	Number of employees for week including March 12	Payroll (\$1,000)		Total number of establishments	Number of establishments by employment-size class								
			First quarter	Annual		1 to 4	5 to 9	10 to 19	20 to 49	50 to 99	100 to 249	250 to 499	500 to 999	1,000 or more
<b>HENRY—Con.</b>														
81	<b>Other services (except public administration)</b> .....	465	1 456	5 984	123	99	16	5	3	—	—	—	—	—
811	Repair & maintenance .....	128	689	2 772	41	35	3	2	1	—	—	—	—	—
813	Religious, grantmaking, civic, prof & like organizations .....	273	602	2 505	66	52	11	1	2	—	—	—	—	—
8131	Religious organizations .....	253	532	2 223	58	45	10	1	2	—	—	—	—	—
81311	Religious organizations .....	253	532	2 223	58	45	10	1	2	—	—	—	—	—
813110	Religious organizations .....	253	532	2 223	58	45	10	1	2	—	—	—	—	—
99	<b>Unclassified establishments</b> .....	14	37	658	19	18	1	—	—	—	—	—	—	—
<b>HIGHLAND</b>														
	<b>Total</b> .....	390	1 371	6 450	99	76	16	5	1	1	—	—	—	—
11	<b>Forestry, fishing, hunting, and agriculture support</b> .....	54	159	706	9	5	3	—	1	—	—	—	—	—
21	<b>Mining</b> .....	(A)	(D)	(D)	1	—	1	—	—	—	—	—	—	—
23	<b>Construction</b> .....	(B)	(D)	(D)	12	9	2	1	—	—	—	—	—	—
31-33	<b>Manufacturing</b> .....	(B)	(D)	(D)	4	2	—	2	—	—	—	—	—	—
42	<b>Wholesale trade</b> .....	(A)	(D)	(D)	5	4	1	—	—	—	—	—	—	—
44-45	<b>Retail trade</b> .....	30	69	329	19	19	—	—	—	—	—	—	—	—
48-49	<b>Transportation &amp; warehousing</b> .....	5	30	123	3	3	—	—	—	—	—	—	—	—
51	<b>Information</b> .....	(B)	(D)	(D)	4	1	1	1	—	1	—	—	—	—
52	<b>Finance &amp; insurance</b> .....	21	124	563	5	3	1	1	—	—	—	—	—	—
53	<b>Real estate &amp; rental &amp; leasing</b> .....	(A)	(D)	(D)	1	1	—	—	—	—	—	—	—	—
54	<b>Professional, scientific &amp; technical services</b> .....	(A)	(D)	(D)	6	6	—	—	—	—	—	—	—	—
56	<b>Admin, support, waste mgt, remediation services</b> .....	(A)	(D)	(D)	1	1	—	—	—	—	—	—	—	—
61	<b>Educational services</b> .....	(A)	(D)	(D)	1	1	—	—	—	—	—	—	—	—
62	<b>Health care and social assistance</b> .....	17	64	245	6	5	1	—	—	—	—	—	—	—
72	<b>Accommodation &amp; food services</b> .....	30	49	200	5	1	4	—	—	—	—	—	—	—
81	<b>Other services (except public administration)</b> .....	27	63	293	15	13	2	—	—	—	—	—	—	—
99	<b>Unclassified establishments</b> .....	(A)	(D)	(D)	2	2	—	—	—	—	—	—	—	—
<b>ISLE OF WIGHT</b>														
	<b>Total</b> .....	9 275	63 101	273 768	527	294	102	72	41	9	6	1	—	2
11	<b>Forestry, fishing, hunting, and agriculture support</b> .....	(C)	(D)	(D)	6	4	—	—	1	1	—	—	—	—
113	Forestry and logging .....	(C)	(D)	(D)	5	3	—	—	1	1	—	—	—	—
1133	Logging .....	(C)	(D)	(D)	5	3	—	—	1	1	—	—	—	—
11331	Logging .....	(C)	(D)	(D)	5	3	—	—	1	1	—	—	—	—
21	<b>Mining</b> .....	(B)	(D)	(D)	4	2	—	2	—	—	—	—	—	—
22	<b>Utilities</b> .....	(B)	(D)	(D)	4	3	—	—	1	—	—	—	—	—
23	<b>Construction</b> .....	537	2 454	11 163	90	51	24	13	2	—	—	—	—	—
233	Building, developing & general contracting .....	(C)	(D)	(D)	32	21	7	4	—	—	—	—	—	—
235	Special trade contractors .....	370	1 722	8 187	55	28	17	8	2	—	—	—	—	—
2354	Masonry, drywall, insulation, tile contractors .....	120	541	2 342	6	1	2	1	2	—	—	—	—	—
31-33	<b>Manufacturing</b> .....	4 474	36 058	140 693	20	10	3	1	1	1	1	1	—	2
311	Food mfg .....	(H)	(D)	(D)	5	—	1	—	1	1	—	—	—	2
3116	Animal slaughtering & processing .....	(H)	(D)	(D)	5	—	1	—	1	1	—	—	—	2
31161	Animal slaughtering & processing .....	(H)	(D)	(D)	5	—	1	—	1	1	—	—	—	2
321	Wood product mfg .....	(C)	(D)	(D)	1	—	—	—	—	—	—	1	—	—
3211	Sawmills & wood preservation .....	(C)	(D)	(D)	1	—	—	—	—	—	1	—	—	—
32111	Sawmills & wood preservation .....	(C)	(D)	(D)	1	—	—	—	—	—	1	—	—	—
333	Machinery mfg .....	(E)	(D)	(D)	2	1	—	—	—	—	—	1	—	—
3331	Ag, construction & mining machinery mfg .....	(E)	(D)	(D)	1	—	—	—	—	—	—	1	—	—
33312	Construction machinery mfg .....	(E)	(D)	(D)	1	—	—	—	—	—	—	1	—	—
42	<b>Wholesale trade</b> .....	178	1 196	5 660	21	11	5	2	3	—	—	—	—	—
421	Wholesale trade, durable goods .....	126	804	3 797	14	5	5	2	2	—	—	—	—	—

Note: Employment-size classes are indicated as follows: A—0 to 19; B—20 to 99; C—100 to 249; E—250 to 499; F—500 to 999; G—1,000 to 2,499; H—2,500 to 4,999; I—5,000 to 9,999; J—10,000 to 24,999; K—25,000 to 49,999; L—50,000 to 99,999; M—100,000 or more.

**Table 6. Counties—Employees, Payroll, and Establishments by Industry: 1999—Con.**

[Excludes most government employees, railroad employees, and self-employed persons. Size class 1 to 4 includes establishments with payroll, but no employees, during mid-March pay period. (D) denotes figures withheld to avoid disclosing data for individual companies; the data are included in broader industry totals. Detailed industries with 100 or more employees are shown if industry was not a (D). For explanation of terms, abbreviations, and data reliability/comparability, see introductory text]

NAICS code	Industry	Number of employees for week including March 12	Payroll (\$1,000)		Total number of establishments	Number of establishments by employment-size class								
			First quarter	Annual		1 to 4	5 to 9	10 to 19	20 to 49	50 to 99	100 to 249	250 to 499	500 to 999	1,000 or more
<b>ISLE OF WIGHT—Con.</b>														
<b>44-45</b>	<b>Retail trade</b>	<b>1 096</b>	<b>3 480</b>	<b>14 802</b>	<b>99</b>	<b>42</b>	<b>28</b>	<b>20</b>	<b>5</b>	<b>2</b>	<b>2</b>	—	—	—
444	Bldg material & garden equip & supp dealers	104	433	2 045	13	3	7	2	1	—	—	—	—	—
445	Food & beverage stores	473	1 203	5 015	13	3	4	1	2	1	2	—	—	—
4451	Grocery stores	(E)	(D)	(D)	11	2	3	1	2	1	2	—	—	—
44511	Grocery (except convenience) stores	447	1 122	4 595	8	1	1	1	2	1	2	—	—	—
445110	Grocery (except convenience) stores	447	1 122	4 595	8	1	1	1	2	1	2	—	—	—
447	Gasoline stations	159	421	1 748	18	3	6	9	—	—	—	—	—	—
4471	Gasoline stations	159	421	1 748	18	3	6	9	—	—	—	—	—	—
44711	Gasoline stations with convenience stores	131	349	1 439	15	2	6	7	—	—	—	—	—	—
447110	Gasoline stations with convenience stores	131	349	1 439	15	2	6	7	—	—	—	—	—	—
<b>48-49</b>	<b>Transportation &amp; warehousing</b>	<b>346</b>	<b>3 668</b>	<b>13 907</b>	<b>18</b>	<b>12</b>	<b>2</b>	<b>1</b>	<b>1</b>	<b>1</b>	<b>1</b>	—	—	—
484	Truck transportation	346	3 668	13 907	18	12	2	1	1	1	1	—	—	—
4842	Specialized freight trucking	(E)	(D)	(D)	13	9	1	—	—	1	1	—	—	—
48423	Specialized freight (exc used) trucking, LDist	(E)	(D)	(D)	6	4	—	—	—	1	1	—	—	—
<b>51</b>	<b>Information</b>	<b>62</b>	<b>523</b>	<b>2 470</b>	<b>6</b>	<b>4</b>	—	<b>1</b>	<b>1</b>	—	—	—	—	—
<b>52</b>	<b>Finance &amp; insurance</b>	<b>136</b>	<b>781</b>	<b>2 948</b>	<b>19</b>	<b>11</b>	<b>2</b>	<b>4</b>	<b>2</b>	—	—	—	—	—
522	Credit intermediation & related activities	108	599	2 268	10	3	2	3	2	—	—	—	—	—
5221	Depository credit intermediation	(C)	(D)	(D)	9	2	2	3	2	—	—	—	—	—
<b>53</b>	<b>Real estate &amp; rental &amp; leasing</b>	<b>124</b>	<b>311</b>	<b>1 447</b>	<b>27</b>	<b>21</b>	<b>4</b>	<b>1</b>	<b>1</b>	—	—	—	—	—
531	Real estate	102	262	1 258	22	18	2	1	1	—	—	—	—	—
<b>54</b>	<b>Professional, scientific &amp; technical services</b>	<b>183</b>	<b>1 336</b>	<b>6 320</b>	<b>27</b>	<b>15</b>	<b>9</b>	<b>2</b>	—	<b>1</b>	—	—	—	—
541	Professional, scientific & technical services	183	1 336	6 320	27	15	9	2	—	1	—	—	—	—
<b>55</b>	<b>Management of companies &amp; enterprises</b>	<b>(C)</b>	<b>(D)</b>	<b>(D)</b>	<b>1</b>	—	—	—	—	—	<b>1</b>	—	—	—
551	Management of companies & enterprises	(C)	(D)	(D)	1	—	—	—	—	—	1	—	—	—
5511	Management of companies & enterprises	(C)	(D)	(D)	1	—	—	—	—	—	1	—	—	—
55111	Management of companies & enterprises	(C)	(D)	(D)	1	—	—	—	—	—	1	—	—	—
<b>56</b>	<b>Admin, support, waste mgt, remediation services</b>	<b>139</b>	<b>501</b>	<b>2 390</b>	<b>20</b>	<b>11</b>	<b>3</b>	<b>4</b>	<b>2</b>	—	—	—	—	—
561	Administrative & support services	102	322	1 572	17	10	2	4	1	—	—	—	—	—
<b>61</b>	<b>Educational services</b>	<b>137</b>	<b>482</b>	<b>1 910</b>	<b>7</b>	<b>4</b>	<b>1</b>	—	<b>1</b>	<b>1</b>	—	—	—	—
611	Educational services	137	482	1 910	7	4	1	—	1	1	—	—	—	—
6111	Elementary & secondary schools	(C)	(D)	(D)	3	1	—	—	1	1	—	—	—	—
61111	Elementary & secondary schools	(C)	(D)	(D)	3	1	—	—	1	1	—	—	—	—
<b>62</b>	<b>Health care and social assistance</b>	<b>395</b>	<b>2 085</b>	<b>9 805</b>	<b>29</b>	<b>20</b>	<b>1</b>	<b>1</b>	<b>5</b>	<b>1</b>	<b>1</b>	—	—	—
621	Ambulatory health care services	131	1 201	5 118	13	10	1	1	—	1	—	—	—	—
623	Nursing & residential care facilities	(C)	(D)	(D)	13	8	—	—	4	—	1	—	—	—
6231	Nursing care facilities	109	358	2 143	4	3	—	—	—	—	1	—	—	—
62311	Nursing care facilities	109	358	2 143	4	3	—	—	—	—	1	—	—	—
623110	Nursing care facilities	109	358	2 143	4	3	—	—	—	—	1	—	—	—
<b>71</b>	<b>Arts, entertainment &amp; recreation</b>	<b>86</b>	<b>145</b>	<b>687</b>	<b>6</b>	<b>2</b>	<b>1</b>	<b>1</b>	<b>2</b>	—	—	—	—	—
<b>72</b>	<b>Accommodation &amp; food services</b>	<b>570</b>	<b>1 074</b>	<b>4 962</b>	<b>33</b>	<b>8</b>	<b>4</b>	<b>9</b>	<b>11</b>	<b>1</b>	—	—	—	—
722	Food services & drinking places	549	1 030	4 726	28	5	3	8	11	1	—	—	—	—
7221	Full-service restaurants	256	537	2 379	13	3	1	4	4	1	—	—	—	—
72211	Full-service restaurants	256	537	2 379	13	3	1	4	4	1	—	—	—	—
722110	Full-service restaurants	256	537	2 379	13	3	1	4	4	1	—	—	—	—
7222	Limited-service eating places	(E)	(D)	(D)	13	1	1	4	7	—	—	—	—	—
72221	Limited-service eating places	(E)	(D)	(D)	13	1	1	4	7	—	—	—	—	—
<b>81</b>	<b>Other services (except public administration)</b>	<b>357</b>	<b>1 066</b>	<b>4 876</b>	<b>81</b>	<b>56</b>	<b>15</b>	<b>9</b>	<b>1</b>	—	—	—	—	—
811	Repair & maintenance	130	636	2 840	29	19	6	4	—	—	—	—	—	—
8111	Automotive repair & maintenance	112	557	2 499	22	13	5	4	—	—	—	—	—	—
813	Religious, grantmaking, civic, prof & like organizations	154	242	990	33	23	7	2	1	—	—	—	—	—
8131	Religious organizations	130	199	808	28	19	7	1	1	—	—	—	—	—
81311	Religious organizations	130	199	808	28	19	7	1	1	—	—	—	—	—
813110	Religious organizations	130	199	808	28	19	7	1	1	—	—	—	—	—
<b>95</b>	<b>Auxiliaries (exc corporate, subsidiary &amp; regional mgt)</b>	<b>(B)</b>	<b>(D)</b>	<b>(D)</b>	<b>2</b>	—	—	<b>1</b>	<b>1</b>	—	—	—	—	—
<b>99</b>	<b>Unclassified establishments</b>	<b>(A)</b>	<b>(D)</b>	<b>(D)</b>	<b>7</b>	<b>7</b>	—	—	—	—	—	—	—	—

Note: Employment-size classes are indicated as follows: A—0 to 19; B—20 to 99; C—100 to 249; E—250 to 499; F—500 to 999; G—1,000 to 2,499; H—2,500 to 4,999; I—5,000 to 9,999; J—10,000 to 24,999; K—25,000 to 49,999; L—50,000 to 99,999; M—100,000 or more.

**Table 6. Counties—Employees, Payroll, and Establishments by Industry: 1999—Con.**

[Excludes most government employees, railroad employees, and self-employed persons. Size class 1 to 4 includes establishments with payroll, but no employees, during mid-March pay period. (D) denotes figures withheld to avoid disclosing data for individual companies; the data are included in broader industry totals. Detailed industries with 100 or more employees are shown if industry was not a (D). For explanation of terms, abbreviations, and data reliability/comparability, see introductory text]

NAICS code	Industry	Number of employees for week including March 12	Payroll (\$1,000)		Total number of establishments	Number of establishments by employment-size class									
			First quarter	Annual		1 to 4	5 to 9	10 to 19	20 to 49	50 to 99	100 to 249	250 to 499	500 to 999	1,000 or more	
<b>JAMES CITY</b>															
	<b>Total .....</b>	<b>11 642</b>	<b>59 491</b>	<b>275 286</b>	<b>1 015</b>	<b>566</b>	<b>207</b>	<b>123</b>	<b>77</b>	<b>25</b>	<b>14</b>	<b>2</b>	<b>1</b>	<b>-</b>	
11	<b>Forestry, fishing, hunting, and agriculture support .....</b>	(B)	(D)	(D)	3	1	1	-	1	-	-	-	-	-	
22	<b>Utilities .....</b>	(A)	(D)	(D)	1	-	1	-	-	-	-	-	-	-	
23	<b>Construction .....</b>	<b>1 245</b>	<b>9 166</b>	<b>42 346</b>	<b>185</b>	<b>127</b>	<b>33</b>	<b>16</b>	<b>5</b>	<b>2</b>	<b>2</b>	<b>-</b>	<b>-</b>	<b>-</b>	
233	Building, developing & general contracting .....	681	5 280	24 909	72	50	13	4	2	1	2	-	-	-	
2331	Land subdivision & land development .....	(C)	(D)	(D)	4	3	-	-	-	-	1	-	-	-	
23311	Land subdivision & land development .....	(C)	(D)	(D)	4	3	-	-	-	-	1	-	-	-	
2332	Residential building construction .....	(E)	(D)	(D)	62	44	12	4	1	-	1	-	-	-	
23321	Single-family housing construction .....	228	1 289	5 596	57	41	11	4	1	-	-	-	-	-	
233210	Single-family housing construction .....	228	1 289	5 596	57	41	11	4	1	-	-	-	-	-	
23322	Multifamily housing construction .....	(C)	(D)	(D)	5	3	1	-	-	-	1	-	-	-	
2333	Nonresidential building construction .....	117	1 370	5 526	6	3	1	-	1	1	-	-	-	-	
23332	Commercial & institutional bldg construction ..	117	1 370	5 526	6	3	1	-	1	1	-	-	-	-	
233320	Commercial & institutional bldg construction ..	117	1 370	5 526	6	3	1	-	1	1	-	-	-	-	
234	Heavy construction .....	149	1 940	8 255	10	3	3	2	1	1	-	-	-	-	
2341	Highway, street, bridge & tunnel construction ...	107	1 538	6 315	4	1	-	1	1	1	-	-	-	-	
235	Special trade contractors .....	415	1 946	9 182	103	74	17	10	2	-	-	-	-	-	
31-33	<b>Manufacturing .....</b>	<b>1 238</b>	<b>10 490</b>	<b>44 555</b>	<b>30</b>	<b>14</b>	<b>2</b>	<b>2</b>	<b>3</b>	<b>5</b>	<b>4</b>	<b>-</b>	<b>-</b>	<b>-</b>	
313	Textile mills .....	(C)	(D)	(D)	1	-	-	-	-	-	1	-	-	-	
3131	Fiber, yarn & thread mills .....	(C)	(D)	(D)	1	-	-	-	-	-	1	-	-	-	
31311	Fiber, yarn & thread mills .....	(C)	(D)	(D)	1	-	-	-	-	-	1	-	-	-	
327	Nonmetallic mineral product mfg .....	(E)	(D)	(D)	3	1	-	-	-	1	1	-	-	-	
3272	Glass & glass product mfg .....	(C)	(D)	(D)	1	-	-	-	-	-	1	-	-	-	
32721	Glass & glass product mfg .....	(C)	(D)	(D)	1	-	-	-	-	-	1	-	-	-	
332	Fabricated metal product mfg .....	502	4 740	20 697	5	-	-	-	2	1	2	-	-	-	
3323	Architectural & structural metals mfg .....	(C)	(D)	(D)	2	-	-	-	1	1	-	-	-	-	
3324	Boiler, tank & shipping container mfg .....	(C)	(D)	(D)	1	-	-	-	-	-	1	-	-	-	
33243	Light gauge metal container mfg .....	(C)	(D)	(D)	1	-	-	-	-	-	1	-	-	-	
3328	Coating, engrave, heat treating & oth activity ...	(C)	(D)	(D)	1	-	-	-	-	-	1	-	-	-	
33281	Coating, engrave, heat treating & oth activity ...	(C)	(D)	(D)	1	-	-	-	-	-	1	-	-	-	
42	<b>Wholesale trade .....</b>	<b>97</b>	<b>806</b>	<b>3 094</b>	<b>31</b>	<b>25</b>	<b>3</b>	<b>3</b>	<b>-</b>	<b>-</b>	<b>-</b>	<b>-</b>	<b>-</b>	<b>-</b>	
44-45	<b>Retail trade .....</b>	<b>2 103</b>	<b>7 575</b>	<b>35 109</b>	<b>185</b>	<b>59</b>	<b>76</b>	<b>29</b>	<b>14</b>	<b>5</b>	<b>2</b>	<b>-</b>	<b>-</b>	<b>-</b>	
442	Furniture & home furnishing stores .....	181	783	3 480	23	8	10	3	2	-	-	-	-	-	
4422	Home furnishings stores .....	127	353	1 615	17	5	10	1	1	-	-	-	-	-	
44229	Other home furnishings stores .....	112	260	1 176	13	3	8	1	1	-	-	-	-	-	
442299	All other home furnishings stores .....	112	260	1 176	13	3	8	1	1	-	-	-	-	-	
444	Bldg material & garden equip & supp dealers .....	163	838	3 687	11	4	2	1	4	-	-	-	-	-	
4441	Building material & supplies dealers .....	(C)	(D)	(D)	8	2	1	1	4	-	-	-	-	-	
445	Food & beverage stores .....	601	1 612	6 971	17	4	6	2	-	3	2	-	-	-	
4451	Grocery stores .....	576	1 566	6 783	13	3	3	2	-	3	2	-	-	-	
44511	Grocery (except convenience) stores .....	533	1 445	6 248	8	2	1	-	-	3	2	-	-	-	
445110	Grocery (except convenience) stores .....	533	1 445	6 248	8	2	1	-	-	3	2	-	-	-	
447	Gasoline stations .....	130	442	1 935	20	7	8	5	-	-	-	-	-	-	
4471	Gasoline stations .....	130	442	1 935	20	7	8	5	-	-	-	-	-	-	
44711	Gasoline stations with convenience stores ...	114	379	1 654	15	3	8	4	-	-	-	-	-	-	
447110	Gasoline stations with convenience stores ...	114	379	1 654	15	3	8	4	-	-	-	-	-	-	
448	Clothing & clothing accessories stores .....	491	1 581	7 068	55	11	29	11	4	-	-	-	-	-	
4481	Clothing stores .....	372	1 131	5 258	40	7	20	10	3	-	-	-	-	-	
44814	Family clothing stores .....	158	435	2 167	11	-	5	4	2	-	-	-	-	-	
448140	Family clothing stores .....	158	435	2 167	11	-	5	4	2	-	-	-	-	-	
452	General merchandise stores .....	111	381	1 830	5	2	1	1	-	1	-	-	-	-	
453	Miscellaneous store retailers .....	189	768	4 257	27	15	7	4	-	1	-	-	-	-	
4532	Office supplies, stationery & gift stores .....	(C)	(D)	(D)	12	4	3	4	-	1	-	-	-	-	
45322	Gift, novelty & souvenir stores .....	138	528	3 240	11	3	3	4	-	1	-	-	-	-	
453220	Gift, novelty & souvenir stores .....	138	528	3 240	11	3	3	4	-	1	-	-	-	-	
48-49	<b>Transportation &amp; warehousing .....</b>	<b>82</b>	<b>258</b>	<b>1 251</b>	<b>15</b>	<b>9</b>	<b>4</b>	<b>1</b>	<b>1</b>	<b>-</b>	<b>-</b>	<b>-</b>	<b>-</b>	<b>-</b>	
51	<b>Information .....</b>	<b>74</b>	<b>444</b>	<b>1 775</b>	<b>9</b>	<b>4</b>	<b>2</b>	<b>2</b>	<b>1</b>	<b>-</b>	<b>-</b>	<b>-</b>	<b>-</b>	<b>-</b>	
52	<b>Finance &amp; insurance .....</b>	<b>180</b>	<b>1 390</b>	<b>5 833</b>	<b>44</b>	<b>29</b>	<b>10</b>	<b>5</b>	<b>-</b>	<b>-</b>	<b>-</b>	<b>-</b>	<b>-</b>	<b>-</b>	
53	<b>Real estate &amp; rental &amp; leasing .....</b>	<b>261</b>	<b>2 087</b>	<b>8 448</b>	<b>55</b>	<b>40</b>	<b>7</b>	<b>5</b>	<b>3</b>	<b>-</b>	<b>-</b>	<b>-</b>	<b>-</b>	<b>-</b>	
531	Real estate .....	184	1 863	7 404	44	34	5	3	2	-	-	-	-	-	

Note: Employment-size classes are indicated as follows: A—0 to 19; B—20 to 99; C—100 to 249; E—250 to 499; F—500 to 999; G—1,000 to 2,499; H—2,500 to 4,999; I—5,000 to 9,999; J—10,000 to 24,999; K—25,000 to 49,999; L—50,000 to 99,999; M—100,000 or more.

**Table 6. Counties—Employees, Payroll, and Establishments by Industry: 1999—Con.**

[Excludes most government employees, railroad employees, and self-employed persons. Size class 1 to 4 includes establishments with payroll, but no employees, during mid-March pay period. (D) denotes figures withheld to avoid disclosing data for individual companies; the data are included in broader industry totals. Detailed industries with 100 or more employees are shown if industry was not a (D). For explanation of terms, abbreviations, and data reliability/comparability, see introductory text]

NAICS code	Industry	Number of employees for week including March 12	Payroll (\$1,000)		Total number of establishments	Number of establishments by employment-size class								
			First quarter	Annual		1 to 4	5 to 9	10 to 19	20 to 49	50 to 99	100 to 249	250 to 499	500 to 999	1,000 or more
<b>JAMES CITY—Con.</b>														
<b>54</b>	<b>Professional, scientific &amp; technical services</b>	<b>791</b>	<b>5 649</b>	<b>27 294</b>	<b>121</b>	<b>79</b>	<b>17</b>	<b>14</b>	<b>8</b>	<b>3</b>	—	—	—	—
541	Professional, scientific & technical services	791	5 649	27 294	121	79	17	14	8	3	—	—	—	—
5412	Accounting, tax prep, bookkeep, payroll services	143	399	1 762	11	7	1	—	2	1	—	—	—	—
54121	Accounting, tax prep, bookkeep, payroll services	143	399	1 762	11	7	1	—	2	1	—	—	—	—
5413	Architectural, engineering & related services	197	1 951	8 862	24	15	3	4	1	1	—	—	—	—
54133	Engineering services	114	1 137	5 369	13	8	2	2	—	1	—	—	—	—
541330	Engineering services	114	1 137	5 369	13	8	2	2	—	1	—	—	—	—
5416	Management, sci & tech consulting services	138	914	5 588	34	28	2	1	3	—	—	—	—	—
5419	Oth professional, scientific, technical services	104	432	2 302	14	5	4	4	1	—	—	—	—	—
<b>55</b>	<b>Management of companies &amp; enterprises</b>	<b>197</b>	<b>1 127</b>	<b>5 333</b>	<b>6</b>	<b>1</b>	—	<b>1</b>	<b>3</b>	<b>1</b>	—	—	—	—
551	Management of companies & enterprises	197	1 127	5 333	6	1	—	1	3	1	—	—	—	—
5511	Management of companies & enterprises	197	1 127	5 333	6	1	—	1	3	1	—	—	—	—
55111	Management of companies & enterprises	197	1 127	5 333	6	1	—	1	3	1	—	—	—	—
551114	Corp, subsidiary & regional managing offices	197	1 127	5 333	6	1	—	1	3	1	—	—	—	—
<b>56</b>	<b>Admin, support, waste mgt, remediation services</b>	<b>1 153</b>	<b>5 025</b>	<b>24 462</b>	<b>60</b>	<b>36</b>	<b>7</b>	<b>7</b>	<b>4</b>	<b>3</b>	<b>2</b>	<b>1</b>	—	—
561	Administrative & support services	1 126	4 912	23 976	55	33	7	5	4	3	2	1	—	—
5611	Office administrative services	(C)	(D)	(D)	3	1	—	1	—	—	—	1	—	—
56111	Office administrative services	(C)	(D)	(D)	3	1	—	1	—	—	—	1	—	—
5613	Employment services	405	2 422	10 612	6	2	—	1	—	2	—	1	—	—
56132	Temporary help services	(E)	(D)	(D)	2	1	—	—	—	—	—	1	—	—
5617	Services to buildings & dwellings	227	806	4 457	30	19	5	3	2	1	—	—	—	—
56172	Janitorial services	128	462	2 684	8	4	—	1	2	1	—	—	—	—
561720	Janitorial services	128	462	2 684	8	4	—	1	2	1	—	—	—	—
5619	Other support services	214	994	5 091	5	2	1	—	1	—	1	—	—	—
56199	All other support services	(C)	(D)	(D)	4	2	1	—	—	—	1	—	—	—
<b>61</b>	<b>Educational services</b>	<b>51</b>	<b>104</b>	<b>477</b>	<b>7</b>	<b>4</b>	<b>2</b>	—	<b>1</b>	—	—	—	—	—
<b>62</b>	<b>Health care and social assistance</b>	<b>815</b>	<b>3 801</b>	<b>17 310</b>	<b>71</b>	<b>41</b>	<b>12</b>	<b>9</b>	<b>8</b>	—	—	<b>1</b>	—	—
621	Ambulatory health care services	308	2 354	11 068	48	29	9	7	3	—	—	—	—	—
6212	Offices of dentists	110	695	3 305	14	7	2	4	1	—	—	—	—	—
62121	Offices of dentists	110	695	3 305	14	7	2	4	1	—	—	—	—	—
621210	Offices of dentists	110	695	3 305	14	7	2	4	1	—	—	—	—	—
623	Nursing & residential care facilities	(E)	(D)	(D)	2	1	—	—	—	—	—	1	—	—
6233	Community care facilities for the elderly	(E)	(D)	(D)	1	—	—	—	—	—	—	1	—	—
62331	Community care facilities for the elderly	(E)	(D)	(D)	1	—	—	—	—	—	—	1	—	—
624	Social assistance	(C)	(D)	(D)	21	11	3	2	5	—	—	—	—	—
6244	Child day care services	137	319	1 172	12	4	3	1	4	—	—	—	—	—
62441	Child day care services	137	319	1 172	12	4	3	1	4	—	—	—	—	—
624410	Child day care services	137	319	1 172	12	4	3	1	4	—	—	—	—	—
<b>71</b>	<b>Arts, entertainment &amp; recreation</b>	<b>222</b>	<b>601</b>	<b>4 713</b>	<b>16</b>	<b>10</b>	—	—	<b>6</b>	—	—	—	—	—
713	Amusement, gambling & recreation industries	(C)	(D)	(D)	12	6	—	—	6	—	—	—	—	—
7139	Other amusement & recreation industries	(C)	(D)	(D)	10	6	—	—	4	—	—	—	—	—
<b>72</b>	<b>Accommodation &amp; food services</b>	<b>2 635</b>	<b>8 563</b>	<b>42 701</b>	<b>87</b>	<b>27</b>	<b>12</b>	<b>20</b>	<b>18</b>	<b>5</b>	<b>4</b>	—	<b>1</b>	—
721	Accommodation	1 500	5 906	28 083	27	9	3	9	2	—	3	—	1	—
7211	Traveler accommodation	(G)	(D)	(D)	19	6	1	6	2	—	3	—	1	—
72111	Hotels (exc casino hotels) & motels	1 449	5 701	27 045	18	5	1	6	2	—	3	—	1	—
721110	Hotels (exc casino hotels) & motels	1 449	5 701	27 045	18	5	1	6	2	—	3	—	1	—
722	Food services & drinking places	1 135	2 657	14 618	60	18	9	11	16	5	1	—	—	—
7221	Full-service restaurants	510	1 326	7 359	26	7	3	8	5	2	1	—	—	—
72211	Full-service restaurants	510	1 326	7 359	26	7	3	8	5	2	1	—	—	—
722110	Full-service restaurants	510	1 326	7 359	26	7	3	8	5	2	1	—	—	—
7222	Limited-service eating places	574	1 251	6 826	28	8	6	1	10	3	—	—	—	—
72221	Limited-service eating places	574	1 251	6 826	28	8	6	1	10	3	—	—	—	—
722211	Limited-service restaurants	537	1 171	6 368	23	5	5	1	9	3	—	—	—	—
<b>81</b>	<b>Other services (except public administration)</b>	<b>459</b>	<b>2 155</b>	<b>9 415</b>	<b>84</b>	<b>55</b>	<b>18</b>	<b>9</b>	<b>1</b>	<b>1</b>	—	—	—	—
811	Repair & maintenance	172	1 070	4 670	21	15	2	3	—	1	—	—	—	—
812	Personal & laundry services	129	477	2 239	29	21	3	4	1	—	—	—	—	—
813	Religious, grantmaking, civic, prof & like organizations	158	608	2 506	34	19	13	2	—	—	—	—	—	—
8131	Religious organizations	107	336	1 334	21	10	10	1	—	—	—	—	—	—
81311	Religious organizations	107	336	1 334	21	10	10	1	—	—	—	—	—	—
813110	Religious organizations	107	336	1 334	21	10	10	1	—	—	—	—	—	—
<b>95</b>	<b>Auxiliaries (exc corporate, subsidiary &amp; regional mgt)</b>	<b>(A)</b>	<b>(D)</b>	<b>(D)</b>	<b>1</b>	<b>1</b>	—	—	—	—	—	—	—	—
<b>99</b>	<b>Unclassified establishments</b>	<b>(A)</b>	<b>(D)</b>	<b>(D)</b>	<b>4</b>	<b>4</b>	—	—	—	—	—	—	—	—

Note: Employment-size classes are indicated as follows: A—0 to 19; B—20 to 99; C—100 to 249; E—250 to 499; F—500 to 999; G—1,000 to 2,499; H—2,500 to 4,999; I—5,000 to 9,999; J—10,000 to 24,999; K—25,000 to 49,999; L—50,000 to 99,999; M—100,000 or more.

**Table 6. Counties—Employees, Payroll, and Establishments by Industry: 1999—Con.**

[Excludes most government employees, railroad employees, and self-employed persons. Size class 1 to 4 includes establishments with payroll, but no employees, during mid-March pay period. (D) denotes figures withheld to avoid disclosing data for individual companies; the data are included in broader industry totals. Detailed industries with 100 or more employees are shown if industry was not a (D). For explanation of terms, abbreviations, and data reliability/comparability, see introductory text]

NAICS code	Industry	Number of employees for week including March 12	Payroll (\$1,000)		Total number of establishments	Number of establishments by employment-size class									
			First quarter	Annual		1 to 4	5 to 9	10 to 19	20 to 49	50 to 99	100 to 249	250 to 499	500 to 999	1,000 or more	
<b>KING AND QUEEN</b>															
	<b>Total</b> .....	<b>569</b>	<b>2 400</b>	<b>10 784</b>	<b>99</b>	<b>65</b>	<b>15</b>	<b>15</b>	<b>3</b>	<b>1</b>	—	—	—	—	
11	Forestry, fishing, hunting, and agriculture support .....	64	344	1 617	14	8	5	1	—	—	—	—	—	—	
21	Mining .....	(B)	(D)	(D)	1	—	—	—	1	—	—	—	—	—	
23	Construction .....	121	387	1 657	17	10	3	3	—	1	—	—	—	—	
31-33	Manufacturing .....	126	472	2 196	11	5	1	3	2	—	—	—	—	—	
42	Wholesale trade .....	(A)	(D)	(D)	1	—	—	1	—	—	—	—	—	—	
44-45	Retail trade .....	39	110	466	7	5	—	2	—	—	—	—	—	—	
48-49	Transportation & warehousing .....	27	139	647	9	8	—	1	—	—	—	—	—	—	
52	Finance & insurance .....	(A)	(D)	(D)	2	1	1	—	—	—	—	—	—	—	
53	Real estate & rental & leasing .....	(A)	(D)	(D)	1	—	—	1	—	—	—	—	—	—	
54	Professional, scientific & technical services .....	23	119	585	5	4	—	1	—	—	—	—	—	—	
56	Admin, support, waste mgt, remediation services .....	(A)	(D)	(D)	2	1	—	1	—	—	—	—	—	—	
62	Health care and social assistance .....	25	78	483	6	3	3	—	—	—	—	—	—	—	
71	Arts, entertainment & recreation .....	(A)	(D)	(D)	2	2	—	—	—	—	—	—	—	—	
72	Accommodation & food services .....	(A)	(D)	(D)	2	1	—	1	—	—	—	—	—	—	
81	Other services (except public administration) .....	38	106	430	17	15	2	—	—	—	—	—	—	—	
99	Unclassified establishments .....	(A)	(D)	(D)	2	2	—	—	—	—	—	—	—	—	
<b>KING GEORGE</b>															
	<b>Total</b> .....	<b>4 081</b>	<b>30 023</b>	<b>134 642</b>	<b>376</b>	<b>227</b>	<b>71</b>	<b>41</b>	<b>18</b>	<b>9</b>	<b>9</b>	<b>1</b>	—	—	
11	Forestry, fishing, hunting, and agriculture support .....	(B)	(D)	(D)	3	—	1	2	—	—	—	—	—	—	
22	Utilities .....	(A)	(D)	(D)	2	2	—	—	—	—	—	—	—	—	
23	Construction .....	218	1 045	5 048	73	59	10	4	—	—	—	—	—	—	
235	Special trade contractors .....	149	715	3 446	44	33	9	2	—	—	—	—	—	—	
31-33	Manufacturing .....	285	1 642	6 500	10	4	4	—	—	1	1	—	—	—	
311	Food mfg .....	(C)	(D)	(D)	2	—	1	—	—	—	1	—	—	—	
3116	Animal slaughtering & processing .....	(C)	(D)	(D)	1	—	—	—	—	—	1	—	—	—	
31161	Animal slaughtering & processing .....	(C)	(D)	(D)	1	—	—	—	—	—	1	—	—	—	
42	Wholesale trade .....	57	369	1 559	6	3	1	—	2	—	—	—	—	—	
44-45	Retail trade .....	405	1 475	6 211	50	27	10	9	3	1	—	—	—	—	
445	Food & beverage stores .....	118	382	1 709	7	4	—	1	1	1	—	—	—	—	
4451	Grocery stores .....	(C)	(D)	(D)	6	3	—	1	1	1	—	—	—	—	
44511	Grocery (except convenience) stores .....	(C)	(D)	(D)	4	1	—	1	1	1	—	—	—	—	
447	Gasoline stations .....	141	388	1 603	14	6	3	3	2	—	—	—	—	—	
4471	Gasoline stations .....	141	388	1 603	14	6	3	3	2	—	—	—	—	—	
44711	Gasoline stations with convenience stores .....	128	348	1 457	10	3	2	3	2	—	—	—	—	—	
447110	Gasoline stations with convenience stores .....	128	348	1 457	10	3	2	3	2	—	—	—	—	—	
48-49	Transportation & warehousing .....	88	427	1 819	14	10	1	1	2	—	—	—	—	—	
51	Information .....	149	578	5 106	4	1	—	2	—	—	1	—	—	—	
511	Publishing industries .....	(C)	(D)	(D)	2	—	—	1	—	—	1	—	—	—	
5112	Software publishers .....	(C)	(D)	(D)	1	—	—	—	—	—	1	—	—	—	
51121	Software publishers .....	(C)	(D)	(D)	1	—	—	—	—	—	1	—	—	—	
52	Finance & insurance .....	100	580	2 096	10	6	1	1	1	1	—	—	—	—	
53	Real estate & rental & leasing .....	20	76	324	9	8	1	—	—	—	—	—	—	—	
54	Professional, scientific & technical services .....	1 779	19 317	82 084	76	31	18	13	4	4	5	1	—	—	
541	Professional, scientific & technical services .....	1 779	19 317	82 084	76	31	18	13	4	4	5	1	—	—	
5413	Architectural, engineering & related services .....	803	8 772	37 914	28	7	10	6	—	3	1	1	—	—	
54133	Engineering services .....	790	8 731	37 742	24	5	8	6	—	3	1	1	—	—	
541330	Engineering services .....	790	8 731	37 742	24	5	8	6	—	3	1	1	—	—	
5415	Computer systems design & related services .....	629	7 376	30 011	26	11	4	4	4	1	2	—	—	—	
54151	Computer systems design & related services .....	629	7 376	30 011	26	11	4	4	4	1	2	—	—	—	
541512	Computer systems design services .....	493	5 880	23 135	13	5	1	3	1	1	2	—	—	—	
5417	Scientific R&D services .....	302	2 944	13 219	6	1	1	2	—	—	2	—	—	—	
54171	R&D in physical, engineering & life sciences .....	302	2 944	13 219	6	1	1	2	—	—	2	—	—	—	
541710	R&D in physical, engineering & life sciences .....	302	2 944	13 219	6	1	1	2	—	—	2	—	—	—	
56	Admin, support, waste mgt, remediation services .....	343	2 322	9 820	18	9	2	2	2	2	1	—	—	—	
561	Administrative & support services .....	(C)	(D)	(D)	14	9	2	—	1	2	—	—	—	—	
562	Waste management & remediation services .....	(C)	(D)	(D)	4	—	—	2	1	—	1	—	—	—	
5621	Waste collection .....	(C)	(D)	(D)	2	—	—	1	—	—	1	—	—	—	
56211	Waste collection .....	(C)	(D)	(D)	2	—	—	1	—	—	1	—	—	—	
61	Educational services .....	(A)	(D)	(D)	1	1	—	—	—	—	—	—	—	—	

Note: Employment-size classes are indicated as follows: A—0 to 19; B—20 to 99; C—100 to 249; E—250 to 499; F—500 to 999; G—1,000 to 2,499; H—2,500 to 4,999; I—5,000 to 9,999; J—10,000 to 24,999; K—25,000 to 49,999; L—50,000 to 99,999; M—100,000 or more.

**Table 6. Counties—Employees, Payroll, and Establishments by Industry: 1999—Con.**

[Excludes most government employees, railroad employees, and self-employed persons. Size class 1 to 4 includes establishments with payroll, but no employees, during mid-March pay period. (D) denotes figures withheld to avoid disclosing data for individual companies; the data are included in broader industry totals. Detailed industries with 100 or more employees are shown if industry was not a (D). For explanation of terms, abbreviations, and data reliability/comparability, see introductory text]

NAICS code	Industry	Number of employees for week including March 12	Payroll (\$1,000)		Total number of establishments	Number of establishments by employment-size class								
			First quarter	Annual		1 to 4	5 to 9	10 to 19	20 to 49	50 to 99	100 to 249	250 to 499	500 to 999	1,000 or more
<b>KING GEORGE—Con.</b>														
<b>62</b>	<b>Health care and social assistance . . . . .</b>	<b>237</b>	<b>973</b>	<b>4 682</b>	<b>21</b>	<b>10</b>	<b>6</b>	<b>4</b>	—	—	<b>1</b>	—	—	—
623	Nursing & residential care facilities . . . . . (C)	(D)	(D)	(D)	1	—	—	—	—	—	1	—	—	—
6231	Nursing care facilities . . . . . (C)	(D)	(D)	(D)	1	—	—	—	—	—	1	—	—	—
62311	Nursing care facilities . . . . . (C)	(D)	(D)	(D)	1	—	—	—	—	—	1	—	—	—
<b>71</b>	<b>Arts, entertainment &amp; recreation . . . . .</b>	<b>(A)</b>	<b>(D)</b>	<b>(D)</b>	<b>5</b>	<b>5</b>	—	—	—	—	—	—	—	—
<b>72</b>	<b>Accommodation &amp; food services . . . . .</b>	<b>196</b>	<b>445</b>	<b>2 039</b>	<b>21</b>	<b>11</b>	<b>4</b>	<b>2</b>	<b>4</b>	—	—	—	—	—
722	Food services & drinking places . . . . . (C)	(D)	(D)	(D)	19	10	4	2	3	—	—	—	—	—
7222	Limited-service eating places . . . . .	102	190	930	9	5	2	—	2	—	—	—	—	—
72221	Limited-service eating places . . . . .	102	190	930	9	5	2	—	2	—	—	—	—	—
<b>81</b>	<b>Other services (except public administration) . . . . .</b>	<b>155</b>	<b>566</b>	<b>2 483</b>	<b>47</b>	<b>34</b>	<b>12</b>	<b>1</b>	—	—	—	—	—	—
<b>99</b>	<b>Unclassified establishments . . . . .</b>	<b>4</b>	<b>17</b>	<b>116</b>	<b>6</b>	<b>6</b>	—	—	—	—	—	—	—	—
<b>KING WILLIAM</b>														
	<b>Total . . . . .</b>	<b>3 329</b>	<b>25 703</b>	<b>107 574</b>	<b>305</b>	<b>172</b>	<b>68</b>	<b>29</b>	<b>28</b>	<b>6</b>	<b>1</b>	—	<b>1</b>	—
<b>11</b>	<b>Forestry, fishing, hunting, and agriculture support . . . . .</b>	<b>109</b>	<b>917</b>	<b>3 529</b>	<b>7</b>	<b>3</b>	<b>1</b>	—	<b>3</b>	—	—	—	—	—
113	Forestry and logging . . . . . (C)	(D)	(D)	(D)	6	3	—	—	3	—	—	—	—	—
<b>21</b>	<b>Mining . . . . .</b>	<b>(C)</b>	<b>(D)</b>	<b>(D)</b>	<b>4</b>	—	<b>2</b>	<b>1</b>	—	—	<b>1</b>	—	—	—
212	Mining (except oil & gas) . . . . . (C)	(D)	(D)	(D)	4	—	2	1	—	—	1	—	—	—
2123	Nonmetallic mineral mining & quarrying . . . . . (C)	(D)	(D)	(D)	4	—	2	1	—	—	1	—	—	—
21232	Sand, gravel, clay, refractory minerals mining . . . . . (C)	(D)	(D)	(D)	3	—	2	—	—	—	1	—	—	—
<b>23</b>	<b>Construction . . . . .</b>	<b>230</b>	<b>1 203</b>	<b>5 564</b>	<b>42</b>	<b>32</b>	<b>7</b>	<b>1</b>	<b>1</b>	<b>1</b>	—	—	—	—
<b>31-33</b>	<b>Manufacturing . . . . .</b>	<b>1 148</b>	<b>13 053</b>	<b>55 818</b>	<b>17</b>	<b>5</b>	<b>5</b>	<b>2</b>	<b>2</b>	<b>2</b>	—	—	<b>1</b>	—
321	Wood product mfg . . . . .	155	791	3 549	7	1	3	—	2	1	—	—	—	—
322	Paper mfg . . . . . (F)	(D)	(D)	(D)	3	1	1	—	—	—	—	—	1	—
3221	Pulp, paper & paperboard mills . . . . . (F)	(D)	(D)	(D)	1	—	—	—	—	—	—	—	1	—
32213	Paperboard mills . . . . . (F)	(D)	(D)	(D)	1	—	—	—	—	—	—	—	1	—
<b>42</b>	<b>Wholesale trade . . . . .</b>	<b>109</b>	<b>1 426</b>	<b>5 207</b>	<b>8</b>	<b>3</b>	<b>2</b>	<b>1</b>	<b>2</b>	—	—	—	—	—
<b>44-45</b>	<b>Retail trade . . . . .</b>	<b>497</b>	<b>2 051</b>	<b>9 134</b>	<b>58</b>	<b>22</b>	<b>19</b>	<b>11</b>	<b>5</b>	<b>1</b>	—	—	—	—
441	Motor vehicle & parts dealers . . . . .	103	508	2 230	11	5	2	2	2	—	—	—	—	—
447	Gasoline stations . . . . .	113	387	1 606	13	3	7	2	1	—	—	—	—	—
4471	Gasoline stations . . . . .	113	387	1 606	13	3	7	2	1	—	—	—	—	—
<b>48-49</b>	<b>Transportation &amp; warehousing . . . . .</b>	<b>180</b>	<b>1 076</b>	<b>4 227</b>	<b>22</b>	<b>16</b>	<b>1</b>	<b>2</b>	<b>2</b>	<b>1</b>	—	—	—	—
488	Transportation support activities . . . . . (C)	(D)	(D)	(D)	3	—	—	1	1	1	—	—	—	—
<b>51</b>	<b>Information . . . . .</b>	<b>(B)</b>	<b>(D)</b>	<b>(D)</b>	<b>3</b>	<b>1</b>	<b>1</b>	—	<b>1</b>	—	—	—	—	—
<b>52</b>	<b>Finance &amp; insurance . . . . .</b>	<b>130</b>	<b>1 015</b>	<b>4 129</b>	<b>14</b>	<b>5</b>	<b>5</b>	<b>1</b>	<b>3</b>	—	—	—	—	—
522	Credit intermediation & related activities . . . . .	112	893	3 484	8	1	3	1	3	—	—	—	—	—
5221	Depository credit intermediation . . . . .	112	893	3 484	8	1	3	1	3	—	—	—	—	—
<b>53</b>	<b>Real estate &amp; rental &amp; leasing . . . . .</b>	<b>7</b>	<b>87</b>	<b>364</b>	<b>5</b>	<b>5</b>	—	—	—	—	—	—	—	—
<b>54</b>	<b>Professional, scientific &amp; technical services . . . . .</b>	<b>100</b>	<b>403</b>	<b>1 571</b>	<b>23</b>	<b>16</b>	<b>5</b>	<b>1</b>	<b>1</b>	—	—	—	—	—
541	Professional, scientific & technical services . . . . .	100	403	1 571	23	16	5	1	1	—	—	—	—	—
<b>55</b>	<b>Management of companies &amp; enterprises . . . . .</b>	<b>(B)</b>	<b>(D)</b>	<b>(D)</b>	<b>4</b>	<b>1</b>	<b>1</b>	<b>1</b>	<b>1</b>	—	—	—	—	—
<b>56</b>	<b>Admin, support, waste mgt, remediation services . . . . .</b>	<b>30</b>	<b>140</b>	<b>650</b>	<b>9</b>	<b>7</b>	<b>1</b>	<b>1</b>	—	—	—	—	—	—
<b>61</b>	<b>Educational services . . . . .</b>	<b>(B)</b>	<b>(D)</b>	<b>(D)</b>	<b>2</b>	<b>1</b>	—	—	<b>1</b>	—	—	—	—	—
<b>62</b>	<b>Health care and social assistance . . . . .</b>	<b>230</b>	<b>951</b>	<b>4 009</b>	<b>21</b>	<b>9</b>	<b>5</b>	<b>4</b>	<b>2</b>	<b>1</b>	—	—	—	—
<b>71</b>	<b>Arts, entertainment &amp; recreation . . . . .</b>	<b>11</b>	<b>29</b>	<b>145</b>	<b>6</b>	<b>5</b>	<b>1</b>	—	—	—	—	—	—	—
<b>72</b>	<b>Accommodation &amp; food services . . . . .</b>	<b>150</b>	<b>258</b>	<b>1 106</b>	<b>13</b>	<b>6</b>	<b>1</b>	<b>2</b>	<b>4</b>	—	—	—	—	—
722	Food services & drinking places . . . . .	150	258	1 106	13	6	1	2	4	—	—	—	—	—
<b>81</b>	<b>Other services (except public administration) . . . . .</b>	<b>140</b>	<b>470</b>	<b>2 142</b>	<b>45</b>	<b>33</b>	<b>11</b>	<b>1</b>	—	—	—	—	—	—
<b>99</b>	<b>Unclassified establishments . . . . .</b>	<b>(A)</b>	<b>(D)</b>	<b>(D)</b>	<b>2</b>	<b>2</b>	—	—	—	—	—	—	—	—

Note: Employment-size classes are indicated as follows: A—0 to 19; B—20 to 99; C—100 to 249; E—250 to 499; F—500 to 999; G—1,000 to 2,499; H—2,500 to 4,999; I—5,000 to 9,999; J—10,000 to 24,999; K—25,000 to 49,999; L—50,000 to 99,999; M—100,000 or more.

**Table 6. Counties—Employees, Payroll, and Establishments by Industry: 1999—Con.**

[Excludes most government employees, railroad employees, and self-employed persons. Size class 1 to 4 includes establishments with payroll, but no employees, during mid-March pay period. (D) denotes figures withheld to avoid disclosing data for individual companies; the data are included in broader industry totals. Detailed industries with 100 or more employees are shown if industry was not a (D). For explanation of terms, abbreviations, and data reliability/comparability, see introductory text]

NAICS code	Industry	Number of employees for week including March 12	Payroll (\$1,000)		Total number of establishments	Number of establishments by employment-size class								
			First quarter	Annual		1 to 4	5 to 9	10 to 19	20 to 49	50 to 99	100 to 249	250 to 499	500 to 999	1,000 or more
<b>LANCASTER</b>														
	<b>Total</b> .....	<b>3 799</b>	<b>18 001</b>	<b>85 063</b>	<b>492</b>	<b>298</b>	<b>109</b>	<b>58</b>	<b>18</b>	<b>5</b>	<b>2</b>	<b>2</b>	-	-
<b>11</b>	<b>Forestry, fishing, hunting, and agriculture support</b> .....	(A)	(D)	(D)	9	9	-	-	-	-	-	-	-	-
<b>21</b>	<b>Mining</b> .....	(A)	(D)	(D)	1	1	-	-	-	-	-	-	-	-
<b>22</b>	<b>Utilities</b> .....	(A)	(D)	(D)	1	1	-	-	-	-	-	-	-	-
<b>23</b>	<b>Construction</b> .....	<b>238</b>	<b>1 228</b>	<b>6 035</b>	<b>63</b>	<b>42</b>	<b>16</b>	<b>5</b>	-	-	-	-	-	-
235	Special trade contractors .....	120	513	2 513	30	19	9	2	-	-	-	-	-	-
<b>31-33</b>	<b>Manufacturing</b> .....	<b>135</b>	<b>498</b>	<b>2 509</b>	<b>17</b>	<b>6</b>	<b>6</b>	<b>4</b>	<b>1</b>	-	-	-	-	-
<b>42</b>	<b>Wholesale trade</b> .....	<b>146</b>	<b>713</b>	<b>3 530</b>	<b>24</b>	<b>16</b>	<b>2</b>	<b>5</b>	<b>1</b>	-	-	-	-	-
<b>44-45</b>	<b>Retail trade</b> .....	<b>666</b>	<b>2 703</b>	<b>11 703</b>	<b>87</b>	<b>39</b>	<b>32</b>	<b>11</b>	<b>2</b>	<b>3</b>	-	-	-	-
445	Food & beverage stores .....	217	734	3 323	10	5	2	-	-	3	-	-	-	-
4451	Grocery stores .....	201	694	3 151	6	2	1	-	-	3	-	-	-	-
44511	Grocery (except convenience) stores .....	201	694	3 151	6	2	1	-	-	3	-	-	-	-
445110	Grocery (except convenience) stores .....	201	694	3 151	6	2	1	-	-	3	-	-	-	-
<b>48-49</b>	<b>Transportation &amp; warehousing</b> .....	<b>32</b>	<b>157</b>	<b>946</b>	<b>11</b>	<b>9</b>	<b>2</b>	-	-	-	-	-	-	-
<b>51</b>	<b>Information</b> .....	<b>74</b>	<b>257</b>	<b>1 256</b>	<b>8</b>	<b>3</b>	<b>2</b>	<b>2</b>	<b>1</b>	-	-	-	-	-
<b>52</b>	<b>Finance &amp; insurance</b> .....	<b>231</b>	<b>1 628</b>	<b>6 463</b>	<b>25</b>	<b>12</b>	<b>7</b>	<b>2</b>	<b>3</b>	<b>1</b>	-	-	-	-
522	Credit intermediation & related activities .....	158	966	3 877	15	6	5	1	2	1	-	-	-	-
5221	Depository credit intermediation .....	158	966	3 877	15	6	5	1	2	1	-	-	-	-
52211	Commercial banking .....	158	966	3 877	15	6	5	1	2	1	-	-	-	-
522110	Commercial banking .....	158	966	3 877	15	6	5	1	2	1	-	-	-	-
<b>53</b>	<b>Real estate &amp; rental &amp; leasing</b> .....	<b>26</b>	<b>184</b>	<b>745</b>	<b>12</b>	<b>11</b>	<b>1</b>	-	-	-	-	-	-	-
<b>54</b>	<b>Professional, scientific &amp; technical services</b> .....	<b>130</b>	<b>992</b>	<b>4 760</b>	<b>47</b>	<b>39</b>	<b>4</b>	<b>4</b>	-	-	-	-	-	-
541	Professional, scientific & technical services .....	130	992	4 760	47	39	4	4	-	-	-	-	-	-
<b>55</b>	<b>Management of companies &amp; enterprises</b> .....	(B)	(D)	(D)	3	-	2	-	1	-	-	-	-	-
<b>56</b>	<b>Admin, support, waste mgmt, remediation services</b> .....	<b>124</b>	<b>458</b>	<b>2 536</b>	<b>24</b>	<b>17</b>	<b>2</b>	<b>4</b>	<b>1</b>	-	-	-	-	-
561	Administrative & support services .....	(C)	(D)	(D)	22	17	1	3	1	-	-	-	-	-
<b>61</b>	<b>Educational services</b> .....	(B)	(D)	(D)	2	1	-	-	1	-	-	-	-	-
<b>62</b>	<b>Health care and social assistance</b> .....	<b>964</b>	<b>6 110</b>	<b>27 428</b>	<b>43</b>	<b>18</b>	<b>15</b>	<b>5</b>	<b>2</b>	-	<b>2</b>	<b>1</b>	-	-
621	Ambulatory health care services .....	229	2 447	11 332	34	15	13	4	2	-	-	-	-	-
6211	Offices of physicians .....	102	1 247	6 316	15	6	6	2	1	-	-	-	-	-
62111	Offices of physicians .....	102	1 247	6 316	15	6	6	2	1	-	-	-	-	-
621111	Offices of physicians (exc mental health) .....	102	1 247	6 316	15	6	6	2	1	-	-	-	-	-
622	Hospitals .....	(E)	(D)	(D)	1	-	-	-	-	-	-	1	-	-
6221	General medical & surgical hospitals .....	(E)	(D)	(D)	1	-	-	-	-	-	-	1	-	-
62211	General medical & surgical hospitals .....	(E)	(D)	(D)	1	-	-	-	-	-	-	1	-	-
623	Nursing & residential care facilities .....	(E)	(D)	(D)	4	1	1	-	-	-	2	-	-	-
6231	Nursing care facilities .....	(C)	(D)	(D)	1	-	-	-	-	-	1	-	-	-
62311	Nursing care facilities .....	(C)	(D)	(D)	1	-	-	-	-	-	1	-	-	-
6233	Community care facilities for the elderly .....	(C)	(D)	(D)	3	1	1	-	-	-	1	-	-	-
62331	Community care facilities for the elderly .....	(C)	(D)	(D)	3	1	1	-	-	-	1	-	-	-
<b>71</b>	<b>Arts, entertainment &amp; recreation</b> .....	<b>92</b>	<b>132</b>	<b>838</b>	<b>9</b>	<b>4</b>	<b>2</b>	<b>2</b>	<b>1</b>	-	-	-	-	-
<b>72</b>	<b>Accommodation &amp; food services</b> .....	<b>590</b>	<b>1 191</b>	<b>7 637</b>	<b>32</b>	<b>15</b>	<b>3</b>	<b>8</b>	<b>4</b>	<b>1</b>	-	<b>1</b>	-	-
721	Accommodation .....	(E)	(D)	(D)	6	3	2	-	-	-	-	1	-	-
7211	Traveler accommodation .....	(E)	(D)	(D)	5	2	2	-	-	-	-	1	-	-
72111	Hotels (exc casino hotels) & motels .....	(E)	(D)	(D)	3	1	1	-	-	-	-	1	-	-
722	Food services & drinking places .....	(E)	(D)	(D)	26	12	1	8	4	1	-	-	-	-
7221	Full-service restaurants .....	167	354	1 455	15	5	1	7	2	-	-	-	-	-
72211	Full-service restaurants .....	167	354	1 455	15	5	1	7	2	-	-	-	-	-
722110	Full-service restaurants .....	167	354	1 455	15	5	1	7	2	-	-	-	-	-
7222	Limited-service eating places .....	(C)	(D)	(D)	10	7	-	-	2	1	-	-	-	-
72221	Limited-service eating places .....	(C)	(D)	(D)	10	7	-	-	2	1	-	-	-	-
<b>81</b>	<b>Other services (except public administration)</b> .....	<b>238</b>	<b>778</b>	<b>3 518</b>	<b>69</b>	<b>50</b>	<b>13</b>	<b>6</b>	-	-	-	-	-	-
813	Religious, grantmaking, civic, prof & like organizations .....	111	210	869	35	28	5	2	-	-	-	-	-	-
8131	Religious organizations .....	108	205	827	30	23	5	2	-	-	-	-	-	-
81311	Religious organizations .....	108	205	827	30	23	5	2	-	-	-	-	-	-
813110	Religious organizations .....	108	205	827	30	23	5	2	-	-	-	-	-	-
<b>99</b>	<b>Unclassified establishments</b> .....	(A)	(D)	(D)	5	5	-	-	-	-	-	-	-	-

Note: Employment-size classes are indicated as follows: A—0 to 19; B—20 to 99; C—100 to 249; E—250 to 499; F—500 to 999; G—1,000 to 2,499; H—2,500 to 4,999; I—5,000 to 9,999; J—10,000 to 24,999; K—25,000 to 49,999; L—50,000 to 99,999; M—100,000 or more.

**Table 6. Counties—Employees, Payroll, and Establishments by Industry: 1999—Con.**

[Excludes most government employees, railroad employees, and self-employed persons. Size class 1 to 4 includes establishments with payroll, but no employees, during mid-March pay period. (D) denotes figures withheld to avoid disclosing data for individual companies; the data are included in broader industry totals. Detailed industries with 100 or more employees are shown if industry was not a (D). For explanation of terms, abbreviations, and data reliability/comparability, see introductory text]

NAICS code	Industry	Number of employees for week including March 12	Payroll (\$1,000)		Total number of establishments	Number of establishments by employment-size class									
			First quarter	Annual		1 to 4	5 to 9	10 to 19	20 to 49	50 to 99	100 to 249	250 to 499	500 to 999	1,000 or more	
<b>LEE</b>	<b>Total</b> .....	<b>3 572</b>	<b>16 850</b>	<b>74 512</b>	<b>360</b>	<b>209</b>	<b>77</b>	<b>41</b>	<b>21</b>	<b>7</b>	<b>4</b>	<b>-</b>	<b>1</b>	<b>-</b>	
<b>11</b>	<b>Forestry, fishing, hunting, and agriculture support</b> .....	<b>40</b>	<b>156</b>	<b>690</b>	<b>9</b>	<b>5</b>	<b>3</b>	<b>1</b>	<b>-</b>	<b>-</b>	<b>-</b>	<b>-</b>	<b>-</b>	<b>-</b>	
<b>21</b>	<b>Mining</b> .....	<b>231</b>	<b>2 453</b>	<b>10 640</b>	<b>8</b>	<b>2</b>	<b>2</b>	<b>1</b>	<b>1</b>	<b>1</b>	<b>1</b>	<b>-</b>	<b>-</b>	<b>-</b>	
212	Mining (except oil & gas) .....	156	1 808	8 028	5	1	2	1	-	-	1	-	-	-	
2121	Coal mining .....	(C)	(D)	(D)	2	1	-	-	-	-	1	-	-	-	
21211	Coal mining .....	(C)	(D)	(D)	2	1	-	-	-	-	1	-	-	-	
<b>22</b>	<b>Utilities</b> .....	<b>(B)</b>	<b>(D)</b>	<b>(D)</b>	<b>3</b>	<b>1</b>	<b>1</b>	<b>-</b>	<b>1</b>	<b>-</b>	<b>-</b>	<b>-</b>	<b>-</b>	<b>-</b>	
<b>23</b>	<b>Construction</b> .....	<b>380</b>	<b>1 460</b>	<b>6 688</b>	<b>34</b>	<b>20</b>	<b>7</b>	<b>2</b>	<b>3</b>	<b>1</b>	<b>1</b>	<b>-</b>	<b>-</b>	<b>-</b>	
234	Heavy construction .....	164	624	3 312	8	5	-	-	2	1	-	-	-	-	
2341	Highway, street, bridge & tunnel construction ...	(C)	(D)	(D)	3	1	-	-	1	1	-	-	-	-	
235	Special trade contractors .....	(C)	(D)	(D)	11	6	2	2	-	-	1	-	-	-	
2354	Masonry, drywall, insulation, tile contractors ....	(C)	(D)	(D)	1	-	-	-	-	-	1	-	-	-	
23542	Drywall, acoustical & insulation contractors ...	(C)	(D)	(D)	1	-	-	-	-	-	1	-	-	-	
<b>31-33</b>	<b>Manufacturing</b> .....	<b>510</b>	<b>1 988</b>	<b>9 230</b>	<b>14</b>	<b>2</b>	<b>5</b>	<b>2</b>	<b>1</b>	<b>2</b>	<b>2</b>	<b>-</b>	<b>-</b>	<b>-</b>	
326	Plastics & rubber products mfg .....	(C)	(D)	(D)	1	-	-	-	-	-	1	-	-	-	
3261	Plastics product mfg .....	(C)	(D)	(D)	1	-	-	-	-	-	1	-	-	-	
32619	Other plastics product mfg .....	(C)	(D)	(D)	1	-	-	-	-	-	1	-	-	-	
339	Miscellaneous mfg .....	(C)	(D)	(D)	4	1	1	-	-	1	1	-	-	-	
3391	Medical equipment & supplies mfg .....	(C)	(D)	(D)	3	1	-	-	-	1	1	-	-	-	
33911	Medical equipment & supplies mfg .....	(C)	(D)	(D)	3	1	-	-	-	1	1	-	-	-	
<b>42</b>	<b>Wholesale trade</b> .....	<b>123</b>	<b>488</b>	<b>2 045</b>	<b>17</b>	<b>8</b>	<b>4</b>	<b>4</b>	<b>1</b>	<b>-</b>	<b>-</b>	<b>-</b>	<b>-</b>	<b>-</b>	
<b>44-45</b>	<b>Retail trade</b> .....	<b>611</b>	<b>1 991</b>	<b>8 360</b>	<b>86</b>	<b>49</b>	<b>22</b>	<b>9</b>	<b>4</b>	<b>2</b>	<b>-</b>	<b>-</b>	<b>-</b>	<b>-</b>	
445	Food & beverage stores .....	267	646	2 837	20	8	4	4	3	1	-	-	-	-	
4451	Grocery stores .....	(E)	(D)	(D)	18	7	3	4	3	1	-	-	-	-	
44511	Grocery (except convenience) stores .....	207	500	2 169	12	4	1	4	2	1	-	-	-	-	
445110	Grocery (except convenience) stores .....	207	500	2 169	12	4	1	4	2	1	-	-	-	-	
<b>48-49</b>	<b>Transportation &amp; warehousing</b> .....	<b>66</b>	<b>283</b>	<b>1 222</b>	<b>23</b>	<b>20</b>	<b>-</b>	<b>3</b>	<b>-</b>	<b>-</b>	<b>-</b>	<b>-</b>	<b>-</b>	<b>-</b>	
<b>51</b>	<b>Information</b> .....	<b>48</b>	<b>433</b>	<b>1 822</b>	<b>5</b>	<b>2</b>	<b>1</b>	<b>2</b>	<b>-</b>	<b>-</b>	<b>-</b>	<b>-</b>	<b>-</b>	<b>-</b>	
<b>52</b>	<b>Finance &amp; insurance</b> .....	<b>193</b>	<b>1 054</b>	<b>4 537</b>	<b>21</b>	<b>13</b>	<b>4</b>	<b>1</b>	<b>3</b>	<b>-</b>	<b>-</b>	<b>-</b>	<b>-</b>	<b>-</b>	
522	Credit intermediation & related activities .....	177	960	4 189	14	6	4	1	3	-	-	-	-	-	
5221	Depository credit intermediation .....	(C)	(D)	(D)	13	5	4	1	3	-	-	-	-	-	
52211	Commercial banking .....	(C)	(D)	(D)	12	5	3	1	3	-	-	-	-	-	
<b>53</b>	<b>Real estate &amp; rental &amp; leasing</b> .....	<b>26</b>	<b>109</b>	<b>612</b>	<b>9</b>	<b>7</b>	<b>1</b>	<b>1</b>	<b>-</b>	<b>-</b>	<b>-</b>	<b>-</b>	<b>-</b>	<b>-</b>	
<b>54</b>	<b>Professional, scientific &amp; technical services</b> .....	<b>43</b>	<b>154</b>	<b>703</b>	<b>18</b>	<b>15</b>	<b>3</b>	<b>-</b>	<b>-</b>	<b>-</b>	<b>-</b>	<b>-</b>	<b>-</b>	<b>-</b>	
<b>55</b>	<b>Management of companies &amp; enterprises</b> .....	<b>(B)</b>	<b>(D)</b>	<b>(D)</b>	<b>1</b>	<b>-</b>	<b>-</b>	<b>-</b>	<b>1</b>	<b>-</b>	<b>-</b>	<b>-</b>	<b>-</b>	<b>-</b>	
<b>56</b>	<b>Admin, support, waste mgt, remediation services</b> .....	<b>31</b>	<b>80</b>	<b>704</b>	<b>7</b>	<b>5</b>	<b>1</b>	<b>1</b>	<b>-</b>	<b>-</b>	<b>-</b>	<b>-</b>	<b>-</b>	<b>-</b>	
<b>61</b>	<b>Educational services</b> .....	<b>(A)</b>	<b>(D)</b>	<b>(D)</b>	<b>1</b>	<b>1</b>	<b>-</b>	<b>-</b>	<b>-</b>	<b>-</b>	<b>-</b>	<b>-</b>	<b>-</b>	<b>-</b>	
<b>62</b>	<b>Health care and social assistance</b> .....	<b>857</b>	<b>4 792</b>	<b>21 168</b>	<b>38</b>	<b>15</b>	<b>10</b>	<b>7</b>	<b>4</b>	<b>1</b>	<b>-</b>	<b>-</b>	<b>1</b>	<b>-</b>	
621	Ambulatory health care services .....	200	1 329	6 117	25	9	9	5	2	-	-	-	-	-	
622	Hospitals .....	(F)	(D)	(D)	1	-	-	-	-	-	-	-	1	-	
6221	General medical & surgical hospitals .....	(F)	(D)	(D)	1	-	-	-	-	-	-	-	1	-	
62211	General medical & surgical hospitals .....	(F)	(D)	(D)	1	-	-	-	-	-	-	-	1	-	
623	Nursing & residential care facilities .....	(C)	(D)	(D)	6	2	-	1	2	1	-	-	-	-	
<b>71</b>	<b>Arts, entertainment &amp; recreation</b> .....	<b>18</b>	<b>64</b>	<b>288</b>	<b>4</b>	<b>2</b>	<b>1</b>	<b>1</b>	<b>-</b>	<b>-</b>	<b>-</b>	<b>-</b>	<b>-</b>	<b>-</b>	
<b>72</b>	<b>Accommodation &amp; food services</b> .....	<b>201</b>	<b>340</b>	<b>1 519</b>	<b>14</b>	<b>3</b>	<b>3</b>	<b>6</b>	<b>2</b>	<b>-</b>	<b>-</b>	<b>-</b>	<b>-</b>	<b>-</b>	
722	Food services & drinking places .....	(C)	(D)	(D)	12	3	1	6	2	-	-	-	-	-	
7222	Limited-service eating places .....	149	258	1 160	7	-	1	4	2	-	-	-	-	-	
72221	Limited-service eating places .....	149	258	1 160	7	-	1	4	2	-	-	-	-	-	
722211	Limited-service restaurants .....	149	258	1 160	7	-	1	4	2	-	-	-	-	-	
<b>81</b>	<b>Other services (except public administration)</b> .....	<b>133</b>	<b>389</b>	<b>1 592</b>	<b>44</b>	<b>35</b>	<b>9</b>	<b>-</b>	<b>-</b>	<b>-</b>	<b>-</b>	<b>-</b>	<b>-</b>	<b>-</b>	
<b>99</b>	<b>Unclassified establishments</b> .....	<b>3</b>	<b>5</b>	<b>25</b>	<b>4</b>	<b>4</b>	<b>-</b>	<b>-</b>	<b>-</b>	<b>-</b>	<b>-</b>	<b>-</b>	<b>-</b>	<b>-</b>	

Note: Employment-size classes are indicated as follows: A—0 to 19; B—20 to 99; C—100 to 249; E—250 to 499; F—500 to 999; G—1,000 to 2,499; H—2,500 to 4,999; I—5,000 to 9,999; J—10,000 to 24,999; K—25,000 to 49,999; L—50,000 to 99,999; M—100,000 or more.















**Table 6. Counties—Employees, Payroll, and Establishments by Industry: 1999—Con.**

[Excludes most government employees, railroad employees, and self-employed persons. Size class 1 to 4 includes establishments with payroll, but no employees, during mid-March pay period. (D) denotes figures withheld to avoid disclosing data for individual companies; the data are included in broader industry totals. Detailed industries with 100 or more employees are shown if industry was not a (D). For explanation of terms, abbreviations, and data reliability/comparability, see introductory text]

NAICS code	Industry	Number of employees for week including March 12	Payroll (\$1,000)		Total number of establishments	Number of establishments by employment-size class									
			First quarter	Annual		1 to 4	5 to 9	10 to 19	20 to 49	50 to 99	100 to 249	250 to 499	500 to 999	1,000 or more	
<b>LOUISA—Con.</b>															
53	<b>Real estate &amp; rental &amp; leasing</b> .....	112	419	2 065	13	11	1	—	—	1	—	—	—	—	
531	Real estate .....	(C)	(D)	(D)	10	8	1	—	—	1	—	—	—	—	
54	<b>Professional, scientific &amp; technical services</b> .....	177	1 640	8 356	38	31	4	2	—	1	—	—	—	—	
541	Professional, scientific & technical services .....	177	1 640	8 356	38	31	4	2	—	1	—	—	—	—	
55	<b>Management of companies &amp; enterprises</b> .....	(A)	(D)	(D)	1	1	—	—	—	—	—	—	—	—	
56	<b>Admin, support, waste mgt, remediation services</b> .....	(C)	(D)	(D)	24	15	7	1	1	—	—	—	—	—	
561	Administrative & support services .....	(C)	(D)	(D)	23	14	7	1	1	—	—	—	—	—	
5617	Services to buildings & dwellings .....	(C)	(D)	(D)	21	12	7	1	1	—	—	—	—	—	
61	<b>Educational services</b> .....	(A)	(D)	(D)	2	2	—	—	—	—	—	—	—	—	
62	<b>Health care and social assistance</b> .....	217	820	3 808	19	9	3	5	1	1	—	—	—	—	
623	Nursing & residential care facilities .....	(C)	(D)	(D)	5	3	—	1	—	1	—	—	—	—	
71	<b>Arts, entertainment &amp; recreation</b> .....	(A)	(D)	(D)	2	1	—	1	—	—	—	—	—	—	
72	<b>Accommodation &amp; food services</b> .....	282	623	2 977	20	5	3	6	6	—	—	—	—	—	
722	Food services & drinking places .....	245	477	2 231	17	5	2	5	5	—	—	—	—	—	
7222	Limited-service eating places .....	159	300	1 486	7	1	1	1	4	—	—	—	—	—	
72221	Limited-service eating places .....	159	300	1 486	7	1	1	1	4	—	—	—	—	—	
81	<b>Other services (except public administration)</b> .....	177	593	2 637	63	51	10	1	1	—	—	—	—	—	
99	<b>Unclassified establishments</b> .....	(A)	(D)	(D)	9	9	—	—	—	—	—	—	—	—	
<b>LUNENBURG</b>															
	<b>Total</b> .....	1 862	7 786	37 027	203	121	38	25	13	4	1	1	—	—	
11	<b>Forestry, fishing, hunting, and agriculture support</b> .....	57	136	527	9	7	—	1	1	—	—	—	—	—	
23	<b>Construction</b> .....	230	1 300	6 829	26	16	5	3	1	—	1	—	—	—	
233	Building, developing & general contracting .....	(C)	(D)	(D)	6	4	1	—	—	—	1	—	—	—	
2333	Nonresidential building construction .....	(C)	(D)	(D)	1	—	—	—	—	—	1	—	—	—	
23332	Commercial & institutional bldg construction ..	(C)	(D)	(D)	1	—	—	—	—	—	1	—	—	—	
31-33	<b>Manufacturing</b> .....	709	3 252	14 745	17	3	1	5	4	3	—	1	—	—	
321	Wood product mfg .....	151	633	2 987	5	1	—	2	1	1	—	—	—	—	
326	Plastics & rubber products mfg .....	(E)	(D)	(D)	1	—	—	—	—	—	—	1	—	—	
3261	Plastics product mfg .....	(E)	(D)	(D)	1	—	—	—	—	—	—	1	—	—	
32619	Other plastics product mfg .....	(E)	(D)	(D)	1	—	—	—	—	—	—	1	—	—	
42	<b>Wholesale trade</b> .....	78	432	3 018	10	5	4	—	1	—	—	—	—	—	
44-45	<b>Retail trade</b> .....	355	988	4 371	57	31	15	9	2	—	—	—	—	—	
447	Gasoline stations .....	120	242	1 086	12	4	4	2	2	—	—	—	—	—	
4471	Gasoline stations .....	120	242	1 086	12	4	4	2	2	—	—	—	—	—	
44711	Gasoline stations with convenience stores ...	(C)	(D)	(D)	10	3	3	2	2	—	—	—	—	—	
48-49	<b>Transportation &amp; warehousing</b> .....	(B)	(D)	(D)	3	2	—	—	1	—	—	—	—	—	
52	<b>Finance &amp; insurance</b> .....	77	459	1 845	9	4	3	1	1	—	—	—	—	—	
53	<b>Real estate &amp; rental &amp; leasing</b> .....	(A)	(D)	(D)	3	3	—	—	—	—	—	—	—	—	
54	<b>Professional, scientific &amp; technical services</b> .....	(B)	(D)	(D)	8	5	3	—	—	—	—	—	—	—	
55	<b>Management of companies &amp; enterprises</b> .....	(A)	(D)	(D)	1	1	—	—	—	—	—	—	—	—	
56	<b>Admin, support, waste mgt, remediation services</b> .....	66	218	935	9	3	2	3	1	—	—	—	—	—	
62	<b>Health care and social assistance</b> .....	102	415	2 046	7	4	—	2	—	1	—	—	—	—	
71	<b>Arts, entertainment &amp; recreation</b> .....	(A)	(D)	(D)	3	3	—	—	—	—	—	—	—	—	
72	<b>Accommodation &amp; food services</b> .....	38	48	280	9	5	3	1	—	—	—	—	—	—	
81	<b>Other services (except public administration)</b> .....	87	238	998	31	28	2	—	1	—	—	—	—	—	
99	<b>Unclassified establishments</b> .....	(A)	(D)	(D)	1	1	—	—	—	—	—	—	—	—	

Note: Employment-size classes are indicated as follows: A—0 to 19; B—20 to 99; C—100 to 249; E—250 to 499; F—500 to 999; G—1,000 to 2,499; H—2,500 to 4,999; I—5,000 to 9,999; J—10,000 to 24,999; K—25,000 to 49,999; L—50,000 to 99,999; M—100,000 or more.

**Table 6. Counties—Employees, Payroll, and Establishments by Industry: 1999—Con.**

[Excludes most government employees, railroad employees, and self-employed persons. Size class 1 to 4 includes establishments with payroll, but no employees, during mid-March pay period. (D) denotes figures withheld to avoid disclosing data for individual companies; the data are included in broader industry totals. Detailed industries with 100 or more employees are shown if industry was not a (D). For explanation of terms, abbreviations, and data reliability/comparability, see introductory text]

NAICS code	Industry	Number of employees for week including March 12	Payroll (\$1,000)		Total number of establishments	Number of establishments by employment-size class								
			First quarter	Annual		1 to 4	5 to 9	10 to 19	20 to 49	50 to 99	100 to 249	250 to 499	500 to 999	1,000 or more
<b>MADISON</b>														
	<b>Total</b> .....	<b>2 280</b>	<b>9 688</b>	<b>43 492</b>	<b>258</b>	<b>172</b>	<b>45</b>	<b>23</b>	<b>12</b>	<b>3</b>	<b>—</b>	<b>3</b>	<b>—</b>	<b>—</b>
11	Forestry, fishing, hunting, and agriculture support .....	(B)	(D)	(D)	9	6	3	—	—	—	—	—	—	—
22	Utilities .....	(A)	(D)	(D)	1	—	—	1	—	—	—	—	—	—
23	Construction .....	169	753	3 465	56	43	9	4	—	—	—	—	—	—
31-33	Manufacturing .....	522	2 403	10 710	16	9	1	—	3	2	—	1	—	—
315	Apparel manufacturing .....	(E)	(D)	(D)	1	—	—	—	—	—	—	1	—	—
3152	Cut & sew apparel mfg .....	(E)	(D)	(D)	1	—	—	—	—	—	—	1	—	—
31521	Cut & sew apparel contractors .....	(E)	(D)	(D)	1	—	—	—	—	—	—	1	—	—
321	Wood product mfg .....	142	1 049	4 223	5	2	—	—	2	1	—	—	—	—
3211	Sawmills & wood preservation .....	(C)	(D)	(D)	2	—	—	—	1	1	—	—	—	—
32111	Sawmills & wood preservation .....	(C)	(D)	(D)	2	—	—	—	1	1	—	—	—	—
42	Wholesale trade .....	53	157	761	9	5	1	3	—	—	—	—	—	—
44-45	Retail trade .....	617	2 418	10 711	51	21	19	7	3	—	—	1	—	—
445	Food & beverage stores .....	107	291	1 312	9	3	1	4	1	—	—	—	—	—
4451	Grocery stores .....	(C)	(D)	(D)	8	2	1	4	1	—	—	—	—	—
454	Nonstore retailers .....	(E)	(D)	(D)	5	1	3	—	—	—	—	1	—	—
4541	Electronic shopping & mail-order houses .....	(E)	(D)	(D)	3	—	2	—	—	—	—	1	—	—
45411	Electronic shopping & mail-order houses .....	(E)	(D)	(D)	3	—	2	—	—	—	—	1	—	—
48-49	Transportation & warehousing .....	(B)	(D)	(D)	5	2	—	3	—	—	—	—	—	—
51	Information .....	(A)	(D)	(D)	2	1	1	—	—	—	—	—	—	—
52	Finance & insurance .....	28	129	539	8	6	2	—	—	—	—	—	—	—
53	Real estate & rental & leasing .....	10	17	79	5	5	—	—	—	—	—	—	—	—
54	Professional, scientific & technical services .....	59	269	1 284	24	22	1	1	—	—	—	—	—	—
56	Admin, support, waste mgt, remediation services .....	15	58	234	9	8	1	—	—	—	—	—	—	—
61	Educational services .....	(E)	(D)	(D)	6	4	1	—	—	—	—	1	—	—
611	Educational services .....	(E)	(D)	(D)	6	4	1	—	—	—	—	1	—	—
6111	Elementary & secondary schools .....	(E)	(D)	(D)	2	—	1	—	—	—	—	1	—	—
61111	Elementary & secondary schools .....	(E)	(D)	(D)	2	—	1	—	—	—	—	1	—	—
62	Health care and social assistance .....	225	887	3 785	17	7	3	3	3	1	—	—	—	—
623	Nursing & residential care facilities .....	151	462	1 911	4	—	—	1	2	1	—	—	—	—
6231	Nursing care facilities .....	(C)	(D)	(D)	2	—	—	—	1	1	—	—	—	—
62311	Nursing care facilities .....	(C)	(D)	(D)	2	—	—	—	1	1	—	—	—	—
72	Accommodation & food services .....	146	374	1 960	12	8	—	1	3	—	—	—	—	—
722	Food services & drinking places .....	(C)	(D)	(D)	8	5	—	1	2	—	—	—	—	—
81	Other services (except public administration) .....	50	173	777	23	20	3	—	—	—	—	—	—	—
99	Unclassified establishments .....	(A)	(D)	(D)	5	5	—	—	—	—	—	—	—	—
<b>MATHEWS</b>														
	<b>Total</b> .....	<b>1 184</b>	<b>4 675</b>	<b>21 290</b>	<b>205</b>	<b>136</b>	<b>44</b>	<b>15</b>	<b>7</b>	<b>2</b>	<b>1</b>	<b>—</b>	<b>—</b>	<b>—</b>
11	Forestry, fishing, hunting, and agriculture support .....	18	58	192	4	3	1	—	—	—	—	—	—	—
23	Construction .....	231	1 214	5 009	37	25	6	3	2	1	—	—	—	—
235	Special trade contractors .....	126	759	3 120	21	15	4	1	—	1	—	—	—	—
31-33	Manufacturing .....	142	612	3 188	7	5	—	1	—	—	1	—	—	—
313	Textile mills .....	(C)	(D)	(D)	1	—	—	—	—	—	1	—	—	—
3132	Fabric mills .....	(C)	(D)	(D)	1	—	—	—	—	—	1	—	—	—
31324	Knit fabric mills .....	(C)	(D)	(D)	1	—	—	—	—	—	1	—	—	—
42	Wholesale trade .....	51	417	1 871	7	3	2	2	—	—	—	—	—	—
44-45	Retail trade .....	274	875	3 933	46	25	15	4	2	—	—	—	—	—
48-49	Transportation & warehousing .....	31	138	715	11	9	2	—	—	—	—	—	—	—
51	Information .....	(A)	(D)	(D)	1	—	1	—	—	—	—	—	—	—
52	Finance & insurance .....	(B)	(D)	(D)	6	4	—	2	—	—	—	—	—	—
53	Real estate & rental & leasing .....	15	53	252	9	9	—	—	—	—	—	—	—	—
54	Professional, scientific & technical services .....	24	106	406	11	10	1	—	—	—	—	—	—	—
56	Admin, support, waste mgt, remediation services .....	40	144	666	10	8	1	—	1	—	—	—	—	—
62	Health care and social assistance .....	98	277	1 287	9	4	4	—	—	1	—	—	—	—
71	Arts, entertainment & recreation .....	(B)	(D)	(D)	4	2	1	1	—	—	—	—	—	—
72	Accommodation & food services .....	91	146	834	9	—	7	1	1	—	—	—	—	—
81	Other services (except public administration) .....	109	399	1 706	31	26	3	1	1	—	—	—	—	—
99	Unclassified establishments .....	(A)	(D)	(D)	3	3	—	—	—	—	—	—	—	—

Note: Employment-size classes are indicated as follows: A—0 to 19; B—20 to 99; C—100 to 249; E—250 to 499; F—500 to 999; G—1,000 to 2,499; H—2,500 to 4,999; I—5,000 to 9,999; J—10,000 to 24,999; K—25,000 to 49,999; L—50,000 to 99,999; M—100,000 or more.



**Table 6. Counties—Employees, Payroll, and Establishments by Industry: 1999—Con.**

[Excludes most government employees, railroad employees, and self-employed persons. Size class 1 to 4 includes establishments with payroll, but no employees, during mid-March pay period. (D) denotes figures withheld to avoid disclosing data for individual companies; the data are included in broader industry totals. Detailed industries with 100 or more employees are shown if industry was not a (D). For explanation of terms, abbreviations, and data reliability/comparability, see introductory text]

NAICS code	Industry	Number of employees for week including March 12	Payroll (\$1,000)		Total number of establishments	Number of establishments by employment-size class								
			First quarter	Annual		1 to 4	5 to 9	10 to 19	20 to 49	50 to 99	100 to 249	250 to 499	500 to 999	1,000 or more
<b>MECKLENBURG</b>														
	<b>Total</b> .....	<b>12 000</b>	<b>53 153</b>	<b>230 945</b>	<b>839</b>	<b>470</b>	<b>182</b>	<b>92</b>	<b>56</b>	<b>19</b>	<b>14</b>	<b>3</b>	<b>2</b>	<b>1</b>
<b>11</b>	<b>Forestry, fishing, hunting, and agriculture support</b> .....	<b>40</b>	<b>180</b>	<b>1 070</b>	<b>12</b>	<b>8</b>	<b>3</b>	<b>1</b>	—	—	—	—	—	—
<b>21</b>	<b>Mining</b> .....	<b>(A)</b>	<b>(D)</b>	<b>(D)</b>	<b>1</b>	—	—	<b>1</b>	—	—	—	—	—	—
<b>22</b>	<b>Utilities</b> .....	<b>(B)</b>	<b>(D)</b>	<b>(D)</b>	<b>2</b>	<b>1</b>	—	—	—	<b>1</b>	—	—	—	—
<b>23</b>	<b>Construction</b> .....	<b>571</b>	<b>2 029</b>	<b>11 671</b>	<b>109</b>	<b>69</b>	<b>27</b>	<b>8</b>	<b>4</b>	<b>1</b>	—	—	—	—
233	Building, developing & general contracting .....	182	579	2 278	43	29	11	2	1	—	—	—	—	—
2332	Residential building construction .....	163	494	2 050	38	25	10	2	1	—	—	—	—	—
23321	Single-family housing construction .....	163	494	2 050	38	25	10	2	1	—	—	—	—	—
233210	Single-family housing construction .....	163	494	2 050	38	25	10	2	1	—	—	—	—	—
234	Heavy construction .....	160	674	5 103	11	3	1	4	3	—	—	—	—	—
2341	Highway, street, bridge & tunnel construction ...	103	440	3 994	5	1	—	2	2	—	—	—	—	—
23411	Highway & street construction .....	103	440	3 994	5	1	—	2	2	—	—	—	—	—
234110	Highway & street construction .....	103	440	3 994	5	1	—	2	2	—	—	—	—	—
235	Special trade contractors .....	229	776	4 290	55	37	15	2	—	1	—	—	—	—
<b>31-33</b>	<b>Manufacturing</b> .....	<b>4 270</b>	<b>21 297</b>	<b>97 215</b>	<b>38</b>	<b>9</b>	<b>6</b>	<b>3</b>	<b>3</b>	<b>6</b>	<b>7</b>	<b>2</b>	<b>1</b>	<b>1</b>
311	Food mfg .....	(F)	(D)	(D)	2	—	—	—	—	1	—	—	1	—
3113	Sugar & confectionery product mfg .....	(F)	(D)	(D)	2	—	—	—	—	1	—	—	1	—
31133	Confectionery mfg from purchased chocolate .	(F)	(D)	(D)	2	—	—	—	—	1	—	—	1	—
313	Textile mills .....	1 978	11 088	47 248	5	—	—	—	—	1	3	—	—	1
3131	Fiber, yarn & thread mills .....	(C)	(D)	(D)	1	—	—	—	—	—	1	—	—	—
31311	Fiber, yarn & thread mills .....	(C)	(D)	(D)	1	—	—	—	—	—	1	—	—	—
3132	Fabric mills .....	(G)	(D)	(D)	4	—	—	—	—	1	2	—	—	1
31321	Broadwoven fabric mills .....	(G)	(D)	(D)	3	—	—	—	—	1	1	—	—	1
31322	Narrow fabric mills & schiffli mach embroidery .....	(C)	(D)	(D)	1	—	—	—	—	—	1	—	—	—
314	Textile product mills .....	(C)	(D)	(D)	2	—	—	—	—	1	1	—	—	—
3141	Textile furnishings mills .....	(C)	(D)	(D)	2	—	—	—	—	1	1	—	—	—
31412	Curtain & linen mills .....	(C)	(D)	(D)	2	—	—	—	—	1	1	—	—	—
321	Wood product mfg .....	565	3 307	14 028	9	3	1	—	2	1	1	1	—	—
3212	Veneer, plywood & engineered wood product mfg .....	(C)	(D)	(D)	1	—	—	—	—	—	1	—	—	—
32121	Veneer, plywood & engineered wood product mfg .....	(C)	(D)	(D)	1	—	—	—	—	—	1	—	—	—
3219	Other wood product mfg .....	(E)	(D)	(D)	6	2	—	—	2	1	—	1	—	—
32199	All other wood product mfg .....	305	1 308	5 818	4	2	—	—	1	—	—	1	—	—
327	Nonmetallic mineral product mfg .....	(C)	(D)	(D)	4	1	1	—	1	—	1	—	—	—
3272	Glass & glass product mfg .....	(C)	(D)	(D)	1	—	—	—	—	—	1	—	—	—
32721	Glass & glass product mfg .....	(C)	(D)	(D)	1	—	—	—	—	—	1	—	—	—
332	Fabricated metal product mfg .....	(E)	(D)	(D)	1	—	—	—	—	—	—	1	—	—
3323	Architectural & structural metals mfg .....	(E)	(D)	(D)	1	—	—	—	—	—	—	1	—	—
33231	Plate work & fabricated structural prod mfg ...	(E)	(D)	(D)	1	—	—	—	—	—	—	1	—	—
337	Furniture & related product mfg .....	261	992	3 988	6	1	1	2	—	1	1	—	—	—
3371	HH & institutional furniture & kitchen cabinet mfg .....	(E)	(D)	(D)	5	1	—	2	—	1	1	—	—	—
33712	Household & institutional furniture mfg .....	(E)	(D)	(D)	5	1	—	2	—	1	1	—	—	—
<b>42</b>	<b>Wholesale trade</b> .....	<b>328</b>	<b>1 613</b>	<b>6 935</b>	<b>40</b>	<b>22</b>	<b>7</b>	<b>8</b>	<b>1</b>	<b>2</b>	—	—	—	—
421	Wholesale trade, durable goods .....	115	653	2 497	21	13	3	5	—	—	—	—	—	—
422	Wholesale trade, nondurable goods .....	213	960	4 438	19	9	4	3	1	2	—	—	—	—
<b>44-45</b>	<b>Retail trade</b> .....	<b>1 961</b>	<b>6 638</b>	<b>27 840</b>	<b>191</b>	<b>82</b>	<b>64</b>	<b>25</b>	<b>14</b>	<b>4</b>	<b>2</b>	—	—	—
441	Motor vehicle & parts dealers .....	218	1 065	4 750	26	11	6	5	4	—	—	—	—	—
4411	Automobile dealers .....	102	616	2 721	9	4	1	1	3	—	—	—	—	—
4413	Automotive parts, accessories & tire stores .....	(C)	(D)	(D)	16	6	5	4	1	—	—	—	—	—
44131	Automotive parts, accessories & tire stores ...	107	421	1 891	14	5	4	4	1	—	—	—	—	—
441310	Automotive parts, accessories & tire stores .	107	421	1 891	14	5	4	4	1	—	—	—	—	—
444	Bldg material & garden equip & supp dealers .....	136	532	2 395	18	4	9	5	—	—	—	—	—	—
445	Food & beverage stores .....	491	1 408	5 553	29	10	11	1	3	4	—	—	—	—
4451	Grocery stores .....	460	1 317	5 170	22	7	8	—	3	4	—	—	—	—
44511	Grocery (except convenience) stores .....	422	1 205	4 612	12	3	2	—	3	4	—	—	—	—
445110	Grocery (except convenience) stores .....	422	1 205	4 612	12	3	2	—	3	4	—	—	—	—
447	Gasoline stations .....	271	658	2 899	32	16	8	5	3	—	—	—	—	—
4471	Gasoline stations .....	271	658	2 899	32	16	8	5	3	—	—	—	—	—
44711	Gasoline stations with convenience stores ...	(C)	(D)	(D)	30	15	8	5	2	—	—	—	—	—
448	Clothing & clothing accessories stores .....	102	264	1 145	17	10	6	—	1	—	—	—	—	—
452	General merchandise stores .....	427	1 280	4 803	14	2	7	2	1	—	2	—	—	—
4521	Department stores .....	(C)	(D)	(D)	2	—	—	—	—	1	—	1	—	—
45211	Department stores .....	(C)	(D)	(D)	2	—	—	—	—	1	—	1	—	—
4529	Other general merchandise stores .....	(C)	(D)	(D)	12	2	7	2	—	—	1	—	—	—
45299	All other general merchandise stores .....	(C)	(D)	(D)	12	2	7	2	—	—	1	—	—	—

Note: Employment-size classes are indicated as follows: A—0 to 19; B—20 to 99; C—100 to 249; E—250 to 499; F—500 to 999; G—1,000 to 2,499; H—2,500 to 4,999; I—5,000 to 9,999; J—10,000 to 24,999; K—25,000 to 49,999; L—50,000 to 99,999; M—100,000 or more.

**Table 6. Counties—Employees, Payroll, and Establishments by Industry: 1999—Con.**

[Excludes most government employees, railroad employees, and self-employed persons. Size class 1 to 4 includes establishments with payroll, but no employees, during mid-March pay period. (D) denotes figures withheld to avoid disclosing data for individual companies; the data are included in broader industry totals. Detailed industries with 100 or more employees are shown if industry was not a (D). For explanation of terms, abbreviations, and data reliability/comparability, see introductory text]

NAICS code	Industry	Number of employees for week including March 12	Payroll (\$1,000)		Total number of establishments	Number of establishments by employment-size class									
			First quarter	Annual		1 to 4	5 to 9	10 to 19	20 to 49	50 to 99	100 to 249	250 to 499	500 to 999	1,000 or more	
<b>MECKLENBURG—Con.</b>															
<b>48-49</b>	<b>Transportation &amp; warehousing</b>	<b>269</b>	<b>1 412</b>	<b>3 287</b>	<b>35</b>	<b>26</b>	<b>4</b>	<b>3</b>	<b>1</b>	—	<b>1</b>	—	—	—	
484	Truck transportation	262	1 301	2 879	31	23	3	3	1	—	1	—	—	—	
4841	General freight trucking	216	1 064	1 764	16	11	1	2	1	—	1	—	—	—	
48412	General freight trucking, long-distance	202	992	1 467	10	6	—	2	1	—	1	—	—	—	
484121	General freight trucking, long-distance, TL	202	992	1 467	10	6	—	2	1	—	1	—	—	—	
<b>51</b>	<b>Information</b>	<b>123</b>	<b>736</b>	<b>3 236</b>	<b>11</b>	<b>2</b>	<b>3</b>	<b>5</b>	<b>1</b>	—	—	—	—	—	
<b>52</b>	<b>Finance &amp; insurance</b>	<b>248</b>	<b>1 642</b>	<b>6 188</b>	<b>55</b>	<b>35</b>	<b>15</b>	<b>5</b>	—	—	—	—	—	—	
522	Credit intermediation & related activities	172	1 080	4 035	30	14	11	5	—	—	—	—	—	—	
5221	Depository credit intermediation	(C)	(D)	(D)	20	7	8	5	—	—	—	—	—	—	
52211	Commercial banking	125	730	2 883	18	6	7	5	—	—	—	—	—	—	
522110	Commercial banking	125	730	2 883	18	6	7	5	—	—	—	—	—	—	
<b>53</b>	<b>Real estate &amp; rental &amp; leasing</b>	<b>82</b>	<b>319</b>	<b>1 380</b>	<b>23</b>	<b>16</b>	<b>6</b>	—	<b>1</b>	—	—	—	—	—	
<b>54</b>	<b>Professional, scientific &amp; technical services</b>	<b>326</b>	<b>967</b>	<b>4 724</b>	<b>36</b>	<b>22</b>	<b>3</b>	<b>8</b>	<b>2</b>	—	<b>1</b>	—	—	—	
541	Professional, scientific & technical services	326	967	4 724	36	22	3	8	2	—	1	—	—	—	
5412	Accounting, tax prep, bookkeep, payroll services	153	274	829	9	6	—	2	—	—	1	—	—	—	
54121	Accounting, tax prep, bookkeep, payroll services	153	274	829	9	6	—	2	—	—	1	—	—	—	
<b>56</b>	<b>Admin, support, waste mgt, remediation services</b>	<b>622</b>	<b>2 448</b>	<b>9 666</b>	<b>24</b>	<b>14</b>	<b>2</b>	<b>1</b>	<b>5</b>	<b>1</b>	—	<b>1</b>	—	—	
561	Administrative & support services	(F)	(D)	(D)	23	13	2	1	5	1	—	1	—	—	
5613	Employment services	228	590	2 371	5	—	—	—	4	1	—	—	—	—	
56132	Temporary help services	228	590	2 371	5	—	—	—	4	1	—	—	—	—	
561320	Temporary help services	228	590	2 371	5	—	—	—	4	1	—	—	—	—	
5617	Services to buildings & dwellings	338	1 619	6 319	12	8	2	1	—	—	—	1	—	—	
56173	Landscaping services	(E)	(D)	(D)	4	3	—	—	—	—	—	1	—	—	
<b>61</b>	<b>Educational services</b>	<b>(B)</b>	<b>(D)</b>	<b>(D)</b>	<b>3</b>	<b>2</b>	—	—	—	<b>1</b>	—	—	—	—	
<b>62</b>	<b>Health care and social assistance</b>	<b>1 235</b>	<b>6 473</b>	<b>27 875</b>	<b>61</b>	<b>32</b>	<b>18</b>	<b>8</b>	<b>1</b>	—	<b>1</b>	—	<b>1</b>	—	
621	Ambulatory health care services	252	2 304	10 961	47	26	14	7	—	—	—	—	—	—	
6211	Offices of physicians	149	1 597	7 632	24	11	9	4	—	—	—	—	—	—	
62111	Offices of physicians	149	1 597	7 632	24	11	9	4	—	—	—	—	—	—	
622	Hospitals	(F)	(D)	(D)	1	—	—	—	—	—	—	—	1	—	
6221	General medical & surgical hospitals	(F)	(D)	(D)	1	—	—	—	—	—	—	—	1	—	
62211	General medical & surgical hospitals	(F)	(D)	(D)	1	—	—	—	—	—	—	—	1	—	
624	Social assistance	(C)	(D)	(D)	8	4	2	1	—	—	1	—	—	—	
6241	Individual & family services	(C)	(D)	(D)	2	1	—	—	—	—	1	—	—	—	
62412	Services for elderly & disabled persons	(C)	(D)	(D)	1	—	—	—	—	—	1	—	—	—	
<b>71</b>	<b>Arts, entertainment &amp; recreation</b>	<b>(B)</b>	<b>(D)</b>	<b>(D)</b>	<b>10</b>	<b>4</b>	<b>5</b>	<b>1</b>	—	—	—	—	—	—	
<b>72</b>	<b>Accommodation &amp; food services</b>	<b>1 085</b>	<b>1 959</b>	<b>9 024</b>	<b>57</b>	<b>20</b>	<b>3</b>	<b>8</b>	<b>22</b>	<b>3</b>	<b>1</b>	—	—	—	
721	Accommodation	303	583	2 612	14	5	—	2	6	—	1	—	—	—	
7211	Traveler accommodation	(E)	(D)	(D)	12	3	—	2	6	—	1	—	—	—	
72111	Hotels (exc casino hotels) & motels	(E)	(D)	(D)	11	2	—	2	6	—	1	—	—	—	
722	Food services & drinking places	782	1 376	6 412	43	15	3	6	16	3	—	—	—	—	
7221	Full-service restaurants	405	664	3 015	20	7	1	3	6	3	—	—	—	—	
72211	Full-service restaurants	405	664	3 015	20	7	1	3	6	3	—	—	—	—	
722110	Full-service restaurants	405	664	3 015	20	7	1	3	6	3	—	—	—	—	
7222	Limited-service eating places	375	696	3 299	20	5	2	3	10	—	—	—	—	—	
72221	Limited-service eating places	375	696	3 299	20	5	2	3	10	—	—	—	—	—	
<b>81</b>	<b>Other services (except public administration)</b>	<b>317</b>	<b>822</b>	<b>3 793</b>	<b>113</b>	<b>92</b>	<b>15</b>	<b>6</b>	—	—	—	—	—	—	
812	Personal & laundry services	119	278	1 302	38	29	4	5	—	—	—	—	—	—	
813	Religious, grantmaking, civic, prof & like organizations	114	251	1 183	35	27	7	1	—	—	—	—	—	—	
<b>95</b>	<b>Auxiliaries (exc corporate, subsidiary &amp; regional mgt)</b>	<b>(E)</b>	<b>(D)</b>	<b>(D)</b>	<b>3</b>	—	—	<b>1</b>	<b>1</b>	—	<b>1</b>	—	—	—	
<b>99</b>	<b>Unclassified establishments</b>	<b>15</b>	<b>23</b>	<b>167</b>	<b>15</b>	<b>14</b>	<b>1</b>	—	—	—	—	—	—	—	
<b>MIDDLESEX</b>															
	<b>Total</b>	<b>2 181</b>	<b>8 717</b>	<b>40 205</b>	<b>357</b>	<b>236</b>	<b>65</b>	<b>30</b>	<b>21</b>	<b>4</b>	<b>1</b>	—	—	—	
<b>11</b>	<b>Forestry, fishing, hunting, and agriculture support</b>	<b>(A)</b>	<b>(D)</b>	<b>(D)</b>	<b>3</b>	<b>3</b>	—	—	—	—	—	—	—	—	
<b>23</b>	<b>Construction</b>	<b>212</b>	<b>940</b>	<b>4 292</b>	<b>60</b>	<b>45</b>	<b>11</b>	<b>3</b>	<b>1</b>	—	—	—	—	—	
233	Building, developing & general contracting	124	576	2 593	32	25	4	2	1	—	—	—	—	—	
<b>31-33</b>	<b>Manufacturing</b>	<b>233</b>	<b>1 186</b>	<b>5 335</b>	<b>18</b>	<b>9</b>	<b>2</b>	<b>1</b>	<b>6</b>	—	—	—	—	—	
321	Wood product mfg	108	467	2 171	5	1	—	—	4	—	—	—	—	—	
3211	Sawmills & wood preservation	108	467	2 171	5	1	—	—	4	—	—	—	—	—	
32111	Sawmills & wood preservation	108	467	2 171	5	1	—	—	4	—	—	—	—	—	
<b>42</b>	<b>Wholesale trade</b>	<b>114</b>	<b>607</b>	<b>2 992</b>	<b>18</b>	<b>8</b>	<b>4</b>	<b>6</b>	—	—	—	—	—	—	
<b>44-45</b>	<b>Retail trade</b>	<b>415</b>	<b>1 629</b>	<b>7 054</b>	<b>55</b>	<b>31</b>	<b>12</b>	<b>8</b>	<b>2</b>	<b>2</b>	—	—	—	—	

Note: Employment-size classes are indicated as follows: A—0 to 19; B—20 to 99; C—100 to 249; E—250 to 499; F—500 to 999; G—1,000 to 2,499; H—2,500 to 4,999; I—5,000 to 9,999; J—10,000 to 24,999; K—25,000 to 49,999; L—50,000 to 99,999; M—100,000 or more.

**Table 6. Counties—Employees, Payroll, and Establishments by Industry: 1999—Con.**

[Excludes most government employees, railroad employees, and self-employed persons. Size class 1 to 4 includes establishments with payroll, but no employees, during mid-March pay period. (D) denotes figures withheld to avoid disclosing data for individual companies; the data are included in broader industry totals. Detailed industries with 100 or more employees are shown if industry was not a (D). For explanation of terms, abbreviations, and data reliability/comparability, see introductory text]

NAICS code	Industry	Number of employees for week including March 12	Payroll (\$1,000)		Total number of establishments	Number of establishments by employment-size class									
			First quarter	Annual		1 to 4	5 to 9	10 to 19	20 to 49	50 to 99	100 to 249	250 to 499	500 to 999	1,000 or more	
<b>MIDDLESEX—Con.</b>															
48-49	<b>Transportation &amp; warehousing</b>	48	190	896	9	7	1	—	1	—	—	—	—	—	
51	<b>Information</b>	29	114	496	4	2	1	1	—	—	—	—	—	—	
52	<b>Finance &amp; insurance</b>	115	860	3 724	20	10	7	2	1	—	—	—	—	—	
53	<b>Real estate &amp; rental &amp; leasing</b>	49	155	729	24	21	3	—	—	—	—	—	—	—	
54	<b>Professional, scientific &amp; technical services</b>	74	378	1 903	29	24	4	—	1	—	—	—	—	—	
56	<b>Admin. support, waste mgt, remediation services</b>	23	161	708	8	6	2	—	—	—	—	—	—	—	
62	<b>Health care and social assistance</b>	352	1 081	4 949	16	8	4	—	1	2	1	—	—	—	
623	Nursing & residential care facilities	(C)	(D)	(D)	2	—	—	—	—	2	—	—	—	—	
6231	Nursing care facilities	(C)	(D)	(D)	2	—	—	—	—	2	—	—	—	—	
62311	Nursing care facilities	(C)	(D)	(D)	2	—	—	—	—	2	—	—	—	—	
624	Social assistance	186	376	1 840	8	5	2	—	—	—	1	—	—	—	
6241	Individual & family services	(C)	(D)	(D)	4	2	1	—	—	—	1	—	—	—	
62419	Other individual & family services	(C)	(D)	(D)	1	—	—	—	—	—	1	—	—	—	
71	<b>Arts, entertainment &amp; recreation</b>	165	511	2 657	19	10	3	3	3	—	—	—	—	—	
713	Amusement, gambling & recreation industries	165	511	2 657	19	10	3	3	3	—	—	—	—	—	
7139	Other amusement & recreation industries	165	511	2 657	19	10	3	3	3	—	—	—	—	—	
71393	Marinas	126	437	2 194	15	7	3	3	2	—	—	—	—	—	
713930	Marinas	126	437	2 194	15	7	3	3	2	—	—	—	—	—	
72	<b>Accommodation &amp; food services</b>	230	480	2 448	24	10	3	6	5	—	—	—	—	—	
722	Food services & drinking places	(C)	(D)	(D)	20	7	3	5	5	—	—	—	—	—	
7221	Full-service restaurants	148	292	1 440	12	2	2	4	4	—	—	—	—	—	
72211	Full-service restaurants	148	292	1 440	12	2	2	4	4	—	—	—	—	—	
722110	Full-service restaurants	148	292	1 440	12	2	2	4	4	—	—	—	—	—	
81	<b>Other services (except public administration)</b>	103	311	1 289	39	32	7	—	—	—	—	—	—	—	
99	<b>Unclassified establishments</b>	(A)	(D)	(D)	11	10	1	—	—	—	—	—	—	—	
<b>MONTGOMERY</b>															
	<b>Total</b>	22 730	120 660	520 600	1 748	917	355	253	154	39	20	5	4	1	
11	<b>Forestry, fishing, hunting, and agriculture support</b>	(B)	(D)	(D)	6	4	—	1	—	1	—	—	—	—	
21	<b>Mining</b>	(B)	(D)	(D)	1	—	—	—	1	—	—	—	—	—	
22	<b>Utilities</b>	(B)	(D)	(D)	3	2	—	—	1	—	—	—	—	—	
23	<b>Construction</b>	979	4 460	21 446	204	135	40	21	8	—	—	—	—	—	
233	Building, developing & general contracting	451	2 180	9 850	89	62	13	9	5	—	—	—	—	—	
2332	Residential building construction	331	1 364	6 930	74	54	11	6	3	—	—	—	—	—	
23321	Single-family housing construction	327	1 339	6 758	70	50	11	6	3	—	—	—	—	—	
233210	Single-family housing construction	327	1 339	6 758	70	50	11	6	3	—	—	—	—	—	
2333	Nonresidential building construction	(C)	(D)	(D)	13	7	1	3	2	—	—	—	—	—	
235	Special trade contractors	439	1 910	9 654	105	69	26	8	2	—	—	—	—	—	
31-33	<b>Manufacturing</b>	4 923	40 347	167 157	65	21	11	13	7	4	2	3	3	1	
321	Wood product mfg	179	1 104	4 893	7	1	1	3	—	2	—	—	—	—	
3219	Other wood product mfg	(C)	(D)	(D)	5	1	1	2	—	1	—	—	—	—	
32191	Millwork	101	712	3 201	4	1	1	1	—	1	—	—	—	—	
325	Chemical mfg	(G)	(D)	(D)	3	1	1	—	—	—	—	—	—	1	
3259	Other chemical product & preparation mfg	(G)	(D)	(D)	2	—	1	—	—	—	—	—	—	1	
32592	Explosives mfg	(G)	(D)	(D)	1	—	—	—	—	—	—	—	—	1	
327	Nonmetallic mineral product mfg	(E)	(D)	(D)	4	1	—	1	—	1	—	1	—	—	
3279	Other nonmetallic mineral product mfg	(E)	(D)	(D)	1	—	—	—	—	—	—	1	—	—	
32799	All other nonmetallic mineral product mfg	(E)	(D)	(D)	1	—	—	—	—	—	—	1	—	—	
334	Computer & electronic product mfg	759	5 972	24 426	5	1	1	—	1	1	—	—	1	—	
3345	Nav. measuring, medical, control instruments mfg	(F)	(D)	(D)	3	1	1	—	—	—	—	—	1	—	
33451	Nav. measuring, medical, control instruments mfg	(F)	(D)	(D)	3	1	1	—	—	—	—	—	1	—	
335	Electrical equip, appliance & component mfg	(F)	(D)	(D)	4	2	—	—	—	—	1	—	1	—	
3351	Electric lighting equipment mfg	(F)	(D)	(D)	2	1	—	—	—	—	—	—	1	—	
33512	Lighting fixture mfg	(F)	(D)	(D)	2	1	—	—	—	—	—	—	1	—	
3353	Electrical equipment mfg	(C)	(D)	(D)	2	1	—	—	—	—	1	—	—	—	
33531	Electrical equipment mfg	(C)	(D)	(D)	2	1	—	—	—	—	1	—	—	—	
336	Transportation equipment mfg	(F)	(D)	(D)	1	—	—	—	—	—	—	—	1	—	
3363	Motor vehicle parts mfg	(F)	(D)	(D)	1	—	—	—	—	—	—	—	1	—	
33631	Motor vehicle gas engine & engine parts mfg	(F)	(D)	(D)	1	—	—	—	—	—	—	—	1	—	
337	Furniture & related product mfg	(C)	(D)	(D)	6	4	—	1	—	—	1	—	—	—	
3371	HH & institutional furniture & kitchen cabinet mfg	(C)	(D)	(D)	5	3	—	1	—	—	1	—	—	—	
33712	Household & institutional furniture mfg	(C)	(D)	(D)	3	1	—	1	—	—	1	—	—	—	
339	Miscellaneous mfg	(F)	(D)	(D)	5	2	—	—	1	—	—	2	—	—	
3399	Other miscellaneous mfg	(F)	(D)	(D)	4	2	—	—	—	—	—	2	—	—	
33999	All other misc mfg	(F)	(D)	(D)	3	1	—	—	—	—	—	2	—	—	

Note: Employment-size classes are indicated as follows: A—0 to 19; B—20 to 99; C—100 to 249; E—250 to 499; F—500 to 999; G—1,000 to 2,499; H—2,500 to 4,999; I—5,000 to 9,999; J—10,000 to 24,999; K—25,000 to 49,999; L—50,000 to 99,999; M—100,000 or more.





**Table 6. Counties—Employees, Payroll, and Establishments by Industry: 1999—Con.**

[Excludes most government employees, railroad employees, and self-employed persons. Size class 1 to 4 includes establishments with payroll, but no employees, during mid-March pay period. (D) denotes figures withheld to avoid disclosing data for individual companies; the data are included in broader industry totals. Detailed industries with 100 or more employees are shown if industry was not a (D). For explanation of terms, abbreviations, and data reliability/comparability, see introductory text]

NAICS code	Industry	Number of employees for week including March 12	Payroll (\$1,000)		Total number of establishments	Number of establishments by employment-size class									
			First quarter	Annual		1 to 4	5 to 9	10 to 19	20 to 49	50 to 99	100 to 249	250 to 499	500 to 999	1,000 or more	
<b>MONTGOMERY—Con.</b>															
<b>81</b>	<b>Other services (except public administration) .....</b>	<b>1 074</b>	<b>3 812</b>	<b>17 365</b>	<b>200</b>	<b>135</b>	<b>30</b>	<b>24</b>	<b>11</b>	—	—	—	—	—	
811	Repair & maintenance .....	350	1 711	7 076	63	39	12	9	3	—	—	—	—	—	
8111	Automotive repair & maintenance .....	287	1 336	5 646	49	28	11	7	3	—	—	—	—	—	
81111	Automotive mechanical & electrical R&M .....	138	674	2 918	35	23	10	2	—	—	—	—	—	—	
811111	General automotive repair .....	108	487	2 112	29	20	8	1	—	—	—	—	—	—	
812	Personal & laundry services .....	338	959	5 558	57	36	7	10	4	—	—	—	—	—	
8121	Personal care services .....	(C)	(D)	(D)	34	21	4	6	3	—	—	—	—	—	
81211	Hair, nail & skin care services .....	(C)	(D)	(D)	32	20	4	5	3	—	—	—	—	—	
812112	Beauty salons .....	212	582	2 566	31	19	4	5	3	—	—	—	—	—	
813	Religious, grantmaking, civic, prof & like organizations .....	386	1 142	4 731	80	60	11	5	4	—	—	—	—	—	
8131	Religious organizations .....	264	658	2 565	52	39	6	4	3	—	—	—	—	—	
81311	Religious organizations .....	264	658	2 565	52	39	6	4	3	—	—	—	—	—	
813110	Religious organizations .....	264	658	2 565	52	39	6	4	3	—	—	—	—	—	
<b>95</b>	<b>Auxiliaries (exc corporate, subsidiary &amp; regional mgt) .....</b>	<b>(A)</b>	<b>(D)</b>	<b>(D)</b>	<b>2</b>	—	<b>1</b>	<b>1</b>	—	—	—	—	—	—	
<b>99</b>	<b>Unclassified establishments .....</b>	<b>(B)</b>	<b>(D)</b>	<b>(D)</b>	<b>19</b>	<b>16</b>	<b>1</b>	<b>2</b>	—	—	—	—	—	—	
<b>NELSON</b>															
	<b>Total .....</b>	<b>3 193</b>	<b>12 203</b>	<b>50 668</b>	<b>373</b>	<b>270</b>	<b>54</b>	<b>30</b>	<b>11</b>	<b>5</b>	<b>1</b>	—	<b>2</b>	—	
<b>11</b>	<b>Forestry, fishing, hunting, and agriculture support .....</b>	<b>66</b>	<b>311</b>	<b>1 292</b>	<b>20</b>	<b>16</b>	<b>2</b>	<b>2</b>	—	—	—	—	—	—	
<b>21</b>	<b>Mining .....</b>	<b>(A)</b>	<b>(D)</b>	<b>(D)</b>	<b>2</b>	<b>1</b>	—	<b>1</b>	—	—	—	—	—	—	
<b>22</b>	<b>Utilities .....</b>	<b>(B)</b>	<b>(D)</b>	<b>(D)</b>	<b>3</b>	<b>1</b>	<b>1</b>	—	—	<b>1</b>	—	—	—	—	
<b>23</b>	<b>Construction .....</b>	<b>310</b>	<b>1 562</b>	<b>7 993</b>	<b>76</b>	<b>55</b>	<b>14</b>	<b>5</b>	<b>2</b>	—	—	—	—	—	
233	Building, developing & general contracting .....	(C)	(D)	(D)	30	21	6	3	—	—	—	—	—	—	
2332	Residential building construction .....	119	533	2 594	29	20	6	3	—	—	—	—	—	—	
23321	Single-family housing construction .....	119	533	2 594	29	20	6	3	—	—	—	—	—	—	
233210	Single-family housing construction .....	119	533	2 594	29	20	6	3	—	—	—	—	—	—	
235	Special trade contractors .....	140	817	3 775	40	31	7	1	1	—	—	—	—	—	
<b>31-33</b>	<b>Manufacturing .....</b>	<b>307</b>	<b>1 324</b>	<b>5 443</b>	<b>16</b>	<b>6</b>	<b>4</b>	<b>3</b>	<b>1</b>	<b>1</b>	<b>1</b>	—	—	—	
315	Apparel manufacturing .....	(C)	(D)	(D)	1	—	—	—	—	—	<b>1</b>	—	—	—	
3152	Cut & sew apparel mfg .....	(C)	(D)	(D)	1	—	—	—	—	—	<b>1</b>	—	—	—	
31521	Cut & sew apparel contractors .....	(C)	(D)	(D)	1	—	—	—	—	—	<b>1</b>	—	—	—	
<b>42</b>	<b>Wholesale trade .....</b>	<b>11</b>	<b>50</b>	<b>270</b>	<b>8</b>	<b>8</b>	—	—	—	—	—	—	—	—	
<b>44-45</b>	<b>Retail trade .....</b>	<b>274</b>	<b>902</b>	<b>3 742</b>	<b>54</b>	<b>40</b>	<b>5</b>	<b>7</b>	<b>2</b>	—	—	—	—	—	
445	Food & beverage stores .....	142	396	1 644	17	10	3	2	2	—	—	—	—	—	
4451	Grocery stores .....	(C)	(D)	(D)	14	7	3	2	2	—	—	—	—	—	
44511	Grocery (except convenience) stores .....	129	361	1 489	13	6	3	2	2	—	—	—	—	—	
445110	Grocery (except convenience) stores .....	129	361	1 489	13	6	3	2	2	—	—	—	—	—	
<b>48-49</b>	<b>Transportation &amp; warehousing .....</b>	<b>98</b>	<b>226</b>	<b>1 249</b>	<b>21</b>	<b>19</b>	<b>1</b>	—	—	<b>1</b>	—	—	—	—	
<b>51</b>	<b>Information .....</b>	<b>32</b>	<b>282</b>	<b>1 190</b>	<b>6</b>	<b>2</b>	<b>4</b>	—	—	—	—	—	—	—	
<b>52</b>	<b>Finance &amp; insurance .....</b>	<b>33</b>	<b>138</b>	<b>650</b>	<b>9</b>	<b>6</b>	<b>2</b>	<b>1</b>	—	—	—	—	—	—	
<b>53</b>	<b>Real estate &amp; rental &amp; leasing .....</b>	<b>74</b>	<b>318</b>	<b>1 404</b>	<b>15</b>	<b>12</b>	<b>1</b>	—	<b>2</b>	—	—	—	—	—	
<b>54</b>	<b>Professional, scientific &amp; technical services .....</b>	<b>167</b>	<b>1 006</b>	<b>4 323</b>	<b>36</b>	<b>31</b>	<b>3</b>	—	<b>1</b>	<b>1</b>	—	—	—	—	
541	Professional, scientific & technical services .....	167	1 006	4 323	36	31	3	—	1	1	—	—	—	—	
<b>56</b>	<b>Admin, support, waste mgt, remediation services .....</b>	<b>94</b>	<b>312</b>	<b>1 566</b>	<b>15</b>	<b>9</b>	<b>3</b>	<b>2</b>	<b>1</b>	—	—	—	—	—	
<b>61</b>	<b>Educational services .....</b>	<b>41</b>	<b>229</b>	<b>980</b>	<b>6</b>	<b>2</b>	<b>2</b>	<b>2</b>	—	—	—	—	—	—	
<b>62</b>	<b>Health care and social assistance .....</b>	<b>161</b>	<b>657</b>	<b>2 909</b>	<b>17</b>	<b>10</b>	<b>3</b>	<b>2</b>	<b>1</b>	<b>1</b>	—	—	—	—	
<b>71</b>	<b>Arts, entertainment &amp; recreation .....</b>	<b>548</b>	<b>1 266</b>	<b>2 501</b>	<b>8</b>	<b>6</b>	<b>1</b>	—	—	—	—	—	<b>1</b>	—	
713	Amusement, gambling & recreation industries .....	(F)	(D)	(D)	4	3	—	—	—	—	—	—	1	—	
7139	Other amusement & recreation industries .....	(F)	(D)	(D)	4	3	—	—	—	—	—	—	1	—	
71392	Skiing facilities .....	(F)	(D)	(D)	1	—	—	—	—	—	—	—	1	—	
<b>72</b>	<b>Accommodation &amp; food services .....</b>	<b>785</b>	<b>2 350</b>	<b>9 404</b>	<b>21</b>	<b>12</b>	<b>2</b>	<b>5</b>	<b>1</b>	—	—	—	<b>1</b>	—	
721	Accommodation .....	(F)	(D)	(D)	7	4	1	1	—	—	—	—	1	—	
7211	Traveler accommodation .....	(F)	(D)	(D)	6	3	1	1	—	—	—	—	1	—	
72111	Hotels (exc casino hotels) & motels .....	(F)	(D)	(D)	2	—	1	—	—	—	—	—	1	—	
<b>81</b>	<b>Other services (except public administration) .....</b>	<b>84</b>	<b>257</b>	<b>1 450</b>	<b>31</b>	<b>25</b>	<b>6</b>	—	—	—	—	—	—	—	
<b>99</b>	<b>Unclassified establishments .....</b>	<b>7</b>	<b>16</b>	<b>141</b>	<b>9</b>	<b>9</b>	—	—	—	—	—	—	—	—	

Note: Employment-size classes are indicated as follows: A—0 to 19; B—20 to 99; C—100 to 249; E—250 to 499; F—500 to 999; G—1,000 to 2,499; H—2,500 to 4,999; I—5,000 to 9,999; J—10,000 to 24,999; K—25,000 to 49,999; L—50,000 to 99,999; M—100,000 or more.

**Table 6. Counties—Employees, Payroll, and Establishments by Industry: 1999—Con.**

[Excludes most government employees, railroad employees, and self-employed persons. Size class 1 to 4 includes establishments with payroll, but no employees, during mid-March pay period. (D) denotes figures withheld to avoid disclosing data for individual companies; the data are included in broader industry totals. Detailed industries with 100 or more employees are shown if industry was not a (D). For explanation of terms, abbreviations, and data reliability/comparability, see introductory text]

NAICS code	Industry	Number of employees for week including March 12	Payroll (\$1,000)		Total number of establishments	Number of establishments by employment-size class									
			First quarter	Annual		1 to 4	5 to 9	10 to 19	20 to 49	50 to 99	100 to 249	250 to 499	500 to 999	1,000 or more	
<b>NEW KENT</b>															
	<b>Total</b> .....	<b>1 937</b>	<b>9 504</b>	<b>42 051</b>	<b>263</b>	<b>171</b>	<b>47</b>	<b>26</b>	<b>14</b>	<b>2</b>	<b>3</b>				
11	Forestry, fishing, hunting, and agriculture support .....	(B)	(D)	(D)	6	4	1	1							
22	Utilities .....	(A)	(D)	(D)	1	1									
23	Construction .....	484	2 752	12 441	82	56	13	9	3		1				
235	Special trade contractors .....	387	2 240	10 013	53	34	8	7	3		1				
2354	Masonry, drywall, insulation, tile contractors .....	(C)	(D)	(D)	12	6	1	3	2						
2357	Concrete contractors .....	(C)	(D)	(D)	6	3	2				1				
23571	Concrete contractors .....	(C)	(D)	(D)	6	3	2				1				
31-33	Manufacturing .....	157	826	3 685	7	2	1	1	2	1					
321	Wood product mfg .....	129	688	3 028	3				2	1					
3219	Other wood product mfg .....	129	688	3 028	3				2	1					
32192	Wood container & pallet mfg .....	129	688	3 028	3				2	1					
321920	Wood container & pallet mfg .....	129	688	3 028	3				2	1					
42	Wholesale trade .....	34	137	634	8	4	3	1							
44-45	Retail trade .....	427	1 452	6 259	37	17	9	7	2	1	1				
445	Food & beverage stores .....	236	705	2 849	4				2	1	1				
4451	Grocery stores .....	236	705	2 849	4				2	1	1				
44511	Grocery (except convenience) stores .....	236	705	2 849	4				2	1	1				
445110	Grocery (except convenience) stores .....	236	705	2 849	4				2	1	1				
48-49	Transportation & warehousing .....	27	93	388	8	5	3								
51	Information .....	(A)	(D)	(D)	3	2	1								
52	Finance & insurance .....	(B)	(D)	(D)	6	4		2							
53	Real estate & rental & leasing .....	11	40	184	5	5									
54	Professional, scientific & technical services .....	59	267	1 144	18	13	4	1							
56	Admin, support, waste mgt, remediation services .....	61	156	675	13	11		1	1						
62	Health care and social assistance .....	331	2 421	10 392	14	8	2		3		1				
622	Hospitals .....	(C)	(D)	(D)	1						1				
6221	General medical & surgical hospitals .....	(C)	(D)	(D)	1						1				
62211	General medical & surgical hospitals .....	(C)	(D)	(D)	1						1				
71	Arts, entertainment & recreation .....	(B)	(D)	(D)	4	2			2						
72	Accommodation & food services .....	99	226	1 198	16	9	5	1	1						
81	Other services (except public administration) .....	94	231	985	29	22	5	2							
95	Auxiliaries (exc corporate, subsidiary & regional mgt) .....	(A)	(D)	(D)	1	1									
99	Unclassified establishments .....	(A)	(D)	(D)	5	5									
<b>NORTHAMPTON</b>															
	<b>Total</b> .....	<b>3 161</b>	<b>13 417</b>	<b>67 638</b>	<b>324</b>	<b>203</b>	<b>58</b>	<b>34</b>	<b>21</b>	<b>4</b>	<b>2</b>	<b>2</b>			
11	Forestry, fishing, hunting, and agriculture support .....	(A)	(D)	(D)	3	2	1								
22	Utilities .....	(B)	(D)	(D)	1				1						
23	Construction .....	116	456	2 089	35	29	3	2	1						
31-33	Manufacturing .....	529	1 929	11 804	13	4	2	3	2	1		1			
327	Nonmetallic mineral product mfg .....	(E)	(D)	(D)	3		1		1			1			
3273	Cement & concrete product mfg .....	(E)	(D)	(D)	3		1		1			1			
32739	Other concrete product mfg .....	(E)	(D)	(D)	3		1		1			1			
42	Wholesale trade .....	176	706	3 933	22	11	3	7	1						
422	Wholesale trade, nondurable goods .....	155	561	2 783	19	9	3	6	1						
44-45	Retail trade .....	567	1 724	7 609	74	38	25	5	4	2					
445	Food & beverage stores .....	193	560	2 429	14	6	2	2	3	1					
4451	Grocery stores .....	(C)	(D)	(D)	11	3	2	2	3	1					
44511	Grocery (except convenience) stores .....	176	492	2 119	10	3	1	2	3	1					
445110	Grocery (except convenience) stores .....	176	492	2 119	10	3	1	2	3	1					
452	General merchandise stores .....	114	334	1 486	7	1	5			1					
48-49	Transportation & warehousing .....	37	269	1 100	12	9	3								
51	Information .....	(B)	(D)	(D)	4	2	1	1							
52	Finance & insurance .....	53	262	1 080	15	11	4								
53	Real estate & rental & leasing .....	10	40	168	6	6									
54	Professional, scientific & technical services .....	60	185	558	19	16	2	1							
56	Admin, support, waste mgt, remediation services .....	7	15	79	4	4									

Note: Employment-size classes are indicated as follows: A—0 to 19; B—20 to 99; C—100 to 249; E—250 to 499; F—500 to 999; G—1,000 to 2,499; H—2,500 to 4,999; I—5,000 to 9,999; J—10,000 to 24,999; K—25,000 to 49,999; L—50,000 to 99,999; M—100,000 or more.

**Table 6. Counties—Employees, Payroll, and Establishments by Industry: 1999—Con.**

[Excludes most government employees, railroad employees, and self-employed persons. Size class 1 to 4 includes establishments with payroll, but no employees, during mid-March pay period. (D) denotes figures withheld to avoid disclosing data for individual companies; the data are included in broader industry totals. Detailed industries with 100 or more employees are shown if industry was not a (D). For explanation of terms, abbreviations, and data reliability/comparability, see introductory text]

NAICS code	Industry	Number of employees for week including March 12	Payroll (\$1,000)		Total number of establishments	Number of establishments by employment-size class								
			First quarter	Annual		1 to 4	5 to 9	10 to 19	20 to 49	50 to 99	100 to 249	250 to 499	500 to 999	1,000 or more
<b>NORTHAMPTON—Con.</b>														
<b>61</b>	<b>Educational services</b> .....	<b>(C)</b>	<b>(D)</b>	<b>(D)</b>	<b>3</b>	<b>1</b>	<b>1</b>	—	—	—	<b>1</b>	—	—	—
611	Educational services .....	(C)	(D)	(D)	3	1	1	—	—	—	1	—	—	—
6111	Elementary & secondary schools .....	(C)	(D)	(D)	2	1	—	—	—	—	1	—	—	—
61111	Elementary & secondary schools .....	(C)	(D)	(D)	2	1	—	—	—	—	1	—	—	—
<b>62</b>	<b>Health care and social assistance</b> .....	<b>812</b>	<b>5 396</b>	<b>27 800</b>	<b>32</b>	<b>21</b>	<b>3</b>	<b>4</b>	<b>1</b>	<b>1</b>	<b>1</b>	<b>1</b>	—	—
621	Ambulatory health care services .....	(C)	(D)	(D)	26	17	3	4	1	1	—	—	—	—
6211	Offices of physicians .....	121	1 318	6 243	18	13	2	2	—	1	—	—	—	—
62111	Offices of physicians .....	121	1 318	6 243	18	13	2	2	—	1	—	—	—	—
622	Hospitals .....	(E)	(D)	(D)	1	—	—	—	—	—	—	1	—	—
6221	General medical & surgical hospitals .....	(E)	(D)	(D)	1	—	—	—	—	—	—	1	—	—
62211	General medical & surgical hospitals .....	(E)	(D)	(D)	1	—	—	—	—	—	—	1	—	—
623	Nursing & residential care facilities .....	(C)	(D)	(D)	1	—	—	—	—	—	1	—	—	—
6231	Nursing care facilities .....	(C)	(D)	(D)	1	—	—	—	—	—	1	—	—	—
62311	Nursing care facilities .....	(C)	(D)	(D)	1	—	—	—	—	—	1	—	—	—
<b>71</b>	<b>Arts, entertainment &amp; recreation</b> .....	<b>(A)</b>	<b>(D)</b>	<b>(D)</b>	<b>3</b>	<b>2</b>	—	<b>1</b>	—	—	—	—	—	—
<b>72</b>	<b>Accommodation &amp; food services</b> .....	<b>478</b>	<b>938</b>	<b>5 113</b>	<b>35</b>	<b>11</b>	<b>5</b>	<b>9</b>	<b>10</b>	—	—	—	—	—
721	Accommodation .....	107	258	1 900	12	6	1	3	2	—	—	—	—	—
722	Food services & drinking places .....	371	680	3 213	23	5	4	6	8	—	—	—	—	—
7221	Full-service restaurants .....	(C)	(D)	(D)	11	1	3	4	3	—	—	—	—	—
72211	Full-service restaurants .....	(C)	(D)	(D)	11	1	3	4	3	—	—	—	—	—
7222	Limited-service eating places .....	223	434	2 055	11	3	1	2	5	—	—	—	—	—
72221	Limited-service eating places .....	223	434	2 055	11	3	1	2	5	—	—	—	—	—
<b>81</b>	<b>Other services (except public administration)</b> .....	<b>126</b>	<b>386</b>	<b>1 555</b>	<b>37</b>	<b>30</b>	<b>5</b>	<b>1</b>	<b>1</b>	—	—	—	—	—
<b>99</b>	<b>Unclassified establishments</b> .....	<b>(A)</b>	<b>(D)</b>	<b>(D)</b>	<b>6</b>	<b>6</b>	—	—	—	—	—	—	—	—
<b>NORTHUMBERLAND</b>														
	<b>Total</b> .....	<b>2 056</b>	<b>8 093</b>	<b>41 247</b>	<b>333</b>	<b>219</b>	<b>73</b>	<b>24</b>	<b>13</b>	<b>2</b>	<b>2</b>	—	—	—
<b>11</b>	<b>Forestry, fishing, hunting, and agriculture support</b> .....	<b>85</b>	<b>318</b>	<b>5 314</b>	<b>6</b>	<b>4</b>	—	—	<b>1</b>	<b>1</b>	—	—	—	—
<b>22</b>	<b>Utilities</b> .....	<b>(A)</b>	<b>(D)</b>	<b>(D)</b>	<b>1</b>	<b>1</b>	—	—	—	—	—	—	—	—
<b>23</b>	<b>Construction</b> .....	<b>248</b>	<b>1 295</b>	<b>5 712</b>	<b>71</b>	<b>52</b>	<b>16</b>	<b>2</b>	<b>1</b>	—	—	—	—	—
235	Special trade contractors .....	138	815	3 103	31	22	6	2	1	—	—	—	—	—
<b>31-33</b>	<b>Manufacturing</b> .....	<b>409</b>	<b>1 997</b>	<b>9 506</b>	<b>20</b>	<b>8</b>	<b>4</b>	<b>4</b>	<b>3</b>	—	<b>1</b>	—	—	—
311	Food mfg .....	309	1 537	7 037	5	—	1	1	2	—	1	—	—	—
3117	Seafood product preparation & packaging .....	(E)	(D)	(D)	3	—	1	—	1	—	1	—	—	—
31171	Seafood product preparation & packaging .....	(E)	(D)	(D)	3	—	1	—	1	—	1	—	—	—
<b>42</b>	<b>Wholesale trade</b> .....	<b>153</b>	<b>491</b>	<b>2 518</b>	<b>18</b>	<b>12</b>	<b>3</b>	<b>2</b>	—	<b>1</b>	—	—	—	—
422	Wholesale trade, nondurable goods .....	(C)	(D)	(D)	17	11	3	2	—	1	—	—	—	—
4224	Grocery & related product whse .....	125	374	1 945	12	9	—	2	—	1	—	—	—	—
42246	Fish & seafood whse .....	(C)	(D)	(D)	10	7	—	2	—	1	—	—	—	—
<b>44-45</b>	<b>Retail trade</b> .....	<b>361</b>	<b>1 130</b>	<b>4 964</b>	<b>53</b>	<b>27</b>	<b>18</b>	<b>6</b>	<b>2</b>	—	—	—	—	—
445	Food & beverage stores .....	(C)	(D)	(D)	7	2	3	—	2	—	—	—	—	—
4451	Grocery stores .....	(C)	(D)	(D)	6	1	3	—	2	—	—	—	—	—
44511	Grocery (except convenience) stores .....	103	303	1 322	5	1	2	—	2	—	—	—	—	—
445110	Grocery (except convenience) stores .....	103	303	1 322	5	1	2	—	2	—	—	—	—	—
<b>48-49</b>	<b>Transportation &amp; warehousing</b> .....	<b>31</b>	<b>190</b>	<b>856</b>	<b>10</b>	<b>7</b>	<b>2</b>	<b>1</b>	—	—	—	—	—	—
<b>51</b>	<b>Information</b> .....	<b>(A)</b>	<b>(D)</b>	<b>(D)</b>	<b>3</b>	<b>3</b>	—	—	—	—	—	—	—	—
<b>52</b>	<b>Finance &amp; insurance</b> .....	<b>70</b>	<b>557</b>	<b>1 918</b>	<b>13</b>	<b>9</b>	<b>1</b>	<b>2</b>	<b>1</b>	—	—	—	—	—
<b>53</b>	<b>Real estate &amp; rental &amp; leasing</b> .....	<b>114</b>	<b>239</b>	<b>1 237</b>	<b>10</b>	<b>9</b>	—	—	—	—	<b>1</b>	—	—	—
532	Rental & leasing services .....	(C)	(D)	(D)	1	—	—	—	—	—	1	—	—	—
5322	Consumer goods rental .....	(C)	(D)	(D)	1	—	—	—	—	—	1	—	—	—
53223	Video tape & disc rental .....	(C)	(D)	(D)	1	—	—	—	—	—	1	—	—	—
<b>54</b>	<b>Professional, scientific &amp; technical services</b> .....	<b>59</b>	<b>338</b>	<b>1 659</b>	<b>11</b>	<b>7</b>	<b>3</b>	—	<b>1</b>	—	—	—	—	—
<b>56</b>	<b>Admin, support, waste mgt, remediation services</b> .....	<b>68</b>	<b>139</b>	<b>709</b>	<b>14</b>	<b>10</b>	<b>3</b>	—	<b>1</b>	—	—	—	—	—
<b>61</b>	<b>Educational services</b> .....	<b>56</b>	<b>224</b>	<b>870</b>	<b>3</b>	<b>1</b>	—	<b>1</b>	<b>1</b>	—	—	—	—	—
<b>62</b>	<b>Health care and social assistance</b> .....	<b>57</b>	<b>168</b>	<b>760</b>	<b>8</b>	<b>4</b>	<b>3</b>	—	<b>1</b>	—	—	—	—	—
<b>71</b>	<b>Arts, entertainment &amp; recreation</b> .....	<b>83</b>	<b>288</b>	<b>1 395</b>	<b>11</b>	<b>5</b>	<b>4</b>	<b>1</b>	<b>1</b>	—	—	—	—	—
<b>72</b>	<b>Accommodation &amp; food services</b> .....	<b>72</b>	<b>155</b>	<b>1 209</b>	<b>21</b>	<b>15</b>	<b>3</b>	<b>3</b>	—	—	—	—	—	—
<b>81</b>	<b>Other services (except public administration)</b> .....	<b>160</b>	<b>467</b>	<b>2 083</b>	<b>49</b>	<b>35</b>	<b>13</b>	<b>1</b>	—	—	—	—	—	—
<b>99</b>	<b>Unclassified establishments</b> .....	<b>(B)</b>	<b>(D)</b>	<b>(D)</b>	<b>11</b>	<b>10</b>	—	<b>1</b>	—	—	—	—	—	—

Note: Employment-size classes are indicated as follows: A—0 to 19; B—20 to 99; C—100 to 249; E—250 to 499; F—500 to 999; G—1,000 to 2,499; H—2,500 to 4,999; I—5,000 to 9,999; J—10,000 to 24,999; K—25,000 to 49,999; L—50,000 to 99,999; M—100,000 or more.



**Table 6. Counties—Employees, Payroll, and Establishments by Industry: 1999—Con.**

[Excludes most government employees, railroad employees, and self-employed persons. Size class 1 to 4 includes establishments with payroll, but no employees, during mid-March pay period. (D) denotes figures withheld to avoid disclosing data for individual companies; the data are included in broader industry totals. Detailed industries with 100 or more employees are shown if industry was not a (D). For explanation of terms, abbreviations, and data reliability/comparability, see introductory text]

NAICS code	Industry	Number of employees for week including March 12	Payroll (\$1,000)		Total number of establishments	Number of establishments by employment-size class								
			First quarter	Annual		1 to 4	5 to 9	10 to 19	20 to 49	50 to 99	100 to 249	250 to 499	500 to 999	1,000 or more
<b>NOTTOWAY</b>														
	<b>Total</b> .....	<b>3 615</b>	<b>14 942</b>	<b>63 863</b>	<b>352</b>	<b>186</b>	<b>83</b>	<b>43</b>	<b>27</b>	<b>9</b>	<b>4</b>	-	-	-
<b>11</b>	<b>Forestry, fishing, hunting, and agriculture support</b> .....	<b>64</b>	<b>300</b>	<b>1 471</b>	<b>10</b>	<b>5</b>	<b>2</b>	<b>3</b>	-	-	-	-	-	-
<b>21</b>	<b>Mining</b> .....	<b>(A)</b>	<b>(D)</b>	<b>(D)</b>	<b>1</b>	-	-	<b>1</b>	-	-	-	-	-	-
<b>22</b>	<b>Utilities</b> .....	<b>(B)</b>	<b>(D)</b>	<b>(D)</b>	<b>1</b>	-	-	-	-	<b>1</b>	-	-	-	-
<b>23</b>	<b>Construction</b> .....	<b>267</b>	<b>922</b>	<b>3 981</b>	<b>47</b>	<b>31</b>	<b>8</b>	<b>7</b>	-	<b>1</b>	-	-	-	-
235	Special trade contractors .....	187	593	2 558	28	19	4	4	-	1	-	-	-	-
<b>31-33</b>	<b>Manufacturing</b> .....	<b>776</b>	<b>3 822</b>	<b>16 465</b>	<b>21</b>	<b>4</b>	<b>4</b>	<b>2</b>	<b>7</b>	<b>2</b>	<b>2</b>	-	-	-
321	Wood product mfg .....	238	1 025	4 701	7	1	1	-	4	1	-	-	-	-
3211	Sawmills & wood preservation .....	(C)	(D)	(D)	2	-	-	-	1	1	-	-	-	-
32111	Sawmills & wood preservation .....	(C)	(D)	(D)	2	-	-	-	1	1	-	-	-	-
326	Plastics & rubber products mfg .....	(C)	(D)	(D)	3	-	-	1	1	-	1	-	-	-
3262	Rubber product mfg .....	(C)	(D)	(D)	2	-	-	-	1	-	1	-	-	-
32629	Other rubber product mfg .....	(C)	(D)	(D)	1	-	-	-	-	-	1	-	-	-
337	Furniture & related product mfg .....	(C)	(D)	(D)	1	-	-	-	-	-	1	-	-	-
3372	Office furniture (including fixtures) mfg .....	(C)	(D)	(D)	1	-	-	-	-	-	1	-	-	-
33721	Office furniture (including fixtures) mfg .....	(C)	(D)	(D)	1	-	-	-	-	-	1	-	-	-
<b>42</b>	<b>Wholesale trade</b> .....	<b>220</b>	<b>1 217</b>	<b>5 027</b>	<b>16</b>	<b>5</b>	<b>5</b>	<b>4</b>	<b>1</b>	<b>1</b>	-	-	-	-
422	Wholesale trade, nondurable goods .....	137	569	2 563	5	-	2	2	-	1	-	-	-	-
<b>44-45</b>	<b>Retail trade</b> .....	<b>803</b>	<b>2 881</b>	<b>12 326</b>	<b>82</b>	<b>34</b>	<b>28</b>	<b>13</b>	<b>5</b>	<b>1</b>	<b>1</b>	-	-	-
441	Motor vehicle & parts dealers .....	105	627	2 718	16	10	3	2	1	-	-	-	-	-
445	Food & beverage stores .....	119	318	1 262	11	7	1	1	1	1	-	-	-	-
4451	Grocery stores .....	(C)	(D)	(D)	9	5	1	1	1	1	-	-	-	-
44511	Grocery (except convenience) stores .....	107	288	1 130	7	4	-	1	1	1	-	-	-	-
445110	Grocery (except convenience) stores .....	107	288	1 130	7	4	-	1	1	1	-	-	-	-
447	Gasoline stations .....	117	302	1 365	12	4	5	1	2	-	-	-	-	-
4471	Gasoline stations .....	117	302	1 365	12	4	5	1	2	-	-	-	-	-
44711	Gasoline stations with convenience stores .....	112	292	1 294	9	1	5	1	2	-	-	-	-	-
447110	Gasoline stations with convenience stores .....	112	292	1 294	9	1	5	1	2	-	-	-	-	-
452	General merchandise stores .....	(C)	(D)	(D)	6	1	4	-	-	-	1	-	-	-
4521	Department stores .....	(C)	(D)	(D)	1	-	-	-	-	-	1	-	-	-
45211	Department stores .....	(C)	(D)	(D)	1	-	-	-	-	-	1	-	-	-
<b>48-49</b>	<b>Transportation &amp; warehousing</b> .....	<b>76</b>	<b>455</b>	<b>2 245</b>	<b>12</b>	<b>10</b>	-	-	<b>2</b>	-	-	-	-	-
<b>51</b>	<b>Information</b> .....	<b>59</b>	<b>388</b>	<b>1 656</b>	<b>8</b>	<b>2</b>	<b>4</b>	<b>2</b>	-	-	-	-	-	-
<b>52</b>	<b>Finance &amp; insurance</b> .....	<b>111</b>	<b>719</b>	<b>2 911</b>	<b>16</b>	<b>8</b>	<b>6</b>	<b>1</b>	<b>1</b>	-	-	-	-	-
<b>53</b>	<b>Real estate &amp; rental &amp; leasing</b> .....	<b>9</b>	<b>41</b>	<b>175</b>	<b>5</b>	<b>5</b>	-	-	-	-	-	-	-	-
<b>54</b>	<b>Professional, scientific &amp; technical services</b> .....	<b>108</b>	<b>296</b>	<b>930</b>	<b>17</b>	<b>12</b>	<b>3</b>	<b>1</b>	-	<b>1</b>	-	-	-	-
541	Professional, scientific & technical services .....	108	296	930	17	12	3	1	-	1	-	-	-	-
<b>56</b>	<b>Admin, support, waste mgt, remediation services</b> .....	<b>21</b>	<b>75</b>	<b>339</b>	<b>6</b>	<b>5</b>	-	<b>1</b>	-	-	-	-	-	-
<b>61</b>	<b>Educational services</b> .....	<b>(B)</b>	<b>(D)</b>	<b>(D)</b>	<b>1</b>	-	-	-	-	<b>1</b>	-	-	-	-
<b>62</b>	<b>Health care and social assistance</b> .....	<b>324</b>	<b>1 072</b>	<b>4 873</b>	<b>23</b>	<b>9</b>	<b>8</b>	<b>3</b>	<b>2</b>	-	<b>1</b>	-	-	-
621	Ambulatory health care services .....	(C)	(D)	(D)	13	5	6	1	1	-	-	-	-	-
623	Nursing & residential care facilities .....	203	649	3 000	6	2	-	2	1	-	1	-	-	-
6231	Nursing care facilities .....	(C)	(D)	(D)	1	-	-	-	-	-	1	-	-	-
62311	Nursing care facilities .....	(C)	(D)	(D)	1	-	-	-	-	-	1	-	-	-
<b>71</b>	<b>Arts, entertainment &amp; recreation</b> .....	<b>11</b>	<b>22</b>	<b>128</b>	<b>3</b>	<b>2</b>	<b>1</b>	-	-	-	-	-	-	-
<b>72</b>	<b>Accommodation &amp; food services</b> .....	<b>378</b>	<b>609</b>	<b>2 615</b>	<b>23</b>	<b>6</b>	<b>4</b>	<b>4</b>	<b>9</b>	-	-	-	-	-
722	Food services & drinking places .....	332	504	2 185	19	5	2	4	8	-	-	-	-	-
7221	Full-service restaurants .....	142	191	846	9	2	1	2	4	-	-	-	-	-
72211	Full-service restaurants .....	142	191	846	9	2	1	2	4	-	-	-	-	-
722110	Full-service restaurants .....	142	191	846	9	2	1	2	4	-	-	-	-	-
7222	Limited-service eating places .....	190	313	1 339	10	3	1	2	4	-	-	-	-	-
72221	Limited-service eating places .....	190	313	1 339	10	3	1	2	4	-	-	-	-	-
722211	Limited-service eating places .....	190	313	1 339	10	3	1	2	4	-	-	-	-	-
<b>81</b>	<b>Other services (except public administration)</b> .....	<b>219</b>	<b>611</b>	<b>2 693</b>	<b>57</b>	<b>45</b>	<b>10</b>	<b>1</b>	-	<b>1</b>	-	-	-	-
813	Religious, grantmaking, civic, prof & like organizations .....	121	205	912	25	20	4	-	-	1	-	-	-	-
8131	Religious organizations .....	116	196	872	22	17	4	-	-	1	-	-	-	-
81311	Religious organizations .....	116	196	872	22	17	4	-	-	1	-	-	-	-
813110	Religious organizations .....	116	196	872	22	17	4	-	-	1	-	-	-	-
<b>99</b>	<b>Unclassified establishments</b> .....	<b>(A)</b>	<b>(D)</b>	<b>(D)</b>	<b>3</b>	<b>3</b>	-	-	-	-	-	-	-	-

Note: Employment-size classes are indicated as follows: A—0 to 19; B—20 to 99; C—100 to 249; E—250 to 499; F—500 to 999; G—1,000 to 2,499; H—2,500 to 4,999; I—5,000 to 9,999; J—10,000 to 24,999; K—25,000 to 49,999; L—50,000 to 99,999; M—100,000 or more.

**Table 6. Counties—Employees, Payroll, and Establishments by Industry: 1999—Con.**

[Excludes most government employees, railroad employees, and self-employed persons. Size class 1 to 4 includes establishments with payroll, but no employees, during mid-March pay period. (D) denotes figures withheld to avoid disclosing data for individual companies; the data are included in broader industry totals. Detailed industries with 100 or more employees are shown if industry was not a (D). For explanation of terms, abbreviations, and data reliability/comparability, see introductory text]

NAICS code	Industry	Number of employees for week including March 12	Payroll (\$1,000)		Total number of establishments	Number of establishments by employment-size class								
			First quarter	Annual		1 to 4	5 to 9	10 to 19	20 to 49	50 to 99	100 to 249	250 to 499	500 to 999	1,000 or more
<b>ORANGE</b>														
	<b>Total</b>	<b>6 674</b>	<b>39 175</b>	<b>162 474</b>	<b>595</b>	<b>359</b>	<b>128</b>	<b>49</b>	<b>39</b>	<b>10</b>	<b>5</b>	<b>4</b>	<b>1</b>	<b>-</b>
11	Forestry, fishing, hunting, and agriculture support	13	76	316	4	2	2	-	-	-	-	-	-	-
22	Utilities	(B)	(D)	(D)	2	-	-	-	2	-	-	-	-	-
23	Construction	691	3 651	15 531	119	79	26	8	5	-	1	-	-	-
233	Building, developing & general contracting	297	1 348	5 881	51	32	16	2	-	-	1	-	-	-
2332	Residential building construction	251	1 055	4 590	43	28	13	1	-	-	1	-	-	-
23321	Single-family housing construction	251	1 055	4 590	43	28	13	1	-	-	1	-	-	-
233210	Single-family housing construction	251	1 055	4 590	43	28	13	1	-	-	1	-	-	-
235	Special trade contractors	366	2 116	8 633	62	43	9	5	5	-	-	-	-	-
2351	Plumbing, heating & AC contractor	120	590	2 687	15	9	2	2	2	-	-	-	-	-
23511	Plumbing, heating & AC contractor	120	590	2 687	15	9	2	2	2	-	-	-	-	-
235110	Plumbing, heating & AC contractor	120	590	2 687	15	9	2	2	2	-	-	-	-	-
2354	Masonry, drywall, insulation, tile contractors	122	906	3 053	15	8	3	2	2	-	-	-	-	-
31-33	Manufacturing	2 557	18 592	78 452	31	8	5	4	6	1	3	3	1	-
313	Textile mills	(E)	(D)	(D)	2	-	-	-	1	-	1	-	-	-
3132	Fabric mills	(E)	(D)	(D)	2	-	-	-	1	-	1	-	-	-
31324	Knit fabric mills	(E)	(D)	(D)	1	-	-	-	-	-	-	1	-	-
321	Wood product mfg	391	3 135	10 983	7	1	2	1	2	-	-	1	-	-
3219	Other wood product mfg	(E)	(D)	(D)	2	1	-	-	-	-	-	1	-	-
32191	Millwork	(E)	(D)	(D)	1	-	-	-	-	-	-	1	-	-
323	Printing & related support activities	(E)	(D)	(D)	3	2	-	-	-	-	-	1	-	-
3231	Printing & related support activities	(E)	(D)	(D)	3	2	-	-	-	-	-	1	-	-
32311	Printing	(E)	(D)	(D)	3	2	-	-	-	-	-	1	-	-
326	Plastics & rubber products mfg	(F)	(D)	(D)	1	-	-	-	-	-	-	-	1	-
3261	Plastics product mfg	(F)	(D)	(D)	1	-	-	-	-	-	-	-	1	-
32611	Unsupported plastics film, sheet, & bag mfg	(F)	(D)	(D)	1	-	-	-	-	-	-	-	1	-
327	Nonmetallic mineral product mfg	127	776	3 249	4	1	-	-	2	1	-	-	-	-
333	Machinery mfg	(C)	(D)	(D)	1	-	-	-	-	-	1	-	-	-
3333	Commercial & service industry machinery mfg	(C)	(D)	(D)	1	-	-	-	-	-	1	-	-	-
33331	Commercial & service industry machinery mfg	(C)	(D)	(D)	1	-	-	-	-	-	1	-	-	-
334	Computer & electronic product mfg	(C)	(D)	(D)	2	-	1	-	-	-	1	-	-	-
3342	Communications equipment mfg	(C)	(D)	(D)	1	-	-	-	-	-	1	-	-	-
33421	Telephone apparatus mfg	(C)	(D)	(D)	1	-	-	-	-	-	1	-	-	-
337	Furniture & related product mfg	(C)	(D)	(D)	4	2	-	1	-	-	1	-	-	-
3372	Office furniture (including fixtures) mfg	(C)	(D)	(D)	2	1	-	-	-	-	1	-	-	-
33721	Office furniture (including fixtures) mfg	(C)	(D)	(D)	2	1	-	-	-	-	1	-	-	-
42	Wholesale trade	145	810	3 931	26	19	3	2	2	-	-	-	-	-
421	Wholesale trade, durable goods	127	756	3 724	18	11	3	2	2	-	-	-	-	-
44-45	Retail trade	974	4 234	18 095	105	51	32	10	8	4	-	-	-	-
441	Motor vehicle & parts dealers	175	1 165	5 329	15	5	5	1	4	-	-	-	-	-
445	Food & beverage stores	296	1 009	3 846	15	6	4	-	2	3	-	-	-	-
4451	Grocery stores	(E)	(D)	(D)	13	4	4	-	2	3	-	-	-	-
44511	Grocery (except convenience) stores	264	946	3 589	8	2	1	-	2	3	-	-	-	-
445110	Grocery (except convenience) stores	264	946	3 589	8	2	1	-	2	3	-	-	-	-
446	Health & personal care stores	159	838	3 510	6	-	1	4	-	1	-	-	-	-
4461	Health & personal care stores	159	838	3 510	6	-	1	4	-	1	-	-	-	-
44611	Pharmacies & drug stores	159	838	3 510	6	-	1	4	-	1	-	-	-	-
446110	Pharmacies & drug stores	159	838	3 510	6	-	1	4	-	1	-	-	-	-
48-49	Transportation & warehousing	146	1 641	6 385	15	8	4	-	2	1	-	-	-	-
484	Truck transportation	(C)	(D)	(D)	12	6	4	-	1	1	-	-	-	-
4841	General freight trucking	112	1 204	4 796	7	3	2	-	1	1	-	-	-	-
51	Information	154	769	3 696	11	5	1	3	1	1	-	-	-	-
52	Finance & insurance	91	775	2 695	23	15	7	1	-	-	-	-	-	-
53	Real estate & rental & leasing	44	141	553	18	15	2	1	-	-	-	-	-	-
54	Professional, scientific & technical services	189	938	4 521	40	23	13	2	2	-	-	-	-	-
541	Professional, scientific & technical services	189	938	4 521	40	23	13	2	2	-	-	-	-	-
55	Management of companies & enterprises	(A)	(D)	(D)	1	1	-	-	-	-	-	-	-	-
56	Admin, support, waste mgt, remediation services	92	368	1 726	29	26	1	1	1	-	-	-	-	-
61	Educational services	(E)	(D)	(D)	5	2	1	-	-	1	-	1	-	-
611	Educational services	(E)	(D)	(D)	5	2	1	-	-	1	-	1	-	-
6112	Junior colleges	(E)	(D)	(D)	1	-	-	-	-	-	-	1	-	-
61121	Junior colleges	(E)	(D)	(D)	1	-	-	-	-	-	-	1	-	-
62	Health care and social assistance	166	790	3 439	33	18	12	2	1	-	-	-	-	-
621	Ambulatory health care services	(C)	(D)	(D)	20	7	11	1	1	-	-	-	-	-
71	Arts, entertainment & recreation	112	358	1 909	13	10	-	1	1	1	-	-	-	-

Note: Employment-size classes are indicated as follows: A—0 to 19; B—20 to 99; C—100 to 249; E—250 to 499; F—500 to 999; G—1,000 to 2,499; H—2,500 to 4,999; I—5,000 to 9,999; J—10,000 to 24,999; K—25,000 to 49,999; L—50,000 to 99,999; M—100,000 or more.

**Table 6. Counties—Employees, Payroll, and Establishments by Industry: 1999—Con.**

[Excludes most government employees, railroad employees, and self-employed persons. Size class 1 to 4 includes establishments with payroll, but no employees, during mid-March pay period. (D) denotes figures withheld to avoid disclosing data for individual companies; the data are included in broader industry totals. Detailed industries with 100 or more employees are shown if industry was not a (D). For explanation of terms, abbreviations, and data reliability/comparability, see introductory text]

NAICS code	Industry	Number of employees for week including March 12	Payroll (\$1,000)		Total number of establishments	Number of establishments by employment-size class								
			First quarter	Annual		1 to 4	5 to 9	10 to 19	20 to 49	50 to 99	100 to 249	250 to 499	500 to 999	1,000 or more
<b>ORANGE—Con.</b>														
<b>72</b>	<b>Accommodation &amp; food services</b>	<b>419</b>	<b>876</b>	<b>3 780</b>	<b>35</b>	<b>13</b>	<b>6</b>	<b>8</b>	<b>8</b>	—	—	—	—	—
722	Food services & drinking places	(E)	(D)	(D)	28	9	4	7	8	—	—	—	—	—
7221	Full-service restaurants	186	337	1 452	16	5	4	4	3	—	—	—	—	—
72211	Full-service restaurants	186	337	1 452	16	5	4	4	3	—	—	—	—	—
722110	Full-service restaurants	186	337	1 452	16	5	4	4	3	—	—	—	—	—
7222	Limited-service eating places	196	455	1 979	11	3	—	3	5	—	—	—	—	—
72221	Limited-service eating places	196	455	1 979	11	3	—	3	5	—	—	—	—	—
<b>81</b>	<b>Other services (except public administration)</b>	<b>345</b>	<b>1 224</b>	<b>5 471</b>	<b>72</b>	<b>52</b>	<b>13</b>	<b>6</b>	—	<b>1</b>	—	—	—	—
813	Religious, grantmaking, civic, prof & like organizations	184	575	2 729	32	26	4	1	—	1	—	—	—	—
8139	Business, labor, political, like organizations	103	369	1 900	7	6	—	—	—	1	—	—	—	—
<b>95</b>	<b>Auxiliaries (exc corporate, subsidiary &amp; regional mgt)</b>	<b>(C)</b>	<b>(D)</b>	<b>(D)</b>	<b>1</b>	—	—	—	—	—	<b>1</b>	—	—	—
<b>99</b>	<b>Unclassified establishments</b>	<b>12</b>	<b>53</b>	<b>379</b>	<b>12</b>	<b>12</b>	—	—	—	—	—	—	—	—
<b>PAGE</b>														
	<b>Total</b>	<b>5 953</b>	<b>23 726</b>	<b>110 672</b>	<b>463</b>	<b>274</b>	<b>100</b>	<b>46</b>	<b>24</b>	<b>10</b>	<b>5</b>	<b>3</b>	—	<b>1</b>
<b>11</b>	<b>Forestry, fishing, hunting, and agriculture support</b>	<b>(A)</b>	<b>(D)</b>	<b>(D)</b>	<b>2</b>	<b>2</b>	—	—	—	—	—	—	—	—
<b>22</b>	<b>Utilities</b>	<b>(B)</b>	<b>(D)</b>	<b>(D)</b>	<b>2</b>	<b>1</b>	—	—	<b>1</b>	—	—	—	—	—
<b>23</b>	<b>Construction</b>	<b>585</b>	<b>2 460</b>	<b>12 358</b>	<b>81</b>	<b>42</b>	<b>23</b>	<b>11</b>	<b>3</b>	<b>2</b>	—	—	—	—
233	Building, developing & general contracting	(C)	(D)	(D)	22	11	7	3	1	—	—	—	—	—
2332	Residential building construction	(C)	(D)	(D)	18	10	5	2	1	—	—	—	—	—
23321	Single-family housing construction	101	361	1 704	17	9	5	2	1	—	—	—	—	—
233210	Single-family housing construction	101	361	1 704	17	9	5	2	1	—	—	—	—	—
235	Special trade contractors	384	1 438	6 820	55	28	16	8	2	1	—	—	—	—
2355	Carpentry & floor contractors	(C)	(D)	(D)	21	8	8	4	1	—	—	—	—	—
23551	Carpentry contractors	156	536	2 314	19	7	7	4	1	—	—	—	—	—
235510	Carpentry contractors	156	536	2 314	19	7	7	4	1	—	—	—	—	—
<b>31-33</b>	<b>Manufacturing</b>	<b>2 611</b>	<b>11 596</b>	<b>50 976</b>	<b>17</b>	<b>7</b>	<b>1</b>	<b>1</b>	—	<b>2</b>	<b>2</b>	<b>3</b>	—	<b>1</b>
311	Food mfg	(E)	(D)	(D)	2	1	—	—	—	—	—	1	—	—
3116	Animal slaughtering & processing	(E)	(D)	(D)	1	—	—	—	—	—	—	1	—	—
31161	Animal slaughtering & processing	(E)	(D)	(D)	1	—	—	—	—	—	—	1	—	—
315	Apparel manufacturing	(G)	(D)	(D)	2	—	—	—	—	—	—	1	—	1
3152	Cut & sew apparel mfg	(G)	(D)	(D)	2	—	—	—	—	—	—	1	—	1
31521	Cut & sew apparel contractors	(E)	(D)	(D)	1	—	—	—	—	—	—	1	—	—
31522	Men's, boys' cut & sew apparel mfg	(G)	(D)	(D)	1	—	—	—	—	—	—	—	—	1
321	Wood product mfg	(C)	(D)	(D)	2	1	—	—	—	—	1	—	—	—
3219	Other wood product mfg	(C)	(D)	(D)	2	1	—	—	—	—	1	—	—	—
32191	Millwork	(C)	(D)	(D)	2	1	—	—	—	—	1	—	—	—
323	Printing & related support activities	(C)	(D)	(D)	2	—	1	—	—	—	1	—	—	—
3231	Printing & related support activities	(C)	(D)	(D)	2	—	1	—	—	—	1	—	—	—
32311	Printing	(C)	(D)	(D)	2	—	1	—	—	—	1	—	—	—
332	Fabricated metal product mfg	146	883	3 668	3	—	—	1	—	2	—	—	—	—
3327	Mach shops, turn prod, screw, nut, bolt mfg	146	883	3 668	3	—	—	1	—	2	—	—	—	—
335	Electrical equip, appliance & component mfg	(E)	(D)	(D)	1	—	—	—	—	—	—	1	—	—
3359	Other electrical equipment & component mfg	(E)	(D)	(D)	1	—	—	—	—	—	—	1	—	—
33599	All oth electrical equipment & component mfg	(E)	(D)	(D)	1	—	—	—	—	—	—	1	—	—
<b>42</b>	<b>Wholesale trade</b>	<b>35</b>	<b>119</b>	<b>500</b>	<b>13</b>	<b>10</b>	<b>2</b>	<b>1</b>	—	—	—	—	—	—
<b>44-45</b>	<b>Retail trade</b>	<b>704</b>	<b>2 514</b>	<b>10 381</b>	<b>87</b>	<b>44</b>	<b>24</b>	<b>12</b>	<b>4</b>	<b>3</b>	—	—	—	—
445	Food & beverage stores	267	939	3 647	14	4	5	—	3	2	—	—	—	—
4451	Grocery stores	(E)	(D)	(D)	11	2	4	—	3	2	—	—	—	—
44511	Grocery (except convenience) stores	228	874	3 308	6	1	—	—	3	2	—	—	—	—
445110	Grocery (except convenience) stores	228	874	3 308	6	1	—	—	3	2	—	—	—	—
447	Gasoline stations	109	287	1 185	9	3	1	4	—	1	—	—	—	—
4471	Gasoline stations	109	287	1 185	9	3	1	4	—	1	—	—	—	—
44711	Gasoline stations with convenience stores	(C)	(D)	(D)	8	2	1	4	—	1	—	—	—	—
<b>48-49</b>	<b>Transportation &amp; warehousing</b>	<b>25</b>	<b>71</b>	<b>451</b>	<b>8</b>	<b>7</b>	—	<b>1</b>	—	—	—	—	—	—
<b>51</b>	<b>Information</b>	<b>41</b>	<b>227</b>	<b>1 041</b>	<b>7</b>	<b>4</b>	—	<b>3</b>	—	—	—	—	—	—
<b>52</b>	<b>Finance &amp; insurance</b>	<b>125</b>	<b>751</b>	<b>3 522</b>	<b>25</b>	<b>15</b>	<b>8</b>	—	<b>2</b>	—	—	—	—	—
522	Credit intermediation & related activities	(C)	(D)	(D)	12	3	7	—	2	—	—	—	—	—
5221	Depository credit intermediation	(C)	(D)	(D)	11	2	7	—	2	—	—	—	—	—
52211	Commercial banking	(C)	(D)	(D)	10	1	7	—	2	—	—	—	—	—
<b>53</b>	<b>Real estate &amp; rental &amp; leasing</b>	<b>59</b>	<b>135</b>	<b>569</b>	<b>10</b>	<b>7</b>	<b>1</b>	<b>1</b>	<b>1</b>	—	—	—	—	—
<b>54</b>	<b>Professional, scientific &amp; technical services</b>	<b>80</b>	<b>267</b>	<b>1 230</b>	<b>27</b>	<b>22</b>	<b>3</b>	<b>2</b>	—	—	—	—	—	—
<b>55</b>	<b>Management of companies &amp; enterprises</b>	<b>(A)</b>	<b>(D)</b>	<b>(D)</b>	<b>2</b>	<b>2</b>	—	—	—	—	—	—	—	—

Note: Employment-size classes are indicated as follows: A—0 to 19; B—20 to 99; C—100 to 249; E—250 to 499; F—500 to 999; G—1,000 to 2,499; H—2,500 to 4,999; I—5,000 to 9,999; J—10,000 to 24,999; K—25,000 to 49,999; L—50,000 to 99,999; M—100,000 or more.

**Table 6. Counties—Employees, Payroll, and Establishments by Industry: 1999—Con.**

[Excludes most government employees, railroad employees, and self-employed persons. Size class 1 to 4 includes establishments with payroll, but no employees, during mid-March pay period. (D) denotes figures withheld to avoid disclosing data for individual companies; the data are included in broader industry totals. Detailed industries with 100 or more employees are shown if industry was not a (D). For explanation of terms, abbreviations, and data reliability/comparability, see introductory text]

NAICS code	Industry	Number of employees for week including March 12	Payroll (\$1,000)		Total number of establishments	Number of establishments by employment-size class								
			First quarter	Annual		1 to 4	5 to 9	10 to 19	20 to 49	50 to 99	100 to 249	250 to 499	500 to 999	1,000 or more
<b>PAGE—Con.</b>														
<b>56</b>	<b>Admin. support, waste mgt, remediation services</b>	<b>216</b>	<b>498</b>	<b>3 297</b>	<b>22</b>	<b>15</b>	<b>2</b>	<b>3</b>	—	<b>2</b>	—	—	—	—
561	Administrative & support services	216	498	3 297	22	15	2	3	—	2	—	—	—	—
5617	Services to buildings & dwellings	(C)	(D)	(D)	20	14	2	3	—	1	—	—	—	—
56173	Landscaping services	(C)	(D)	(D)	19	13	2	3	—	1	—	—	—	—
<b>61</b>	<b>Educational services</b>	<b>53</b>	<b>316</b>	<b>1 337</b>	<b>4</b>	<b>2</b>	—	—	<b>2</b>	—	—	—	—	—
<b>62</b>	<b>Health care and social assistance</b>	<b>516</b>	<b>2 295</b>	<b>10 017</b>	<b>28</b>	<b>13</b>	<b>10</b>	<b>1</b>	<b>1</b>	<b>1</b>	<b>2</b>	—	—	—
622	Hospitals	(C)	(D)	(D)	1	—	—	—	—	—	1	—	—	—
6221	General medical & surgical hospitals	(C)	(D)	(D)	1	—	—	—	—	—	1	—	—	—
62211	General medical & surgical hospitals	(C)	(D)	(D)	1	—	—	—	—	—	1	—	—	—
623	Nursing & residential care facilities	(C)	(D)	(D)	4	—	2	—	—	1	1	—	—	—
6231	Nursing care facilities	(C)	(D)	(D)	1	—	—	—	—	—	1	—	—	—
62311	Nursing care facilities	(C)	(D)	(D)	1	—	—	—	—	—	1	—	—	—
6233	Community care facilities for the elderly	105	233	843	3	—	2	—	—	1	—	—	—	—
62331	Community care facilities for the elderly	105	233	843	3	—	2	—	—	1	—	—	—	—
623312	Homes for the elderly	105	233	843	3	—	2	—	—	1	—	—	—	—
<b>71</b>	<b>Arts, entertainment &amp; recreation</b>	<b>(C)</b>	<b>(D)</b>	<b>(D)</b>	<b>6</b>	<b>3</b>	<b>1</b>	—	<b>1</b>	—	<b>1</b>	—	—	—
712	Museums, historical sites & like institutions	(C)	(D)	(D)	4	2	—	—	1	—	1	—	—	—
7121	Museums, historical sites & like institutions	(C)	(D)	(D)	4	2	—	—	1	—	1	—	—	—
71219	Nature parks & other similar institutions	(C)	(D)	(D)	1	—	—	—	—	—	1	—	—	—
<b>72</b>	<b>Accommodation &amp; food services</b>	<b>486</b>	<b>891</b>	<b>7 385</b>	<b>52</b>	<b>23</b>	<b>12</b>	<b>9</b>	<b>8</b>	—	—	—	—	—
721	Accommodation	146	247	3 661	16	8	3	2	3	—	—	—	—	—
7211	Traveler accommodation	(C)	(D)	(D)	14	7	2	2	3	—	—	—	—	—
72111	Hotels (exc casino hotels) & motels	122	175	3 057	11	6	1	1	3	—	—	—	—	—
721110	Hotels (exc casino hotels) & motels	122	175	3 057	11	6	1	1	3	—	—	—	—	—
722	Food services & drinking places	340	644	3 724	36	15	9	7	5	—	—	—	—	—
7221	Full-service restaurants	(C)	(D)	(D)	12	4	4	2	2	—	—	—	—	—
72211	Full-service restaurants	(C)	(D)	(D)	12	4	4	2	2	—	—	—	—	—
7222	Limited-service eating places	212	411	2 182	20	7	5	5	3	—	—	—	—	—
72221	Limited-service eating places	212	411	2 182	20	7	5	5	3	—	—	—	—	—
722211	Limited-service restaurants	198	408	2 116	16	4	5	4	3	—	—	—	—	—
<b>81</b>	<b>Other services (except public administration)</b>	<b>175</b>	<b>498</b>	<b>2 175</b>	<b>61</b>	<b>47</b>	<b>13</b>	<b>1</b>	—	—	—	—	—	—
<b>95</b>	<b>Auxiliaries (exc corporate, subsidiary &amp; regional mgt)</b>	<b>(B)</b>	<b>(D)</b>	<b>(D)</b>	<b>1</b>	—	—	—	<b>1</b>	—	—	—	—	—
<b>99</b>	<b>Unclassified establishments</b>	<b>(A)</b>	<b>(D)</b>	<b>(D)</b>	<b>8</b>	<b>8</b>	—	—	—	—	—	—	—	—
<b>PATRICK</b>														
	<b>Total</b>	<b>4 506</b>	<b>21 841</b>	<b>94 314</b>	<b>310</b>	<b>173</b>	<b>63</b>	<b>32</b>	<b>27</b>	<b>6</b>	<b>5</b>	<b>4</b>	—	—
<b>11</b>	<b>Forestry, fishing, hunting, and agriculture support</b>	<b>(B)</b>	<b>(D)</b>	<b>(D)</b>	<b>16</b>	<b>14</b>	<b>1</b>	—	<b>1</b>	—	—	—	—	—
<b>22</b>	<b>Utilities</b>	<b>(A)</b>	<b>(D)</b>	<b>(D)</b>	<b>1</b>	—	—	<b>1</b>	—	—	—	—	—	—
<b>23</b>	<b>Construction</b>	<b>175</b>	<b>682</b>	<b>3 393</b>	<b>47</b>	<b>36</b>	<b>8</b>	<b>1</b>	<b>2</b>	—	—	—	—	—
<b>31-33</b>	<b>Manufacturing</b>	<b>2 198</b>	<b>12 483</b>	<b>52 582</b>	<b>34</b>	<b>7</b>	<b>9</b>	<b>3</b>	<b>6</b>	<b>2</b>	<b>3</b>	<b>4</b>	—	—
313	Textile mills	(F)	(D)	(D)	2	—	—	—	—	—	—	2	—	—
3132	Fabric mills	(F)	(D)	(D)	2	—	—	—	—	—	—	2	—	—
31322	Narrow fabric mills & schiffli mach embroidery	(E)	(D)	(D)	1	—	—	—	—	—	—	1	—	—
31324	Knit fabric mills	(E)	(D)	(D)	1	—	—	—	—	—	—	1	—	—
321	Wood product mfg	396	2 132	9 820	17	5	6	3	—	1	2	—	—	—
3211	Sawmills & wood preservation	(C)	(D)	(D)	11	2	5	3	—	1	—	—	—	—
32111	Sawmills & wood preservation	(C)	(D)	(D)	11	2	5	3	—	1	—	—	—	—
3212	Veneer, plywood & engineered wood product mfg	(C)	(D)	(D)	1	—	—	—	—	—	1	—	—	—
32121	Veneer, plywood & engineered wood product mfg	(C)	(D)	(D)	1	—	—	—	—	—	1	—	—	—
3219	Other wood product mfg	(C)	(D)	(D)	5	3	1	—	—	—	1	—	—	—
32191	Millwork	(C)	(D)	(D)	1	—	—	—	—	—	1	—	—	—
326	Plastics & rubber products mfg	(C)	(D)	(D)	1	—	—	—	—	—	1	—	—	—
3262	Rubber product mfg	(C)	(D)	(D)	1	—	—	—	—	—	1	—	—	—
32629	Other rubber product mfg	(C)	(D)	(D)	1	—	—	—	—	—	1	—	—	—
332	Fabricated metal product mfg	427	2 887	11 701	4	1	—	—	2	—	—	1	—	—
3322	Cutlery & handtool mfg	(E)	(D)	(D)	1	—	—	—	—	—	—	1	—	—
33221	Cutlery & handtool mfg	(E)	(D)	(D)	1	—	—	—	—	—	—	1	—	—
337	Furniture & related product mfg	(E)	(D)	(D)	2	—	—	—	1	—	—	1	—	—
3371	HH & institutional furniture & kitchen cabinet mfg	(E)	(D)	(D)	1	—	—	—	—	—	—	1	—	—
33712	Household & institutional furniture mfg	(E)	(D)	(D)	1	—	—	—	—	—	—	1	—	—
<b>42</b>	<b>Wholesale trade</b>	<b>184</b>	<b>781</b>	<b>3 572</b>	<b>11</b>	<b>5</b>	<b>2</b>	<b>2</b>	<b>2</b>	—	—	—	—	—
422	Wholesale trade, nondurable goods	102	279	1 221	6	3	1	1	—	1	—	—	—	—

Note: Employment-size classes are indicated as follows: A—0 to 19; B—20 to 99; C—100 to 249; E—250 to 499; F—500 to 999; G—1,000 to 2,499; H—2,500 to 4,999; I—5,000 to 9,999; J—10,000 to 24,999; K—25,000 to 49,999; L—50,000 to 99,999; M—100,000 or more.

**Table 6. Counties—Employees, Payroll, and Establishments by Industry: 1999—Con.**

[Excludes most government employees, railroad employees, and self-employed persons. Size class 1 to 4 includes establishments with payroll, but no employees, during mid-March pay period. (D) denotes figures withheld to avoid disclosing data for individual companies; the data are included in broader industry totals. Detailed industries with 100 or more employees are shown if industry was not a (D). For explanation of terms, abbreviations, and data reliability/comparability, see introductory text]

NAICS code	Industry	Number of employees for week including March 12	Payroll (\$1,000)		Total number of establishments	Number of establishments by employment-size class								
			First quarter	Annual		1 to 4	5 to 9	10 to 19	20 to 49	50 to 99	100 to 249	250 to 499	500 to 999	1,000 or more
<b>PATRICK—Con.</b>														
<b>44-45</b>	<b>Retail trade</b> .....	<b>407</b>	<b>1 495</b>	<b>6 431</b>	<b>50</b>	<b>26</b>	<b>12</b>	<b>8</b>	<b>3</b>	<b>1</b>	—	—	—	—
445	Food & beverage stores .....	(C)	(D)	(D)	7	3	1	1	1	1	—	—	—	—
4451	Grocery stores .....	(C)	(D)	(D)	6	2	1	1	1	1	—	—	—	—
44511	Grocery (except convenience) stores .....	114	335	1 407	5	1	1	1	1	1	—	—	—	—
445110	Grocery (except convenience) stores .....	114	335	1 407	5	1	1	1	1	1	—	—	—	—
447	Gasoline stations .....	146	631	2 836	14	5	3	4	2	—	—	—	—	—
4471	Gasoline stations .....	146	631	2 836	14	5	3	4	2	—	—	—	—	—
<b>48-49</b>	<b>Transportation &amp; warehousing</b> .....	<b>185</b>	<b>785</b>	<b>4 065</b>	<b>27</b>	<b>15</b>	<b>5</b>	<b>5</b>	<b>2</b>	—	—	—	—	—
484	Truck transportation .....	(C)	(D)	(D)	25	14	4	5	2	—	—	—	—	—
<b>51</b>	<b>Information</b> .....	<b>34</b>	<b>193</b>	<b>888</b>	<b>6</b>	<b>3</b>	<b>1</b>	<b>2</b>	—	—	—	—	—	—
<b>52</b>	<b>Finance &amp; insurance</b> .....	<b>95</b>	<b>575</b>	<b>1 569</b>	<b>16</b>	<b>7</b>	<b>7</b>	<b>1</b>	<b>1</b>	—	—	—	—	—
<b>53</b>	<b>Real estate &amp; rental &amp; leasing</b> .....	<b>(A)</b>	<b>(D)</b>	<b>(D)</b>	<b>6</b>	<b>5</b>	<b>1</b>	—	—	—	—	—	—	—
<b>54</b>	<b>Professional, scientific &amp; technical services</b> .....	<b>64</b>	<b>205</b>	<b>761</b>	<b>12</b>	<b>8</b>	<b>2</b>	<b>1</b>	<b>1</b>	—	—	—	—	—
<b>56</b>	<b>Admin. support, waste mgt, remediation services</b> .....	<b>92</b>	<b>440</b>	<b>2 358</b>	<b>9</b>	<b>5</b>	<b>2</b>	—	<b>2</b>	—	—	—	—	—
<b>61</b>	<b>Educational services</b> .....	<b>(A)</b>	<b>(D)</b>	<b>(D)</b>	<b>1</b>	<b>1</b>	—	—	—	—	—	—	—	—
<b>62</b>	<b>Health care and social assistance</b> .....	<b>595</b>	<b>2 765</b>	<b>12 069</b>	<b>20</b>	<b>6</b>	<b>5</b>	<b>2</b>	<b>5</b>	—	<b>2</b>	—	—	—
621	Ambulatory health care services .....	131	789	3 194	12	5	3	1	3	—	—	—	—	—
622	Hospitals .....	(E)	(D)	(D)	2	—	—	—	—	—	2	—	—	—
6221	General medical & surgical hospitals .....	(C)	(D)	(D)	1	—	—	—	—	—	1	—	—	—
62211	General medical & surgical hospitals .....	(C)	(D)	(D)	1	—	—	—	—	—	1	—	—	—
6223	Other specialty hospitals .....	(C)	(D)	(D)	1	—	—	—	—	—	1	—	—	—
62231	Other specialty hospitals .....	(C)	(D)	(D)	1	—	—	—	—	—	1	—	—	—
<b>71</b>	<b>Arts, entertainment &amp; recreation</b> .....	<b>(B)</b>	<b>(D)</b>	<b>(D)</b>	<b>4</b>	<b>3</b>	—	—	<b>1</b>	—	—	—	—	—
<b>72</b>	<b>Accommodation &amp; food services</b> .....	<b>231</b>	<b>379</b>	<b>1 818</b>	<b>21</b>	<b>10</b>	<b>3</b>	<b>4</b>	<b>3</b>	<b>1</b>	—	—	—	—
722	Food services & drinking places .....	197	293	1 213	17	7	3	4	2	1	—	—	—	—
7222	Limited-service eating places .....	114	139	622	5	2	—	1	1	1	—	—	—	—
72221	Limited-service eating places .....	114	139	622	5	2	—	1	1	1	—	—	—	—
722211	Limited-service restaurants .....	114	139	622	5	2	—	1	1	1	—	—	—	—
<b>81</b>	<b>Other services (except public administration)</b> .....	<b>92</b>	<b>279</b>	<b>1 352</b>	<b>25</b>	<b>18</b>	<b>5</b>	<b>2</b>	—	—	—	—	—	—
<b>99</b>	<b>Unclassified establishments</b> .....	<b>(A)</b>	<b>(D)</b>	<b>(D)</b>	<b>4</b>	<b>4</b>	—	—	—	—	—	—	—	—
<b>PITTSYLVANIA</b>														
	<b>Total</b> .....	<b>11 478</b>	<b>60 046</b>	<b>259 538</b>	<b>962</b>	<b>566</b>	<b>186</b>	<b>107</b>	<b>64</b>	<b>19</b>	<b>16</b>	<b>2</b>	<b>1</b>	<b>1</b>
<b>11</b>	<b>Forestry, fishing, hunting, and agriculture support</b> .....	<b>47</b>	<b>175</b>	<b>705</b>	<b>10</b>	<b>5</b>	<b>4</b>	<b>1</b>	—	—	—	—	—	—
<b>21</b>	<b>Mining</b> .....	<b>(A)</b>	<b>(D)</b>	<b>(D)</b>	<b>1</b>	<b>1</b>	—	—	—	—	—	—	—	—
<b>22</b>	<b>Utilities</b> .....	<b>(B)</b>	<b>(D)</b>	<b>(D)</b>	<b>5</b>	<b>3</b>	—	<b>1</b>	<b>1</b>	—	—	—	—	—
<b>23</b>	<b>Construction</b> .....	<b>1 358</b>	<b>5 818</b>	<b>28 810</b>	<b>191</b>	<b>131</b>	<b>31</b>	<b>17</b>	<b>9</b>	<b>1</b>	<b>1</b>	<b>1</b>	—	—
233	Building, developing & general contracting .....	246	1 066	4 547	58	42	9	6	—	1	—	—	—	—
2332	Residential building construction .....	(C)	(D)	(D)	51	38	9	4	—	—	—	—	—	—
23321	Single-family housing construction .....	157	551	2 443	49	36	9	4	—	—	—	—	—	—
233210	Single-family housing construction .....	157	551	2 443	49	36	9	4	—	—	—	—	—	—
234	Heavy construction .....	583	2 577	13 894	14	4	1	4	3	—	1	1	—	—
2341	Highway, street, bridge & tunnel construction .....	210	1 067	6 292	7	1	1	2	2	—	1	—	—	—
23411	Highway & street construction .....	210	1 067	6 292	7	1	1	2	2	—	1	—	—	—
234110	Highway & street construction .....	210	1 067	6 292	7	1	1	2	2	—	1	—	—	—
2349	Other heavy construction .....	373	1 510	7 602	7	3	—	2	1	—	—	1	—	—
23492	Pwr, communication transmsn line construction .....	(E)	(D)	(D)	1	—	—	—	—	—	—	1	—	—
235	Special trade contractors .....	529	2 175	10 369	119	85	21	7	6	—	—	—	—	—
2351	Plumbing, heating & AC contractor .....	166	792	3 550	31	21	5	3	2	—	—	—	—	—
23511	Plumbing, heating & AC contractor .....	166	792	3 550	31	21	5	3	2	—	—	—	—	—
235110	Plumbing, heating & AC contractor .....	166	792	3 550	31	21	5	3	2	—	—	—	—	—
<b>31-33</b>	<b>Manufacturing</b> .....	<b>4 039</b>	<b>27 856</b>	<b>118 588</b>	<b>58</b>	<b>16</b>	<b>6</b>	<b>10</b>	<b>10</b>	<b>5</b>	<b>8</b>	<b>1</b>	<b>1</b>	<b>1</b>
312	Beverage & tobacco product mfg .....	(C)	(D)	(D)	2	—	1	—	—	—	1	—	—	—
3122	Tobacco mfg .....	(C)	(D)	(D)	1	—	—	—	—	—	1	—	—	—
31221	Tobacco stemming & redrying .....	(C)	(D)	(D)	1	—	—	—	—	—	1	—	—	—
313	Textile mills .....	(G)	(D)	(D)	1	—	—	—	—	—	—	—	—	1
3133	Textile, fabric finishing, fabric coating mills .....	(G)	(D)	(D)	1	—	—	—	—	—	—	—	—	1
31331	Textile & fabric finishing mills .....	(G)	(D)	(D)	1	—	—	—	—	—	—	—	—	1
315	Apparel manufacturing .....	240	998	3 017	3	—	—	—	2	—	1	—	—	—
3152	Cut & sew apparel mfg .....	240	998	3 017	3	—	—	—	2	—	1	—	—	—
31522	Men's, boys' cut & sew apparel mfg .....	(C)	(D)	(D)	2	—	—	—	1	—	1	—	—	—
316	Leather & allied product mfg .....	(C)	(D)	(D)	1	—	—	—	—	—	1	—	—	—
3162	Footwear mfg .....	(C)	(D)	(D)	1	—	—	—	—	—	1	—	—	—
31621	Footwear mfg .....	(C)	(D)	(D)	1	—	—	—	—	—	1	—	—	—

Note: Employment-size classes are indicated as follows: A—0 to 19; B—20 to 99; C—100 to 249; E—250 to 499; F—500 to 999; G—1,000 to 2,499; H—2,500 to 4,999; I—5,000 to 9,999; J—10,000 to 24,999; K—25,000 to 49,999; L—50,000 to 99,999; M—100,000 or more.

**Table 6. Counties—Employees, Payroll, and Establishments by Industry: 1999—Con.**

[Excludes most government employees, railroad employees, and self-employed persons. Size class 1 to 4 includes establishments with payroll, but no employees, during mid-March pay period. (D) denotes figures withheld to avoid disclosing data for individual companies; the data are included in broader industry totals. Detailed industries with 100 or more employees are shown if industry was not a (D). For explanation of terms, abbreviations, and data reliability/comparability, see introductory text]

NAICS code	Industry	Number of employees for week including March 12	Payroll (\$1,000)		Total number of establishments	Number of establishments by employment-size class								
			First quarter	Annual		1 to 4	5 to 9	10 to 19	20 to 49	50 to 99	100 to 249	250 to 499	500 to 999	1,000 or more
<b>PITTSYLVANIA—Con.</b>														
<b>31-33 Manufacturing—Con.</b>														
321	Wood product mfg .....	554	3 195	11 942	17	3	2	7	3	1	—	1	—	—
3211	Sawmills & wood preservation .....	154	838	2 887	7	—	—	4	2	1	—	—	—	—
32111	Sawmills & wood preservation .....	154	838	2 887	7	—	—	4	2	1	—	—	—	—
321113	Sawmills .....	154	838	2 887	7	—	—	4	2	1	—	—	—	—
3212	Veneer, plywood & engineered wood product mfg .....	(E)	(D)	(D)	3	1	—	1	—	—	—	1	—	—
32121	Veneer, plywood & engineered wood product mfg .....	(E)	(D)	(D)	3	1	—	1	—	—	—	1	—	—
3219	Other wood product mfg .....	(C)	(D)	(D)	7	2	2	2	1	—	—	—	—	—
322	Paper mfg .....	(C)	(D)	(D)	2	—	—	—	—	—	2	—	—	—
3222	Converted paper product mfg .....	(C)	(D)	(D)	2	—	—	—	—	—	2	—	—	—
32221	Paperboard container mfg .....	(C)	(D)	(D)	2	—	—	—	—	—	2	—	—	—
323	Printing & related support activities .....	(C)	(D)	(D)	1	—	—	—	—	—	1	—	—	—
3231	Printing & related support activities .....	(C)	(D)	(D)	1	—	—	—	—	—	1	—	—	—
32311	Printing .....	(C)	(D)	(D)	1	—	—	—	—	—	1	—	—	—
327	Nonmetallic mineral product mfg .....	(C)	(D)	(D)	2	—	—	1	—	—	1	—	—	—
3272	Glass & glass product mfg .....	(C)	(D)	(D)	1	—	—	—	—	—	1	—	—	—
32721	Glass & glass product mfg .....	(C)	(D)	(D)	1	—	—	—	—	—	1	—	—	—
332	Fabricated metal product mfg .....	(C)	(D)	(D)	7	4	1	1	—	—	1	—	—	—
3323	Architectural & structural metals mfg .....	(C)	(D)	(D)	1	—	—	—	—	—	1	—	—	—
33232	Ornamental & architectural metal prod mfg ...	(C)	(D)	(D)	1	—	—	—	—	—	1	—	—	—
335	Electrical equip, appliance & component mfg .....	(F)	(D)	(D)	2	—	—	—	—	1	—	—	1	—
3359	Other electrical equipment & component mfg ...	(F)	(D)	(D)	2	—	—	—	—	1	—	—	1	—
33592	Communication & energy wire & cable mfg ...	(F)	(D)	(D)	1	—	—	—	—	—	—	—	1	—
<b>42</b>	<b>Wholesale trade .....</b>	<b>352</b>	<b>1 812</b>	<b>7 357</b>	<b>43</b>	<b>20</b>	<b>11</b>	<b>8</b>	<b>3</b>	<b>1</b>	—	—	—	—
421	Wholesale trade, durable goods .....	204	1 129	4 540	29	12	8	8	1	—	—	—	—	—
422	Wholesale trade, nondurable goods .....	148	683	2 817	14	8	3	—	2	1	—	—	—	—
<b>44-45</b>	<b>Retail trade .....</b>	<b>1 835</b>	<b>6 572</b>	<b>27 639</b>	<b>193</b>	<b>98</b>	<b>54</b>	<b>24</b>	<b>9</b>	<b>5</b>	<b>3</b>	—	—	—
441	Motor vehicle & parts dealers .....	191	1 072	4 396	33	19	7	5	2	—	—	—	—	—
4411	Automobile dealers .....	109	662	2 707	17	11	2	2	2	—	—	—	—	—
444	Bldg material & garden equip & supp dealers .....	241	1 072	4 657	20	9	7	3	—	1	—	—	—	—
4441	Building material & supplies dealers .....	212	928	4 030	13	6	3	3	—	—	1	—	—	—
44411	Home centers .....	(C)	(D)	(D)	2	1	—	—	—	—	1	—	—	—
445	Food & beverage stores .....	572	1 592	6 531	25	13	3	1	2	5	1	—	—	—
4451	Grocery stores .....	(F)	(D)	(D)	21	9	3	1	2	5	1	—	—	—
44511	Grocery (except convenience) stores .....	535	1 492	6 145	13	4	—	1	2	5	1	—	—	—
445110	Grocery (except convenience) stores .....	535	1 492	6 145	13	4	—	1	2	5	1	—	—	—
447	Gasoline stations .....	243	597	2 592	38	17	14	6	1	—	—	—	—	—
4471	Gasoline stations .....	243	597	2 592	38	17	14	6	1	—	—	—	—	—
44711	Gasoline stations with convenience stores ...	219	520	2 219	33	14	13	5	1	—	—	—	—	—
447110	Gasoline stations with convenience stores .	219	520	2 219	33	14	13	5	1	—	—	—	—	—
448	Clothing & clothing accessories stores .....	110	381	1 546	18	9	6	3	—	—	—	—	—	—
452	General merchandise stores .....	206	525	1 894	11	2	6	2	—	—	1	—	—	—
4521	Department stores .....	(C)	(D)	(D)	2	—	—	1	—	—	1	—	—	—
45211	Department stores .....	(C)	(D)	(D)	2	—	—	1	—	—	1	—	—	—
453	Miscellaneous store retailers .....	101	526	2 318	19	10	7	1	1	—	—	—	—	—
<b>48-49</b>	<b>Transportation &amp; warehousing .....</b>	<b>119</b>	<b>953</b>	<b>4 132</b>	<b>31</b>	<b>23</b>	<b>3</b>	<b>5</b>	—	—	—	—	—	—
<b>51</b>	<b>Information .....</b>	<b>225</b>	<b>1 134</b>	<b>4 494</b>	<b>8</b>	<b>4</b>	<b>1</b>	<b>1</b>	<b>1</b>	—	<b>1</b>	—	—	—
511	Publishing industries .....	(C)	(D)	(D)	2	1	—	—	—	—	1	—	—	—
5111	Newspaper, periodical, book, database publishers .....	(C)	(D)	(D)	1	—	—	—	—	—	1	—	—	—
51111	Newspaper publishers .....	(C)	(D)	(D)	1	—	—	—	—	—	1	—	—	—
<b>52</b>	<b>Finance &amp; insurance .....</b>	<b>169</b>	<b>1 198</b>	<b>5 287</b>	<b>44</b>	<b>30</b>	<b>11</b>	<b>3</b>	—	—	—	—	—	—
522	Credit intermediation & related activities .....	(C)	(D)	(D)	20	8	11	1	—	—	—	—	—	—
<b>53</b>	<b>Real estate &amp; rental &amp; leasing .....</b>	<b>92</b>	<b>362</b>	<b>2 300</b>	<b>18</b>	<b>15</b>	<b>2</b>	—	—	<b>1</b>	—	—	—	—
<b>54</b>	<b>Professional, scientific &amp; technical services .....</b>	<b>120</b>	<b>436</b>	<b>1 776</b>	<b>32</b>	<b>24</b>	<b>6</b>	<b>1</b>	<b>1</b>	—	—	—	—	—
541	Professional, scientific & technical services .....	120	436	1 776	32	24	6	1	1	—	—	—	—	—
<b>55</b>	<b>Management of companies &amp; enterprises .....</b>	<b>148</b>	<b>1 186</b>	<b>4 555</b>	<b>6</b>	<b>1</b>	<b>1</b>	<b>1</b>	<b>2</b>	<b>1</b>	—	—	—	—
551	Management of companies & enterprises .....	148	1 186	4 555	6	1	1	1	2	1	—	—	—	—
5511	Management of companies & enterprises .....	148	1 186	4 555	6	1	1	1	2	1	—	—	—	—
55111	Management of companies & enterprises .....	148	1 186	4 555	6	1	1	1	2	1	—	—	—	—
551114	Corp, subsidiary & regional managing offices .....	148	1 186	4 555	6	1	1	1	2	1	—	—	—	—
<b>56</b>	<b>Admin, support, waste mgt, remediation services .....</b>	<b>369</b>	<b>1 208</b>	<b>5 222</b>	<b>38</b>	<b>20</b>	<b>6</b>	<b>7</b>	<b>4</b>	<b>1</b>	—	—	—	—
561	Administrative & support services .....	(E)	(D)	(D)	35	20	4	7	3	1	—	—	—	—
5617	Services to buildings & dwellings .....	152	286	1 282	19	11	3	2	3	—	—	—	—	—
56172	Janitorial services .....	119	207	894	8	2	1	2	3	—	—	—	—	—
561720	Janitorial services .....	119	207	894	8	2	1	2	3	—	—	—	—	—

Note: Employment-size classes are indicated as follows: A—0 to 19; B—20 to 99; C—100 to 249; E—250 to 499; F—500 to 999; G—1,000 to 2,499; H—2,500 to 4,999; I—5,000 to 9,999; J—10,000 to 24,999; K—25,000 to 49,999; L—50,000 to 99,999; M—100,000 or more.

**Table 6. Counties—Employees, Payroll, and Establishments by Industry: 1999—Con.**

[Excludes most government employees, railroad employees, and self-employed persons. Size class 1 to 4 includes establishments with payroll, but no employees, during mid-March pay period. (D) denotes figures withheld to avoid disclosing data for individual companies; the data are included in broader industry totals. Detailed industries with 100 or more employees are shown if industry was not a (D). For explanation of terms, abbreviations, and data reliability/comparability, see introductory text]

NAICS code	Industry	Number of employees for week including March 12	Payroll (\$1,000)		Total number of establishments	Number of establishments by employment-size class								
			First quarter	Annual		1 to 4	5 to 9	10 to 19	20 to 49	50 to 99	100 to 249	250 to 499	500 to 999	1,000 or more
<b>PITTSYLVANIA—Con.</b>														
<b>61</b>	<b>Educational services</b> .....	<b>256</b>	<b>1 395</b>	<b>5 677</b>	<b>9</b>	<b>4</b>	<b>1</b>	—	<b>2</b>	<b>1</b>	<b>1</b>	—	—	—
611	Educational services .....	256	1 395	5 677	9	4	1	—	2	1	1	—	—	—
6111	Elementary & secondary schools .....	243	1 342	5 479	4	—	—	—	2	1	1	—	—	—
61111	Elementary & secondary schools .....	243	1 342	5 479	4	—	—	—	2	1	1	—	—	—
611110	Elementary & secondary schools .....	243	1 342	5 479	4	—	—	—	2	1	1	—	—	—
<b>62</b>	<b>Health care and social assistance</b> .....	<b>1 073</b>	<b>6 277</b>	<b>27 020</b>	<b>55</b>	<b>17</b>	<b>17</b>	<b>7</b>	<b>10</b>	<b>2</b>	<b>2</b>	—	—	—
621	Ambulatory health care services .....	391	3 215	14 285	33	12	11	3	7	—	—	—	—	—
6211	Offices of physicians .....	182	2 112	9 634	15	3	8	1	3	—	—	—	—	—
62111	Offices of physicians .....	182	2 112	9 634	15	3	8	1	3	—	—	—	—	—
621111	Offices of physicians (exc mental health) .....	182	2 112	9 634	15	3	8	1	3	—	—	—	—	—
622	Hospitals .....	(C)	(D)	(D)	1	—	—	—	—	—	1	—	—	—
6222	Psychiatric & substance abuse hospitals .....	(C)	(D)	(D)	1	—	—	—	—	—	1	—	—	—
62221	Psychiatric & substance abuse hospitals .....	(C)	(D)	(D)	1	—	—	—	—	—	1	—	—	—
623	Nursing & residential care facilities .....	227	851	3 716	6	1	—	2	1	2	—	—	—	—
624	Social assistance .....	(E)	(D)	(D)	15	4	6	2	2	—	1	—	—	—
6243	Vocational rehabilitation services .....	(C)	(D)	(D)	2	—	—	—	1	—	1	—	—	—
62431	Vocational rehabilitation services .....	(C)	(D)	(D)	2	—	—	—	1	—	1	—	—	—
<b>71</b>	<b>Arts, entertainment &amp; recreation</b> .....	<b>82</b>	<b>209</b>	<b>914</b>	<b>12</b>	<b>6</b>	<b>3</b>	<b>3</b>	—	—	—	—	—	—
<b>72</b>	<b>Accommodation &amp; food services</b> .....	<b>583</b>	<b>1 266</b>	<b>5 648</b>	<b>50</b>	<b>22</b>	<b>5</b>	<b>12</b>	<b>11</b>	—	—	—	—	—
722	Food services & drinking places .....	(F)	(D)	(D)	47	20	5	12	10	—	—	—	—	—
7221	Full-service restaurants .....	(C)	(D)	(D)	25	13	5	6	1	—	—	—	—	—
72211	Full-service restaurants .....	(C)	(D)	(D)	25	13	5	6	1	—	—	—	—	—
7222	Limited-service eating places .....	336	670	2 904	19	6	—	5	8	—	—	—	—	—
72221	Limited-service eating places .....	336	670	2 904	19	6	—	5	8	—	—	—	—	—
<b>81</b>	<b>Other services (except public administration)</b> .....	<b>484</b>	<b>1 191</b>	<b>5 206</b>	<b>152</b>	<b>121</b>	<b>24</b>	<b>6</b>	<b>1</b>	—	—	—	—	—
811	Repair & maintenance .....	144	514	2 293	51	45	4	2	—	—	—	—	—	—
812	Personal & laundry services .....	109	326	1 360	23	15	4	3	1	—	—	—	—	—
813	Religious, grantmaking, civic, prof & like organizations .....	231	351	1 553	78	61	16	1	—	—	—	—	—	—
8131	Religious organizations .....	216	307	1 366	73	57	15	1	—	—	—	—	—	—
81311	Religious organizations .....	216	307	1 366	73	57	15	1	—	—	—	—	—	—
813110	Religious organizations .....	216	307	1 366	73	57	15	1	—	—	—	—	—	—
<b>95</b>	<b>Auxiliaries (exc corporate, subsidiary &amp; regional mgt)</b> .....	<b>(B)</b>	<b>(D)</b>	<b>(D)</b>	<b>1</b>	—	—	—	—	<b>1</b>	—	—	—	—
<b>99</b>	<b>Unclassified establishments</b> .....	<b>(A)</b>	<b>(D)</b>	<b>(D)</b>	<b>5</b>	<b>5</b>	—	—	—	—	—	—	—	—
<b>POWHATAN</b>														
	<b>Total</b> .....	<b>4 110</b>	<b>19 147</b>	<b>94 034</b>	<b>457</b>	<b>291</b>	<b>95</b>	<b>39</b>	<b>27</b>	<b>3</b>	<b>1</b>	—	—	<b>1</b>
<b>11</b>	<b>Forestry, fishing, hunting, and agriculture support</b> .....	<b>11</b>	<b>33</b>	<b>133</b>	<b>3</b>	<b>2</b>	<b>1</b>	—	—	—	—	—	—	—
<b>21</b>	<b>Mining</b> .....	<b>(A)</b>	<b>(D)</b>	<b>(D)</b>	<b>1</b>	—	—	<b>1</b>	—	—	—	—	—	—
<b>22</b>	<b>Utilities</b> .....	<b>(A)</b>	<b>(D)</b>	<b>(D)</b>	<b>1</b>	—	—	<b>1</b>	—	—	—	—	—	—
<b>23</b>	<b>Construction</b> .....	<b>903</b>	<b>4 934</b>	<b>22 573</b>	<b>149</b>	<b>97</b>	<b>34</b>	<b>7</b>	<b>9</b>	<b>1</b>	<b>1</b>	—	—	—
233	Building, developing & general contracting .....	199	1 611	6 448	49	36	9	1	3	—	—	—	—	—
2332	Residential building construction .....	(C)	(D)	(D)	43	33	6	1	3	—	—	—	—	—
23321	Single-family housing construction .....	171	1 434	5 796	41	31	6	1	3	—	—	—	—	—
233210	Single-family housing construction .....	171	1 434	5 796	41	31	6	1	3	—	—	—	—	—
235	Special trade contractors .....	619	2 945	13 895	90	58	20	5	5	1	1	—	—	—
2352	Painting & wall covering contractors .....	112	618	2 852	18	14	2	1	—	1	—	—	—	—
23521	Painting & wall covering contractors .....	112	618	2 852	18	14	2	1	—	1	—	—	—	—
235210	Painting & wall covering contractors .....	112	618	2 852	18	14	2	1	—	1	—	—	—	—
2354	Masonry, drywall, insulation, tile contractors .....	150	725	3 527	13	7	1	1	4	—	—	—	—	—
23541	Masonry & stone contractors .....	115	620	3 051	10	6	—	1	3	—	—	—	—	—
235410	Masonry & stone contractors .....	115	620	3 051	10	6	—	1	3	—	—	—	—	—
2359	Other special trade contractors .....	162	675	3 290	13	7	4	1	—	—	1	—	—	—
23591	Structural steel erection contractors .....	(C)	(D)	(D)	2	—	1	—	—	—	1	—	—	—
<b>31-33</b>	<b>Manufacturing</b> .....	<b>133</b>	<b>907</b>	<b>3 651</b>	<b>13</b>	<b>6</b>	<b>2</b>	<b>3</b>	<b>2</b>	—	—	—	—	—
<b>42</b>	<b>Wholesale trade</b> .....	<b>75</b>	<b>827</b>	<b>3 758</b>	<b>23</b>	<b>16</b>	<b>7</b>	—	—	—	—	—	—	—
<b>44-45</b>	<b>Retail trade</b> .....	<b>458</b>	<b>1 857</b>	<b>8 162</b>	<b>47</b>	<b>22</b>	<b>11</b>	<b>6</b>	<b>7</b>	<b>1</b>	—	—	—	—
445	Food & beverage stores .....	119	356	1 385	7	4	1	—	1	1	—	—	—	—
4451	Grocery stores .....	(C)	(D)	(D)	6	3	1	—	1	1	—	—	—	—
44511	Grocery (except convenience) stores .....	(C)	(D)	(D)	3	1	—	—	1	1	—	—	—	—
447	Gasoline stations .....	108	337	1 547	11	4	3	2	2	—	—	—	—	—
4471	Gasoline stations .....	108	337	1 547	11	4	3	2	2	—	—	—	—	—
<b>48-49</b>	<b>Transportation &amp; warehousing</b> .....	<b>63</b>	<b>343</b>	<b>1 586</b>	<b>20</b>	<b>15</b>	<b>3</b>	<b>2</b>	—	—	—	—	—	—
<b>51</b>	<b>Information</b> .....	<b>22</b>	<b>143</b>	<b>690</b>	<b>6</b>	<b>4</b>	<b>2</b>	—	—	—	—	—	—	—
<b>52</b>	<b>Finance &amp; insurance</b> .....	<b>98</b>	<b>706</b>	<b>3 111</b>	<b>16</b>	<b>11</b>	<b>2</b>	<b>1</b>	<b>2</b>	—	—	—	—	—
<b>53</b>	<b>Real estate &amp; rental &amp; leasing</b> .....	<b>(B)</b>	<b>(D)</b>	<b>(D)</b>	<b>11</b>	<b>8</b>	<b>2</b>	<b>1</b>	—	—	—	—	—	—

Note: Employment-size classes are indicated as follows: A—0 to 19; B—20 to 99; C—100 to 249; E—250 to 499; F—500 to 999; G—1,000 to 2,499; H—2,500 to 4,999; I—5,000 to 9,999; J—10,000 to 24,999; K—25,000 to 49,999; L—50,000 to 99,999; M—100,000 or more.

**Table 6. Counties—Employees, Payroll, and Establishments by Industry: 1999—Con.**

[Excludes most government employees, railroad employees, and self-employed persons. Size class 1 to 4 includes establishments with payroll, but no employees, during mid-March pay period. (D) denotes figures withheld to avoid disclosing data for individual companies; the data are included in broader industry totals. Detailed industries with 100 or more employees are shown if industry was not a (D). For explanation of terms, abbreviations, and data reliability/comparability, see introductory text]

NAICS code	Industry	Number of employees for week including March 12	Payroll (\$1,000)		Total number of establishments	Number of establishments by employment-size class								
			First quarter	Annual		1 to 4	5 to 9	10 to 19	20 to 49	50 to 99	100 to 249	250 to 499	500 to 999	1,000 or more
<b>POWHATAN—Con.</b>														
54	<b>Professional, scientific &amp; technical services</b> .....	175	1 005	4 781	48	36	7	4	1	—	—	—	—	—
541	Professional, scientific & technical services.....	175	1 005	4 781	48	36	7	4	1	—	—	—	—	—
56	<b>Admin, support, waste mgt, remediation services</b> .....	1 555	5 895	34 527	33	22	5	4	1	—	—	—	—	1
561	Administrative & support services.....	1 517	5 793	34 097	25	16	4	3	1	—	—	—	—	1
5613	Employment services.....	(G)	(D)	(D)	1	—	—	—	—	—	—	—	—	1
56133	Employee leasing services.....	(G)	(D)	(D)	1	—	—	—	—	—	—	—	—	1
5617	Services to buildings & dwellings.....	(C)	(D)	(D)	20	13	3	3	1	—	—	—	—	—
61	<b>Educational services</b> .....	21	47	191	3	1	1	1	—	—	—	—	—	—
62	<b>Health care and social assistance</b> .....	191	945	4 132	24	11	6	4	3	—	—	—	—	—
71	<b>Arts, entertainment &amp; recreation</b> .....	46	190	977	4	2	—	1	1	—	—	—	—	—
72	<b>Accommodation &amp; food services</b> .....	71	143	721	6	2	1	2	1	—	—	—	—	—
81	<b>Other services (except public administration)</b> .....	212	752	3 324	44	31	11	1	—	1	—	—	—	—
813	Religious, grantmaking, civic, prof & like organizations.....	140	404	1 645	18	12	4	1	—	1	—	—	—	—
8131	Religious organizations.....	130	394	1 604	15	9	4	1	—	1	—	—	—	—
81311	Religious organizations.....	130	394	1 604	15	9	4	1	—	1	—	—	—	—
813110	Religious organizations.....	130	394	1 604	15	9	4	1	—	1	—	—	—	—
99	<b>Unclassified establishments</b> .....	(A)	(D)	(D)	5	5	—	—	—	—	—	—	—	—
<b>PRINCE EDWARD</b>														
	<b>Total</b> .....	7 351	31 625	140 602	531	277	122	71	36	12	9	3	1	—
11	<b>Forestry, fishing, hunting, and agriculture support</b> .....	51	268	1 214	9	4	3	2	—	—	—	—	—	—
22	<b>Utilities</b> .....	(B)	(D)	(D)	1	—	—	—	1	—	—	—	—	—
23	<b>Construction</b> .....	341	1 630	10 155	55	36	8	7	3	1	—	—	—	—
233	Building, developing & general contracting.....	112	529	2 276	17	11	4	1	—	1	—	—	—	—
235	Special trade contractors.....	143	633	3 134	34	25	4	4	1	—	—	—	—	—
31-33	<b>Manufacturing</b> .....	656	3 851	15 340	17	6	3	4	2	—	1	1	—	—
313	Textile mills.....	(C)	(D)	(D)	1	—	—	—	—	—	1	—	—	—
3132	Fabric mills.....	(C)	(D)	(D)	1	—	—	—	—	—	1	—	—	—
31323	Nonwoven fabric mills.....	(C)	(D)	(D)	1	—	—	—	—	—	1	—	—	—
336	Transportation equipment mfg.....	(E)	(D)	(D)	1	—	—	—	—	—	—	1	—	—
3363	Motor vehicle parts mfg.....	(E)	(D)	(D)	1	—	—	—	—	—	—	1	—	—
33632	MV electrical & electronic equipment mfg.....	(E)	(D)	(D)	1	—	—	—	—	—	—	1	—	—
42	<b>Wholesale trade</b> .....	166	783	3 818	17	7	4	3	3	—	—	—	—	—
421	Wholesale trade, durable goods.....	100	595	3 072	11	4	4	1	2	—	—	—	—	—
44-45	<b>Retail trade</b> .....	1 563	6 430	28 754	116	47	38	18	6	6	—	1	—	—
441	Motor vehicle & parts dealers.....	207	1 020	4 392	16	6	5	2	2	1	—	—	—	—
4411	Automobile dealers.....	152	747	3 305	9	5	1	—	2	1	—	—	—	—
44111	New car dealers.....	144	719	3 155	4	—	1	—	2	1	—	—	—	—
441110	New car dealers.....	144	719	3 155	4	—	1	—	2	1	—	—	—	—
442	Furniture & home furnishing stores.....	197	1 084	6 416	9	2	3	2	1	1	—	—	—	—
4421	Furniture stores.....	133	787	4 545	5	1	2	1	—	1	—	—	—	—
44211	Furniture stores.....	133	787	4 545	5	1	2	1	—	1	—	—	—	—
442110	Furniture stores.....	133	787	4 545	5	1	2	1	—	1	—	—	—	—
445	Food & beverage stores.....	213	607	2 659	11	5	2	1	—	3	—	—	—	—
4451	Grocery stores.....	(C)	(D)	(D)	9	5	1	—	—	3	—	—	—	—
44511	Grocery (except convenience) stores.....	173	543	2 359	4	1	—	—	—	3	—	—	—	—
445110	Grocery (except convenience) stores.....	173	543	2 359	4	1	—	—	—	3	—	—	—	—
448	Clothing & clothing accessories stores.....	116	281	1 214	16	7	8	—	1	—	—	—	—	—
452	General merchandise stores.....	433	1 727	6 470	8	2	3	1	1	—	—	1	—	—
4529	Other general merchandise stores.....	(E)	(D)	(D)	7	2	3	1	—	—	—	1	—	—
45291	Warehouse clubs & superstores.....	(E)	(D)	(D)	1	—	—	—	—	—	—	1	—	—
453	Miscellaneous store retailers.....	140	678	3 212	15	7	2	5	—	1	—	—	—	—
48-49	<b>Transportation &amp; warehousing</b> .....	49	190	947	15	12	2	1	—	—	—	—	—	—
51	<b>Information</b> .....	93	670	2 565	8	3	3	—	2	—	—	—	—	—
52	<b>Finance &amp; insurance</b> .....	220	1 320	5 946	35	17	13	4	1	—	—	—	—	—
522	Credit intermediation & related activities.....	128	806	3 021	20	8	8	4	—	—	—	—	—	—
5221	Depository credit intermediation.....	(C)	(D)	(D)	13	3	6	4	—	—	—	—	—	—
53	<b>Real estate &amp; rental &amp; leasing</b> .....	132	431	1 904	23	16	5	1	—	1	—	—	—	—
54	<b>Professional, scientific &amp; technical services</b> .....	117	494	2 379	26	17	6	3	—	—	—	—	—	—
541	Professional, scientific & technical services.....	117	494	2 379	26	17	6	3	—	—	—	—	—	—
56	<b>Admin, support, waste mgt, remediation services</b> .....	69	154	1 731	6	2	1	1	2	—	—	—	—	—

Note: Employment-size classes are indicated as follows: A—0 to 19; B—20 to 99; C—100 to 249; E—250 to 499; F—500 to 999; G—1,000 to 2,499; H—2,500 to 4,999; I—5,000 to 9,999; J—10,000 to 24,999; K—25,000 to 49,999; L—50,000 to 99,999; M—100,000 or more.



**Table 6. Counties—Employees, Payroll, and Establishments by Industry: 1999—Con.**

[Excludes most government employees, railroad employees, and self-employed persons. Size class 1 to 4 includes establishments with payroll, but no employees, during mid-March pay period. (D) denotes figures withheld to avoid disclosing data for individual companies; the data are included in broader industry totals. Detailed industries with 100 or more employees are shown if industry was not a (D). For explanation of terms, abbreviations, and data reliability/comparability, see introductory text]

NAICS code	Industry	Number of employees for week including March 12	Payroll (\$1,000)		Total number of establishments	Number of establishments by employment-size class								
			First quarter	Annual		1 to 4	5 to 9	10 to 19	20 to 49	50 to 99	100 to 249	250 to 499	500 to 999	1,000 or more
<b>PRINCE EDWARD—Con.</b>														
<b>61</b>	<b>Educational services</b>	(F)	(D)	(D)	<b>8</b>	<b>4</b>	<b>1</b>	<b>1</b>	—	—	<b>1</b>	—	<b>1</b>	—
611	Educational services	(F)	(D)	(D)	8	4	1	1	—	—	1	—	1	—
6111	Elementary & secondary schools	(C)	(D)	(D)	2	—	—	1	—	—	1	—	—	—
61111	Elementary & secondary schools	(C)	(D)	(D)	2	—	—	1	—	—	1	—	—	—
6113	Colleges, universities & professional schools	(F)	(D)	(D)	1	—	—	—	—	—	—	—	1	—
61131	Colleges, universities & professional schools	(F)	(D)	(D)	1	—	—	—	—	—	—	—	1	—
<b>62</b>	<b>Health care and social assistance</b>	<b>1 844</b>	<b>9 047</b>	<b>39 027</b>	<b>74</b>	<b>34</b>	<b>16</b>	<b>11</b>	<b>7</b>	—	<b>5</b>	<b>1</b>	—	—
621	Ambulatory health care services	577	3 403	14 320	51	25	14	6	5	—	1	—	—	—
6211	Offices of physicians	169	1 782	7 833	28	14	9	4	1	—	—	—	—	—
62111	Offices of physicians	169	1 782	7 833	28	14	9	4	1	—	—	—	—	—
621111	Offices of physicians (exc mental health)	169	1 782	7 833	28	14	9	4	1	—	—	—	—	—
6216	Home health care services	267	602	2 621	5	1	1	—	2	—	1	—	—	—
62161	Home health care services	267	602	2 621	5	1	1	—	2	—	1	—	—	—
621610	Home health care services	267	602	2 621	5	1	1	—	2	—	1	—	—	—
622	Hospitals	(E)	(D)	(D)	1	—	—	—	—	—	—	—	1	—
6221	General medical & surgical hospitals	(E)	(D)	(D)	1	—	—	—	—	—	—	—	1	—
62211	General medical & surgical hospitals	(E)	(D)	(D)	1	—	—	—	—	—	—	—	1	—
623	Nursing & residential care facilities	(E)	(D)	(D)	4	1	—	—	1	—	2	—	—	—
6231	Nursing care facilities	(E)	(D)	(D)	2	—	—	—	—	—	2	—	—	—
62311	Nursing care facilities	(E)	(D)	(D)	2	—	—	—	—	—	2	—	—	—
624	Social assistance	505	1 703	7 143	18	8	2	5	1	—	2	—	—	—
6241	Individual & family services	301	1 316	5 535	9	5	—	2	1	—	1	—	—	—
62412	Services for elderly & disabled persons	(C)	(D)	(D)	2	1	—	—	—	—	1	—	—	—
6243	Vocational rehabilitation services	(C)	(D)	(D)	1	—	—	—	—	—	1	—	—	—
62431	Vocational rehabilitation services	(C)	(D)	(D)	1	—	—	—	—	—	1	—	—	—
<b>71</b>	<b>Arts, entertainment &amp; recreation</b>	(B)	(D)	(D)	<b>7</b>	<b>5</b>	<b>1</b>	<b>1</b>	—	—	—	—	—	—
<b>72</b>	<b>Accommodation &amp; food services</b>	<b>1 052</b>	<b>1 906</b>	<b>8 133</b>	<b>40</b>	<b>10</b>	<b>5</b>	<b>11</b>	<b>8</b>	<b>4</b>	<b>2</b>	—	—	—
722	Food services & drinking places	(G)	(D)	(D)	35	8	5	8	8	4	2	—	—	—
7221	Full-service restaurants	386	691	3 010	14	3	3	4	2	1	1	—	—	—
72211	Full-service restaurants	386	691	3 010	14	3	3	4	2	1	1	—	—	—
722110	Full-service restaurants	386	691	3 010	14	3	3	4	2	1	1	—	—	—
7222	Limited-service eating places	(E)	(D)	(D)	17	4	2	3	6	2	—	—	—	—
72221	Limited-service eating places	(E)	(D)	(D)	17	4	2	3	6	2	—	—	—	—
722211	Limited-service restaurants	352	631	2 749	16	4	2	3	5	2	—	—	—	—
7223	Special food services	(C)	(D)	(D)	4	1	—	1	—	1	1	—	—	—
72231	Food service contractors	(C)	(D)	(D)	4	1	—	1	—	1	1	—	—	—
<b>81</b>	<b>Other services (except public administration)</b>	<b>229</b>	<b>583</b>	<b>2 581</b>	<b>62</b>	<b>45</b>	<b>13</b>	<b>3</b>	<b>1</b>	—	—	—	—	—
<b>99</b>	<b>Unclassified establishments</b>	<b>5</b>	<b>9</b>	<b>200</b>	<b>12</b>	<b>12</b>	—	—	—	—	—	—	—	—
<b>PRINCE GEORGE</b>														
	<b>Total</b>	<b>4 517</b>	<b>24 836</b>	<b>104 885</b>	<b>363</b>	<b>196</b>	<b>74</b>	<b>47</b>	<b>30</b>	<b>12</b>	<b>1</b>	<b>2</b>	<b>1</b>	—
<b>11</b>	<b>Forestry, fishing, hunting, and agriculture support</b>	(B)	(D)	(D)	<b>2</b>	—	<b>1</b>	<b>1</b>	—	—	—	—	—	—
<b>21</b>	<b>Mining</b>	(B)	(D)	(D)	<b>1</b>	—	—	—	—	<b>1</b>	—	—	—	—
<b>23</b>	<b>Construction</b>	<b>378</b>	<b>1 853</b>	<b>8 138</b>	<b>68</b>	<b>47</b>	<b>9</b>	<b>9</b>	<b>3</b>	—	—	—	—	—
235	Special trade contractors	250	1 152	4 780	43	27	8	6	2	—	—	—	—	—
<b>31-33</b>	<b>Manufacturing</b>	<b>362</b>	<b>2 430</b>	<b>12 179</b>	<b>20</b>	<b>5</b>	<b>4</b>	<b>4</b>	<b>6</b>	<b>1</b>	—	—	—	—
327	Nonmetallic mineral product mfg	120	670	2 997	3	—	1	1	—	1	—	—	—	—
3273	Cement & concrete product mfg	120	670	2 997	3	—	1	1	—	1	—	—	—	—
32732	Ready-mix concrete mfg	(C)	(D)	(D)	2	—	—	1	—	1	—	—	—	—
<b>42</b>	<b>Wholesale trade</b>	<b>472</b>	<b>3 819</b>	<b>14 458</b>	<b>19</b>	<b>8</b>	<b>3</b>	<b>3</b>	<b>4</b>	—	—	<b>1</b>	—	—
421	Wholesale trade, durable goods	379	3 081	11 122	11	5	1	3	1	—	—	1	—	—
4211	Motor vehicle, motor vehicle pt & supply whsle	(E)	(D)	(D)	2	—	—	1	—	—	—	1	—	—
42112	Motor vehicle supplies & new parts whsle	(E)	(D)	(D)	1	—	—	—	—	—	—	1	—	—
<b>44-45</b>	<b>Retail trade</b>	<b>632</b>	<b>2 309</b>	<b>9 816</b>	<b>66</b>	<b>25</b>	<b>24</b>	<b>11</b>	<b>3</b>	<b>3</b>	—	—	—	—
445	Food & beverage stores	177	564	2 252	9	4	3	—	—	2	—	—	—	—
4451	Grocery stores	177	564	2 252	9	4	3	—	—	2	—	—	—	—
44511	Grocery (except convenience) stores	164	521	2 078	6	3	1	—	—	2	—	—	—	—
445110	Grocery (except convenience) stores	164	521	2 078	6	3	1	—	—	2	—	—	—	—
<b>48-49</b>	<b>Transportation &amp; warehousing</b>	<b>120</b>	<b>857</b>	<b>3 694</b>	<b>11</b>	<b>5</b>	<b>3</b>	<b>1</b>	<b>2</b>	—	—	—	—	—
<b>51</b>	<b>Information</b>	<b>10</b>	<b>95</b>	<b>445</b>	<b>3</b>	<b>2</b>	<b>1</b>	—	—	—	—	—	—	—
<b>52</b>	<b>Finance &amp; insurance</b>	<b>66</b>	<b>365</b>	<b>1 560</b>	<b>14</b>	<b>9</b>	<b>3</b>	<b>2</b>	—	—	—	—	—	—
<b>53</b>	<b>Real estate &amp; rental &amp; leasing</b>	<b>33</b>	<b>162</b>	<b>638</b>	<b>11</b>	<b>8</b>	<b>2</b>	<b>1</b>	—	—	—	—	—	—
<b>54</b>	<b>Professional, scientific &amp; technical services</b>	<b>142</b>	<b>1 317</b>	<b>5 675</b>	<b>29</b>	<b>22</b>	<b>5</b>	<b>1</b>	<b>1</b>	—	—	—	—	—
541	Professional, scientific & technical services	142	1 317	5 675	29	22	5	1	1	—	—	—	—	—
<b>55</b>	<b>Management of companies &amp; enterprises</b>	(A)	(D)	(D)	<b>1</b>	<b>1</b>	—	—	—	—	—	—	—	—

Note: Employment-size classes are indicated as follows: A—0 to 19; B—20 to 99; C—100 to 249; E—250 to 499; F—500 to 999; G—1,000 to 2,499; H—2,500 to 4,999; I—5,000 to 9,999; J—10,000 to 24,999; K—25,000 to 49,999; L—50,000 to 99,999; M—100,000 or more.







**Table 6. Counties—Employees, Payroll, and Establishments by Industry: 1999—Con.**

[Excludes most government employees, railroad employees, and self-employed persons. Size class 1 to 4 includes establishments with payroll, but no employees, during mid-March pay period. (D) denotes figures withheld to avoid disclosing data for individual companies; the data are included in broader industry totals. Detailed industries with 100 or more employees are shown if industry was not a (D). For explanation of terms, abbreviations, and data reliability/comparability, see introductory text]

NAICS code	Industry	Number of employees for week including March 12	Payroll (\$1,000)		Total number of establishments	Number of establishments by employment-size class									
			First quarter	Annual		1 to 4	5 to 9	10 to 19	20 to 49	50 to 99	100 to 249	250 to 499	500 to 999	1,000 or more	
<b>PRINCE WILLIAM—Con.</b>															
<b>44-45 Retail trade—Con.</b>															
454	Nonstore retailers .....	186	1 383	5 848	20	12	4	1	2	1	-	-	-	-	
<b>48-49 Transportation &amp; warehousing .....</b>															
481	Air transportation .....	(C)	(D)	(D)	3	2	-	-	-	-	1	-	-	-	
4811	Scheduled air transportation .....	(C)	(D)	(D)	2	1	-	-	-	-	1	-	-	-	
48111	Scheduled air transportation .....	(C)	(D)	(D)	2	1	-	-	-	-	1	-	-	-	
484	Truck transportation .....	789	4 461	22 139	67	36	9	7	12	3	-	-	-	-	
4841	General freight trucking .....	192	1 470	6 235	19	13	1	1	3	1	-	-	-	-	
48412	General freight trucking, long-distance .....	117	950	4 026	10	6	1	-	3	-	-	-	-	-	
484122	General freight trucking, long-distance, LTL .....	109	894	3 751	4	1	-	-	3	-	-	-	-	-	
4842	Specialized freight trucking .....	597	2 991	15 904	48	23	8	6	9	2	-	-	-	-	
48421	Used household & office goods moving .....	359	1 880	9 912	14	2	2	2	7	1	-	-	-	-	
484210	Used household & office goods moving .....	359	1 880	9 912	14	2	2	2	7	1	-	-	-	-	
48422	Specialized freight (exc used) trucking, local .....	162	811	4 486	28	17	6	3	2	-	-	-	-	-	
484220	Specialized freight (exc used) trucking, local .....	162	811	4 486	28	17	6	3	2	-	-	-	-	-	
485	Transit & ground passenger transportation .....	114	390	1 803	8	3	1	2	1	1	-	-	-	-	
488	Transportation support activities .....	117	626	3 397	17	11	2	3	1	-	-	-	-	-	
<b>51 Information .....</b>															
511	Publishing industries .....	(F)	(D)	(D)	15	7	3	1	-	2	2	-	-	-	
5111	Newspaper, periodical, book, database publishers .....	(E)	(D)	(D)	9	4	1	-	-	2	2	-	-	-	
51111	Newspaper publishers .....	(E)	(D)	(D)	3	1	-	-	-	2	2	-	-	-	
512	Motion picture & sound recording industries .....	153	261	1 265	7	2	2	2	-	-	1	-	-	-	
5121	Motion picture & video industries .....	153	261	1 265	7	2	2	2	-	-	1	-	-	-	
51213	Motion picture & video exhibition .....	(C)	(D)	(D)	4	-	1	2	-	-	1	-	-	-	
513	Broadcasting & telecommunications .....	452	4 388	19 639	24	11	6	4	1	1	1	-	-	-	
5132	Cable networks & program distribution .....	(C)	(D)	(D)	2	-	1	-	-	-	1	-	-	-	
51322	Cable & other program distribution .....	(C)	(D)	(D)	2	-	1	-	-	-	1	-	-	-	
5133	Telecommunications .....	193	1 789	8 437	19	11	3	3	1	1	-	-	-	-	
51333	Telecommunications resellers .....	(C)	(D)	(D)	4	1	1	-	1	1	-	-	-	-	
<b>52 Finance &amp; insurance .....</b>															
522	Credit intermediation & related activities .....	883	7 808	29 928	100	35	36	22	5	2	-	-	-	-	
5221	Depository credit intermediation .....	593	4 458	16 574	57	14	21	19	1	2	-	-	-	-	
52211	Commercial banking .....	453	3 541	12 655	45	10	17	17	-	1	-	-	-	-	
522110	Commercial banking .....	453	3 541	12 655	45	10	17	17	-	1	-	-	-	-	
52213	Credit unions .....	120	803	3 416	9	3	3	1	1	1	-	-	-	-	
522130	Credit unions .....	120	803	3 416	9	3	3	1	1	1	-	-	-	-	
5222	Nondepository credit intermediation .....	199	2 425	9 683	30	16	9	2	3	-	-	-	-	-	
52229	Other nondepository credit intermediation .....	191	2 358	9 361	26	13	8	2	3	-	-	-	-	-	
522292	Real estate credit .....	143	1 926	7 806	16	7	4	2	3	-	-	-	-	-	
524	Insurance carriers & related activities .....	(C)	(D)	(D)	76	64	12	-	-	-	-	-	-	-	
5242	Agencies & other insurance related activities .....	133	854	3 570	61	51	10	-	-	-	-	-	-	-	
52421	Insurance agencies & brokerages .....	118	755	3 126	56	47	9	-	-	-	-	-	-	-	
524210	Insurance agencies & brokerages .....	118	755	3 126	56	47	9	-	-	-	-	-	-	-	
<b>53 Real estate &amp; rental &amp; leasing .....</b>															
531	Real estate .....	460	2 900	11 869	111	86	16	6	2	1	-	-	-	-	
5311	Lessors of real estate .....	223	1 304	4 857	39	29	5	3	1	1	-	-	-	-	
53112	Lessors of nonres bldg (exc miniwarehouses) .....	117	671	2 425	14	11	1	1	-	1	-	-	-	-	
531120	Lessors of nonres bldg (exc miniwarehouses) .....	117	671	2 425	14	11	1	1	-	1	-	-	-	-	
5312	Offices of real estate agents & brokers .....	117	623	2 970	37	29	6	2	-	-	-	-	-	-	
53121	Offices of real estate agents & brokers .....	117	623	2 970	37	29	6	2	-	-	-	-	-	-	
531210	Offices of real estate agents & brokers .....	117	623	2 970	37	29	6	2	-	-	-	-	-	-	
5313	Activities related to real estate .....	120	973	4 042	35	28	5	1	1	-	-	-	-	-	
532	Rental & leasing services .....	(E)	(D)	(D)	43	18	18	6	-	-	1	-	-	-	
5321	Automotive equipment rental & leasing .....	208	1 276	5 640	11	7	2	1	-	-	1	-	-	-	
53212	Truck, utility trailer & RV rental & leasing .....	(C)	(D)	(D)	8	5	1	1	-	-	1	-	-	-	
5322	Consumer goods rental .....	149	512	1 607	26	9	15	2	-	-	-	-	-	-	
53223	Video tape & disc rental .....	110	257	940	18	5	12	1	-	-	-	-	-	-	
532230	Video tape & disc rental .....	110	257	940	18	5	12	1	-	-	-	-	-	-	
<b>54 Professional, scientific &amp; technical services .....</b>															
		<b>2 878</b>	<b>26 666</b>	<b>121 589</b>	<b>472</b>	<b>343</b>	<b>56</b>	<b>42</b>	<b>24</b>	<b>4</b>	<b>3</b>	-	-	-	

Note: Employment-size classes are indicated as follows: A—0 to 19; B—20 to 99; C—100 to 249; E—250 to 499; F—500 to 999; G—1,000 to 2,499; H—2,500 to 4,999; I—5,000 to 9,999; J—10,000 to 24,999; K—25,000 to 49,999; L—50,000 to 99,999; M—100,000 or more.









**Table 6. Counties—Employees, Payroll, and Establishments by Industry: 1999—Con.**

[Excludes most government employees, railroad employees, and self-employed persons. Size class 1 to 4 includes establishments with payroll, but no employees, during mid-March pay period. (D) denotes figures withheld to avoid disclosing data for individual companies; the data are included in broader industry totals. Detailed industries with 100 or more employees are shown if industry was not a (D). For explanation of terms, abbreviations, and data reliability/comparability, see introductory text]

NAICS code	Industry	Number of employees for week including March 12	Payroll (\$1,000)		Total number of establishments	Number of establishments by employment-size class									
			First quarter	Annual		1 to 4	5 to 9	10 to 19	20 to 49	50 to 99	100 to 249	250 to 499	500 to 999	1,000 or more	
<b>PULASKI—Con.</b>															
53	Real estate & rental & leasing .....	65	276	1 152	23	19	3	1	-	-	-	-	-	-	
54	Professional, scientific & technical services .....	104	419	2 008	37	29	6	2	-	-	-	-	-	-	
541	Professional, scientific & technical services .....	104	419	2 008	37	29	6	2	-	-	-	-	-	-	
55	Management of companies & enterprises .....	(C)	(D)	(D)	2	1	-	-	-	-	1	-	-	-	
551	Management of companies & enterprises .....	(C)	(D)	(D)	2	1	-	-	-	-	1	-	-	-	
5511	Management of companies & enterprises .....	(C)	(D)	(D)	2	1	-	-	-	-	1	-	-	-	
55111	Management of companies & enterprises .....	(C)	(D)	(D)	2	1	-	-	-	-	1	-	-	-	
56	Administrative & support services .....	518	1 891	7 172	25	12	2	4	3	3	1	-	-	-	
561	Administrative & support services .....	518	1 891	7 172	25	12	2	4	3	3	1	-	-	-	
5613	Employment services .....	300	1 016	4 445	4	-	-	-	1	2	1	-	-	-	
56131	Employment placement agencies .....	(C)	(D)	(D)	1	-	-	-	-	-	1	-	-	-	
56132	Temporary help services .....	(C)	(D)	(D)	2	-	-	-	1	1	-	-	-	-	
61	Educational services .....	(B)	(D)	(D)	5	3	1	1	-	-	-	-	-	-	
62	Health care and social assistance .....	1 142	6 680	29 055	59	27	15	8	4	2	2	1	-	-	
621	Ambulatory health care services .....	271	2 070	9 591	43	21	14	6	2	-	-	-	-	-	
6211	Offices of physicians .....	193	1 706	8 166	26	12	8	4	2	-	-	-	-	-	
62111	Offices of physicians .....	193	1 706	8 166	26	12	8	4	2	-	-	-	-	-	
622	Hospitals .....	(F)	(D)	(D)	2	-	-	-	-	-	1	1	-	-	
6221	General medical & surgical hospitals .....	(E)	(D)	(D)	1	-	-	-	-	-	-	1	-	-	
62211	General medical & surgical hospitals .....	(E)	(D)	(D)	1	-	-	-	-	-	-	1	-	-	
6222	Psychiatric & substance abuse hospitals .....	(C)	(D)	(D)	1	-	-	-	-	-	1	-	-	-	
62221	Psychiatric & substance abuse hospitals .....	(C)	(D)	(D)	1	-	-	-	-	-	1	-	-	-	
623	Nursing & residential care facilities .....	(E)	(D)	(D)	7	2	-	1	1	2	1	-	-	-	
6231	Nursing care facilities .....	(C)	(D)	(D)	3	1	-	-	-	1	1	-	-	-	
62311	Nursing care facilities .....	(C)	(D)	(D)	3	1	-	-	-	1	1	-	-	-	
6233	Community care facilities for the elderly .....	107	310	1 293	4	1	-	1	1	1	-	-	-	-	
62331	Community care facilities for the elderly .....	107	310	1 293	4	1	-	1	1	1	-	-	-	-	
71	Arts, entertainment & recreation .....	81	190	1 064	12	8	1	2	1	-	-	-	-	-	
72	Accommodation & food services .....	827	1 580	7 162	58	19	9	13	15	2	-	-	-	-	
722	Food services & drinking places .....	790	1 489	6 715	52	15	9	12	14	2	-	-	-	-	
7221	Full-service restaurants .....	153	315	1 403	13	4	3	4	2	-	-	-	-	-	
72211	Full-service restaurants .....	153	315	1 403	13	4	3	4	2	-	-	-	-	-	
722110	Full-service restaurants .....	153	315	1 403	13	4	3	4	2	-	-	-	-	-	
7222	Limited-service eating places .....	579	1 033	4 636	30	8	2	6	12	2	-	-	-	-	
72221	Limited-service eating places .....	579	1 033	4 636	30	8	2	6	12	2	-	-	-	-	
81	Other services (except public administration) .....	439	1 653	7 731	95	65	19	10	-	1	-	-	-	-	
812	Personal & laundry services .....	180	966	4 816	25	14	8	2	-	1	-	-	-	-	
8123	Drycleaning & laundry services .....	106	671	3 571	6	2	2	1	-	1	-	-	-	-	
813	Religious, grantmaking, civic, prof & like organizations .....	198	505	2 146	46	31	8	7	-	-	-	-	-	-	
8131	Religious organizations .....	134	266	1 189	35	24	8	3	-	-	-	-	-	-	
81311	Religious organizations .....	134	266	1 189	35	24	8	3	-	-	-	-	-	-	
813110	Religious organizations .....	134	266	1 189	35	24	8	3	-	-	-	-	-	-	
95	Auxiliaries (exc corporate, subsidiary & regional mgt) .....	(B)	(D)	(D)	2	-	-	-	1	1	-	-	-	-	
99	Unclassified establishments .....	4	10	57	3	3	-	-	-	-	-	-	-	-	
<b>RAPPAHANNOCK</b>															
	Total .....	1 325	6 969	34 217	213	164	29	10	5	2	3	-	-	-	
11	Forestry, fishing, hunting, and agriculture support .....	(A)	(D)	(D)	1	1	-	-	-	-	-	-	-	-	
23	Construction .....	144	740	3 591	57	48	9	-	-	-	-	-	-	-	
31-33	Manufacturing .....	(B)	(D)	(D)	3	-	2	1	-	-	-	-	-	-	
42	Wholesale trade .....	13	323	1 436	6	5	1	-	-	-	-	-	-	-	
44-45	Retail trade .....	251	1 032	4 371	33	22	7	3	-	1	-	-	-	-	
454	Nonstore retailers .....	(C)	(D)	(D)	3	1	1	-	-	-	1	-	-	-	
4541	Electronic shopping & mail-order houses .....	(C)	(D)	(D)	3	1	1	-	-	-	1	-	-	-	
45411	Electronic shopping & mail-order houses .....	(C)	(D)	(D)	3	1	1	-	-	-	1	-	-	-	
48-49	Transportation & warehousing .....	370	1 945	10 604	8	5	1	-	-	-	2	-	-	-	
481	Air transportation .....	(E)	(D)	(D)	2	-	-	-	-	-	2	-	-	-	
4811	Scheduled air transportation .....	(E)	(D)	(D)	2	-	-	-	-	-	2	-	-	-	
48111	Scheduled air transportation .....	(E)	(D)	(D)	2	-	-	-	-	-	2	-	-	-	
51	Information .....	(A)	(D)	(D)	2	1	-	1	-	-	-	-	-	-	
52	Finance & insurance .....	21	451	949	6	4	2	-	-	-	-	-	-	-	
53	Real estate & rental & leasing .....	37	186	715	5	3	1	-	1	-	-	-	-	-	
54	Professional, scientific & technical services .....	82	737	3 524	28	27	-	-	1	-	-	-	-	-	

Note: Employment-size classes are indicated as follows: A—0 to 19; B—20 to 99; C—100 to 249; E—250 to 499; F—500 to 999; G—1,000 to 2,499; H—2,500 to 4,999; I—5,000 to 9,999; J—10,000 to 24,999; K—25,000 to 49,999; L—50,000 to 99,999; M—100,000 or more.

**Table 6. Counties—Employees, Payroll, and Establishments by Industry: 1999—Con.**

[Excludes most government employees, railroad employees, and self-employed persons. Size class 1 to 4 includes establishments with payroll, but no employees, during mid-March pay period. (D) denotes figures withheld to avoid disclosing data for individual companies; the data are included in broader industry totals. Detailed industries with 100 or more employees are shown if industry was not a (D). For explanation of terms, abbreviations, and data reliability/comparability, see introductory text]

NAICS code	Industry	Number of employees for week including March 12	Payroll (\$1,000)		Total number of establishments	Number of establishments by employment-size class								
			First quarter	Annual		1 to 4	5 to 9	10 to 19	20 to 49	50 to 99	100 to 249	250 to 499	500 to 999	1,000 or more
<b>RAPPAHANNOCK—Con.</b>														
56	Admin, support, waste mgt, remediation services	22	58	1 222	16	14	2	—	—	—	—	—	—	—
61	Educational services	(B)	(D)	(D)	4	3	—	—	—	1	—	—	—	—
62	Health care and social assistance	42	111	547	7	4	2	—	1	—	—	—	—	—
71	Arts, entertainment & recreation	18	55	208	5	3	1	1	—	—	—	—	—	—
72	Accommodation & food services	168	634	4 073	14	8	—	4	1	1	—	—	—	—
722	Food services & drinking places	(C)	(D)	(D)	8	2	—	4	1	1	—	—	—	—
7221	Full-service restaurants	155	616	3 963	7	1	—	4	1	1	—	—	—	—
72211	Full-service restaurants	155	616	3 963	7	1	—	4	1	1	—	—	—	—
722110	Full-service restaurants	155	616	3 963	7	1	—	4	1	1	—	—	—	—
81	Other services (except public administration)	55	211	896	14	12	1	—	1	—	—	—	—	—
99	Unclassified establishments	6	23	89	4	4	—	—	—	—	—	—	—	—
<b>RICHMOND</b>														
	Total	2 054	9 858	50 843	227	138	53	21	9	3	2	1	—	—
11	Forestry, fishing, hunting, and agriculture support	(B)	(D)	(D)	6	4	1	1	—	—	—	—	—	—
22	Utilities	89	1 027	4 154	5	2	1	—	2	—	—	—	—	—
23	Construction	122	562	2 849	35	24	8	3	—	—	—	—	—	—
31-33	Manufacturing	462	2 241	16 280	6	1	1	1	1	1	—	1	—	—
315	Apparel manufacturing	(E)	(D)	(D)	1	—	—	—	—	—	—	1	—	—
3152	Cut & sew apparel mfg	(E)	(D)	(D)	1	—	—	—	—	—	—	1	—	—
31523	Women's, girls' cut & sew apparel mfg	(E)	(D)	(D)	1	—	—	—	—	—	—	1	—	—
321	Wood product mfg	(C)	(D)	(D)	3	—	—	1	1	1	—	—	—	—
42	Wholesale trade	84	528	2 417	18	9	6	3	—	—	—	—	—	—
44-45	Retail trade	372	1 385	5 783	45	18	17	8	1	1	—	—	—	—
48-49	Transportation & warehousing	(B)	(D)	(D)	8	5	3	—	—	—	—	—	—	—
51	Information	(C)	(D)	(D)	5	2	—	1	1	—	1	—	—	—
513	Broadcasting & telecommunications	(C)	(D)	(D)	4	1	—	1	1	—	1	—	—	—
5133	Telecommunications	(C)	(D)	(D)	3	1	—	—	1	—	1	—	—	—
51331	Wired telecommunications carriers	(C)	(D)	(D)	3	1	—	—	1	—	1	—	—	—
52	Finance & insurance	75	542	2 495	10	6	2	1	1	—	—	—	—	—
53	Real estate & rental & leasing	13	51	251	7	7	—	—	—	—	—	—	—	—
54	Professional, scientific & technical services	37	149	852	15	11	4	—	—	—	—	—	—	—
56	Admin, support, waste mgt, remediation services	7	9	42	3	2	1	—	—	—	—	—	—	—
61	Educational services	(A)	(D)	(D)	1	1	—	—	—	—	—	—	—	—
62	Health care and social assistance	359	1 227	5 321	13	6	3	1	1	1	1	—	—	—
623	Nursing & residential care facilities	279	886	3 833	3	—	1	—	—	1	—	—	—	—
6231	Nursing care facilities	(C)	(D)	(D)	1	—	—	—	—	—	1	—	—	—
62311	Nursing care facilities	(C)	(D)	(D)	1	—	—	—	—	—	1	—	—	—
71	Arts, entertainment & recreation	(A)	(D)	(D)	3	1	2	—	—	—	—	—	—	—
72	Accommodation & food services	78	145	690	7	3	1	2	1	—	—	—	—	—
81	Other services (except public administration)	96	307	1 382	37	34	2	—	1	—	—	—	—	—
95	Auxiliaries (exc corporate, subsidiary & regional mgt)	(A)	(D)	(D)	1	—	1	—	—	—	—	—	—	—
99	Unclassified establishments	(A)	(D)	(D)	2	2	—	—	—	—	—	—	—	—
<b>ROANOKE</b>														
	Total	21 459	129 112	550 316	1 458	824	273	179	102	44	23	9	3	1
11	Forestry, fishing, hunting, and agriculture support	(A)	(D)	(D)	1	1	—	—	—	—	—	—	—	—
21	Mining	(C)	(D)	(D)	2	1	—	—	—	—	1	—	—	—
212	Mining (except oil & gas)	(C)	(D)	(D)	1	—	—	—	—	—	1	—	—	—
2123	Nonmetallic mineral mining & quarrying	(C)	(D)	(D)	1	—	—	—	—	—	1	—	—	—
21231	Stone mining & quarrying	(C)	(D)	(D)	1	—	—	—	—	—	1	—	—	—
22	Utilities	(B)	(D)	(D)	3	2	—	—	—	1	—	—	—	—

Note: Employment-size classes are indicated as follows: A—0 to 19; B—20 to 99; C—100 to 249; E—250 to 499; F—500 to 999; G—1,000 to 2,499; H—2,500 to 4,999; I—5,000 to 9,999; J—10,000 to 24,999; K—25,000 to 49,999; L—50,000 to 99,999; M—100,000 or more.











**Table 6. Counties—Employees, Payroll, and Establishments by Industry: 1999—Con.**

[Excludes most government employees, railroad employees, and self-employed persons. Size class 1 to 4 includes establishments with payroll, but no employees, during mid-March pay period. (D) denotes figures withheld to avoid disclosing data for individual companies; the data are included in broader industry totals. Detailed industries with 100 or more employees are shown if industry was not a (D). For explanation of terms, abbreviations, and data reliability/comparability, see introductory text]

NAICS code	Industry	Number of employees for week including March 12	Payroll (\$1,000)		Total number of establishments	Number of establishments by employment-size class									
			First quarter	Annual		1 to 4	5 to 9	10 to 19	20 to 49	50 to 99	100 to 249	250 to 499	500 to 999	1,000 or more	
<b>ROCKINGHAM—Con.</b>															
<b>44-45 Retail trade—Con.</b>															
451	Sporting goods, hobby, book & music stores .....	127	348	1 708	14	8	2	3	—	1	—	—	—	—	
453	Miscellaneous store retailers .....	106	290	1 699	25	16	6	2	1	—	—	—	—	—	
<b>48-49 Transportation &amp; warehousing .....</b>															
484	Truck transportation .....	(E)	(D)	(D)	56	42	6	4	2	2	—	—	—	—	
4841	General freight trucking .....	226	1 549	6 630	32	24	3	2	2	1	—	—	—	—	
48412	General freight trucking, long-distance .....	160	1 209	5 295	22	17	2	2	—	1	—	—	—	—	
484121	General freight trucking, long-distance, TL .....	160	1 209	5 295	22	17	2	2	—	1	—	—	—	—	
4842	Specialized freight trucking .....	(C)	(D)	(D)	24	18	3	2	—	1	—	—	—	—	
48423	Specialized freight (exc used) trucking, LDist .....	121	698	3 475	6	3	—	2	—	1	—	—	—	—	
484230	Specialized freight (exc used) trucking, LDist .....	121	698	3 475	6	3	—	2	—	1	—	—	—	—	
<b>51 Information .....</b>															
513	Broadcasting & telecommunications .....	128	718	2 967	7	3	—	2	1	1	—	—	—	—	
5131	Radio & television broadcasting .....	(C)	(D)	(D)	4	—	—	2	1	1	—	—	—	—	
<b>52 Finance &amp; insurance .....</b>															
522	Credit intermediation & related activities .....	184	1 053	4 478	24	8	11	4	1	—	—	—	—	—	
5221	Depository credit intermediation .....	163	882	3 750	18	3	10	4	1	—	—	—	—	—	
52211	Commercial banking .....	163	882	3 750	18	3	10	4	1	—	—	—	—	—	
522110	Commercial banking .....	163	882	3 750	18	3	10	4	1	—	—	—	—	—	
<b>53 Real estate &amp; rental &amp; leasing .....</b>															
531	Real estate .....	584	3 197	15 508	27	13	7	2	4	—	—	1	—	—	
5312	Offices of real estate agents & brokers .....	(E)	(D)	(D)	8	3	3	—	1	—	—	1	—	—	
53121	Offices of real estate agents & brokers .....	(E)	(D)	(D)	8	3	3	—	1	—	—	1	—	—	
<b>54 Professional, scientific &amp; technical services .....</b>															
541	Professional, scientific & technical services .....	233	1 215	5 859	51	36	9	3	3	—	—	—	—	—	
<b>55 Management of companies &amp; enterprises .....</b>															
551	Management of companies & enterprises .....	(E)	(D)	(D)	4	1	—	—	1	1	—	1	—	—	
5511	Management of companies & enterprises .....	(E)	(D)	(D)	4	1	—	—	1	1	—	1	—	—	
55111	Management of companies & enterprises .....	(E)	(D)	(D)	4	1	—	—	1	1	—	1	—	—	
<b>56 Admin, support, waste mgt, remediation services .....</b>															
561	Administrative & support services .....	(E)	(D)	(D)	47	34	6	4	2	1	—	—	—	—	
5617	Services to buildings & dwellings .....	213	921	3 975	33	24	5	2	1	1	—	—	—	—	
56172	Janitorial services .....	175	789	3 246	19	12	3	2	1	1	—	—	—	—	
561720	Janitorial services .....	175	789	3 246	19	12	3	2	1	1	—	—	—	—	
<b>61 Educational services .....</b>															
611	Educational services .....	(F)	(D)	(D)	10	6	1	1	1	—	—	—	1	—	
6113	Colleges, universities & professional schools .....	(F)	(D)	(D)	1	—	—	—	—	—	—	—	1	—	
61131	Colleges, universities & professional schools .....	(F)	(D)	(D)	1	—	—	—	—	—	—	—	1	—	
<b>62 Health care and social assistance .....</b>															
621	Ambulatory health care services .....	229	5 721	26 235	68	27	19	16	3	1	1	1	—	—	
6211	Offices of physicians .....	133	1 576	8 050	13	1	7	3	2	—	—	—	—	—	
62111	Offices of physicians .....	133	1 576	8 050	13	1	7	3	2	—	—	—	—	—	
621111	Offices of physicians (exc mental health) .....	133	1 576	8 050	13	1	7	3	2	—	—	—	—	—	
623	Nursing & residential care facilities .....	905	3 271	14 386	16	6	2	5	—	1	1	1	—	—	
6233	Community care facilities for the elderly .....	(F)	(D)	(D)	13	5	2	4	—	—	1	1	—	—	
62331	Community care facilities for the elderly .....	(F)	(D)	(D)	13	5	2	4	—	—	1	1	—	—	
624	Social assistance .....	148	372	1 585	22	12	4	5	1	—	—	—	—	—	
6244	Child day care services .....	110	252	1 106	13	6	2	4	1	—	—	—	—	—	
62441	Child day care services .....	110	252	1 106	13	6	2	4	1	—	—	—	—	—	
624410	Child day care services .....	110	252	1 106	13	6	2	4	1	—	—	—	—	—	
<b>71 Arts, entertainment &amp; recreation .....</b>															
71	Arts, entertainment & recreation .....	103	243	1 094	18	12	2	2	2	—	—	—	—	—	
<b>72 Accommodation &amp; food services .....</b>															
721	Accommodation .....	(F)	(D)	(D)	8	2	—	1	3	1	—	—	1	—	
7211	Traveler accommodation .....	744	2 082	7 783	7	1	—	1	3	1	—	—	1	—	
72111	Hotels (exc casino hotels) & motels .....	744	2 082	7 783	7	1	—	1	3	1	—	—	1	—	
721110	Hotels (exc casino hotels) & motels .....	744	2 082	7 783	7	1	—	1	3	1	—	—	1	—	
722	Food services & drinking places .....	(F)	(D)	(D)	60	15	19	11	13	2	—	—	—	—	
7221	Full-service restaurants .....	408	926	3 822	22	5	7	4	4	2	—	—	—	—	
72211	Full-service restaurants .....	408	926	3 822	22	5	7	4	4	2	—	—	—	—	
722110	Full-service restaurants .....	408	926	3 822	22	5	7	4	4	2	—	—	—	—	
7222	Limited-service eating places .....	417	685	3 136	29	6	8	6	9	—	—	—	—	—	
72221	Limited-service eating places .....	417	685	3 136	29	6	8	6	9	—	—	—	—	—	

Note: Employment-size classes are indicated as follows: A—0 to 19; B—20 to 99; C—100 to 249; E—250 to 499; F—500 to 2,499; G—1,000 to 2,499; H—2,500 to 4,999; I—5,000 to 9,999; J—10,000 to 24,999; K—25,000 to 49,999; L—50,000 to 99,999; M—100,000 or more.







Table 6. Counties—Employees, Payroll, and Establishments by Industry: 1999—Con.

[Excludes most government employees, railroad employees, and self-employed persons. Size class 1 to 4 includes establishments with payroll, but no employees, during mid-March pay period. (D) denotes figures withheld to avoid disclosing data for individual companies; the data are included in broader industry totals. Detailed industries with 100 or more employees are shown if industry was not a (D). For explanation of terms, abbreviations, and data reliability/comparability, see introductory text]

Table with columns: NAICS code, Industry, Number of employees for week including March 12, Payroll (\$1,000) (First quarter, Annual), Total number of establishments, and Number of establishments by employment-size class (1 to 4, 5 to 9, 10 to 19, 20 to 49, 50 to 99, 100 to 249, 250 to 499, 500 to 999, 1,000 or more). Rows include SCOTT—Con. (Health care and social assistance, Arts, entertainment & recreation, Accommodation & food services) and SHENANDOAH (Forestry, fishing, hunting, and agriculture support, Utilities, Construction, Manufacturing, Wholesale trade).

Note: Employment-size classes are indicated as follows: A—0 to 19; B—20 to 99; C—100 to 249; E—250 to 499; F—500 to 999; G—1,000 to 2,499; H—2,500 to 4,999; I—5,000 to 9,999; J—10,000 to 24,999; K—25,000 to 49,999; L—50,000 to 99,999; M—100,000 or more.

**Table 6. Counties—Employees, Payroll, and Establishments by Industry: 1999—Con.**

[Excludes most government employees, railroad employees, and self-employed persons. Size class 1 to 4 includes establishments with payroll, but no employees, during mid-March pay period. (D) denotes figures withheld to avoid disclosing data for individual companies; the data are included in broader industry totals. Detailed industries with 100 or more employees are shown if industry was not a (D). For explanation of terms, abbreviations, and data reliability/comparability, see introductory text]

NAICS code	Industry	Number of employees for week including March 12	Payroll (\$1,000)		Total number of establishments	Number of establishments by employment-size class								
			First quarter	Annual		1 to 4	5 to 9	10 to 19	20 to 49	50 to 99	100 to 249	250 to 499	500 to 999	1,000 or more
	<b>SHENANDOAH—Con.</b>													
<b>44-45</b>	<b>Retail trade</b>	<b>1 949</b>	<b>7 567</b>	<b>31 982</b>	<b>172</b>	<b>79</b>	<b>45</b>	<b>31</b>	<b>9</b>	<b>7</b>	-	<b>1</b>	-	-
441	Motor vehicle & parts dealers	185	1 051	4 515	22	11	4	3	4	-	-	-	-	-
4411	Automobile dealers	120	738	3 161	12	7	1	-	4	-	-	-	-	-
44111	New car dealers	102	692	2 945	5	1	-	-	4	-	-	-	-	-
441110	New car dealers	102	692	2 945	5	1	-	-	4	-	-	-	-	-
444	Bldg material & garden equip & supp dealers	139	598	2 688	18	8	7	2	1	-	-	-	-	-
445	Food & beverage stores	300	955	4 068	24	13	5	3	-	3	-	-	-	-
4451	Grocery stores (E)	(E)	(D)	(D)	21	10	5	3	-	3	-	-	-	-
44511	Grocery (except convenience) stores	245	796	3 024	13	7	2	1	-	3	-	-	-	-
445110	Grocery (except convenience) stores	245	796	3 024	13	7	2	1	-	3	-	-	-	-
446	Health & personal care stores	104	358	1 575	9	1	3	4	1	-	-	-	-	-
4461	Health & personal care stores	104	358	1 575	9	1	3	4	1	-	-	-	-	-
447	Gasoline stations	444	1 740	7 439	28	5	7	11	3	2	-	-	-	-
4471	Gasoline stations	444	1 740	7 439	28	5	7	11	3	2	-	-	-	-
44711	Gasoline stations with convenience stores	175	521	2 223	18	3	5	9	1	-	-	-	-	-
447110	Gasoline stations with convenience stores	175	521	2 223	18	3	5	9	1	-	-	-	-	-
44719	Other gasoline stations	269	1 219	5 216	10	2	2	2	2	2	-	-	-	-
447190	Other gasoline stations	269	1 219	5 216	10	2	2	2	2	2	-	-	-	-
452	General merchandise stores	417	1 317	5 142	8	1	5	-	-	1	-	1	-	-
4521	Department stores (E)	(E)	(D)	(D)	1	-	-	-	-	-	-	1	-	-
45211	Department stores (E)	(E)	(D)	(D)	1	-	-	-	-	-	-	1	-	-
454	Nonstore retailers	164	956	4 094	10	4	-	5	-	1	-	-	-	-
<b>48-49</b>	<b>Transportation &amp; warehousing</b>	<b>224</b>	<b>1 872</b>	<b>7 731</b>	<b>40</b>	<b>29</b>	<b>4</b>	<b>4</b>	<b>2</b>	<b>1</b>	-	-	-	-
484	Truck transportation	150	904	4 049	29	21	2	4	2	-	-	-	-	-
4841	General freight trucking	100	661	3 122	13	8	1	2	2	-	-	-	-	-
<b>51</b>	<b>Information</b>	<b>330</b>	<b>2 391</b>	<b>9 325</b>	<b>12</b>	<b>3</b>	<b>1</b>	<b>4</b>	<b>1</b>	<b>3</b>	-	-	-	-
511	Publishing industries (C)	(C)	(D)	(D)	3	1	-	-	1	1	-	-	-	-
5111	Newspaper, periodical, book, database publishers (C)	(C)	(D)	(D)	3	1	-	-	1	1	-	-	-	-
51111	Newspaper publishers (C)	(C)	(D)	(D)	2	-	-	-	1	1	-	-	-	-
513	Broadcasting & telecommunications	199	1 860	6 918	7	1	1	3	-	2	-	-	-	-
5133	Telecommunications (C)	(C)	(D)	(D)	5	1	1	1	-	2	-	-	-	-
51331	Wired telecommunications carriers (C)	(C)	(D)	(D)	4	1	1	-	-	2	-	-	-	-
<b>52</b>	<b>Finance &amp; insurance</b>	<b>291</b>	<b>1 704</b>	<b>6 664</b>	<b>44</b>	<b>24</b>	<b>14</b>	<b>4</b>	<b>1</b>	<b>1</b>	-	-	-	-
522	Credit intermediation & related activities (C)	(C)	(D)	(D)	24	6	14	2	1	1	-	-	-	-
5221	Depository credit intermediation (C)	(C)	(D)	(D)	20	4	12	2	1	1	-	-	-	-
52211	Commercial banking	212	1 244	4 691	17	3	10	2	1	1	-	-	-	-
522110	Commercial banking	212	1 244	4 691	17	3	10	2	1	1	-	-	-	-
<b>53</b>	<b>Real estate &amp; rental &amp; leasing</b>	<b>97</b>	<b>229</b>	<b>920</b>	<b>27</b>	<b>23</b>	<b>1</b>	<b>2</b>	<b>1</b>	-	-	-	-	-
<b>54</b>	<b>Professional, scientific &amp; technical services</b>	<b>190</b>	<b>749</b>	<b>4 022</b>	<b>59</b>	<b>48</b>	<b>6</b>	<b>4</b>	<b>1</b>	-	-	-	-	-
541	Professional, scientific & technical services	190	749	4 022	59	48	6	4	1	-	-	-	-	-
<b>55</b>	<b>Management of companies &amp; enterprises</b>	<b>6</b>	<b>44</b>	<b>131</b>	<b>3</b>	<b>3</b>	-	-	-	-	-	-	-	-
<b>56</b>	<b>Admin, support, waste mgt, remediation services</b>	<b>116</b>	<b>483</b>	<b>2 171</b>	<b>28</b>	<b>23</b>	<b>1</b>	<b>3</b>	<b>1</b>	-	-	-	-	-
561	Administrative & support services (C)	(C)	(D)	(D)	27	23	1	2	1	-	-	-	-	-
<b>61</b>	<b>Educational services</b>	<b>164</b>	<b>903</b>	<b>3 899</b>	<b>6</b>	<b>3</b>	-	<b>1</b>	-	<b>2</b>	-	-	-	-
611	Educational services	164	903	3 899	6	3	-	1	-	2	-	-	-	-
6111	Elementary & secondary schools (C)	(C)	(D)	(D)	4	1	-	1	-	2	-	-	-	-
61111	Elementary & secondary schools (C)	(C)	(D)	(D)	4	1	-	1	-	2	-	-	-	-
<b>62</b>	<b>Health care and social assistance</b>	<b>1 054</b>	<b>4 811</b>	<b>21 281</b>	<b>72</b>	<b>44</b>	<b>13</b>	<b>6</b>	<b>5</b>	<b>1</b>	<b>2</b>	<b>1</b>	-	-
621	Ambulatory health care services (C)	(C)	(D)	(D)	38	28	7	2	1	-	-	-	-	-
622	Hospitals (E)	(E)	(D)	(D)	1	-	-	-	-	-	-	1	-	-
6221	General medical & surgical hospitals (E)	(E)	(D)	(D)	1	-	-	-	-	-	-	1	-	-
62211	General medical & surgical hospitals (E)	(E)	(D)	(D)	1	-	-	-	-	-	-	1	-	-
623	Nursing & residential care facilities	412	1 423	6 192	18	5	3	4	4	1	1	-	-	-
6231	Nursing care facilities	254	901	4 097	3	-	-	-	1	1	1	-	-	-
62311	Nursing care facilities	254	901	4 097	3	-	-	-	1	1	1	-	-	-
623110	Nursing care facilities	254	901	4 097	3	-	-	-	1	1	1	-	-	-
6233	Community care facilities for the elderly	133	380	1 586	12	4	2	3	3	-	-	-	-	-
62331	Community care facilities for the elderly	133	380	1 586	12	4	2	3	3	-	-	-	-	-
624	Social assistance (C)	(C)	(D)	(D)	15	11	3	-	-	-	1	-	-	-
6243	Vocational rehabilitation services (C)	(C)	(D)	(D)	1	-	-	-	-	-	1	-	-	-
62431	Vocational rehabilitation services (C)	(C)	(D)	(D)	1	-	-	-	-	-	1	-	-	-
<b>71</b>	<b>Arts, entertainment &amp; recreation</b>	<b>97</b>	<b>448</b>	<b>1 758</b>	<b>19</b>	<b>13</b>	<b>3</b>	<b>2</b>	<b>1</b>	-	-	-	-	-

Note: Employment-size classes are indicated as follows: A—0 to 19; B—20 to 99; C—100 to 249; E—250 to 499; F—500 to 999; G—1,000 to 2,499; H—2,500 to 4,999; I—5,000 to 9,999; J—10,000 to 24,999; K—25,000 to 49,999; L—50,000 to 99,999; M—100,000 or more.





**Table 6. Counties—Employees, Payroll, and Establishments by Industry: 1999—Con.**

[Excludes most government employees, railroad employees, and self-employed persons. Size class 1 to 4 includes establishments with payroll, but no employees, during mid-March pay period. (D) denotes figures withheld to avoid disclosing data for individual companies; the data are included in broader industry totals. Detailed industries with 100 or more employees are shown if industry was not a (D). For explanation of terms, abbreviations, and data reliability/comparability, see introductory text]

NAICS code	Industry	Number of employees for week including March 12	Payroll (\$1,000)		Total number of establishments	Number of establishments by employment-size class								
			First quarter	Annual		1 to 4	5 to 9	10 to 19	20 to 49	50 to 99	100 to 249	250 to 499	500 to 999	1,000 or more
<b>SMYTH—Con.</b>														
95	Auxiliaries (exc corporate, subsidiary & regional mgt) .....	(A)	(D)	(D)	1	1	—	—	—	—	—	—	—	—
99	Unclassified establishments .....	(A)	(D)	(D)	19	19	—	—	—	—	—	—	—	—
<b>SOUTHAMPTON</b>														
	<b>Total</b> .....	<b>4 413</b>	<b>39 212</b>	<b>154 625</b>	<b>281</b>	<b>164</b>	<b>65</b>	<b>22</b>	<b>22</b>	<b>3</b>	<b>3</b>	<b>1</b>	—	<b>1</b>
11	Forestry, fishing, hunting, and agriculture support .....	22	194	968	5	4	—	1	—	—	—	—	—	—
22	Utilities .....	(B)	(D)	(D)	1	—	—	—	1	—	—	—	—	—
23	Construction .....	172	886	3 918	34	23	7	2	2	—	—	—	—	—
235	Special trade contractors .....	108	591	2 466	21	13	6	—	2	—	—	—	—	—
31-33	<b>Manufacturing</b> .....	<b>2 706</b>	<b>31 857</b>	<b>122 225</b>	<b>17</b>	<b>4</b>	<b>1</b>	<b>3</b>	<b>4</b>	—	<b>3</b>	<b>1</b>	—	<b>1</b>
313	Textile mills .....	(E)	(D)	(D)	2	1	—	—	—	—	—	1	—	—
3132	Fabric mills .....	(E)	(D)	(D)	1	—	—	—	—	—	—	1	—	—
31322	Narrow fabric mills & schiffli mach embroidery .....	(E)	(D)	(D)	1	—	—	—	—	—	—	1	—	—
321	Wood product mfg .....	381	2 619	10 793	6	—	—	2	2	—	2	—	—	—
3211	Sawmills & wood preservation .....	(C)	(D)	(D)	4	—	—	2	1	—	1	—	—	—
32111	Sawmills & wood preservation .....	(C)	(D)	(D)	4	—	—	2	1	—	1	—	—	—
321113	Sawmills .....	137	674	2 643	3	—	—	2	—	—	1	—	—	—
3212	Veneer, plywood & engineered wood product mfg .....	(C)	(D)	(D)	1	—	—	—	—	—	1	—	—	—
32121	Veneer, plywood & engineered wood product mfg .....	(C)	(D)	(D)	1	—	—	—	—	—	1	—	—	—
322	Paper mfg .....	(G)	(D)	(D)	1	—	—	—	—	—	—	—	—	1
3221	Pulp, paper & paperboard mills .....	(G)	(D)	(D)	1	—	—	—	—	—	—	—	—	1
32212	Paper mills .....	(G)	(D)	(D)	1	—	—	—	—	—	—	—	—	1
325	Chemical mfg .....	(C)	(D)	(D)	2	—	1	—	—	—	1	—	—	—
3259	Other chemical product & preparation mfg .....	(C)	(D)	(D)	1	—	—	—	—	—	1	—	—	—
32599	All other chemical product & preparation mfg .....	(C)	(D)	(D)	1	—	—	—	—	—	1	—	—	—
42	<b>Wholesale trade</b> .....	<b>202</b>	<b>1 030</b>	<b>4 420</b>	<b>16</b>	<b>6</b>	<b>4</b>	<b>3</b>	<b>2</b>	<b>1</b>	—	—	—	—
422	Wholesale trade, nondurable goods .....	190	974	4 173	13	4	3	3	2	1	—	—	—	—
4225	Farm product raw material whsle .....	(C)	(D)	(D)	2	—	—	—	1	1	—	—	—	—
44-45	<b>Retail trade</b> .....	<b>348</b>	<b>1 066</b>	<b>4 554</b>	<b>57</b>	<b>31</b>	<b>15</b>	<b>7</b>	<b>4</b>	—	—	—	—	—
48-49	<b>Transportation &amp; warehousing</b> .....	<b>(C)</b>	<b>(D)</b>	<b>(D)</b>	<b>14</b>	<b>9</b>	<b>3</b>	—	<b>2</b>	—	—	—	—	—
484	Truck transportation .....	(C)	(D)	(D)	13	8	3	—	2	—	—	—	—	—
51	Information .....	(A)	(D)	(D)	1	—	—	1	—	—	—	—	—	—
52	Finance & insurance .....	37	232	957	9	5	4	—	—	—	—	—	—	—
53	Real estate & rental & leasing .....	19	44	244	13	12	1	—	—	—	—	—	—	—
54	Professional, scientific & technical services .....	47	314	1 353	13	8	4	1	—	—	—	—	—	—
56	Admin, support, waste mgt, remediation services .....	14	26	128	6	5	1	—	—	—	—	—	—	—
61	Educational services .....	(B)	(D)	(D)	3	1	1	—	—	1	—	—	—	—
62	Health care and social assistance .....	219	1 054	5 078	22	13	4	2	2	1	—	—	—	—
621	Ambulatory health care services .....	(C)	(D)	(D)	14	6	4	2	2	—	—	—	—	—
71	Arts, entertainment & recreation .....	(B)	(D)	(D)	3	2	—	—	1	—	—	—	—	—
72	Accommodation & food services .....	172	265	1 210	13	1	7	2	3	—	—	—	—	—
722	Food services & drinking places .....	(C)	(D)	(D)	11	1	6	1	3	—	—	—	—	—
81	Other services (except public administration) .....	176	602	2 983	50	36	13	—	1	—	—	—	—	—
99	Unclassified establishments .....	(A)	(D)	(D)	4	4	—	—	—	—	—	—	—	—
<b>SPOTSYLVANIA</b>														
	<b>Total</b> .....	<b>16 293</b>	<b>87 731</b>	<b>392 399</b>	<b>1 375</b>	<b>784</b>	<b>256</b>	<b>154</b>	<b>117</b>	<b>39</b>	<b>18</b>	<b>7</b>	—	—
11	Forestry, fishing, hunting, and agriculture support .....	10	56	175	4	3	1	—	—	—	—	—	—	—
21	Mining .....	137	1 302	5 980	3	—	—	—	2	1	—	—	—	—
212	Mining (except oil & gas) .....	137	1 302	5 980	3	—	—	—	2	1	—	—	—	—
2123	Nonmetallic mineral mining & quarrying .....	137	1 302	5 980	3	—	—	—	2	1	—	—	—	—
22	Utilities .....	(B)	(D)	(D)	2	—	1	—	—	1	—	—	—	—

Note: Employment-size classes are indicated as follows: A—0 to 19; B—20 to 99; C—100 to 249; E—250 to 499; F—500 to 999; G—1,000 to 2,499; H—2,500 to 4,999; I—5,000 to 9,999; J—10,000 to 24,999; K—25,000 to 49,999; L—50,000 to 99,999; M—100,000 or more.







**Table 6. Counties—Employees, Payroll, and Establishments by Industry: 1999—Con.**

[Excludes most government employees, railroad employees, and self-employed persons. Size class 1 to 4 includes establishments with payroll, but no employees, during mid-March pay period. (D) denotes figures withheld to avoid disclosing data for individual companies; the data are included in broader industry totals. Detailed industries with 100 or more employees are shown if industry was not a (D). For explanation of terms, abbreviations, and data reliability/comparability, see introductory text]

NAICS code	Industry	Number of employees for week including March 12	Payroll (\$1,000)		Total number of establishments	Number of establishments by employment-size class									
			First quarter	Annual		1 to 4	5 to 9	10 to 19	20 to 49	50 to 99	100 to 249	250 to 499	500 to 999	1,000 or more	
<b>SPOTSYLVANIA—Con.</b>															
<b>72</b>	<b>Accommodation &amp; food services</b>	<b>1 746</b>	<b>4 089</b>	<b>17 811</b>	<b>83</b>	<b>16</b>	<b>22</b>	<b>17</b>	<b>19</b>	<b>7</b>	<b>2</b>				
721	Accommodation	283	864	3 714	12	2	2	3	4	1					
7211	Traveler accommodation	(C)	(D)	(D)	10	2	2	2	3	1					
72111	Hotels (exc casino hotels) & motels	(C)	(D)	(D)	10	2	2	2	3	1					
722	Food services & drinking places	1 463	3 225	14 097	71	14	20	14	15	6	2				
7221	Full-service restaurants	623	1 492	6 363	30	6	10	7	3	2	2				
72211	Full-service restaurants	623	1 492	6 363	30	6	10	7	3	2	2				
722110	Full-service restaurants	623	1 492	6 363	30	6	10	7	3	2	2				
7222	Limited-service eating places	(F)	(D)	(D)	40	8	10	6	12	4					
72221	Limited-service eating places	(F)	(D)	(D)	40	8	10	6	12	4					
722211	Limited-service restaurants	790	1 641	7 309	34	6	7	5	12	4					
<b>81</b>	<b>Other services (except public administration)</b>	<b>896</b>	<b>4 123</b>	<b>17 884</b>	<b>165</b>	<b>109</b>	<b>31</b>	<b>13</b>	<b>12</b>						
811	Repair & maintenance	343	2 010	8 254	64	44	10	4	6						
8111	Automotive repair & maintenance	260	1 586	6 156	47	30	10	3	4						
81111	Automotive mechanical & electrical R&M	128	778	3 402	28	18	8	1	1						
812	Personal & laundry services	220	731	3 594	43	27	10	5	1						
8121	Personal care services	166	572	2 304	27	17	4	5	1						
81211	Hair, nail & skin care services	159	564	2 252	24	14	4	5	1						
812112	Beauty salons	155	551	2 192	20	10	4	5	1						
813	Religious, grantmaking, civic, prof & like organizations	333	1 382	6 036	58	38	11	4	5						
8131	Religious organizations	223	609	2 673	41	28	8	2	3						
81311	Religious organizations	223	609	2 673	41	28	8	2	3						
813110	Religious organizations	223	609	2 673	41	28	8	2	3						
<b>95</b>	<b>Auxiliaries (exc corporate, subsidiary &amp; regional mgt)</b>	<b>(A)</b>	<b>(D)</b>	<b>(D)</b>	<b>1</b>	<b>1</b>									
<b>99</b>	<b>Unclassified establishments</b>	<b>7</b>	<b>30</b>	<b>205</b>	<b>15</b>	<b>15</b>									
<b>STAFFORD</b>															
	<b>Total</b>	<b>17 288</b>	<b>120 783</b>	<b>465 973</b>	<b>1 392</b>	<b>755</b>	<b>302</b>	<b>177</b>	<b>111</b>	<b>37</b>	<b>5</b>	<b>2</b>	<b>2</b>	<b>1</b>	
<b>11</b>	<b>Forestry, fishing, hunting, and agriculture support</b>	<b>(A)</b>	<b>(D)</b>	<b>(D)</b>	<b>2</b>	<b>1</b>	<b>1</b>								
<b>21</b>	<b>Mining</b>	<b>(B)</b>	<b>(D)</b>	<b>(D)</b>	<b>3</b>	<b>1</b>	<b>1</b>		<b>1</b>						
<b>22</b>	<b>Utilities</b>	<b>(A)</b>	<b>(D)</b>	<b>(D)</b>	<b>1</b>		<b>1</b>								
<b>23</b>	<b>Construction</b>	<b>1 868</b>	<b>11 350</b>	<b>55 818</b>	<b>287</b>	<b>162</b>	<b>72</b>	<b>35</b>	<b>14</b>	<b>4</b>					
233	Building, developing & general contracting	363	2 600	11 866	84	55	19	8	2						
2332	Residential building construction	(E)	(D)	(D)	68	44	19	4	1						
23321	Single-family housing construction	255	1 596	7 365	66	43	18	4	1						
233210	Single-family housing construction	255	1 596	7 365	66	43	18	4	1						
234	Heavy construction	209	1 205	7 860	17	6	6	2	3						
2349	Other heavy construction	131	702	3 754	13	6	5		2						
235	Special trade contractors	1 296	7 545	36 092	186	101	47	25	9	4					
2351	Plumbing, heating & AC contractor	268	1 802	8 672	37	19	10	5	2	1					
23511	Plumbing, heating & AC contractor	268	1 802	8 672	37	19	10	5	2	1					
235110	Plumbing, heating & AC contractor	268	1 802	8 672	37	19	10	5	2	1					
2352	Painting & wall covering contractors	162	861	3 650	21	13	4	1	3						
23521	Painting & wall covering contractors	162	861	3 650	21	13	4	1	3						
235210	Painting & wall covering contractors	162	861	3 650	21	13	4	1	3						
2354	Masonry, drywall, insulation, tile contractors	223	1 178	6 401	27	12	10	2	2	1					
23542	Drywall, acoustical & insulation contractors	132	767	3 997	10	3	4	1	1	1					
235420	Drywall, acoustical & insulation contractors	132	767	3 997	10	3	4	1	1	1					
2355	Carpentry & floor contractors	146	812	3 195	29	18	5	6							
23551	Carpentry contractors	(C)	(D)	(D)	28	18	4	6							
2356	Roofing, siding, & sheet metal contractors	107	679	3 545	13	9		3		1					
23561	Roofing, siding, & sheet metal contractors	107	679	3 545	13	9		3		1					
235610	Roofing, siding, & sheet metal contractors	107	679	3 545	13	9		3		1					
2357	Concrete contractors	127	637	3 066	12	6	2	3		1					
23571	Concrete contractors	127	637	3 066	12	6	2	3		1					
235710	Concrete contractors	127	637	3 066	12	6	2	3		1					
2359	Other special trade contractors	213	1 304	6 215	35	17	13	3	2						
<b>31-33</b>	<b>Manufacturing</b>	<b>1 001</b>	<b>5 894</b>	<b>25 077</b>	<b>47</b>	<b>18</b>	<b>10</b>	<b>8</b>	<b>6</b>	<b>3</b>	<b>1</b>	<b>1</b>			
311	Food mfg	(C)	(D)	(D)	3	2					1				
3114	Fruit & veg preserving & specialty food mfg	(C)	(D)	(D)	2	1					1				
31141	Frozen food mfg	(C)	(D)	(D)	1						1				
321	Wood product mfg	104	550	1 565	7	1	2	2	2						
327	Nonmetallic mineral product mfg	158	1 053	5 041	8	1	2	2	2	1					
3273	Cement & concrete product mfg	(C)	(D)	(D)	7	1	1	2	2	1					
32732	Ready-mix concrete mfg	(C)	(D)	(D)	4	1		1	1	1					
336	Transportation equipment mfg	(E)	(D)	(D)	3	2						1			
3363	Motor vehicle parts mfg	(E)	(D)	(D)	2	1						1			
33634	Motor vehicle brake system mfg	(E)	(D)	(D)	1							1			

Note: Employment-size classes are indicated as follows: A—0 to 19; B—20 to 99; C—100 to 249; E—250 to 499; F—500 to 999; G—1,000 to 2,499; H—2,500 to 4,999; I—5,000 to 9,999; J—10,000 to 24,999; K—25,000 to 49,999; L—50,000 to 99,999; M—100,000 or more.



**Table 6. Counties—Employees, Payroll, and Establishments by Industry: 1999—Con.**

[Excludes most government employees, railroad employees, and self-employed persons. Size class 1 to 4 includes establishments with payroll, but no employees, during mid-March pay period. (D) denotes figures withheld to avoid disclosing data for individual companies; the data are included in broader industry totals. Detailed industries with 100 or more employees are shown if industry was not a (D). For explanation of terms, abbreviations, and data reliability/comparability, see introductory text]

NAICS code	Industry	Number of employees for week including March 12	Payroll (\$1,000)		Total number of establishments	Number of establishments by employment-size class								
			First quarter	Annual		1 to 4	5 to 9	10 to 19	20 to 49	50 to 99	100 to 249	250 to 499	500 to 999	1,000 or more
<b>STAFFORD—Con.</b>														
61	<b>Educational services</b> .....	86	307	1 331	12	7	3	1	1	—	—	—	—	—
62	<b>Health care and social assistance</b> .....	983	4 655	22 240	91	33	30	12	14	2	—	—	—	—
621	Ambulatory health care services .....	488	3 645	17 637	59	22	26	4	6	1	—	—	—	—
6211	Offices of physicians .....	171	1 762	8 346	17	4	8	1	4	—	—	—	—	—
62111	Offices of physicians .....	171	1 762	8 346	17	4	8	1	4	—	—	—	—	—
6212	Offices of dentists .....	103	687	3 728	14	3	10	1	—	—	—	—	—	—
62121	Offices of dentists .....	103	687	3 728	14	3	10	1	—	—	—	—	—	—
621210	Offices of dentists .....	103	687	3 728	14	3	10	1	—	—	—	—	—	—
6214	Outpatient care centers .....	108	624	2 920	5	1	1	1	1	1	—	—	—	—
62149	Other outpatient care centers .....	(C)	(D)	(D)	4	—	1	1	1	1	—	—	—	—
624	Social assistance .....	(E)	(D)	(D)	29	11	3	7	7	1	—	—	—	—
6244	Child day care services .....	419	746	3 525	24	9	1	6	7	1	—	—	—	—
62441	Child day care services .....	419	746	3 525	24	9	1	6	7	1	—	—	—	—
624410	Child day care services .....	419	746	3 525	24	9	1	6	7	1	—	—	—	—
71	<b>Arts, entertainment &amp; recreation</b> .....	404	762	3 653	24	13	2	3	5	—	1	—	—	—
713	Amusement, gambling & recreation industries .....	331	456	2 127	18	9	2	2	4	—	1	—	—	—
7139	Other amusement & recreation industries .....	331	456	2 127	18	9	2	2	4	—	1	—	—	—
71394	Fitness & recreational sports centers .....	122	164	724	9	4	1	1	3	—	—	—	—	—
713940	Fitness & recreational sports centers .....	122	164	724	9	4	1	1	3	—	—	—	—	—
71399	All other amusement & recreation industries .....	165	219	1 026	5	2	1	1	—	—	1	—	—	—
713990	All other amusement & recreation industries .....	165	219	1 026	5	2	1	1	—	—	1	—	—	—
72	<b>Accommodation &amp; food services</b> .....	1 935	3 711	16 917	112	36	19	19	31	7	—	—	—	—
721	Accommodation .....	256	604	2 676	21	10	2	3	6	—	—	—	—	—
7211	Traveler accommodation .....	(C)	(D)	(D)	20	10	1	3	6	—	—	—	—	—
72111	Hotels (exc casino hotels) & motels .....	(C)	(D)	(D)	20	10	1	3	6	—	—	—	—	—
722	Food services & drinking places .....	1 679	3 107	14 241	91	26	17	16	25	7	—	—	—	—
7221	Full-service restaurants .....	657	1 372	6 200	42	15	9	7	7	4	—	—	—	—
72211	Full-service restaurants .....	657	1 372	6 200	42	15	9	7	7	4	—	—	—	—
722110	Full-service restaurants .....	657	1 372	6 200	42	15	9	7	7	4	—	—	—	—
7222	Limited-service eating places .....	969	1 624	7 583	45	10	6	9	17	3	—	—	—	—
72221	Limited-service eating places .....	969	1 624	7 583	45	10	6	9	17	3	—	—	—	—
722211	Limited-service restaurants .....	927	1 540	7 237	41	9	5	7	17	3	—	—	—	—
81	<b>Other services (except public administration)</b> .....	950	4 110	18 083	165	101	38	17	8	1	—	—	—	—
811	Repair & maintenance .....	356	2 008	9 213	72	46	17	6	3	—	—	—	—	—
8111	Automotive repair & maintenance .....	289	1 757	8 047	49	27	14	5	3	—	—	—	—	—
81111	Automotive mechanical & electrical R&M .....	175	1 185	5 485	35	22	9	3	1	—	—	—	—	—
812	Personal & laundry services .....	215	550	2 519	44	28	10	4	2	—	—	—	—	—
8121	Personal care services .....	158	417	1 814	23	13	5	3	2	—	—	—	—	—
81211	Hair, nail & skin care services .....	148	402	1 739	20	11	4	3	2	—	—	—	—	—
813	Religious, grantmaking, civic, prof & like organizations .....	379	1 552	6 351	49	27	11	7	3	1	—	—	—	—
8131	Religious organizations .....	265	778	3 144	42	23	11	6	2	—	—	—	—	—
81311	Religious organizations .....	265	778	3 144	42	23	11	6	2	—	—	—	—	—
813110	Religious organizations .....	265	778	3 144	42	23	11	6	2	—	—	—	—	—
95	<b>Auxiliaries (exc corporate, subsidiary &amp; regional mgt)</b> .....	(A)	(D)	(D)	1	—	—	1	—	—	—	—	—	—
99	<b>Unclassified establishments</b> .....	(A)	(D)	(D)	11	11	—	—	—	—	—	—	—	—
<b>SURRY</b>														
	<b>Total</b> .....	1 476	18 888	69 553	80	45	18	10	4	2	—	—	1	—
11	<b>Forestry, fishing, hunting, and agriculture support</b> .....	(B)	(D)	(D)	3	1	—	2	—	—	—	—	—	—
22	<b>Utilities</b> .....	(F)	(D)	(D)	2	1	—	—	—	—	—	—	1	—
221	Utilities .....	(F)	(D)	(D)	2	1	—	—	—	—	—	—	1	—
2211	Elec pwr generation, transmn & distribution .....	(F)	(D)	(D)	1	—	—	—	—	—	—	—	1	—
22112	Electric pwr transmn, control & distribution .....	(F)	(D)	(D)	1	—	—	—	—	—	—	—	1	—
23	<b>Construction</b> .....	(B)	(D)	(D)	6	4	1	1	—	—	—	—	—	—
31-33	<b>Manufacturing</b> .....	148	792	3 256	6	2	—	—	3	1	—	—	—	—
321	Wood product mfg .....	(C)	(D)	(D)	3	—	—	—	2	1	—	—	—	—
42	<b>Wholesale trade</b> .....	(B)	(D)	(D)	3	—	1	1	1	—	—	—	—	—
44-45	<b>Retail trade</b> .....	59	206	952	14	8	5	1	—	—	—	—	—	—
48-49	<b>Transportation &amp; warehousing</b> .....	(B)	(D)	(D)	9	6	2	1	—	—	—	—	—	—
52	<b>Finance &amp; insurance</b> .....	(A)	(D)	(D)	4	2	2	—	—	—	—	—	—	—
53	<b>Real estate &amp; rental &amp; leasing</b> .....	(A)	(D)	(D)	5	4	—	1	—	—	—	—	—	—
54	<b>Professional, scientific &amp; technical services</b> .....	(B)	(D)	(D)	5	3	1	1	—	—	—	—	—	—
56	<b>Admin, support, waste mgt, remediation services</b> .....	(A)	(D)	(D)	3	2	1	—	—	—	—	—	—	—
62	<b>Health care and social assistance</b> .....	(B)	(D)	(D)	6	2	3	1	—	—	—	—	—	—
72	<b>Accommodation &amp; food services</b> .....	(B)	(D)	(D)	3	1	—	1	—	1	—	—	—	—

Note: Employment-size classes are indicated as follows: A—0 to 19; B—20 to 99; C—100 to 249; E—250 to 499; F—500 to 999; G—1,000 to 2,499; H—2,500 to 4,999; I—5,000 to 9,999; J—10,000 to 24,999; K—25,000 to 49,999; L—50,000 to 99,999; M—100,000 or more.

**Table 6. Counties—Employees, Payroll, and Establishments by Industry: 1999—Con.**

[Excludes most government employees, railroad employees, and self-employed persons. Size class 1 to 4 includes establishments with payroll, but no employees, during mid-March pay period. (D) denotes figures withheld to avoid disclosing data for individual companies; the data are included in broader industry totals. Detailed industries with 100 or more employees are shown if industry was not a (D). For explanation of terms, abbreviations, and data reliability/comparability, see introductory text]

NAICS code	Industry	Number of employees for week including March 12	Payroll (\$1,000)		Total number of establishments	Number of establishments by employment-size class									
			First quarter	Annual		1 to 4	5 to 9	10 to 19	20 to 49	50 to 99	100 to 249	250 to 499	500 to 999	1,000 or more	
<b>SURRY—Con.</b>															
81	<b>Other services (except public administration)</b> .....	29	50	220	10	8	2	—	—	—	—	—	—	—	
99	<b>Unclassified establishments</b> .....	(A)	(D)	(D)	1	1	—	—	—	—	—	—	—	—	
<b>SUSSEX</b>															
	<b>Total</b> .....	3 822	19 753	87 718	216	118	40	28	17	6	5	—	2	—	
11	<b>Forestry, fishing, hunting, and agriculture support</b> .....	36	260	1 063	6	2	3	1	—	—	—	—	—	—	
21	<b>Mining</b> .....	(B)	(D)	(D)	1	—	—	—	—	1	—	—	—	—	
22	<b>Utilities</b> .....	(B)	(D)	(D)	1	—	—	—	1	—	—	—	—	—	
23	<b>Construction</b> .....	88	391	1 763	19	11	6	2	—	—	—	—	—	—	
31-33	<b>Manufacturing</b> .....	1 376	8 103	37 023	7	—	—	—	2	2	2	—	1	—	
311	Food mfg .....	(F)	(D)	(D)	1	—	—	—	—	—	—	—	1	—	
3116	Animal slaughtering & processing .....	(F)	(D)	(D)	1	—	—	—	—	—	—	—	1	—	
31161	Animal slaughtering & processing .....	(F)	(D)	(D)	1	—	—	—	—	—	—	—	1	—	
321	Wood product mfg .....	378	2 927	12 562	4	—	—	—	1	1	2	—	—	—	
3212	Veneer, plywood & engineered wood product mfg .....	(C)	(D)	(D)	2	—	—	—	—	—	2	—	—	—	
32121	Veneer, plywood & engineered wood product mfg .....	(C)	(D)	(D)	2	—	—	—	—	—	2	—	—	—	
42	<b>Wholesale trade</b> .....	92	460	1 999	12	6	2	3	1	—	—	—	—	—	
44-45	<b>Retail trade</b> .....	426	1 518	6 732	51	25	9	10	7	—	—	—	—	—	
445	Food & beverage stores .....	(C)	(D)	(D)	12	6	1	2	3	—	—	—	—	—	
4451	Grocery stores .....	(C)	(D)	(D)	10	4	1	2	3	—	—	—	—	—	
44511	Grocery (except convenience) stores .....	122	282	1 082	9	3	1	2	3	—	—	—	—	—	
445110	Grocery (except convenience) stores .....	122	282	1 082	9	3	1	2	3	—	—	—	—	—	
48-49	<b>Transportation &amp; warehousing</b> .....	88	568	2 253	17	11	2	4	—	—	—	—	—	—	
51	<b>Information</b> .....	(B)	(D)	(D)	3	—	—	3	—	—	—	—	—	—	
52	<b>Finance &amp; insurance</b> .....	56	373	1 734	13	10	1	2	—	—	—	—	—	—	
53	<b>Real estate &amp; rental &amp; leasing</b> .....	64	224	736	8	6	1	—	1	—	—	—	—	—	
54	<b>Professional, scientific &amp; technical services</b> .....	7	25	100	5	5	—	—	—	—	—	—	—	—	
55	<b>Management of companies &amp; enterprises</b> .....	(F)	(D)	(D)	3	1	1	—	—	—	—	—	1	—	
551	Management of companies & enterprises .....	(F)	(D)	(D)	3	1	1	—	—	—	—	—	1	—	
5511	Management of companies & enterprises .....	(F)	(D)	(D)	3	1	1	—	—	—	—	—	1	—	
55111	Management of companies & enterprises .....	(F)	(D)	(D)	3	1	1	—	—	—	—	—	1	—	
56	<b>Admin, support, waste mgt, remediation services</b> .....	(B)	(D)	(D)	3	2	—	—	1	—	—	—	—	—	
61	<b>Educational services</b> .....	(B)	(D)	(D)	1	—	—	—	—	1	—	—	—	—	
62	<b>Health care and social assistance</b> .....	382	1 156	5 951	12	3	4	1	1	1	2	—	—	—	
621	Ambulatory health care services .....	153	488	2 876	4	—	2	1	—	—	1	—	—	—	
6216	Home health care services .....	(C)	(D)	(D)	1	—	—	—	—	—	1	—	—	—	
62161	Home health care services .....	(C)	(D)	(D)	1	—	—	—	—	—	1	—	—	—	
623	Nursing & residential care facilities .....	(C)	(D)	(D)	3	—	1	—	1	—	1	—	—	—	
6231	Nursing care facilities .....	(C)	(D)	(D)	1	—	—	—	—	—	1	—	—	—	
62311	Nursing care facilities .....	(C)	(D)	(D)	1	—	—	—	—	—	1	—	—	—	
71	<b>Arts, entertainment &amp; recreation</b> .....	(A)	(D)	(D)	4	4	—	—	—	—	—	—	—	—	
72	<b>Accommodation &amp; food services</b> .....	252	702	2 951	13	6	2	1	3	—	1	—	—	—	
722	Food services & drinking places .....	(C)	(D)	(D)	12	6	1	1	3	—	1	—	—	—	
7221	Full-service restaurants .....	(C)	(D)	(D)	7	5	—	—	1	—	1	—	—	—	
72211	Full-service restaurants .....	(C)	(D)	(D)	7	5	—	—	1	—	1	—	—	—	
81	<b>Other services (except public administration)</b> .....	173	435	1 937	36	25	9	1	—	1	—	—	—	—	
813	Religious, grantmaking, civic, prof & like organizations .....	117	206	927	20	13	6	—	—	1	—	—	—	—	
99	<b>Unclassified establishments</b> .....	(A)	(D)	(D)	1	1	—	—	—	—	—	—	—	—	

Note: Employment-size classes are indicated as follows: A—0 to 19; B—20 to 99; C—100 to 249; E—250 to 499; F—500 to 999; G—1,000 to 2,499; H—2,500 to 4,999; I—5,000 to 9,999; J—10,000 to 24,999; K—25,000 to 49,999; L—50,000 to 99,999; M—100,000 or more.

**Table 6. Counties—Employees, Payroll, and Establishments by Industry: 1999—Con.**

[Excludes most government employees, railroad employees, and self-employed persons. Size class 1 to 4 includes establishments with payroll, but no employees, during mid-March pay period. (D) denotes figures withheld to avoid disclosing data for individual companies; the data are included in broader industry totals. Detailed industries with 100 or more employees are shown if industry was not a (D). For explanation of terms, abbreviations, and data reliability/comparability, see introductory text]

NAICS code	Industry	Number of employees for week including March 12	Payroll (\$1,000)		Total number of establishments	Number of establishments by employment-size class								
			First quarter	Annual		1 to 4	5 to 9	10 to 19	20 to 49	50 to 99	100 to 249	250 to 499	500 to 999	1,000 or more
<b>TAZEWELL</b>														
	<b>Total</b> .....	<b>13 354</b>	<b>62 532</b>	<b>268 579</b>	<b>1 220</b>	<b>682</b>	<b>264</b>	<b>136</b>	<b>90</b>	<b>25</b>	<b>19</b>	<b>4</b>	<b>-</b>	<b>-</b>
<b>11</b>	<b>Forestry, fishing, hunting, and agriculture support</b> .....	<b>(A)</b>	<b>(D)</b>	<b>(D)</b>	<b>8</b>	<b>6</b>	<b>2</b>	<b>-</b>	<b>-</b>	<b>-</b>	<b>-</b>	<b>-</b>	<b>-</b>	<b>-</b>
<b>21</b>	<b>Mining</b> .....	<b>637</b>	<b>4 731</b>	<b>17 873</b>	<b>30</b>	<b>13</b>	<b>2</b>	<b>1</b>	<b>10</b>	<b>4</b>	<b>-</b>	<b>-</b>	<b>-</b>	<b>-</b>
212	Mining (except oil & gas) .....	463	3 637	13 780	17	4	2	1	7	3	-	-	-	-
2121	Coal mining .....	(E)	(D)	(D)	15	4	2	1	6	2	-	-	-	-
21211	Coal mining .....	(E)	(D)	(D)	15	4	2	1	6	2	-	-	-	-
212112	Bituminous coal underground mining .....	333	2 829	10 414	10	2	-	1	5	2	-	-	-	-
213	Mining support activities .....	(C)	(D)	(D)	11	7	-	-	3	1	-	-	-	-
2131	Mining support activities .....	(C)	(D)	(D)	11	7	-	-	3	1	-	-	-	-
21311	Mining support activities .....	(C)	(D)	(D)	11	7	-	-	3	1	-	-	-	-
<b>22</b>	<b>Utilities</b> .....	<b>(B)</b>	<b>(D)</b>	<b>(D)</b>	<b>2</b>	<b>-</b>	<b>-</b>	<b>-</b>	<b>2</b>	<b>-</b>	<b>-</b>	<b>-</b>	<b>-</b>	<b>-</b>
<b>23</b>	<b>Construction</b> .....	<b>588</b>	<b>2 706</b>	<b>13 534</b>	<b>91</b>	<b>60</b>	<b>14</b>	<b>11</b>	<b>5</b>	<b>1</b>	<b>-</b>	<b>-</b>	<b>-</b>	<b>-</b>
233	Building, developing & general contracting .....	141	735	3 357	33	28	1	3	1	-	-	-	-	-
234	Heavy construction .....	177	893	4 681	9	3	2	1	2	1	-	-	-	-
235	Special trade contractors .....	270	1 078	5 496	49	29	11	7	2	-	-	-	-	-
<b>31-33</b>	<b>Manufacturing</b> .....	<b>1 190</b>	<b>6 832</b>	<b>29 517</b>	<b>56</b>	<b>22</b>	<b>10</b>	<b>5</b>	<b>12</b>	<b>3</b>	<b>4</b>	<b>-</b>	<b>-</b>	<b>-</b>
312	Beverage & tobacco product mfg .....	(C)	(D)	(D)	2	1	-	-	-	-	1	-	-	-
3121	Beverage mfg .....	(C)	(D)	(D)	2	1	-	-	-	-	1	-	-	-
31211	Soft drink & ice mfg .....	(C)	(D)	(D)	1	-	-	-	-	-	1	-	-	-
321	Wood product mfg .....	(C)	(D)	(D)	5	2	1	-	1	-	1	-	-	-
3212	Veneer, plywood & engineered wood product mfg .....	(C)	(D)	(D)	1	-	-	-	-	-	1	-	-	-
32121	Veneer, plywood & engineered wood product mfg .....	(C)	(D)	(D)	1	-	-	-	-	-	1	-	-	-
327	Nonmetallic mineral product mfg .....	125	654	2 797	5	1	1	-	2	1	-	-	-	-
332	Fabricated metal product mfg .....	102	542	2 426	12	7	2	-	3	-	-	-	-	-
333	Machinery mfg .....	172	1 148	5 054	12	4	2	3	3	-	-	-	-	-
334	Computer & electronic product mfg .....	(C)	(D)	(D)	3	-	1	-	1	-	1	-	-	-
3345	Nav, measuring, medical, control instruments mfg .....	(C)	(D)	(D)	1	-	-	-	-	-	1	-	-	-
33451	Nav, measuring, medical, control instruments mfg .....	(C)	(D)	(D)	1	-	-	-	-	-	1	-	-	-
335	Electrical equip, appliance & component mfg .....	151	1 067	4 576	5	1	1	1	1	-	1	-	-	-
3353	Electrical equipment mfg .....	(C)	(D)	(D)	4	1	1	1	-	-	1	-	-	-
33531	Electrical equipment mfg .....	(C)	(D)	(D)	4	1	1	1	-	-	1	-	-	-
<b>42</b>	<b>Wholesale trade</b> .....	<b>805</b>	<b>4 685</b>	<b>19 348</b>	<b>82</b>	<b>38</b>	<b>25</b>	<b>10</b>	<b>6</b>	<b>2</b>	<b>1</b>	<b>-</b>	<b>-</b>	<b>-</b>
421	Wholesale trade, durable goods .....	550	3 316	13 262	61	29	18	8	4	2	-	-	-	-
4215	Metal & mineral (except petroleum) whsle .....	238	1 593	6 135	9	3	1	1	2	2	-	-	-	-
42151	Metal service centers & offices whsle .....	214	1 462	5 538	6	2	-	-	2	2	-	-	-	-
421510	Metal service centers & offices whsle .....	214	1 462	5 538	6	2	-	-	2	2	-	-	-	-
4218	Machinery, equipment & supplies whsle .....	205	1 097	4 489	30	15	8	5	2	-	-	-	-	-
422	Wholesale trade, nondurable goods .....	255	1 369	6 086	21	9	7	2	2	-	1	-	-	-
4224	Grocery & related product whsle .....	153	871	3 721	6	3	2	-	-	-	1	-	-	-
42249	Other grocery & related products whsle .....	(C)	(D)	(D)	3	1	1	-	-	-	1	-	-	-
<b>44-45</b>	<b>Retail trade</b> .....	<b>3 118</b>	<b>11 711</b>	<b>50 457</b>	<b>272</b>	<b>137</b>	<b>70</b>	<b>33</b>	<b>19</b>	<b>7</b>	<b>5</b>	<b>1</b>	<b>-</b>	<b>-</b>
441	Motor vehicle & parts dealers .....	372	2 332	10 546	42	25	8	4	4	1	-	-	-	-
4411	Automobile dealers .....	238	1 686	7 821	21	16	1	-	3	1	-	-	-	-
44111	New car dealers .....	209	1 552	7 126	8	4	-	-	3	1	-	-	-	-
441110	New car dealers .....	209	1 552	7 126	8	4	-	-	3	1	-	-	-	-
4413	Automotive parts, accessories & tire stores .....	(C)	(D)	(D)	19	7	7	4	1	-	-	-	-	-
44131	Automotive parts, accessories & tire stores .....	126	611	2 564	18	6	7	4	1	-	-	-	-	-
441310	Automotive parts, accessories & tire stores .....	126	611	2 564	18	6	7	4	1	-	-	-	-	-
444	Bldg material & garden equip & supp dealers .....	191	804	3 470	20	13	3	3	-	-	1	-	-	-
4441	Building material & supplies dealers .....	136	607	2 620	13	10	2	-	-	-	1	-	-	-
44411	Home centers .....	(C)	(D)	(D)	2	1	-	-	-	-	1	-	-	-
445	Food & beverage stores .....	873	2 172	9 942	40	22	2	2	7	5	2	-	-	-
4451	Grocery stores .....	(F)	(D)	(D)	35	18	2	2	6	5	2	-	-	-
44511	Grocery (except convenience) stores .....	787	1 985	9 041	24	10	-	1	6	5	2	-	-	-
445110	Grocery (except convenience) stores .....	787	1 985	9 041	24	10	-	1	6	5	2	-	-	-
446	Health & personal care stores .....	179	1 010	4 391	26	12	6	7	1	-	-	-	-	-
4461	Health & personal care stores .....	179	1 010	4 391	26	12	6	7	1	-	-	-	-	-
44611	Pharmacies & drug stores .....	131	774	3 451	18	7	5	5	1	-	-	-	-	-
446110	Pharmacies & drug stores .....	131	774	3 451	18	7	5	5	1	-	-	-	-	-
447	Gasoline stations .....	294	736	3 222	38	12	15	10	1	-	-	-	-	-
4471	Gasoline stations .....	294	736	3 222	38	12	15	10	1	-	-	-	-	-
44711	Gasoline stations with convenience stores .....	274	674	2 915	33	9	13	10	1	-	-	-	-	-
447110	Gasoline stations with convenience stores .....	274	674	2 915	33	9	13	10	1	-	-	-	-	-
448	Clothing & clothing accessories stores .....	120	308	1 373	25	16	8	-	1	-	-	-	-	-

Note: Employment-size classes are indicated as follows: A—0 to 19; B—20 to 99; C—100 to 249; E—250 to 499; F—500 to 999; G—1,000 to 2,499; H—2,500 to 4,999; I—5,000 to 9,999; J—10,000 to 24,999; K—25,000 to 49,999; L—50,000 to 99,999; M—100,000 or more.



**Table 6. Counties—Employees, Payroll, and Establishments by Industry: 1999—Con.**

[Excludes most government employees, railroad employees, and self-employed persons. Size class 1 to 4 includes establishments with payroll, but no employees, during mid-March pay period. (D) denotes figures withheld to avoid disclosing data for individual companies; the data are included in broader industry totals. Detailed industries with 100 or more employees are shown if industry was not a (D). For explanation of terms, abbreviations, and data reliability/comparability, see introductory text]

NAICS code	Industry	Number of employees for week including March 12	Payroll (\$1,000)		Total number of establishments	Number of establishments by employment-size class									
			First quarter	Annual		1 to 4	5 to 9	10 to 19	20 to 49	50 to 99	100 to 249	250 to 499	500 to 999	1,000 or more	
<b>TAZEWELL—Con.</b>															
<b>81</b>	<b>Other services (except public administration)</b>	<b>836</b>	<b>3 326</b>	<b>14 125</b>	<b>156</b>	<b>118</b>	<b>26</b>	<b>8</b>	<b>1</b>	<b>2</b>	<b>1</b>	-	-	-	
811	Repair & maintenance	336	1 430	6 038	65	49	10	4	-	2	-	-	-	-	
8113	Commercial equipment (exc auto & elec) R&M	222	1 029	4 182	25	15	6	2	-	2	-	-	-	-	
81131	Commercial equipment (exc auto & elec) R&M	222	1 029	4 182	25	15	6	2	-	2	-	-	-	-	
811310	Commercial equipment (exc auto & elec) R&M	222	1 029	4 182	25	15	6	2	-	2	-	-	-	-	
812	Personal & laundry services	352	1 589	6 897	38	23	9	4	1	-	1	-	-	-	
8123	Drycleaning & laundry services	243	1 112	4 764	10	6	2	-	1	-	1	-	-	-	
81233	Linen & uniform supply	(C)	(D)	(D)	1	-	-	-	-	-	1	-	-	-	
813	Religious, grantmaking, civic, prof & like organizations	148	307	1 190	53	46	7	-	-	-	-	-	-	-	
8131	Religious organizations	113	231	908	41	35	6	-	-	-	-	-	-	-	
81311	Religious organizations	113	231	908	41	35	6	-	-	-	-	-	-	-	
813110	Religious organizations	113	231	908	41	35	6	-	-	-	-	-	-	-	
<b>95</b>	<b>Auxiliaries (exc corporate, subsidiary &amp; regional mgt)</b>	<b>82</b>	<b>475</b>	<b>2 072</b>	<b>3</b>	-	<b>1</b>	<b>1</b>	-	<b>1</b>	-	-	-	-	
<b>99</b>	<b>Unclassified establishments</b>	<b>(A)</b>	<b>(D)</b>	<b>(D)</b>	<b>14</b>	<b>14</b>	-	-	-	-	-	-	-	-	
<b>WARREN</b>															
	<b>Total</b>	<b>8 138</b>	<b>39 694</b>	<b>172 917</b>	<b>758</b>	<b>452</b>	<b>137</b>	<b>89</b>	<b>60</b>	<b>6</b>	<b>10</b>	<b>3</b>	<b>1</b>	-	
<b>11</b>	<b>Forestry, fishing, hunting, and agriculture support</b>	<b>(A)</b>	<b>(D)</b>	<b>(D)</b>	<b>3</b>	<b>3</b>	-	-	-	-	-	-	-	-	
<b>22</b>	<b>Utilities</b>	<b>(A)</b>	<b>(D)</b>	<b>(D)</b>	<b>2</b>	<b>2</b>	-	-	-	-	-	-	-	-	
<b>23</b>	<b>Construction</b>	<b>674</b>	<b>3 144</b>	<b>14 927</b>	<b>155</b>	<b>117</b>	<b>20</b>	<b>12</b>	<b>5</b>	<b>1</b>	-	-	-	-	
233	Building, developing & general contracting	206	924	3 966	60	48	7	4	1	-	-	-	-	-	
2332	Residential building construction	(C)	(D)	(D)	51	44	4	2	1	-	-	-	-	-	
23321	Single-family housing construction	156	692	2 773	50	43	4	2	1	-	-	-	-	-	
233210	Single-family housing construction	156	692	2 773	50	43	4	2	1	-	-	-	-	-	
234	Heavy construction	118	638	3 622	9	4	1	3	-	1	-	-	-	-	
235	Special trade contractors	350	1 582	7 339	86	65	12	5	4	-	-	-	-	-	
<b>31-33</b>	<b>Manufacturing</b>	<b>1 195</b>	<b>11 388</b>	<b>41 924</b>	<b>26</b>	<b>11</b>	<b>4</b>	<b>3</b>	<b>3</b>	-	<b>3</b>	<b>2</b>	-	-	
321	Wood product mfg	(C)	(D)	(D)	1	-	-	-	-	-	1	-	-	-	
3219	Other wood product mfg	(C)	(D)	(D)	1	-	-	-	-	-	1	-	-	-	
32199	All other wood product mfg	(C)	(D)	(D)	1	-	-	-	-	-	1	-	-	-	
322	Paper mfg	(E)	(D)	(D)	1	-	-	-	-	-	-	1	-	-	
3222	Converted paper product mfg	(E)	(D)	(D)	1	-	-	-	-	-	-	1	-	-	
32223	Stationery product mfg	(E)	(D)	(D)	1	-	-	-	-	-	-	1	-	-	
325	Chemical mfg	(E)	(D)	(D)	2	1	-	-	-	-	-	1	-	-	
3255	Paint, coating & adhesive mfg	(E)	(D)	(D)	1	-	-	-	-	-	-	1	-	-	
32551	Paint & coating mfg	(E)	(D)	(D)	1	-	-	-	-	-	-	1	-	-	
326	Plastics & rubber products mfg	(C)	(D)	(D)	2	-	-	-	1	-	1	-	-	-	
3261	Plastics product mfg	(C)	(D)	(D)	2	-	-	-	1	-	1	-	-	-	
32615	Foam product (exc polystyrene) mfg	(C)	(D)	(D)	1	-	-	-	-	-	1	-	-	-	
337	Furniture & related product mfg	(C)	(D)	(D)	2	1	-	-	-	-	1	-	-	-	
3371	HH & institutional furniture & kitchen cabinet mfg	(C)	(D)	(D)	2	1	-	-	-	-	1	-	-	-	
33712	Household & institutional furniture mfg	(C)	(D)	(D)	1	-	-	-	-	-	1	-	-	-	
<b>42</b>	<b>Wholesale trade</b>	<b>225</b>	<b>1 122</b>	<b>6 480</b>	<b>17</b>	<b>8</b>	<b>2</b>	<b>5</b>	<b>1</b>	-	<b>1</b>	-	-	-	
421	Wholesale trade, durable goods	195	979	5 798	13	5	2	5	-	-	1	-	-	-	
4217	Hardware, plumb & heating equip & sup whlse	(C)	(D)	(D)	3	-	1	1	-	-	1	-	-	-	
42172	Plumbing & heating equipment & supplies whlse	(C)	(D)	(D)	1	-	-	-	-	-	1	-	-	-	
<b>44-45</b>	<b>Retail trade</b>	<b>1 201</b>	<b>4 837</b>	<b>20 315</b>	<b>133</b>	<b>61</b>	<b>40</b>	<b>18</b>	<b>11</b>	<b>1</b>	<b>2</b>	-	-	-	
441	Motor vehicle & parts dealers	210	1 233	5 519	22	9	5	4	4	-	-	-	-	-	
4411	Automobile dealers	131	875	3 976	10	4	1	1	4	-	-	-	-	-	
44111	New car dealers	106	744	3 317	5	1	-	-	4	-	-	-	-	-	
441110	New car dealers	106	744	3 317	5	1	-	-	4	-	-	-	-	-	
445	Food & beverage stores	294	1 213	4 700	20	11	5	1	1	1	1	-	-	-	
4451	Grocery stores	(E)	(D)	(D)	18	10	4	1	1	1	1	-	-	-	
44511	Grocery (except convenience) stores	237	1 029	3 914	8	4	1	-	1	1	1	-	-	-	
445110	Grocery (except convenience) stores	237	1 029	3 914	8	4	1	-	1	1	1	-	-	-	
447	Gasoline stations	140	498	2 017	20	6	7	7	-	-	-	-	-	-	
4471	Gasoline stations	140	498	2 017	20	6	7	7	-	-	-	-	-	-	
44711	Gasoline stations with convenience stores	120	426	1 707	14	2	5	7	-	-	-	-	-	-	
447110	Gasoline stations with convenience stores	120	426	1 707	14	2	5	7	-	-	-	-	-	-	
452	General merchandise stores	173	515	2 225	6	1	3	-	1	-	1	-	-	-	
4521	Department stores	(C)	(D)	(D)	1	-	-	-	-	-	1	-	-	-	
45211	Department stores	(C)	(D)	(D)	1	-	-	-	-	-	1	-	-	-	
<b>48-49</b>	<b>Transportation &amp; warehousing</b>	<b>111</b>	<b>606</b>	<b>3 277</b>	<b>21</b>	<b>11</b>	<b>5</b>	<b>4</b>	<b>1</b>	-	-	-	-	-	
<b>51</b>	<b>Information</b>	<b>107</b>	<b>776</b>	<b>3 390</b>	<b>12</b>	<b>5</b>	<b>1</b>	<b>5</b>	<b>1</b>	-	-	-	-	-	

Note: Employment-size classes are indicated as follows: A—0 to 19; B—20 to 99; C—100 to 249; E—250 to 499; F—500 to 999; G—1,000 to 2,499; H—2,500 to 4,999; I—5,000 to 9,999; J—10,000 to 24,999; K—25,000 to 49,999; L—50,000 to 99,999; M—100,000 or more.



**Table 6. Counties—Employees, Payroll, and Establishments by Industry: 1999—Con.**

[Excludes most government employees, railroad employees, and self-employed persons. Size class 1 to 4 includes establishments with payroll, but no employees, during mid-March pay period. (D) denotes figures withheld to avoid disclosing data for individual companies; the data are included in broader industry totals. Detailed industries with 100 or more employees are shown if industry was not a (D). For explanation of terms, abbreviations, and data reliability/comparability, see introductory text]

NAICS code	Industry	Number of employees for week including March 12	Payroll (\$1,000)		Total number of establishments	Number of establishments by employment-size class									
			First quarter	Annual		1 to 4	5 to 9	10 to 19	20 to 49	50 to 99	100 to 249	250 to 499	500 to 999	1,000 or more	
<b>WARREN—Con.</b>															
<b>52</b>	<b>Finance &amp; insurance</b> .....	<b>241</b>	<b>1 323</b>	<b>5 665</b>	<b>35</b>	<b>22</b>	<b>7</b>	<b>2</b>	<b>4</b>	—	—	—	—	—	
522	Credit intermediation & related activities .....	160	841	3 385	17	8	4	2	3	—	—	—	—	—	
5221	Depository credit intermediation .....	146	728	2 885	11	3	3	2	3	—	—	—	—	—	
<b>53</b>	<b>Real estate &amp; rental &amp; leasing</b> .....	<b>59</b>	<b>207</b>	<b>948</b>	<b>19</b>	<b>14</b>	<b>4</b>	<b>1</b>	—	—	—	—	—	—	
<b>54</b>	<b>Professional, scientific &amp; technical services</b> .....	<b>155</b>	<b>851</b>	<b>4 078</b>	<b>50</b>	<b>39</b>	<b>8</b>	<b>3</b>	—	—	—	—	—	—	
541	Professional, scientific & technical services .....	155	851	4 078	50	39	8	3	—	—	—	—	—	—	
<b>55</b>	<b>Management of companies &amp; enterprises</b> .....	<b>(A)</b>	<b>(D)</b>	<b>(D)</b>	<b>1</b>	<b>1</b>	—	—	—	—	—	—	—	—	
<b>56</b>	<b>Admin, support, waste mgt, remediation services</b> .....	<b>307</b>	<b>678</b>	<b>3 476</b>	<b>27</b>	<b>20</b>	<b>2</b>	—	<b>4</b>	—	<b>1</b>	—	—	—	
561	Administrative & support services .....	(E)	(D)	(D)	26	19	2	—	4	—	1	—	—	—	
5617	Services to buildings & dwellings .....	210	435	2 394	20	16	2	—	1	—	1	—	—	—	
56173	Landscaping services .....	173	348	1 890	12	9	2	—	—	—	1	—	—	—	
561730	Landscaping services .....	173	348	1 890	12	9	2	—	—	—	1	—	—	—	
<b>61</b>	<b>Educational services</b> .....	<b>593</b>	<b>2 105</b>	<b>8 670</b>	<b>6</b>	—	<b>2</b>	—	<b>1</b>	<b>1</b>	<b>2</b>	—	—	—	
611	Educational services .....	593	2 105	8 670	6	—	2	—	1	1	2	—	—	—	
6111	Elementary & secondary schools .....	(E)	(D)	(D)	3	—	1	—	1	—	1	—	—	—	
61111	Elementary & secondary schools .....	(E)	(D)	(D)	3	—	1	—	1	—	1	—	—	—	
6113	Colleges, universities & professional schools .....	(C)	(D)	(D)	1	—	—	—	—	—	1	—	—	—	
61131	Colleges, universities & professional schools .....	(C)	(D)	(D)	1	—	—	—	—	—	1	—	—	—	
6115	Technical & trade schools .....	(C)	(D)	(D)	2	—	1	—	—	1	—	—	—	—	
61151	Technical & trade schools .....	(C)	(D)	(D)	2	—	1	—	—	1	—	—	—	—	
<b>62</b>	<b>Health care and social assistance</b> .....	<b>757</b>	<b>3 831</b>	<b>16 992</b>	<b>58</b>	<b>30</b>	<b>8</b>	<b>12</b>	<b>5</b>	<b>2</b>	<b>1</b>	—	—	—	
621	Ambulatory health care services .....	173	1 348	5 807	37	26	4	6	1	—	—	—	—	—	
622	Hospitals .....	(C)	(D)	(D)	1	—	—	—	—	—	1	—	—	—	
6221	General medical & surgical hospitals .....	(C)	(D)	(D)	1	—	—	—	—	—	1	—	—	—	
62211	General medical & surgical hospitals .....	(C)	(D)	(D)	1	—	—	—	—	—	1	—	—	—	
623	Nursing & residential care facilities .....	240	690	2 991	8	1	1	1	3	2	—	—	—	—	
6233	Community care facilities for the elderly .....	(C)	(D)	(D)	6	1	1	1	2	1	—	—	—	—	
62331	Community care facilities for the elderly .....	(C)	(D)	(D)	6	1	1	1	2	1	—	—	—	—	
624	Social assistance .....	(C)	(D)	(D)	12	3	3	5	1	—	—	—	—	—	
<b>71</b>	<b>Arts, entertainment &amp; recreation</b> .....	<b>249</b>	<b>624</b>	<b>2 700</b>	<b>20</b>	<b>9</b>	<b>3</b>	<b>2</b>	<b>6</b>	—	—	—	—	—	
713	Amusement, gambling & recreation industries .....	175	335	1 776	13	6	2	1	4	—	—	—	—	—	
7139	Other amusement & recreation industries .....	(C)	(D)	(D)	12	5	2	1	4	—	—	—	—	—	
<b>72</b>	<b>Accommodation &amp; food services</b> .....	<b>689</b>	<b>1 505</b>	<b>7 345</b>	<b>60</b>	<b>26</b>	<b>10</b>	<b>12</b>	<b>12</b>	—	—	—	—	—	
721	Accommodation .....	107	288	1 420	17	12	1	2	2	—	—	—	—	—	
722	Food services & drinking places .....	582	1 217	5 925	43	14	9	10	10	—	—	—	—	—	
7221	Full-service restaurants .....	181	395	1 799	20	7	6	5	2	—	—	—	—	—	
72211	Full-service restaurants .....	181	395	1 799	20	7	6	5	2	—	—	—	—	—	
722110	Full-service restaurants .....	181	395	1 799	20	7	6	5	2	—	—	—	—	—	
7222	Limited-service eating places .....	396	814	3 978	20	4	3	5	8	—	—	—	—	—	
72221	Limited-service eating places .....	396	814	3 978	20	4	3	5	8	—	—	—	—	—	
722211	Limited-service restaurants .....	396	814	3 978	20	4	3	5	8	—	—	—	—	—	
<b>81</b>	<b>Other services (except public administration)</b> .....	<b>1 056</b>	<b>4 108</b>	<b>19 534</b>	<b>102</b>	<b>64</b>	<b>20</b>	<b>10</b>	<b>6</b>	<b>1</b>	—	<b>1</b>	—	—	
811	Repair & maintenance .....	158	818	3 919	36	25	7	3	1	—	—	—	—	—	
812	Personal & laundry services .....	544	2 180	10 532	20	11	3	4	1	—	—	1	—	—	
8123	Drycleaning & laundry services .....	(E)	(D)	(D)	7	3	1	1	1	—	—	1	—	—	
81232	Drycleaning & laundry services (exc coin-op) .....	(E)	(D)	(D)	3	1	—	1	—	—	—	1	—	—	
813	Religious, grantmaking, civic, prof & like organizations .....	354	1 110	5 083	46	28	10	3	4	1	—	—	—	—	
8131	Religious organizations .....	159	340	1 385	26	17	5	2	2	—	—	—	—	—	
81311	Religious organizations .....	159	340	1 385	26	17	5	2	2	—	—	—	—	—	
813110	Religious organizations .....	159	340	1 385	26	17	5	2	2	—	—	—	—	—	
8134	Civic & social organizations .....	128	592	2 827	8	1	4	1	1	1	—	—	—	—	
81341	Civic & social organizations .....	128	592	2 827	8	1	4	1	1	1	—	—	—	—	
813410	Civic & social organizations .....	128	592	2 827	8	1	4	1	1	1	—	—	—	—	
<b>95</b>	<b>Auxiliaries (exc corporate, subsidiary &amp; regional mgt)</b> .....	<b>(F)</b>	<b>(D)</b>	<b>(D)</b>	<b>1</b>	—	—	—	—	—	—	—	<b>1</b>	—	
<b>99</b>	<b>Unclassified establishments</b> .....	<b>(A)</b>	<b>(D)</b>	<b>(D)</b>	<b>10</b>	<b>9</b>	<b>1</b>	—	—	—	—	—	—	—	

Note: Employment-size classes are indicated as follows: A—0 to 19; B—20 to 99; C—100 to 249; E—250 to 499; F—500 to 999; G—1,000 to 2,499; H—2,500 to 4,999; I—5,000 to 9,999; J—10,000 to 24,999; K—25,000 to 49,999; L—50,000 to 99,999; M—100,000 or more.

**Table 6. Counties—Employees, Payroll, and Establishments by Industry: 1999—Con.**

[Excludes most government employees, railroad employees, and self-employed persons. Size class 1 to 4 includes establishments with payroll, but no employees, during mid-March pay period. (D) denotes figures withheld to avoid disclosing data for individual companies; the data are included in broader industry totals. Detailed industries with 100 or more employees are shown if industry was not a (D). For explanation of terms, abbreviations, and data reliability/comparability, see introductory text]

NAICS code	Industry	Number of employees for week including March 12	Payroll (\$1,000)		Total number of establishments	Number of establishments by employment-size class								
			First quarter	Annual		1 to 4	5 to 9	10 to 19	20 to 49	50 to 99	100 to 249	250 to 499	500 to 999	1,000 or more
<b>WASHINGTON</b>														
	<b>Total</b> .....	<b>14 097</b>	<b>71 493</b>	<b>316 468</b>	<b>1 160</b>	<b>612</b>	<b>246</b>	<b>169</b>	<b>78</b>	<b>28</b>	<b>22</b>	<b>4</b>	<b>1</b>	<b>-</b>
11	<b>Forestry, fishing, hunting, and agriculture support</b> .....	(A)	(D)	(D)	3	3	-	-	-	-	-	-	-	-
21	<b>Mining</b> .....	111	1 417	5 844	6	2	1	1	1	1	-	-	-	-
22	<b>Utilities</b> .....	(C)	(D)	(D)	8	4	3	-	-	1	-	-	-	-
221	Utilities .....	(C)	(D)	(D)	8	4	3	-	-	1	-	-	-	-
23	<b>Construction</b> .....	1 067	5 187	25 431	119	79	22	8	5	2	3	-	-	-
233	Building, developing & general contracting .....	409	2 224	10 425	49	32	10	3	2	1	1	-	-	-
2332	Residential building construction .....	108	339	1 809	35	26	8	1	-	-	-	-	-	-
23321	Single-family housing construction .....	108	339	1 809	35	26	8	1	-	-	-	-	-	-
233210	Single-family housing construction .....	108	339	1 809	35	26	8	1	-	-	-	-	-	-
2333	Nonresidential building construction .....	(E)	(D)	(D)	11	3	2	2	2	1	1	-	-	-
23332	Commercial & institutional bldg construction ..	250	1 635	7 438	9	3	2	2	-	1	1	-	-	-
233320	Commercial & institutional bldg construction ..	250	1 635	7 438	9	3	2	2	-	1	1	-	-	-
234	Heavy construction .....	217	957	5 236	10	5	1	3	-	-	1	-	-	-
2341	Highway, street, bridge & tunnel construction ...	187	829	4 646	5	2	-	2	-	-	1	-	-	-
23411	Highway & street construction .....	187	829	4 646	5	2	-	2	-	-	1	-	-	-
234110	Highway & street construction .....	187	829	4 646	5	2	-	2	-	-	1	-	-	-
235	Special trade contractors .....	441	2 006	9 770	60	42	11	2	3	1	1	-	-	-
2354	Masonry, drywall, insulation, tile contractors ....	(C)	(D)	(D)	5	2	1	-	1	-	1	-	-	-
23543	Tile, marble, terrazzo & mosaic contractors ..	(C)	(D)	(D)	1	-	-	-	-	-	1	-	-	-
31-33	<b>Manufacturing</b> .....	2 355	14 288	60 037	64	18	10	14	5	9	7	1	-	-
327	Nonmetallic mineral product mfg .....	293	2 255	9 295	8	3	1	2	-	1	1	-	-	-
3273	Cement & concrete product mfg .....	(C)	(D)	(D)	7	3	1	2	-	1	-	-	-	-
3274	Lime & gypsum product mfg .....	(C)	(D)	(D)	1	-	-	-	-	-	1	-	-	-
32742	Gypsum product mfg .....	(C)	(D)	(D)	1	-	-	-	-	-	1	-	-	-
331	Primary metal mfg .....	(C)	(D)	(D)	2	-	-	1	-	-	1	-	-	-
3315	Foundries .....	(C)	(D)	(D)	1	-	-	-	-	-	1	-	-	-
33152	Nonferrous metal foundries .....	(C)	(D)	(D)	1	-	-	-	-	-	1	-	-	-
332	Fabricated metal product mfg .....	547	2 992	12 537	17	3	4	5	-	4	1	-	-	-
3321	Forging & stamping .....	167	766	3 238	3	-	1	1	-	-	1	-	-	-
33211	Forging & stamping .....	167	766	3 238	3	-	1	1	-	-	1	-	-	-
3325	Hardware mfg .....	(C)	(D)	(D)	2	-	-	-	-	2	-	-	-	-
33251	Hardware mfg .....	(C)	(D)	(D)	2	-	-	-	-	2	-	-	-	-
333	Machinery mfg .....	760	5 501	22 569	8	-	2	1	1	-	3	1	-	-
3331	Ag. construction & mining machinery mfg .....	(E)	(D)	(D)	4	-	-	1	1	-	2	-	-	-
33313	Mining & oil & gas field machinery mfg .....	(E)	(D)	(D)	4	-	-	1	1	-	2	-	-	-
3339	Other general purpose machinery mfg .....	(E)	(D)	(D)	2	-	-	-	-	-	1	1	-	-
33392	Material handling equipment mfg .....	(E)	(D)	(D)	1	-	-	-	-	-	-	1	-	-
33399	All other general purpose machinery mfg .....	(C)	(D)	(D)	1	-	-	-	-	-	1	-	-	-
335	Electrical equip, appliance & component mfg .....	(C)	(D)	(D)	2	1	-	-	-	-	1	-	-	-
3351	Electric lighting equipment mfg .....	(C)	(D)	(D)	1	-	-	-	-	-	1	-	-	-
33512	Lighting fixture mfg .....	(C)	(D)	(D)	1	-	-	-	-	-	1	-	-	-
336	Transportation equipment mfg .....	(C)	(D)	(D)	2	-	-	-	-	1	-	-	-	-
3362	Motor vehicle body & trailer mfg .....	(C)	(D)	(D)	2	-	-	-	1	1	-	-	-	-
33621	Motor vehicle body & trailer mfg .....	(C)	(D)	(D)	2	-	-	-	1	1	-	-	-	-
42	<b>Wholesale trade</b> .....	941	6 206	27 192	55	25	12	11	5	1	-	1	-	-
421	Wholesale trade, durable goods .....	201	1 511	6 389	28	13	8	6	-	1	-	-	-	-
422	Wholesale trade, nondurable goods .....	740	4 695	20 803	27	12	4	5	5	-	-	1	-	-
4224	Grocery & related product whse .....	(F)	(D)	(D)	7	2	2	1	1	-	-	1	-	-
42241	General line grocery whse .....	(F)	(D)	(D)	4	1	-	1	1	-	-	1	-	-
44-45	<b>Retail trade</b> .....	2 335	8 394	37 391	230	109	55	44	16	1	5	-	-	-
441	Motor vehicle & parts dealers .....	212	1 152	5 053	26	14	6	4	1	1	-	-	-	-
4411	Automobile dealers .....	(C)	(D)	(D)	5	3	-	-	1	1	-	-	-	-
442	Furniture & home furnishing stores .....	157	666	3 205	16	6	4	4	2	-	-	-	-	-
444	Bldg material & garden equip & supp dealers .....	361	1 644	7 466	23	9	4	5	4	-	1	-	-	-
4441	Building material & supplies dealers .....	244	1 095	4 998	13	6	2	2	2	-	1	-	-	-
44411	Home centers .....	(C)	(D)	(D)	2	-	-	-	1	-	1	-	-	-
4442	Lawn & garden equip & supplies stores .....	117	549	2 468	10	3	2	3	2	-	-	-	-	-
445	Food & beverage stores .....	430	1 125	4 974	20	9	3	2	4	-	2	-	-	-
4451	Grocery stores .....	418	1 088	4 808	16	6	2	2	4	-	2	-	-	-
44511	Grocery (except convenience) stores .....	408	1 066	4 705	12	3	1	2	4	-	2	-	-	-
445110	Grocery (except convenience) stores .....	408	1 066	4 705	12	3	1	2	4	-	2	-	-	-
446	Health & personal care stores .....	111	437	1 872	13	5	2	6	-	-	-	-	-	-
4461	Health & personal care stores .....	111	437	1 872	13	5	2	6	-	-	-	-	-	-
447	Gasoline stations .....	300	807	3 503	40	14	15	10	1	-	-	-	-	-
4471	Gasoline stations .....	300	807	3 503	40	14	15	10	1	-	-	-	-	-
44711	Gasoline stations with convenience stores ...	276	736	3 178	32	8	13	10	1	-	-	-	-	-
447110	Gasoline stations with convenience stores ...	276	736	3 178	32	8	13	10	1	-	-	-	-	-
448	Clothing & clothing accessories stores .....	134	431	2 027	23	12	9	1	1	-	-	-	-	-

Note: Employment-size classes are indicated as follows: A—0 to 19; B—20 to 99; C—100 to 249; E—250 to 499; F—500 to 2,499; G—1,000 to 2,499; H—2,500 to 4,999; I—5,000 to 9,999; J—10,000 to 24,999; K—25,000 to 49,999; L—50,000 to 99,999; M—100,000 or more.

**Table 6. Counties—Employees, Payroll, and Establishments by Industry: 1999—Con.**

[Excludes most government employees, railroad employees, and self-employed persons. Size class 1 to 4 includes establishments with payroll, but no employees, during mid-March pay period. (D) denotes figures withheld to avoid disclosing data for individual companies; the data are included in broader industry totals. Detailed industries with 100 or more employees are shown if industry was not a (D). For explanation of terms, abbreviations, and data reliability/comparability, see introductory text]

NAICS code	Industry	Number of employees for week including March 12	Payroll (\$1,000)		Total number of establishments	Number of establishments by employment-size class								
			First quarter	Annual		1 to 4	5 to 9	10 to 19	20 to 49	50 to 99	100 to 249	250 to 499	500 to 999	1,000 or more
<b>WASHINGTON—Con.</b>														
<b>44-45 Retail trade—Con.</b>														
452	General merchandise stores .....	319	1 022	4 497	9	2	2	1	2	—	2	—	—	—
4521	Department stores .....	(C)	(D)	(D)	2	—	—	—	—	—	2	—	—	—
45211	Department stores .....	(C)	(D)	(D)	2	—	—	—	—	—	2	—	—	—
453	Miscellaneous store retailers .....	166	531	2 478	32	19	7	6	—	—	—	—	—	—
<b>48-49 Transportation &amp; warehousing</b>														
484	Truck transportation .....	185	958	4 524	46	33	7	5	1	—	—	—	—	—
4841	General freight trucking .....	124	730	3 137	23	15	4	3	1	—	—	—	—	—
<b>51 Information</b>														
513	Broadcasting & telecommunications .....	193	1 596	7 634	8	2	1	2	2	1	—	—	—	—
5131	Radio & television broadcasting .....	(C)	(D)	(D)	5	1	1	1	1	1	—	—	—	—
<b>52 Finance &amp; insurance</b>														
522	Credit intermediation & related activities .....	292	1 833	7 613	26	7	12	4	2	1	—	—	—	—
5221	Depository credit intermediation .....	(E)	(D)	(D)	23	5	11	4	2	1	—	—	—	—
52211	Commercial banking .....	281	1 737	7 200	22	4	11	4	2	1	—	—	—	—
522110	Commercial banking .....	281	1 737	7 200	22	4	11	4	2	1	—	—	—	—
524	Insurance carriers & related activities .....	102	878	2 923	25	17	4	4	—	—	—	—	—	—
<b>53 Real estate &amp; rental &amp; leasing</b>														
532	Rental & leasing services .....	102	491	2 205	14	7	4	2	1	—	—	—	—	—
<b>54 Professional, scientific &amp; technical services</b>														
541	Professional, scientific & technical services .....	493	2 860	13 585	89	52	23	11	2	1	—	—	—	—
5411	Legal services .....	178	1 481	7 280	24	11	9	3	—	1	—	—	—	—
54111	Offices of lawyers .....	178	1 481	7 280	24	11	9	3	—	1	—	—	—	—
541110	Offices of lawyers .....	178	1 481	7 280	24	11	9	3	—	1	—	—	—	—
5412	Accounting, tax prep, bookkeep, payroll services .....	127	359	1 396	22	14	3	4	1	—	—	—	—	—
54121	Accounting, tax prep, bookkeep, payroll services .....	127	359	1 396	22	14	3	4	1	—	—	—	—	—
<b>55 Management of companies &amp; enterprises</b>														
551	Management of companies & enterprises .....	354	2 470	10 894	5	—	1	3	—	—	—	—	1	—
5511	Management of companies & enterprises .....	354	2 470	10 894	5	—	1	3	—	—	—	—	1	—
55111	Management of companies & enterprises .....	354	2 470	10 894	5	—	1	3	—	—	—	—	1	—
551114	Corp, subsidiary & regional managing offices .....	354	2 470	10 894	5	—	1	3	—	—	—	—	1	—
<b>56 Admin, support, waste mgt, remediation services</b>														
561	Administrative & support services .....	530	1 755	7 434	32	20	5	4	1	—	2	—	—	—
5613	Employment services .....	(C)	(D)	(D)	2	1	—	—	—	—	1	—	—	—
56133	Employee leasing services .....	(C)	(D)	(D)	1	—	—	—	—	—	1	—	—	—
5616	Investigation & security services .....	(C)	(D)	(D)	4	2	1	—	—	—	1	—	—	—
56161	Investigation, guard & armored car services ..	(C)	(D)	(D)	4	2	1	—	—	—	1	—	—	—
<b>61 Educational services</b>														
611	Educational services .....	(E)	(D)	(D)	7	3	2	1	—	—	—	—	1	—
6113	Colleges, universities & professional schools ...	(E)	(D)	(D)	1	—	—	—	—	—	—	—	1	—
61131	Colleges, universities & professional schools ...	(E)	(D)	(D)	1	—	—	—	—	—	—	—	1	—
<b>62 Health care and social assistance</b>														
621	Ambulatory health care services .....	730	5 769	25 002	75	34	19	15	5	1	1	—	—	—
6211	Offices of physicians .....	351	4 064	18 436	34	12	6	11	4	1	—	—	—	—
62111	Offices of physicians .....	351	4 064	18 436	34	12	6	11	4	1	—	—	—	—
6214	Outpatient care centers .....	(C)	(D)	(D)	4	2	—	—	1	—	1	—	—	—
62149	Other outpatient care centers .....	(C)	(D)	(D)	3	1	—	—	1	—	1	—	—	—
622	Hospitals .....	(F)	(D)	(D)	1	—	—	—	—	—	—	—	—	1
6221	General medical & surgical hospitals .....	(F)	(D)	(D)	1	—	—	—	—	—	—	—	—	1
62211	General medical & surgical hospitals .....	(F)	(D)	(D)	1	—	—	—	—	—	—	—	—	1
623	Nursing & residential care facilities .....	561	2 005	10 625	37	15	7	1	13	—	1	—	—	—
6233	Community care facilities for the elderly .....	348	1 364	6 917	24	11	5	—	7	—	1	—	—	—
62331	Community care facilities for the elderly .....	348	1 364	6 917	24	11	5	—	7	—	1	—	—	—
6239	Other residential care facilities .....	177	538	2 476	8	2	1	—	5	—	—	—	—	—
62399	Other residential care facilities .....	177	538	2 476	8	2	1	—	5	—	—	—	—	—
623990	Other residential care facilities .....	177	538	2 476	8	2	1	—	5	—	—	—	—	—
624	Social assistance .....	(E)	(D)	(D)	37	20	8	6	1	1	1	—	—	—
6244	Child day care services .....	201	685	3 029	16	7	4	3	1	—	1	—	—	—
62441	Child day care services .....	201	685	3 029	16	7	4	3	1	—	1	—	—	—
624410	Child day care services .....	201	685	3 029	16	7	4	3	1	—	1	—	—	—
<b>71 Arts, entertainment &amp; recreation</b>														
711	Performing arts, spectator sports & related industries .....	160	968	4 340	7	5	—	—	—	2	—	—	—	—

Note: Employment-size classes are indicated as follows: A—0 to 19; B—20 to 99; C—100 to 249; E—250 to 499; F—500 to 999; G—1,000 to 2,499; H—2,500 to 4,999; I—5,000 to 9,999; J—10,000 to 24,999; K—25,000 to 49,999; L—50,000 to 99,999; M—100,000 or more.

**Table 6. Counties—Employees, Payroll, and Establishments by Industry: 1999—Con.**

[Excludes most government employees, railroad employees, and self-employed persons. Size class 1 to 4 includes establishments with payroll, but no employees, during mid-March pay period. (D) denotes figures withheld to avoid disclosing data for individual companies; the data are included in broader industry totals. Detailed industries with 100 or more employees are shown if industry was not a (D). For explanation of terms, abbreviations, and data reliability/comparability, see introductory text]

NAICS code	Industry	Number of employees for week including March 12	Payroll (\$1,000)		Total number of establishments	Number of establishments by employment-size class									
			First quarter	Annual		1 to 4	5 to 9	10 to 19	20 to 49	50 to 99	100 to 249	250 to 499	500 to 999	1,000 or more	
<b>WASHINGTON—Con.</b>															
<b>72</b>	<b>Accommodation &amp; food services .....</b>	<b>1 466</b>	<b>3 381</b>	<b>15 241</b>	<b>80</b>	<b>27</b>	<b>11</b>	<b>19</b>	<b>16</b>	<b>5</b>	<b>2</b>	—	—	—	
721	Accommodation .....	312	753	3 047	15	8	1	2	2	1	1	—	—	—	
7211	Traveler accommodation .....	(E)	(D)	(D)	14	7	1	2	2	1	1	—	—	—	
72111	Hotels (exc casino hotels) & motels .....	(E)	(D)	(D)	13	6	1	2	2	1	1	—	—	—	
722	Food services & drinking places .....	1 154	2 628	12 194	65	19	10	17	14	4	1	—	—	—	
7221	Full-service restaurants .....	603	1 433	6 839	32	10	7	6	6	2	1	—	—	—	
72211	Full-service restaurants .....	603	1 433	6 839	32	10	7	6	6	2	1	—	—	—	
722110	Full-service restaurants .....	603	1 433	6 839	32	10	7	6	6	2	1	—	—	—	
7222	Limited-service eating places .....	505	1 069	4 784	28	6	3	11	6	2	—	—	—	—	
72221	Limited-service eating places .....	505	1 069	4 784	28	6	3	11	6	2	—	—	—	—	
<b>81</b>	<b>Other services (except public administration) .....</b>	<b>488</b>	<b>1 575</b>	<b>6 575</b>	<b>115</b>	<b>76</b>	<b>27</b>	<b>11</b>	<b>1</b>	—	—	—	—	—	
811	Repair & maintenance .....	128	481	2 048	33	25	4	4	—	—	—	—	—	—	
812	Personal & laundry services .....	152	590	2 307	33	22	8	2	1	—	—	—	—	—	
813	Religious, grantmaking, civic, prof & like organizations .....	208	504	2 220	49	29	15	5	—	—	—	—	—	—	
8131	Religious organizations .....	142	330	1 377	33	22	6	5	—	—	—	—	—	—	
81311	Religious organizations .....	142	330	1 377	33	22	6	5	—	—	—	—	—	—	
813110	Religious organizations .....	142	330	1 377	33	22	6	5	—	—	—	—	—	—	
<b>99</b>	<b>Unclassified establishments .....</b>	<b>9</b>	<b>13</b>	<b>330</b>	<b>13</b>	<b>12</b>	<b>1</b>	—	—	—	—	—	—	—	
<b>WESTMORELAND</b>															
	<b>Total .....</b>	<b>2 369</b>	<b>8 585</b>	<b>40 219</b>	<b>373</b>	<b>250</b>	<b>71</b>	<b>29</b>	<b>16</b>	<b>6</b>	—	<b>1</b>	—	—	
<b>11</b>	<b>Forestry, fishing, hunting, and agriculture support .....</b>	<b>(A)</b>	<b>(D)</b>	<b>(D)</b>	<b>2</b>	<b>1</b>	<b>1</b>	—	—	—	—	—	—	—	
<b>22</b>	<b>Utilities .....</b>	<b>(A)</b>	<b>(D)</b>	<b>(D)</b>	<b>1</b>	<b>1</b>	—	—	—	—	—	—	—	—	
<b>23</b>	<b>Construction .....</b>	<b>147</b>	<b>449</b>	<b>2 341</b>	<b>48</b>	<b>37</b>	<b>8</b>	<b>3</b>	—	—	—	—	—	—	
<b>31-33</b>	<b>Manufacturing .....</b>	<b>621</b>	<b>2 948</b>	<b>13 712</b>	<b>16</b>	<b>6</b>	—	<b>3</b>	<b>4</b>	<b>2</b>	—	<b>1</b>	—	—	
311	Food mfg .....	239	710	3 450	9	2	—	3	3	1	—	—	—	—	
3117	Seafood product preparation & packaging .....	239	710	3 450	9	2	—	3	3	1	—	—	—	—	
31171	Seafood product preparation & packaging .....	239	710	3 450	9	2	—	3	3	1	—	—	—	—	
311712	Fresh & frozen seafood processing .....	239	710	3 450	9	2	—	3	3	1	—	—	—	—	
321	Wood product mfg .....	(E)	(D)	(D)	3	2	—	—	—	—	—	1	—	—	
3211	Sawmills & wood preservation .....	(E)	(D)	(D)	2	1	—	—	—	—	—	1	—	—	
32111	Sawmills & wood preservation .....	(E)	(D)	(D)	2	1	—	—	—	—	—	1	—	—	
<b>42</b>	<b>Wholesale trade .....</b>	<b>51</b>	<b>267</b>	<b>1 193</b>	<b>19</b>	<b>15</b>	<b>3</b>	<b>1</b>	—	—	—	—	—	—	
<b>44-45</b>	<b>Retail trade .....</b>	<b>490</b>	<b>1 749</b>	<b>7 413</b>	<b>66</b>	<b>33</b>	<b>20</b>	<b>8</b>	<b>3</b>	<b>2</b>	—	—	—	—	
445	Food & beverage stores .....	208	571	2 503	20	11	4	2	1	2	—	—	—	—	
4451	Grocery stores .....	198	544	2 341	15	6	4	2	1	2	—	—	—	—	
44511	Grocery (except convenience) stores .....	184	506	2 214	10	2	3	2	1	2	—	—	—	—	
445110	Grocery (except convenience) stores .....	184	506	2 214	10	2	3	2	1	2	—	—	—	—	
<b>48-49</b>	<b>Transportation &amp; warehousing .....</b>	<b>42</b>	<b>201</b>	<b>959</b>	<b>13</b>	<b>11</b>	<b>1</b>	—	<b>1</b>	—	—	—	—	—	
<b>51</b>	<b>Information .....</b>	<b>(B)</b>	<b>(D)</b>	<b>(D)</b>	<b>8</b>	<b>5</b>	<b>2</b>	<b>1</b>	—	—	—	—	—	—	
<b>52</b>	<b>Finance &amp; insurance .....</b>	<b>69</b>	<b>383</b>	<b>1 557</b>	<b>12</b>	<b>9</b>	<b>1</b>	<b>1</b>	<b>1</b>	—	—	—	—	—	
<b>53</b>	<b>Real estate &amp; rental &amp; leasing .....</b>	<b>25</b>	<b>52</b>	<b>282</b>	<b>10</b>	<b>9</b>	—	<b>1</b>	—	—	—	—	—	—	
<b>54</b>	<b>Professional, scientific &amp; technical services .....</b>	<b>88</b>	<b>434</b>	<b>2 396</b>	<b>39</b>	<b>31</b>	<b>7</b>	<b>1</b>	—	—	—	—	—	—	
<b>56</b>	<b>Admin, support, waste mgt, remediation services .....</b>	<b>58</b>	<b>148</b>	<b>854</b>	<b>13</b>	<b>7</b>	<b>5</b>	<b>1</b>	—	—	—	—	—	—	
<b>61</b>	<b>Educational services .....</b>	<b>(B)</b>	<b>(D)</b>	<b>(D)</b>	<b>3</b>	<b>1</b>	—	—	<b>2</b>	—	—	—	—	—	
<b>62</b>	<b>Health care and social assistance .....</b>	<b>170</b>	<b>548</b>	<b>2 305</b>	<b>18</b>	<b>9</b>	<b>6</b>	<b>1</b>	<b>1</b>	<b>1</b>	—	—	—	—	
<b>71</b>	<b>Arts, entertainment &amp; recreation .....</b>	<b>87</b>	<b>372</b>	<b>1 828</b>	<b>6</b>	<b>2</b>	<b>3</b>	—	—	<b>1</b>	—	—	—	—	
<b>72</b>	<b>Accommodation &amp; food services .....</b>	<b>312</b>	<b>524</b>	<b>2 785</b>	<b>41</b>	<b>20</b>	<b>9</b>	<b>8</b>	<b>4</b>	—	—	—	—	—	
722	Food services & drinking places .....	(E)	(D)	(D)	32	14	8	6	4	—	—	—	—	—	
7221	Full-service restaurants .....	172	276	1 533	22	9	8	4	1	—	—	—	—	—	
72211	Full-service restaurants .....	172	276	1 533	22	9	8	4	1	—	—	—	—	—	
722110	Full-service restaurants .....	172	276	1 533	22	9	8	4	1	—	—	—	—	—	
<b>81</b>	<b>Other services (except public administration) .....</b>	<b>117</b>	<b>263</b>	<b>1 280</b>	<b>52</b>	<b>47</b>	<b>5</b>	—	—	—	—	—	—	—	
<b>99</b>	<b>Unclassified establishments .....</b>	<b>(A)</b>	<b>(D)</b>	<b>(D)</b>	<b>6</b>	<b>6</b>	—	—	—	—	—	—	—	—	

Note: Employment-size classes are indicated as follows: A—0 to 19; B—20 to 99; C—100 to 249; E—250 to 499; F—500 to 999; G—1,000 to 2,499; H—2,500 to 4,999; I—5,000 to 9,999; J—10,000 to 24,999; K—25,000 to 49,999; L—50,000 to 99,999; M—100,000 or more.

**Table 6. Counties—Employees, Payroll, and Establishments by Industry: 1999—Con.**

[Excludes most government employees, railroad employees, and self-employed persons. Size class 1 to 4 includes establishments with payroll, but no employees, during mid-March pay period. (D) denotes figures withheld to avoid disclosing data for individual companies; the data are included in broader industry totals. Detailed industries with 100 or more employees are shown if industry was not a (D). For explanation of terms, abbreviations, and data reliability/comparability, see introductory text]

NAICS code	Industry	Number of employees for week including March 12	Payroll (\$1,000)		Total number of establishments	Number of establishments by employment-size class									
			First quarter	Annual		1 to 4	5 to 9	10 to 19	20 to 49	50 to 99	100 to 249	250 to 499	500 to 999	1,000 or more	
<b>WISE</b>															
	<b>Total</b>	<b>9 303</b>	<b>52 750</b>	<b>222 026</b>	<b>917</b>	<b>509</b>	<b>190</b>	<b>108</b>	<b>83</b>	<b>17</b>	<b>9</b>	<b>1</b>	—	—	
11	<b>Forestry, fishing, hunting, and agriculture support</b>	<b>80</b>	<b>249</b>	<b>1 028</b>	<b>21</b>	<b>13</b>	<b>7</b>	<b>1</b>	—	—	—	—	—	—	
21	<b>Mining</b>	<b>1 785</b>	<b>18 068</b>	<b>73 021</b>	<b>45</b>	<b>8</b>	<b>3</b>	<b>7</b>	<b>17</b>	<b>7</b>	<b>3</b>	—	—	—	
212	Mining (except oil & gas)	(G)	(D)	(D)	37	4	1	6	16	7	3	—	—	—	
2121	Coal mining	1 710	17 523	70 947	36	4	1	5	16	7	3	—	—	—	
21211	Coal mining	1 710	17 523	70 947	36	4	1	5	16	7	3	—	—	—	
212111	Bituminous coal & lignite surface mining	573	6 160	28 356	15	2	—	2	6	5	—	—	—	—	
212112	Bituminous coal underground mining	1 137	11 363	42 591	21	2	1	3	10	2	3	—	—	—	
22	<b>Utilities</b>	<b>(B)</b>	<b>(D)</b>	<b>(D)</b>	<b>5</b>	<b>2</b>	—	<b>1</b>	<b>2</b>	—	—	—	—	—	
23	<b>Construction</b>	<b>471</b>	<b>2 013</b>	<b>9 829</b>	<b>66</b>	<b>36</b>	<b>15</b>	<b>10</b>	<b>4</b>	<b>1</b>	—	—	—	—	
233	Building, developing & general contracting	112	460	2 505	21	14	5	1	—	1	—	—	—	—	
234	Heavy construction	137	601	2 842	10	4	—	4	2	—	—	—	—	—	
235	Special trade contractors	222	952	4 482	35	18	10	5	2	—	—	—	—	—	
31-33	<b>Manufacturing</b>	<b>494</b>	<b>2 070</b>	<b>7 785</b>	<b>22</b>	<b>12</b>	<b>5</b>	<b>2</b>	<b>1</b>	<b>1</b>	—	<b>1</b>	—	—	
321	Wood product mfg	(C)	(D)	(D)	6	2	1	1	1	1	—	—	—	—	
3211	Sawmills & wood preservation	116	496	2 170	4	—	1	1	1	1	—	—	—	—	
32111	Sawmills & wood preservation	116	496	2 170	4	—	1	1	1	1	—	—	—	—	
321113	Sawmills	116	496	2 170	4	—	1	1	1	1	—	—	—	—	
337	Furniture & related product mfg	(E)	(D)	(D)	1	—	—	—	—	—	—	—	1	—	
3371	HH & institutional furniture & kitchen cabinet mfg	(E)	(D)	(D)	1	—	—	—	—	—	—	—	1	—	
33712	Household & institutional furniture mfg	(E)	(D)	(D)	1	—	—	—	—	—	—	—	1	—	
42	<b>Wholesale trade</b>	<b>362</b>	<b>2 466</b>	<b>10 513</b>	<b>40</b>	<b>16</b>	<b>12</b>	<b>7</b>	<b>5</b>	—	—	—	—	—	
421	Wholesale trade, durable goods	239	1 731	7 396	29	12	10	4	3	—	—	—	—	—	
4218	Machinery, equipment & supplies whsle	160	1 339	5 321	16	5	6	3	2	—	—	—	—	—	
42181	Const & mining (exc petroleum) equip whsle	135	1 202	4 714	12	4	4	2	2	—	—	—	—	—	
421810	Const & mining (exc petroleum) equip whsle	135	1 202	4 714	12	4	4	2	2	—	—	—	—	—	
422	Wholesale trade, nondurable goods	123	735	3 117	11	4	2	3	2	—	—	—	—	—	
44-45	<b>Retail trade</b>	<b>1 910</b>	<b>6 514</b>	<b>29 041</b>	<b>184</b>	<b>86</b>	<b>52</b>	<b>22</b>	<b>19</b>	<b>3</b>	<b>2</b>	—	—	—	
441	Motor vehicle & parts dealers	290	1 622	7 567	33	16	9	4	4	—	—	—	—	—	
4411	Automobile dealers	170	1 170	5 511	14	8	1	1	4	—	—	—	—	—	
44111	New car dealers	155	1 109	5 316	6	1	—	1	4	—	—	—	—	—	
441110	New car dealers	155	1 109	5 316	6	1	—	1	4	—	—	—	—	—	
4413	Automotive parts, accessories & tire stores	(C)	(D)	(D)	18	8	7	3	—	—	—	—	—	—	
444	Bldg material & garden equip & supp dealers	167	653	2 880	12	3	8	—	—	—	1	—	—	—	
4441	Building material & supplies dealers	(C)	(D)	(D)	10	2	7	—	—	—	1	—	—	—	
44411	Home centers	(C)	(D)	(D)	1	—	—	—	—	—	1	—	—	—	
445	Food & beverage stores	510	1 417	6 234	27	12	2	1	10	2	—	—	—	—	
4451	Grocery stores	498	1 374	6 039	21	6	2	1	10	2	—	—	—	—	
44511	Grocery (except convenience) stores	460	1 273	5 501	15	2	1	1	9	2	—	—	—	—	
445110	Grocery (except convenience) stores	460	1 273	5 501	15	2	1	1	9	2	—	—	—	—	
446	Health & personal care stores	108	527	2 200	13	6	3	3	1	—	—	—	—	—	
4461	Health & personal care stores	108	527	2 200	13	6	3	3	1	—	—	—	—	—	
447	Gasoline stations	275	666	3 128	32	9	11	11	1	—	—	—	—	—	
4471	Gasoline stations	275	666	3 128	32	9	11	11	1	—	—	—	—	—	
44711	Gasoline stations with convenience stores	264	638	3 007	28	6	10	11	1	—	—	—	—	—	
447110	Gasoline stations with convenience stores	264	638	3 007	28	6	10	11	1	—	—	—	—	—	
448	Clothing & clothing accessories stores	102	326	1 540	15	9	3	2	1	—	—	—	—	—	
452	General merchandise stores	304	879	3 586	13	1	8	1	1	1	1	—	—	—	
4521	Department stores	(C)	(D)	(D)	2	—	—	—	—	1	1	—	—	—	
45211	Department stores	(C)	(D)	(D)	2	—	—	—	—	1	1	—	—	—	
48-49	<b>Transportation &amp; warehousing</b>	<b>508</b>	<b>3 108</b>	<b>12 177</b>	<b>91</b>	<b>59</b>	<b>22</b>	<b>5</b>	<b>4</b>	<b>1</b>	—	—	—	—	
484	Truck transportation	494	3 034	11 916	83	51	22	5	4	1	—	—	—	—	
4842	Specialized freight trucking	461	2 849	11 072	68	38	20	5	4	1	—	—	—	—	
48422	Specialized freight (exc used) trucking, local	341	1 996	7 706	63	36	19	5	3	—	—	—	—	—	
484220	Specialized freight (exc used) trucking, local	341	1 996	7 706	63	36	19	5	3	—	—	—	—	—	
48423	Specialized freight (exc used) trucking, LDist	120	853	3 366	5	2	1	—	1	1	—	—	—	—	
484230	Specialized freight (exc used) trucking, LDist	120	853	3 366	5	2	1	—	1	1	—	—	—	—	
51	<b>Information</b>	<b>80</b>	<b>290</b>	<b>1 314</b>	<b>19</b>	<b>12</b>	<b>4</b>	<b>3</b>	—	—	—	—	—	—	
52	<b>Finance &amp; insurance</b>	<b>259</b>	<b>1 634</b>	<b>5 811</b>	<b>38</b>	<b>17</b>	<b>11</b>	<b>7</b>	<b>3</b>	—	—	—	—	—	
522	Credit intermediation & related activities	(C)	(D)	(D)	21	6	8	4	3	—	—	—	—	—	
5221	Depository credit intermediation	(C)	(D)	(D)	19	4	8	4	3	—	—	—	—	—	
52211	Commercial banking	170	875	3 048	17	3	7	4	3	—	—	—	—	—	
522110	Commercial banking	170	875	3 048	17	3	7	4	3	—	—	—	—	—	
53	<b>Real estate &amp; rental &amp; leasing</b>	<b>81</b>	<b>338</b>	<b>1 680</b>	<b>26</b>	<b>24</b>	—	<b>1</b>	<b>1</b>	—	—	—	—	—	
54	<b>Professional, scientific &amp; technical services</b>	<b>342</b>	<b>2 141</b>	<b>10 373</b>	<b>55</b>	<b>33</b>	<b>14</b>	<b>5</b>	<b>2</b>	<b>1</b>	—	—	—	—	
541	Professional, scientific & technical services	342	2 141	10 373	55	33	14	5	2	1	—	—	—	—	
5413	Architectural, engineering & related services	132	1 045	4 806	10	5	1	2	1	1	—	—	—	—	

Note: Employment-size classes are indicated as follows: A—0 to 19; B—20 to 99; C—100 to 249; E—250 to 499; F—500 to 999; G—1,000 to 2,499; H—2,500 to 4,999; I—5,000 to 9,999; J—10,000 to 24,999; K—25,000 to 49,999; L—50,000 to 99,999; M—100,000 or more.

**Table 6. Counties—Employees, Payroll, and Establishments by Industry: 1999—Con.**

[Excludes most government employees, railroad employees, and self-employed persons. Size class 1 to 4 includes establishments with payroll, but no employees, during mid-March pay period. (D) denotes figures withheld to avoid disclosing data for individual companies; the data are included in broader industry totals. Detailed industries with 100 or more employees are shown if industry was not a (D). For explanation of terms, abbreviations, and data reliability/comparability, see introductory text]

NAICS code	Industry	Number of employees for week including March 12	Payroll (\$1,000)		Total number of establishments	Number of establishments by employment-size class									
			First quarter	Annual		1 to 4	5 to 9	10 to 19	20 to 49	50 to 99	100 to 249	250 to 499	500 to 999	1,000 or more	
<b>WISE—Con.</b>															
<b>55</b>	<b>Management of companies &amp; enterprises . . . . .</b>	<b>440</b>	<b>3 838</b>	<b>15 952</b>	<b>9</b>		<b>2</b>	<b>4</b>	<b>1</b>		<b>2</b>				
551	Management of companies & enterprises . . . . .	440	3 838	15 952	9		2	4	1		2				
5511	Management of companies & enterprises . . . . .	440	3 838	15 952	9		2	4	1		2				
55111	Management of companies & enterprises . . . . .	440	3 838	15 952	9		2	4	1		2				
<b>56</b>	<b>Admin, support, waste mgt, remediation services . . . . .</b>	<b>136</b>	<b>665</b>	<b>3 076</b>	<b>21</b>	<b>14</b>	<b>3</b>	<b>2</b>	<b>2</b>						
<b>61</b>	<b>Educational services . . . . .</b>	<b>(A)</b>	<b>(D)</b>	<b>(D)</b>	<b>2</b>	<b>1</b>		<b>1</b>							
<b>62</b>	<b>Health care and social assistance . . . . .</b>	<b>1 096</b>	<b>5 529</b>	<b>23 906</b>	<b>81</b>	<b>47</b>	<b>16</b>	<b>8</b>	<b>5</b>	<b>3</b>	<b>2</b>				
621	Ambulatory health care services . . . . .	532	2 774	12 496	56	30	12	7	5	2					
6214	Outpatient care centers . . . . .	104	523	2 230	7	1	3	1	2						
6216	Home health care services . . . . .	231	878	4 025	6	1		1	2	2					
62161	Home health care services . . . . .	231	878	4 025	6	1		1	2	2					
621610	Home health care services . . . . .	231	878	4 025	6	1		1	2	2					
622	Hospitals . . . . .	(C)	(D)	(D)	1						1				
6221	General medical & surgical hospitals . . . . .	(C)	(D)	(D)	1						1				
62211	General medical & surgical hospitals . . . . .	(C)	(D)	(D)	1						1				
623	Nursing & residential care facilities . . . . .	(E)	(D)	(D)	7	2	3			1	1				
6231	Nursing care facilities . . . . .	(E)	(D)	(D)	2					1	1				
62311	Nursing care facilities . . . . .	(E)	(D)	(D)	2					1	1				
<b>71</b>	<b>Arts, entertainment &amp; recreation . . . . .</b>	<b>29</b>	<b>82</b>	<b>460</b>	<b>5</b>	<b>3</b>	<b>1</b>		<b>1</b>						
<b>72</b>	<b>Accommodation &amp; food services . . . . .</b>	<b>770</b>	<b>1 432</b>	<b>6 663</b>	<b>61</b>	<b>24</b>	<b>6</b>	<b>15</b>	<b>16</b>						
722	Food services & drinking places . . . . .	743	1 385	6 366	56	21	6	13	16						
7221	Full-service restaurants . . . . .	(C)	(D)	(D)	20	11		6	3						
72211	Full-service restaurants . . . . .	(C)	(D)	(D)	20	11		6	3						
7222	Limited-service eating places . . . . .	515	944	4 177	34	9	6	7	12						
72221	Limited-service eating places . . . . .	515	944	4 177	34	9	6	7	12						
722211	Limited-service restaurants . . . . .	499	918	4 028	30	7	4	7	12						
<b>81</b>	<b>Other services (except public administration) . . . . .</b>	<b>312</b>	<b>1 122</b>	<b>5 098</b>	<b>108</b>	<b>91</b>	<b>13</b>	<b>4</b>							
811	Repair & maintenance . . . . .	137	686	3 093	38	29	6	3							
813	Religious, grantmaking, civic, prof & like organizations . . . . .	109	222	969	44	41	2	1							
<b>95</b>	<b>Auxiliaries (exc corporate, subsidiary &amp; regional mgt) . . . . .</b>	<b>61</b>	<b>644</b>	<b>2 573</b>	<b>8</b>	<b>1</b>	<b>4</b>	<b>3</b>							
<b>99</b>	<b>Unclassified establishments . . . . .</b>	<b>2</b>	<b>4</b>	<b>79</b>	<b>10</b>	<b>10</b>									
<b>WYTHE</b>															
<b>Total . . . . .</b>		<b>8 831</b>	<b>42 622</b>	<b>181 298</b>	<b>714</b>	<b>382</b>	<b>137</b>	<b>101</b>	<b>62</b>	<b>22</b>	<b>7</b>	<b>3</b>			
<b>11</b>	<b>Forestry, fishing, hunting, and agriculture support . . . . .</b>	<b>(A)</b>	<b>(D)</b>	<b>(D)</b>	<b>2</b>	<b>2</b>									
<b>21</b>	<b>Mining . . . . .</b>	<b>54</b>	<b>257</b>	<b>1 055</b>	<b>3</b>		<b>1</b>		<b>2</b>						
<b>22</b>	<b>Utilities . . . . .</b>	<b>(B)</b>	<b>(D)</b>	<b>(D)</b>	<b>6</b>	<b>3</b>	<b>1</b>	<b>1</b>	<b>1</b>						
<b>23</b>	<b>Construction . . . . .</b>	<b>277</b>	<b>1 946</b>	<b>7 763</b>	<b>55</b>	<b>43</b>	<b>7</b>	<b>3</b>	<b>1</b>	<b>1</b>					
235	Special trade contractors . . . . .	155	1 359	4 677	32	28	3			1					
2359	Other special trade contractors . . . . .	105	1 181	3 791	9	7	1			1					
<b>31-33</b>	<b>Manufacturing . . . . .</b>	<b>2 267</b>	<b>13 898</b>	<b>56 347</b>	<b>45</b>	<b>10</b>	<b>9</b>	<b>7</b>	<b>5</b>	<b>7</b>	<b>5</b>	<b>2</b>			
315	Apparel manufacturing . . . . .	301	1 157	3 480	4				1	2	1				
3152	Cut & sew apparel mfg . . . . .	(C)	(D)	(D)	3				1	1	1				
31522	Men's, boys' cut & sew apparel mfg . . . . .	(C)	(D)	(D)	2				1		1				
326	Plastics & rubber products mfg . . . . .	560	4 146	16 415	6		2		1	1	2				
3262	Rubber product mfg . . . . .	(E)	(D)	(D)	5		2		1		2				
32629	Other rubber product mfg . . . . .	(E)	(D)	(D)	4		1		1		2				
327	Nonmetallic mineral product mfg . . . . .	183	332	421	3		2				1				
3273	Cement & concrete product mfg . . . . .	183	332	421	3		2				1				
32731	Cement mfg . . . . .	(C)	(D)	(D)	1						1				
332	Fabricated metal product mfg . . . . .	783	5 341	21 228	13	2	2	4	2	1		2			
3327	Mach shops, turn prod, screw, nut, bolt mfg . . . . .	461	3 561	14 054	9	2	1	3	1	1		1			
33271	Machine shops . . . . .	(C)	(D)	(D)	8	2	1	3	1	1					
33272	Turned product & screw, nut & bolt mfg . . . . .	(E)	(D)	(D)	1							1			
3329	Other fabricated metal product mfg . . . . .	(E)	(D)	(D)	1							1			
33291	Metal valve mfg . . . . .	(E)	(D)	(D)	1							1			
333	Machinery mfg . . . . .	176	1 173	4 973	5	1	1	1		1	1				
3336	Engine, turbine & power transmsn equip mfg . . . . .	(C)	(D)	(D)	1						1				
33361	Engine, turbine & power transmsn equip mfg . . . . .	(C)	(D)	(D)	1						1				
336	Transportation equipment mfg . . . . .	(C)	(D)	(D)	2			1		1					
3363	Motor vehicle parts mfg . . . . .	(C)	(D)	(D)	2			1		1					
<b>42</b>	<b>Wholesale trade . . . . .</b>	<b>249</b>	<b>1 424</b>	<b>6 247</b>	<b>20</b>	<b>5</b>	<b>6</b>	<b>5</b>	<b>4</b>						
421	Wholesale trade, durable goods . . . . .	151	1 043	4 702	13	4	3	3	3						

Note: Employment-size classes are indicated as follows: A—0 to 19; B—20 to 99; C—100 to 249; E—250 to 499; F—500 to 999; G—1,000 to 2,499; H—2,500 to 4,999; I—5,000 to 9,999; J—10,000 to 24,999; K—25,000 to 49,999; L—50,000 to 99,999; M—100,000 or more.

Table 6. **Counties—Employees, Payroll, and Establishments by Industry: 1999—Con.**

[Excludes most government employees, railroad employees, and self-employed persons. Size class 1 to 4 includes establishments with payroll, but no employees, during mid-March pay period. (D) denotes figures withheld to avoid disclosing data for individual companies; the data are included in broader industry totals. Detailed industries with 100 or more employees are shown if industry was not a (D). For explanation of terms, abbreviations, and data reliability/comparability, see introductory text]

NAICS code	Industry	Number of employees for week including March 12	Payroll (\$1,000)		Total number of establishments	Number of establishments by employment-size class								
			First quarter	Annual		1 to 4	5 to 9	10 to 19	20 to 49	50 to 99	100 to 249	250 to 499	500 to 999	1,000 or more
	<b>WYTHE—Con.</b>													
<b>44-45</b>	<b>Retail trade</b> .....	<b>1 948</b>	<b>7 065</b>	<b>31 053</b>	<b>194</b>	<b>90</b>	<b>51</b>	<b>30</b>	<b>18</b>	<b>4</b>	<b>1</b>			
441	Motor vehicle & parts dealers .....	225	1 167	5 002	23	14	1	3	5					
4411	Automobile dealers .....	139	800	3 520	9	4		1	4					
44111	New car dealers .....	134	789	3 464	6	1		1	4					
441110	New car dealers .....	134	789	3 464	6	1		1	4					
444	Bldg material & garden equip & supp dealers .....	135	573	2 800	15	2	5	8						
445	Food & beverage stores .....	305	939	3 961	24	15	1	2	4	2				
4451	Grocery stores .....	287	867	3 615	20	12		2	4	2				
44511	Grocery (except convenience) stores .....	257	802	3 257	12	6			4	2				
445110	Grocery (except convenience) stores .....	257	802	3 257	12	6			4	2				
447	Gasoline stations .....	588	1 934	8 315	32	11	8	7	4	1	1			
4471	Gasoline stations .....	588	1 934	8 315	32	11	8	7	4	1	1			
44711	Gasoline stations with convenience stores .....	133	426	1 908	20	8	6	6						
447110	Gasoline stations with convenience stores .....	133	426	1 908	20	8	6	6						
44719	Other gasoline stations .....	455	1 508	6 407	12	3	2	1	4	1	1			
447190	Other gasoline stations .....	455	1 508	6 407	12	3	2	1	4	1	1			
448	Clothing & clothing accessories stores .....	205	617	2 848	31	13	4	1						
4481	Clothing stores .....	148	446	2 084	18	5	8	4	1					
452	General merchandise stores .....	144	418	1 853	7	1	4		1	1				
<b>48-49</b>	<b>Transportation &amp; warehousing</b> .....	<b>324</b>	<b>2 375</b>	<b>10 641</b>	<b>36</b>	<b>19</b>	<b>6</b>	<b>8</b>	<b>1</b>	<b>2</b>				
484	Truck transportation .....	281	2 169	9 699	29	16	4	6	1	2				
4841	General freight trucking .....	221	1 856	7 800	16	7	2	4	1	2				
48412	General freight trucking, long-distance .....	209	1 804	7 616	13	6		4	1	2				
484121	General freight trucking, long-distance, TL .....	146	1 283	5 532	9	6		1		2				
<b>51</b>	<b>Information</b> .....	<b>132</b>	<b>819</b>	<b>3 516</b>	<b>15</b>	<b>9</b>	<b>2</b>	<b>2</b>	<b>2</b>					
<b>52</b>	<b>Finance &amp; insurance</b> .....	<b>170</b>	<b>1 054</b>	<b>4 565</b>	<b>36</b>	<b>23</b>	<b>8</b>	<b>5</b>						
522	Credit intermediation & related activities .....	123	779	3 208	19	7	8	4						
5221	Depository credit intermediation .....	(C)	(D)	(D)	14	3	8	3						
<b>53</b>	<b>Real estate &amp; rental &amp; leasing</b> .....	<b>47</b>	<b>180</b>	<b>822</b>	<b>19</b>	<b>17</b>	<b>2</b>							
<b>54</b>	<b>Professional, scientific &amp; technical services</b> .....	<b>118</b>	<b>587</b>	<b>2 716</b>	<b>41</b>	<b>32</b>	<b>8</b>	<b>1</b>						
541	Professional, scientific & technical services .....	118	587	2 716	41	32	8	1						
<b>55</b>	<b>Management of companies &amp; enterprises</b> .....	<b>(C)</b>	<b>(D)</b>	<b>(D)</b>	<b>2</b>		<b>1</b>			<b>1</b>				
551	Management of companies & enterprises .....	(C)	(D)	(D)	2		1			1				
5511	Management of companies & enterprises .....	(C)	(D)	(D)	2		1			1				
55111	Management of companies & enterprises .....	(C)	(D)	(D)	2		1			1				
<b>56</b>	<b>Admin. support, waste mgt, remediation services</b> .....	<b>363</b>	<b>1 091</b>	<b>5 801</b>	<b>25</b>	<b>14</b>	<b>1</b>	<b>4</b>	<b>4</b>	<b>2</b>				
561	Administrative & support services .....	351	950	5 138	22	12	1	3	4	2				
5613	Employment services .....	224	639	3 494	6	1		1	2	2				
56132	Temporary help services .....	224	639	3 494	6	1		1	2	2				
561320	Temporary help services .....	224	639	3 494	6	1		1	2	2				
5617	Services to buildings & dwellings .....	(C)	(D)	(D)	11	6	1	2	2					
56172	Janitorial services .....	110	245	1 114	7	3		2	2					
561720	Janitorial services .....	110	245	1 114	7	3		2	2					
<b>61</b>	<b>Educational services</b> .....	<b>(B)</b>	<b>(D)</b>	<b>(D)</b>	<b>4</b>	<b>2</b>	<b>1</b>		<b>1</b>					
<b>62</b>	<b>Health care and social assistance</b> .....	<b>1 205</b>	<b>6 471</b>	<b>26 960</b>	<b>54</b>	<b>26</b>	<b>12</b>	<b>7</b>	<b>6</b>	<b>1</b>	<b>1</b>	<b>1</b>		
621	Ambulatory health care services .....	270	1 953	8 861	33	16	9	4	4					
6211	Offices of physicians .....	131	1 167	5 345	16	7	6	1	2					
62111	Offices of physicians .....	131	1 167	5 345	16	7	6	1	2					
621111	Offices of physicians (exc mental health) .....	131	1 167	5 345	16	7	6	1	2					
622	Hospitals .....	(E)	(D)	(D)	1								1	
6221	General medical & surgical hospitals .....	(E)	(D)	(D)	1								1	
62211	General medical & surgical hospitals .....	(E)	(D)	(D)	1								1	
623	Nursing & residential care facilities .....	351	1 307	5 372	4				2	1	1			
6233	Community care facilities for the elderly .....	(C)	(D)	(D)	2				1		1			
62331	Community care facilities for the elderly .....	(C)	(D)	(D)	2				1		1			
<b>71</b>	<b>Arts, entertainment &amp; recreation</b> .....	<b>42</b>	<b>126</b>	<b>664</b>	<b>6</b>	<b>4</b>	<b>1</b>		<b>1</b>					
<b>72</b>	<b>Accommodation &amp; food services</b> .....	<b>1 169</b>	<b>2 554</b>	<b>12 154</b>	<b>69</b>	<b>14</b>	<b>11</b>	<b>25</b>	<b>15</b>	<b>4</b>				
721	Accommodation .....	347	845	4 065	21	4	3	10	2	2				
7211	Traveler accommodation .....	(E)	(D)	(D)	19	3	3	9	2	2				
72111	Hotels (exc casino hotels) & motels .....	325	800	3 800	17	2	3	8	2	2				
721110	Hotels (exc casino hotels) & motels .....	325	800	3 800	17	2	3	8	2	2				
722	Food services & drinking places .....	822	1 709	8 089	48	10	8	15	13	2				
7221	Full-service restaurants .....	499	1 127	5 348	28	7	3	9	7	2				
72211	Full-service restaurants .....	499	1 127	5 348	28	7	3	9	7	2				
722110	Full-service restaurants .....	499	1 127	5 348	28	7	3	9	7	2				
7222	Limited-service eating places .....	(E)	(D)	(D)	17	1	5	5	6					
72221	Limited-service eating places .....	(E)	(D)	(D)	17	1	5	5	6					
722211	Limited-service restaurants .....	302	543	2 549	16	1	4	5	6					

Note: Employment-size classes are indicated as follows: A—0 to 19; B—20 to 99; C—100 to 249; E—250 to 499; F—500 to 999; G—1,000 to 2,499; H—2,500 to 4,999; I—5,000 to 9,999; J—10,000 to 24,999; K—25,000 to 49,999; L—50,000 to 99,999; M—100,000 or more.

**Table 6. Counties—Employees, Payroll, and Establishments by Industry: 1999—Con.**

[Excludes most government employees, railroad employees, and self-employed persons. Size class 1 to 4 includes establishments with payroll, but no employees, during mid-March pay period. (D) denotes figures withheld to avoid disclosing data for individual companies; the data are included in broader industry totals. Detailed industries with 100 or more employees are shown if industry was not a (D). For explanation of terms, abbreviations, and data reliability/comparability, see introductory text]

NAICS code	Industry	Number of employees for week including March 12	Payroll (\$1,000)		Total number of establishments	Number of establishments by employment-size class								
			First quarter	Annual		1 to 4	5 to 9	10 to 19	20 to 49	50 to 99	100 to 249	250 to 499	500 to 999	1,000 or more
<b>WYTHE—Con.</b>														
<b>81</b>	<b>Other services (except public administration)</b> .....	<b>254</b>	<b>770</b>	<b>3 521</b>	<b>74</b>	<b>62</b>	<b>8</b>	<b>3</b>	<b>1</b>	-	-	-	-	-
811	Repair & maintenance .....	104	421	1 961	29	27	1	-	1	-	-	-	-	-
813	Religious, grantmaking, civic, prof & like organizations .....	108	227	893	30	23	5	2	-	-	-	-	-	-
<b>95</b>	<b>Auxiliaries (exc corporate, subsidiary &amp; regional mgt)</b> .....	<b>(A)</b>	<b>(D)</b>	<b>(D)</b>	<b>1</b>	-	<b>1</b>	-	-	-	-	-	-	-
<b>99</b>	<b>Unclassified establishments</b> .....	<b>6</b>	<b>17</b>	<b>132</b>	<b>7</b>	<b>7</b>	-	-	-	-	-	-	-	-
<b>YORK</b>														
<b>Total</b> .....		<b>13 521</b>	<b>53 599</b>	<b>248 557</b>	<b>1 181</b>	<b>624</b>	<b>271</b>	<b>150</b>	<b>98</b>	<b>24</b>	<b>11</b>	<b>2</b>	-	<b>1</b>
<b>11</b>	<b>Forestry, fishing, hunting, and agriculture support</b> .....	<b>(B)</b>	<b>(D)</b>	<b>(D)</b>	<b>3</b>	<b>1</b>	<b>1</b>	<b>1</b>	-	-	-	-	-	-
<b>21</b>	<b>Mining</b> .....	<b>(A)</b>	<b>(D)</b>	<b>(D)</b>	<b>1</b>	<b>1</b>	-	-	-	-	-	-	-	-
<b>22</b>	<b>Utilities</b> .....	<b>(C)</b>	<b>(D)</b>	<b>(D)</b>	<b>2</b>	<b>1</b>	-	-	-	-	<b>1</b>	-	-	-
221	Utilities .....	(C)	(D)	(D)	2	1	-	-	-	-	1	-	-	-
2211	Elec pwr generation, transm'n & distribution ...	(C)	(D)	(D)	1	-	-	-	-	-	1	-	-	-
22111	Electric power generation .....	(C)	(D)	(D)	1	-	-	-	-	-	1	-	-	-
<b>23</b>	<b>Construction</b> .....	<b>1 806</b>	<b>11 141</b>	<b>51 742</b>	<b>179</b>	<b>97</b>	<b>32</b>	<b>26</b>	<b>17</b>	<b>6</b>	<b>1</b>	-	-	-
233	Building, developing & general contracting .....	358	2 417	13 005	50	31	8	6	4	1	-	-	-	-
2332	Residential building construction .....	(C)	(D)	(D)	42	29	6	4	3	-	(D)	-	-	-
23321	Single-family housing construction .....	173	1 065	6 081	39	28	6	3	2	-	-	-	-	-
233210	Single-family housing construction .....	173	1 065	6 081	39	28	6	3	2	-	-	-	-	-
2333	Nonresidential building construction .....	(C)	(D)	(D)	6	-	2	2	1	1	-	-	-	-
23332	Commercial & institutional bldg construction ..	125	962	4 618	5	-	2	1	1	1	-	-	-	-
233320	Commercial & institutional bldg construction ..	125	962	4 618	5	-	2	1	1	1	-	-	-	-
234	Heavy construction .....	401	2 918	13 692	20	7	4	2	4	3	-	-	-	-
2341	Highway, street, bridge & tunnel construction ...	171	1 150	5 369	6	2	1	-	2	1	-	-	-	-
23411	Highway & street construction .....	171	1 150	5 369	6	2	1	-	2	1	-	-	-	-
234110	Highway & street construction .....	171	1 150	5 369	6	2	1	-	2	1	-	-	-	-
2349	Other heavy construction .....	230	1 768	8 323	14	5	3	2	2	2	-	-	-	-
23491	Water, sewer & pipeline construction .....	136	826	4 707	5	-	2	1	-	2	-	-	-	-
234910	Water, sewer & pipeline construction .....	136	826	4 707	5	-	2	1	-	2	-	-	-	-
235	Special trade contractors .....	1 047	5 806	25 045	109	59	20	18	9	2	1	-	-	-
2351	Plumbing, heating & AC contractor .....	308	2 043	7 973	21	9	4	5	2	-	1	-	-	-
23511	Plumbing, heating & AC contractor .....	308	2 043	7 973	21	9	4	5	2	-	1	-	-	-
235110	Plumbing, heating & AC contractor .....	308	2 043	7 973	21	9	4	5	2	-	1	-	-	-
2353	Electrical contractors .....	125	880	4 649	11	5	2	2	2	-	-	-	-	-
23531	Electrical contractors .....	125	880	4 649	11	5	2	2	2	-	-	-	-	-
235310	Electrical contractors .....	125	880	4 649	11	5	2	2	2	-	-	-	-	-
2354	Masonry, drywall, insulation, tile contractors ...	222	996	4 328	20	7	4	6	3	-	-	-	-	-
23541	Masonry & stone contractors .....	131	485	2 245	12	3	4	4	1	-	-	-	-	-
235410	Masonry & stone contractors .....	131	485	2 245	12	3	4	4	1	-	-	-	-	-
2355	Carpentry & floor contractors .....	(C)	(D)	(D)	16	13	1	-	1	1	-	-	-	-
23551	Carpentry contractors .....	161	850	3 933	14	11	1	-	1	1	-	-	-	-
235510	Carpentry contractors .....	161	850	3 933	14	11	1	-	1	1	-	-	-	-
<b>31-33</b>	<b>Manufacturing</b> .....	<b>455</b>	<b>4 163</b>	<b>17 976</b>	<b>32</b>	<b>19</b>	<b>7</b>	<b>1</b>	<b>4</b>	-	<b>1</b>	-	-	-
324	Petroleum & coal products mfg .....	(C)	(D)	(D)	1	-	-	-	-	-	1	-	-	-
3241	Petroleum & coal products mfg .....	(C)	(D)	(D)	1	-	-	-	-	-	1	-	-	-
32411	Petroleum refineries .....	(C)	(D)	(D)	1	-	-	-	-	-	1	-	-	-
<b>42</b>	<b>Wholesale trade</b> .....	<b>373</b>	<b>2 560</b>	<b>10 816</b>	<b>47</b>	<b>26</b>	<b>13</b>	<b>5</b>	<b>1</b>	<b>1</b>	<b>1</b>	-	-	-
421	Wholesale trade, durable goods .....	147	919	3 825	29	14	11	4	-	-	-	-	-	-
422	Wholesale trade, nondurable goods .....	226	1 641	6 991	18	12	2	1	1	1	1	-	-	-
4224	Grocery & related product whse .....	188	1 458	6 201	8	3	2	1	-	1	1	-	-	-
42249	Other grocery & related products whse .....	(C)	(D)	(D)	3	1	1	-	-	-	1	-	-	-
<b>44-45</b>	<b>Retail trade</b> .....	<b>2 554</b>	<b>8 642</b>	<b>38 371</b>	<b>241</b>	<b>98</b>	<b>86</b>	<b>40</b>	<b>9</b>	<b>6</b>	<b>1</b>	<b>1</b>	-	-
441	Motor vehicle & parts dealers .....	202	993	4 195	23	9	8	4	1	1	-	-	-	-
4411	Automobile dealers .....	(C)	(D)	(D)	6	2	-	2	1	1	-	-	-	-
442	Furniture & home furnishing stores .....	309	911	4 944	17	7	5	4	-	-	1	-	-	-
4422	Home furnishings stores .....	(E)	(D)	(D)	12	4	5	2	-	-	1	-	-	-
44229	Other home furnishings stores .....	(E)	(D)	(D)	11	3	5	2	-	-	1	-	-	-
442299	All other home furnishings stores .....	272	667	4 032	10	2	5	2	-	-	1	-	-	-
444	Bldg material & garden equip & supp dealers .....	109	655	3 198	17	10	2	5	-	-	-	-	-	-
445	Food & beverage stores .....	444	1 442	5 841	19	5	6	3	-	5	-	-	-	-
4451	Grocery stores .....	(E)	(D)	(D)	12	2	3	2	-	5	-	-	-	-
44511	Grocery (except convenience) stores .....	377	1 246	4 920	8	1	-	2	-	5	-	-	-	-
445110	Grocery (except convenience) stores .....	377	1 246	4 920	8	1	-	2	-	5	-	-	-	-
447	Gasoline stations .....	299	895	3 792	32	4	17	8	3	-	-	-	-	-
4471	Gasoline stations .....	299	895	3 792	32	4	17	8	3	-	-	-	-	-
44711	Gasoline stations with convenience stores ...	224	685	2 850	25	3	15	5	2	-	-	-	-	-
447110	Gasoline stations with convenience stores ...	224	685	2 850	25	3	15	5	2	-	-	-	-	-
448	Clothing & clothing accessories stores .....	288	884	3 828	47	17	23	7	-	-	-	-	-	-
4481	Clothing stores .....	206	566	2 484	33	11	16	6	-	-	-	-	-	-

Note: Employment-size classes are indicated as follows: A—0 to 19; B—20 to 99; C—100 to 249; E—250 to 499; F—500 to 2,499; G—1,000 to 2,499; H—2,500 to 4,999; I—5,000 to 9,999; J—10,000 to 24,999; K—25,000 to 49,999; L—50,000 to 99,999; M—100,000 or more.



**Table 6. Counties—Employees, Payroll, and Establishments by Industry: 1999—Con.**

[Excludes most government employees, railroad employees, and self-employed persons. Size class 1 to 4 includes establishments with payroll, but no employees, during mid-March pay period. (D) denotes figures withheld to avoid disclosing data for individual companies; the data are included in broader industry totals. Detailed industries with 100 or more employees are shown if industry was not a (D). For explanation of terms, abbreviations, and data reliability/comparability, see introductory text]

NAICS code	Industry	Number of employees for week including March 12	Payroll (\$1,000)		Total number of establishments	Number of establishments by employment-size class									
			First quarter	Annual		1 to 4	5 to 9	10 to 19	20 to 49	50 to 99	100 to 249	250 to 499	500 to 999	1,000 or more	
<b>YORK—Con.</b>															
<b>44-45 Retail trade—Con.</b>															
451	Sporting goods, hobby, book & music stores .....	124	283	1 347	22	14	6	—	2	—	—	—	—	—	
452	General merchandise stores .....	465	1 518	6 444	9	1	4	2	1	—	—	1	—	—	
4529	Other general merchandise stores .....	(E)	(D)	(D)	8	1	4	2	—	—	—	1	—	—	
45291	Warehouse clubs & superstores .....	(E)	(D)	(D)	1	—	—	—	—	—	—	1	—	—	
453	Miscellaneous store retailers .....	151	410	2 047	32	21	7	3	1	—	—	—	—	—	
<b>48-49 Transportation &amp; warehousing .....</b>														<b>84</b>	
<b>51 Information .....</b>														<b>103</b>	
<b>52 Finance &amp; insurance .....</b>														<b>151</b>	
522	Credit intermediation & related activities .....	107	605	2 168	21	10	10	1	—	—	—	—	—	—	
5221	Depository credit intermediation .....	101	579	2 043	18	7	10	1	—	—	—	—	—	—	
<b>53 Real estate &amp; rental &amp; leasing .....</b>														<b>218</b>	
531	Real estate .....	143	449	2 080	44	35	6	1	2	—	—	—	—	—	
<b>54 Professional, scientific &amp; technical services .....</b>														<b>448</b>	
541	Professional, scientific & technical services .....	448	2 454	11 072	109	82	17	4	6	—	—	—	—	—	
5413	Architectural, engineering & related services ...	100	765	3 238	21	15	4	1	1	—	—	—	—	—	
5419	Oth professional, scientific, technical services ..	142	527	2 478	16	6	5	2	3	—	—	—	—	—	
54194	Veterinary services .....	134	509	2 419	11	2	4	2	3	—	—	—	—	—	
541940	Veterinary services .....	134	509	2 419	11	2	4	2	3	—	—	—	—	—	
<b>55 Management of companies &amp; enterprises ..</b>														<b>(A)</b>	
<b>56 Admin, support, waste mgt, remediation services .....</b>														<b>1 551</b>	
561	Administrative & support services .....	1 399	4 294	22 113	93	49	17	9	13	3	1	1	—	—	
5616	Investigation & security services .....	109	383	1 602	6	3	—	—	2	1	—	—	—	—	
5617	Services to buildings & dwellings .....	1 088	3 315	17 567	63	32	10	9	9	1	1	1	—	—	
56172	Janitorial services .....	529	1 403	6 009	23	13	4	2	1	—	—	1	—	—	
561720	Janitorial services .....	529	1 403	6 009	23	13	4	2	1	—	—	1	—	—	
56173	Landscaping services .....	437	1 364	8 977	31	16	4	6	4	—	1	—	—	—	
561730	Landscaping services .....	437	1 364	8 977	31	16	4	6	4	—	1	—	—	—	
562	Waste management & remediation services .....	152	1 198	3 947	4	1	1	1	—	—	1	—	—	—	
5621	Waste collection .....	(C)	(D)	(D)	2	—	—	1	—	—	1	—	—	—	
56211	Waste collection .....	(C)	(D)	(D)	2	—	—	1	—	—	1	—	—	—	
<b>61 Educational services .....</b>														<b>15</b>	
<b>62 Health care and social assistance .....</b>														<b>683</b>	
621	Ambulatory health care services .....	360	1 545	7 219	39	15	19	4	—	—	1	—	—	—	
6212	Offices of dentists .....	127	851	4 008	21	6	11	4	—	—	—	—	—	—	
62121	Offices of dentists .....	127	851	4 008	21	6	11	4	—	—	—	—	—	—	
621210	Offices of dentists .....	127	851	4 008	21	6	11	4	—	—	—	—	—	—	
6216	Home health care services .....	(C)	(D)	(D)	2	1	—	—	—	—	1	—	—	—	
62161	Home health care services .....	(C)	(D)	(D)	2	1	—	—	—	—	1	—	—	—	
623	Nursing & residential care facilities .....	(C)	(D)	(D)	2	—	—	—	—	2	—	—	—	—	
6231	Nursing care facilities .....	(C)	(D)	(D)	2	—	—	—	—	2	—	—	—	—	
62311	Nursing care facilities .....	(C)	(D)	(D)	2	—	—	—	—	2	—	—	—	—	
624	Social assistance .....	(C)	(D)	(D)	24	14	4	4	2	—	—	—	—	—	
6244	Child day care services .....	135	335	1 402	17	11	1	3	2	—	—	—	—	—	
62441	Child day care services .....	135	335	1 402	17	11	1	3	2	—	—	—	—	—	
624410	Child day care services .....	135	335	1 402	17	11	1	3	2	—	—	—	—	—	
<b>71 Arts, entertainment &amp; recreation .....</b>														<b>(G)</b>	
713	Amusement, gambling & recreation industries ....	(G)	(D)	(D)	14	6	4	—	3	—	—	—	—	1	
7131	Amusement parks & arcades .....	(G)	(D)	(D)	1	—	—	—	—	—	—	—	—	1	
71311	Amusement & theme parks .....	(G)	(D)	(D)	1	—	—	—	—	—	—	—	—	1	
7139	Other amusement & recreation industries .....	132	410	1 727	13	6	4	—	3	—	—	—	—	—	
<b>72 Accommodation &amp; food services .....</b>														<b>2 137</b>	
721	Accommodation .....	409	1 091	5 935	19	5	2	5	5	1	1	—	—	—	
7211	Traveler accommodation .....	(E)	(D)	(D)	17	4	2	4	5	1	1	—	—	—	
72111	Hotels (exc casino hotels) & motels .....	(E)	(D)	(D)	16	3	2	4	5	1	1	—	—	—	
722	Food services & drinking places .....	1 728	4 282	17 814	79	22	5	16	30	4	2	—	—	—	
7221	Full-service restaurants .....	926	2 681	11 126	35	8	2	9	11	3	2	—	—	—	
72211	Full-service restaurants .....	926	2 681	11 126	35	8	2	9	11	3	2	—	—	—	
722110	Full-service restaurants .....	926	2 681	11 126	35	8	2	9	11	3	2	—	—	—	
7222	Limited-service eating places .....	769	1 488	6 214	39	10	3	7	18	1	—	—	—	—	
72221	Limited-service eating places .....	769	1 488	6 214	39	10	3	7	18	1	—	—	—	—	
722211	Limited-service restaurants .....	671	1 245	5 272	34	8	3	6	17	—	—	—	—	—	

Note: Employment-size classes are indicated as follows: A—0 to 19; B—20 to 99; C—100 to 249; E—250 to 499; F—500 to 999; G—1,000 to 2,499; H—2,500 to 4,999; I—5,000 to 9,999; J—10,000 to 24,999; K—25,000 to 49,999; L—50,000 to 99,999; M—100,000 or more.

**Table 6. Counties—Employees, Payroll, and Establishments by Industry: 1999—Con.**

[Excludes most government employees, railroad employees, and self-employed persons. Size class 1 to 4 includes establishments with payroll, but no employees, during mid-March pay period. (D) denotes figures withheld to avoid disclosing data for individual companies; the data are included in broader industry totals. Detailed industries with 100 or more employees are shown if industry was not a (D). For explanation of terms, abbreviations, and data reliability/comparability, see introductory text]

NAICS code	Industry	Number of employees for week including March 12	Payroll (\$1,000)		Total number of establishments	Number of establishments by employment-size class										
			First quarter	Annual		1 to 4	5 to 9	10 to 19	20 to 49	50 to 99	100 to 249	250 to 499	500 to 999	1,000 or more		
	<b>YORK—Con.</b>															
<b>81</b>	<b>Other services (except public administration)</b>	<b>795</b>	<b>3 219</b>	<b>14 421</b>	<b>134</b>	<b>74</b>	<b>33</b>	<b>22</b>	<b>4</b>	<b>1</b>						
811	Repair & maintenance	369	1 942	8 912	53	30	9	11	2	1						
8111	Automotive repair & maintenance	311	1 587	7 311	35	14	9	10	1	1						
81111	Automotive mechanical & electrical R&M	162	766	3 486	25	10	8	7								
811111	General automotive repair	134	689	3 150	22	9	7	6								
81112	Automotive body, paint, interior & glass repair	149	821	3 825	10	4	1	3	1	1						
812	Personal & laundry services	188	564	2 514	39	23	10	5	1							
8121	Personal care services	123	346	1 574	26	15	7	4								
81211	Hair, nail & skin care services	104	305	1 370	22	13	6	3								
813	Religious, grantmaking, civic, prof & like organizations	238	713	2 995	42	21	14	6	1							
8131	Religious organizations	205	608	2 518	31	12	13	5	1							
81311	Religious organizations	205	608	2 518	31	12	13	5	1							
813110	Religious organizations	205	608	2 518	31	12	13	5	1							
<b>95</b>	<b>Auxiliaries (exc corporate, subsidiary &amp; regional mg)</b>	<b>(A)</b>	<b>(D)</b>	<b>(D)</b>	<b>2</b>		<b>1</b>	<b>1</b>								
<b>99</b>	<b>Unclassified establishments</b>	<b>4</b>	<b>16</b>	<b>177</b>	<b>18</b>	<b>18</b>										
	<b>ALEXANDRIA (IC)</b>															
	<b>Total</b>	<b>77 168</b>	<b>675 210</b>	<b>2 965 168</b>	<b>4 614</b>	<b>2 298</b>	<b>881</b>	<b>680</b>	<b>457</b>	<b>174</b>	<b>84</b>	<b>31</b>	<b>6</b>	<b>3</b>		
<b>11</b>	<b>Forestry, fishing, hunting, and agriculture support</b>	<b>(A)</b>	<b>(D)</b>	<b>(D)</b>	<b>1</b>	<b>1</b>										
<b>21</b>	<b>Mining</b>	<b>(C)</b>	<b>(D)</b>	<b>(D)</b>	<b>1</b>						<b>1</b>					
211	Oil & gas extraction	(C)	(D)	(D)	1						1					
2111	Oil & gas extraction	(C)	(D)	(D)	1						1					
21111	Oil & gas extraction	(C)	(D)	(D)	1						1					
<b>22</b>	<b>Utilities</b>	<b>(E)</b>	<b>(D)</b>	<b>(D)</b>	<b>2</b>					<b>1</b>		<b>1</b>				
221	Utilities	(E)	(D)	(D)	2					1		1				
2211	Elec pwr generation, transmsn & distribution	(E)	(D)	(D)	1							1				
22112	Electric pwr transmsn, control & distribution	(E)	(D)	(D)	1							1				
<b>23</b>	<b>Construction</b>	<b>2 352</b>	<b>20 786</b>	<b>98 755</b>	<b>141</b>	<b>71</b>	<b>25</b>	<b>15</b>	<b>20</b>	<b>5</b>	<b>5</b>					
233	Building, developing & general contracting	361	3 286	15 947	53	33	10	4	6							
2332	Residential building construction	(C)	(D)	(D)	34	22	7	2	3							
23321	Single-family housing construction	185	1 619	7 089	32	20	7	2	3							
233210	Single-family housing construction	185	1 619	7 089	32	20	7	2	3							
2333	Nonresidential building construction	(C)	(D)	(D)	16	8	3	2	3							
23332	Commercial & institutional bldg construction	174	1 660	7 457	15	7	3	2	3							
233320	Commercial & institutional bldg construction	174	1 660	7 457	15	7	3	2	3							
234	Heavy construction	126	1 044	6 732	4	1	1	1	1							
235	Special trade contractors	1 865	16 456	76 076	84	37	14	11	13	4	5					
2351	Plumbing, heating & AC contractor	571	5 068	24 354	18	4	2	5	4	1	2					
23511	Plumbing, heating & AC contractor	571	5 068	24 354	18	4	2	5	4	1	2					
235110	Plumbing, heating & AC contractor	571	5 068	24 354	18	4	2	5	4	1	2					
2353	Electrical contractors	108	975	4 316	12	6	2	2	2							
23531	Electrical contractors	108	975	4 316	12	6	2	2	2							
235310	Electrical contractors	108	975	4 316	12	6	2	2	2							
2354	Masonry, drywall, insulation, tile contractors	384	2 487	9 832	9	4		1	2	1	1					
23541	Masonry & stone contractors	328	2 264	8 456	5	2			1	1	1					
235410	Masonry & stone contractors	328	2 264	8 456	5	2			1	1	1					
2356	Roofing, siding, & sheet metal contractors	316	2 805	15 732	6	2	1		1	1	1					
23561	Roofing, siding, & sheet metal contractors	316	2 805	15 732	6	2	1		1	1	1					
235610	Roofing, siding, & sheet metal contractors	316	2 805	15 732	6	2	1		1	1	1					
2359	Other special trade contractors	377	4 303	18 159	13	3	3	2	3	1	1					
23595	Bldg equip & oth mach installation contractor	(C)	(D)	(D)	4		1	2			1					
<b>31-33</b>	<b>Manufacturing</b>	<b>1 659</b>	<b>13 095</b>	<b>57 362</b>	<b>102</b>	<b>44</b>	<b>23</b>	<b>19</b>	<b>6</b>	<b>6</b>	<b>4</b>					
311	Food mfg	495	2 223	10 300	13	5	1	3		2	2					
3116	Animal slaughtering & processing	(C)	(D)	(D)	3	1		1		1						
31161	Animal slaughtering & processing	(C)	(D)	(D)	3	1		1		1						
3118	Bakeries & tortilla mfg	352	1 380	6 033	6	2		1		1	2					
31181	Bread & bakery product mfg	(C)	(D)	(D)	5	2		1		1	1					
31182	Cookie, cracker & pasta mfg	(C)	(D)	(D)	1						1					
323	Printing & related support activities	602	5 738	25 526	38	14	10	7	3	3	1					
3231	Printing & related support activities	602	5 738	25 526	38	14	10	7	3	3	1					
32311	Printing	589	5 613	24 999	35	12	9	7	3	3	1					
323110	Commercial lithographic printing	336	3 648	15 583	16	8	2	2	1	2	1					
323114	Quick printing	127	890	4 477	9	2	3	3		1						
333	Machinery mfg	(C)	(D)	(D)	4	1	1	1			1					
3332	Industrial machinery mfg	(C)	(D)	(D)	1						1					
33329	Other industrial machinery mfg	(C)	(D)	(D)	1						1					

Note: Employment-size classes are indicated as follows: A—0 to 19; B—20 to 99; C—100 to 249; E—250 to 499; F—500 to 999; G—1,000 to 2,499; H—2,500 to 4,999; I—5,000 to 9,999; J—10,000 to 24,999; K—25,000 to 49,999; L—50,000 to 99,999; M—100,000 or more.



Table 6. Counties—Employees, Payroll, and Establishments by Industry: 1999—Con.

[Excludes most government employees, railroad employees, and self-employed persons. Size class 1 to 4 includes establishments with payroll, but no employees, during mid-March pay period. (D) denotes figures withheld to avoid disclosing data for individual companies; the data are included in broader industry totals. Detailed industries with 100 or more employees are shown if industry was not a (D). For explanation of terms, abbreviations, and data reliability/comparability, see introductory text]

NAICS code	Industry	Number of employees for week including March 12	Payroll (\$1,000)		Total number of establishments	Number of establishments by employment-size class																			
			First quarter	Annual		1 to 4	5 to 9	10 to 19	20 to 49	50 to 99	100 to 249	250 to 499	500 to 999	1,000 or more											
<b>ALEXANDRIA (IC)—Con.</b>																									
<b>44-45 Retail trade—Con.</b>																									
452	General merchandise stores .....	1 332	4 642	21 666	11	4	1	1	—	—	3	2	—	—											
4521	Department stores .....	1 202	4 114	18 893	4	—	—	—	—	—	2	2	—	—											
45211	Department stores .....	1 202	4 114	18 893	4	—	—	—	—	—	2	2	—	—											
452110	Department stores .....	1 202	4 114	18 893	4	—	—	—	—	—	2	2	—	—											
4529	Other general merchandise stores .....	130	528	2 773	7	4	1	1	—	—	1	—	—	—											
45291	Warehouse clubs & superstores .....	(C)	(D)	(D)	1	—	—	—	—	—	1	—	—	—											
453	Miscellaneous store retailers .....	516	1 727	7 803	95	57	23	12	3	—	—	—	—	—											
4532	Office supplies, stationery & gift stores .....	(C)	(D)	(D)	36	18	12	4	2	—	—	—	—	—											
45322	Gift, novelty & souvenir stores .....	214	633	2 657	35	18	11	4	2	—	—	—	—	—											
453220	Gift, novelty & souvenir stores .....	214	633	2 657	35	18	11	4	2	—	—	—	—	—											
4539	Other miscellaneous store retailers .....	(C)	(D)	(D)	22	15	4	2	1	—	—	—	—	—											
454	Nonstore retailers .....	115	954	4 148	15	9	3	1	2	—	—	—	—	—											
<b>48-49 Transportation &amp; warehousing .....</b>													<b>1 326</b>	<b>9 714</b>	<b>41 825</b>	<b>75</b>	<b>35</b>	<b>10</b>	<b>9</b>	<b>14</b>	<b>5</b>	<b>2</b>			
484	Truck transportation .....	364	3 223	14 471	21	9	5	1	5	—	1	—	—	—											
4841	General freight trucking .....	127	1 605	6 861	9	5	1	—	3	—	—	—	—	—											
4842	Specialized freight trucking .....	237	1 618	7 610	12	4	4	1	2	—	1	—	—	—											
48421	Used household & office goods moving .....	228	1 565	7 369	9	2	3	1	2	—	1	—	—	—											
484210	Used household & office goods moving .....	228	1 565	7 369	9	2	3	1	2	—	1	—	—	—											
485	Transit & ground passenger transportation .....	283	1 612	7 269	14	5	1	3	3	2	—	—	—	—											
4851	Urban transit systems .....	(C)	(D)	(D)	2	—	1	—	—	1	—	—	—	—											
48511	Urban transit systems .....	(C)	(D)	(D)	2	—	1	—	—	1	—	—	—	—											
4853	Taxi & limousine service .....	(C)	(D)	(D)	11	4	—	3	3	1	—	—	—	—											
48532	Limousine service .....	124	699	3 313	7	3	—	1	2	1	—	—	—	—											
485320	Limousine service .....	124	699	3 313	7	3	—	1	2	1	—	—	—	—											
488	Transportation support activities .....	310	2 402	9 816	20	10	2	2	4	2	—	—	—	—											
4885	Freight transportation arrangement .....	167	1 825	7 024	13	7	1	1	3	1	—	—	—	—											
48851	Freight transportation arrangement .....	167	1 825	7 024	13	7	1	1	3	1	—	—	—	—											
488510	Freight transportation arrangement .....	167	1 825	7 024	13	7	1	1	3	1	—	—	—	—											
492	Couriers & messengers .....	342	2 341	9 422	16	9	1	2	2	1	1	—	—	—											
4921	Couriers .....	318	2 152	8 557	9	4	—	1	2	1	1	—	—	—											
49211	Couriers .....	318	2 152	8 557	9	4	—	1	2	1	1	—	—	—											
492110	Couriers .....	318	2 152	8 557	9	4	—	1	2	1	1	—	—	—											
<b>51 Information .....</b>													<b>2 271</b>	<b>27 342</b>	<b>120 915</b>	<b>132</b>	<b>71</b>	<b>21</b>	<b>15</b>	<b>15</b>	<b>5</b>	<b>4</b>	<b>—</b>	<b>1</b>	<b>—</b>
511	Publishing industries .....	(F)	(D)	(D)	45	26	5	6	4	3	1	—	—	—											
5111	Newspaper, periodical, book, database publishers .....	(E)	(D)	(D)	26	15	3	3	1	3	1	—	—	—											
51112	Periodical publishers .....	213	2 318	8 066	13	8	1	2	—	1	1	—	—	—											
511120	Periodical publishers .....	213	2 318	8 066	13	8	1	2	—	1	1	—	—	—											
51113	Book publishers .....	(C)	(D)	(D)	6	3	—	1	—	2	—	—	—	—											
5112	Software publishers .....	150	2 190	10 203	19	11	2	3	3	—	—	—	—	—											
51121	Software publishers .....	150	2 190	10 203	19	11	2	3	3	—	—	—	—	—											
511210	Software publishers .....	150	2 190	10 203	19	11	2	3	3	—	—	—	—	—											
512	Motion picture & sound recording industries .....	(C)	(D)	(D)	25	13	6	4	2	—	—	—	—	—											
5121	Motion picture & video industries .....	(C)	(D)	(D)	23	12	5	4	2	—	—	—	—	—											
513	Broadcasting & telecommunications .....	943	11 872	50 018	28	8	8	4	6	—	1	—	1	—											
5131	Radio & television broadcasting .....	(F)	(D)	(D)	2	—	1	—	—	—	—	—	—	—											
51312	Television broadcasting .....	(F)	(D)	(D)	2	—	1	—	—	—	—	—	—	—											
5132	Cable networks & program distribution .....	201	2 628	10 895	8	3	—	2	2	—	1	—	—	—											
51322	Cable & other program distribution .....	(C)	(D)	(D)	4	1	—	1	1	—	1	—	—	—											
5133	Telecommunications .....	(C)	(D)	(D)	18	5	7	2	4	—	—	—	—	—											
514	Information & data processing services .....	(F)	(D)	(D)	34	24	2	1	3	2	2	—	—	—											
5141	Information services .....	(E)	(D)	(D)	26	20	1	1	2	1	1	—	—	—											
51419	Other information services .....	(E)	(D)	(D)	23	18	1	1	1	1	1	—	—	—											
5142	Data processing services .....	(E)	(D)	(D)	8	4	1	—	1	1	1	—	—	—											
51421	Data processing services .....	(E)	(D)	(D)	8	4	1	—	1	1	1	—	—	—											
<b>52 Finance &amp; insurance .....</b>													<b>4 585</b>	<b>54 910</b>	<b>238 756</b>	<b>217</b>	<b>116</b>	<b>46</b>	<b>26</b>	<b>17</b>	<b>5</b>	<b>4</b>	<b>2</b>	<b>—</b>	<b>1</b>
522	Credit intermediation & related activities .....	1 908	20 960	84 704	89	36	24	16	7	2	2	2	—	—											
5221	Depository credit intermediation .....	1 316	11 784	48 427	57	17	18	12	6	2	1	1	—	—											
52211	Commercial banking .....	(E)	(D)	(D)	43	13	16	10	2	2	—	—	—	—											
52213	Credit unions .....	834	6 933	30 215	13	4	1	2	4	—	1	1	—	—											
522130	Credit unions .....	834	6 933	30 215	13	4	1	2	4	—	1	1	—	—											
5222	Nondepository credit intermediation .....	525	8 721	34 138	20	12	4	1	1	—	1	1	—	—											
52229	Other nondepository credit intermediation .....	(F)	(D)	(D)	17	10	3	1	1	—	1	1	—	—											
523	Security, commodity contracts & like activity .....	(E)	(D)	(D)	48	29	10	3	4	2	—	—	—	—											
5231	Scrtcy & comdty contracts intermed & brokerage .....	347	7 376	30 569	27	13	5	3	4	2	—	—	—	—											
52312	Securities brokerage .....	276	5 801	26 657	19	10	3	1	3	2	—	—	—	—											
523120	Securities brokerage .....	276	5 801	26 657	19	10	3	1	3	2	—	—	—	—											
524	Insurance carriers & related activities .....	807	12 608	44 892	76	49	12	6	6	1	2	—	—	—											
5241	Insurance carriers .....	279	4 433	16 050	20	14	2	2	1	—	1	—	—	—											
52412	Other direct insurance carriers .....	217	3 440	11 152	14	12	—	1	—	—	1	—	—	—											
5242	Agencies & other insurance related activities .....	528	8 175	28 842	56	35	10	4	5	1	1	—	—	—											
52421	Insurance agencies & brokerages .....	279	4 610	15 226	45	29	9	3	4	—	—	—	—	—											
524210	Insurance agencies & brokerages .....	279	4 610	15 226	45	29	9	3	4	—	—	—	—	—											
52429	Other insurance related activities .....	249	3 565	13 616	11	6	1	1	1	1	1	—	—	—											
524292	Insurance & pension funds, third party admin .....	238	3 376	12 888	8	4	—	1	1	1	1	—	—	—											

Note: Employment-size classes are indicated as follows: A—0 to 19; B—20 to 99; C—100 to 249; E—250 to 499; F—500 to 999; G—1,000 to 2,499; H—2,500 to 4,999; I—5,000 to 9,999; J—10,000 to 24,999; K—25,000 to 49,999; L—50,000 to 99,999; M—100,000 or more.



**Table 6. Counties—Employees, Payroll, and Establishments by Industry: 1999—Con.**

[Excludes most government employees, railroad employees, and self-employed persons. Size class 1 to 4 includes establishments with payroll, but no employees, during mid-March pay period. (D) denotes figures withheld to avoid disclosing data for individual companies; the data are included in broader industry totals. Detailed industries with 100 or more employees are shown if industry was not a (D). For explanation of terms, abbreviations, and data reliability/comparability, see introductory text]

NAICS code	Industry	Number of employees for week including March 12	Payroll (\$1,000)		Total number of establishments	Number of establishments by employment-size class								
			First quarter	Annual		1 to 4	5 to 9	10 to 19	20 to 49	50 to 99	100 to 249	250 to 499	500 to 999	1,000 or more
<b>ALEXANDRIA (IC)—Con.</b>														
<b>55</b>	<b>Management of companies &amp; enterprises . . . . .</b>	<b>2 423</b>	<b>35 704</b>	<b>178 937</b>	<b>180</b>	<b>77</b>	<b>45</b>	<b>34</b>	<b>16</b>	<b>5</b>	<b>2</b>	<b>1</b>	—	—
551	Management of companies & enterprises . . . . .	2 423	35 704	178 937	180	77	45	34	16	5	2	1	—	—
5511	Management of companies & enterprises . . . . .	2 423	35 704	178 937	180	77	45	34	16	5	2	1	—	—
55111	Management of companies & enterprises . . . . .	2 423	35 704	178 937	180	77	45	34	16	5	2	1	—	—
551112	Offices of other holding companies . . . . .	129	3 151	13 340	7	3	1	2	—	1	—	—	—	—
551114	Corp, subsidiary & regional managing offices . . . . .	2 294	32 553	165 597	173	74	44	32	16	4	2	1	—	—
<b>56</b>	<b>Admin, support, waste mgt, remediation services . . . . .</b>	<b>10 689</b>	<b>53 514</b>	<b>245 205</b>	<b>275</b>	<b>137</b>	<b>45</b>	<b>34</b>	<b>27</b>	<b>12</b>	<b>11</b>	<b>3</b>	<b>5</b>	<b>1</b>
561	Administrative & support services . . . . .	(J)	(D)	(D)	272	136	44	34	26	12	11	3	5	1
5611	Office administrative services . . . . .	1 560	15 293	64 079	47	23	6	9	4	—	3	2	—	—
56111	Office administrative services . . . . .	1 560	15 293	64 079	47	23	6	9	4	—	3	2	—	—
561110	Office administrative services . . . . .	1 560	15 293	64 079	47	23	6	9	4	—	3	2	—	—
5612	Facilities support services . . . . .	(E)	(D)	(D)	5	2	—	1	1	—	1	—	—	—
56121	Facilities support services . . . . .	(E)	(D)	(D)	5	2	—	1	1	—	1	—	—	—
5613	Employment services . . . . .	961	4 798	25 188	27	6	5	4	5	5	2	—	—	—
56132	Temporary help services . . . . .	875	3 672	20 205	18	2	4	2	3	5	2	—	—	—
561320	Temporary help services . . . . .	875	3 672	20 205	18	2	4	2	3	5	2	—	—	—
5614	Business support services . . . . .	405	2 335	9 911	32	23	2	3	3	—	1	—	—	—
56141	Document preparation services . . . . .	250	1 519	5 880	7	5	1	—	—	—	1	—	—	—
561410	Document preparation services . . . . .	250	1 519	5 880	7	5	1	—	—	—	1	—	—	—
5615	Travel arrangement & reservation services . . . . .	449	3 188	16 222	41	20	12	3	3	3	—	—	—	—
56151	Travel agencies . . . . .	427	2 989	15 436	34	16	9	3	3	3	—	—	—	—
561510	Travel agencies . . . . .	427	2 989	15 436	34	16	9	3	3	3	—	—	—	—
5616	Investigation & security services . . . . .	2 569	11 787	56 837	27	15	4	2	2	—	1	—	3	—
56161	Investigation, guard & armored car services . . . . .	1 651	7 101	32 380	15	10	1	1	1	—	—	—	2	—
561612	Security guards & patrol services . . . . .	1 579	6 454	29 371	6	3	1	—	—	—	—	—	2	—
56162	Security systems services . . . . .	918	4 686	24 457	12	5	3	1	—	—	1	—	1	—
561621	Security systems services (except locksmiths) . . . . .	896	4 506	23 708	7	2	2	—	1	—	1	—	1	—
5617	Services to buildings & dwellings . . . . .	3 433	9 125	43 614	64	31	10	10	4	3	3	1	1	1
56172	Janitorial services . . . . .	3 321	8 529	39 155	44	20	6	5	4	3	3	1	1	1
561720	Janitorial services . . . . .	3 321	8 529	39 155	44	20	6	5	4	3	3	1	1	1
5619	Other support services . . . . .	964	4 219	16 392	29	16	5	2	4	1	—	—	1	—
56192	Convention & trade show organizers . . . . .	823	2 895	11 321	12	5	3	1	1	1	—	—	—	—
561920	Convention & trade show organizers . . . . .	823	2 895	11 321	12	5	3	1	1	1	—	—	—	—
56199	All other support services . . . . .	141	1 324	5 071	17	11	2	1	3	—	—	—	—	—
561990	All other support services . . . . .	141	1 324	5 071	17	11	2	1	3	—	—	—	—	—
<b>61</b>	<b>Educational services . . . . .</b>	<b>1 313</b>	<b>9 178</b>	<b>41 261</b>	<b>72</b>	<b>36</b>	<b>8</b>	<b>13</b>	<b>6</b>	<b>6</b>	<b>3</b>	—	—	—
611	Educational services . . . . .	1 313	9 178	41 261	72	36	8	13	6	6	3	—	—	—
6111	Elementary & secondary schools . . . . .	568	4 259	17 955	11	—	—	3	4	2	2	—	—	—
61111	Elementary & secondary schools . . . . .	568	4 259	17 955	11	—	—	3	4	2	2	—	—	—
611110	Elementary & secondary schools . . . . .	568	4 259	17 955	11	—	—	3	4	2	2	—	—	—
6113	Colleges, universities & professional schools . . . . .	241	1 206	4 863	5	1	1	1	—	1	1	—	—	—
61131	Colleges, universities & professional schools . . . . .	241	1 206	4 863	5	1	1	1	—	1	1	—	—	—
611310	Colleges, universities & professional schools . . . . .	241	1 206	4 863	5	1	1	1	—	1	1	—	—	—
6114	Business schools & computer & mgt training . . . . .	165	1 756	7 873	11	6	2	1	1	1	—	—	—	—
61142	Computer training . . . . .	(C)	(D)	(D)	3	1	—	—	1	1	—	—	—	—
6116	Other schools & instruction . . . . .	240	1 219	7 583	29	16	4	7	1	1	—	—	—	—
61169	All other schools & instruction . . . . .	127	761	5 385	17	11	3	2	—	1	—	—	—	—
<b>62</b>	<b>Health care and social assistance . . . . .</b>	<b>6 176</b>	<b>50 023</b>	<b>217 527</b>	<b>391</b>	<b>199</b>	<b>86</b>	<b>56</b>	<b>36</b>	<b>4</b>	<b>5</b>	<b>4</b>	—	<b>1</b>
621	Ambulatory health care services . . . . .	2 000	20 172	92 233	305	175	74	33	21	1	1	—	—	—
6211	Offices of physicians . . . . .	1 041	14 108	63 253	165	95	36	22	12	—	—	—	—	—
62111	Offices of physicians . . . . .	1 041	14 108	63 253	165	95	36	22	12	—	—	—	—	—
621111	Offices of physicians (exc mental health) . . . . .	1 004	13 688	61 468	153	84	36	22	12	—	—	—	—	—
6212	Offices of dentists . . . . .	380	3 439	16 448	66	32	24	8	2	—	—	—	—	—
62121	Offices of dentists . . . . .	380	3 439	16 448	66	32	24	8	2	—	—	—	—	—
621210	Offices of dentists . . . . .	380	3 439	16 448	66	32	24	8	2	—	—	—	—	—
6213	Offices of other health practitioners . . . . .	127	732	3 430	45	35	9	—	1	—	—	—	—	—
6214	Outpatient care centers . . . . .	151	1 089	4 845	13	5	1	3	4	—	—	—	—	—
62149	Other outpatient care centers . . . . .	(C)	(D)	(D)	10	3	1	3	3	—	—	—	—	—
6216	Home health care services . . . . .	267	706	3 693	8	2	3	—	1	1	1	—	—	—
62161	Home health care services . . . . .	267	706	3 693	8	2	3	—	1	1	1	—	—	—
621610	Home health care services . . . . .	267	706	3 693	8	2	3	—	1	1	1	—	—	—
622	Hospitals . . . . .	(G)	(D)	(D)	1	—	—	—	—	—	—	—	—	1
6221	General medical & surgical hospitals . . . . .	(G)	(D)	(D)	1	—	—	—	—	—	—	—	—	1
62211	General medical & surgical hospitals . . . . .	(G)	(D)	(D)	1	—	—	—	—	—	—	—	—	1
623	Nursing & residential care facilities . . . . .	1 665	8 853	36 659	16	3	—	5	2	—	3	3	—	—
6231	Nursing care facilities . . . . .	(F)	(D)	(D)	4	1	—	—	—	—	1	2	—	—
62311	Nursing care facilities . . . . .	(F)	(D)	(D)	4	1	—	—	—	—	1	2	—	—
6233	Community care facilities for the elderly . . . . .	796	4 758	19 054	6	—	—	1	2	—	2	1	—	—
62331	Community care facilities for the elderly . . . . .	796	4 758	19 054	6	—	—	1	2	—	2	1	—	—
623311	Continuing care retirement communities . . . . .	696	3 935	15 269	3	—	—	—	—	—	2	1	—	—
623312	Homes for the elderly . . . . .	100	823	3 785	3	—	—	1	2	—	—	—	—	—

Note: Employment-size classes are indicated as follows: A—0 to 19; B—20 to 99; C—100 to 249; E—250 to 499; F—500 to 999; G—1,000 to 2,499; H—2,500 to 4,999; I—5,000 to 9,999; J—10,000 to 24,999; K—25,000 to 49,999; L—50,000 to 99,999; M—100,000 or more.



**Table 6. Counties—Employees, Payroll, and Establishments by Industry: 1999—Con.**

[Excludes most government employees, railroad employees, and self-employed persons. Size class 1 to 4 includes establishments with payroll, but no employees, during mid-March pay period. (D) denotes figures withheld to avoid disclosing data for individual companies; the data are included in broader industry totals. Detailed industries with 100 or more employees are shown if industry was not a (D). For explanation of terms, abbreviations, and data reliability/comparability, see introductory text]

NAICS code	Industry	Number of employees for week including March 12	Payroll (\$1,000)		Total number of establishments	Number of establishments by employment-size class									
			First quarter	Annual		1 to 4	5 to 9	10 to 19	20 to 49	50 to 99	100 to 249	250 to 499	500 to 999	1,000 or more	
<b>BEDFORD (IC)</b>															
	<b>Total</b>	<b>6 003</b>	<b>30 440</b>	<b>131 943</b>	<b>495</b>	<b>295</b>	<b>109</b>	<b>41</b>	<b>30</b>	<b>8</b>	<b>9</b>	<b>2</b>	<b>1</b>	<b>-</b>	
11	<b>Forestry, fishing, hunting, and agriculture support</b>	<b>7</b>	<b>16</b>	<b>71</b>	<b>4</b>	<b>4</b>	-	-	-	-	-	-	-	-	
23	<b>Construction</b>	<b>245</b>	<b>1 248</b>	<b>5 129</b>	<b>71</b>	<b>56</b>	<b>10</b>	<b>3</b>	<b>2</b>	-	-	-	-	-	
233	Building, developing & general contracting	(C)	(D)	(D)	27	20	5	1	1	-	-	-	-	-	
235	Special trade contractors	114	487	2 232	39	33	4	1	1	-	-	-	-	-	
31-33	<b>Manufacturing</b>	<b>2 123</b>	<b>14 422</b>	<b>64 005</b>	<b>31</b>	<b>12</b>	<b>4</b>	<b>4</b>	<b>4</b>	-	<b>5</b>	<b>1</b>	<b>1</b>	<b>-</b>	
311	Food mfg	381	2 119	10 970	4	1	-	-	1	-	2	-	-	-	
3114	Fruit & veg preserving & specialty food mfg	(C)	(D)	(D)	1	-	-	-	-	-	1	-	-	-	
31141	Frozen food mfg	(C)	(D)	(D)	1	-	-	-	-	-	1	-	-	-	
3116	Animal slaughtering & processing	(C)	(D)	(D)	2	1	-	-	-	-	1	-	-	-	
31161	Animal slaughtering & processing	(C)	(D)	(D)	2	1	-	-	-	-	1	-	-	-	
313	Textile mills	(C)	(D)	(D)	1	-	-	-	-	-	1	-	-	-	
3132	Fabric mills	(C)	(D)	(D)	1	-	-	-	-	-	1	-	-	-	
31321	Broadwoven fabric mills	(C)	(D)	(D)	1	-	-	-	-	-	1	-	-	-	
323	Printing & related support activities	(C)	(D)	(D)	3	1	-	1	-	-	1	-	-	-	
3231	Printing & related support activities	(C)	(D)	(D)	3	1	-	1	-	-	1	-	-	-	
32311	Printing	(C)	(D)	(D)	3	1	-	1	-	-	1	-	-	-	
326	Plastics & rubber products mfg	(F)	(D)	(D)	1	-	-	-	-	-	-	-	1	-	
3262	Rubber product mfg	(F)	(D)	(D)	1	-	-	-	-	-	-	-	1	-	
32629	Other rubber product mfg	(F)	(D)	(D)	1	-	-	-	-	-	-	-	1	-	
337	Furniture & related product mfg	(F)	(D)	(D)	3	-	1	-	-	-	1	1	-	-	
3371	HH & institutional furniture & kitchen cabinet mfg	(E)	(D)	(D)	2	-	1	-	-	-	-	1	-	-	
33712	Household & institutional furniture mfg	(E)	(D)	(D)	2	-	1	-	-	-	-	1	-	-	
3372	Office furniture (including fixtures) mfg	(C)	(D)	(D)	1	-	-	-	-	-	1	-	-	-	
33721	Office furniture (including fixtures) mfg	(C)	(D)	(D)	1	-	-	-	-	-	1	-	-	-	
42	<b>Wholesale trade</b>	<b>287</b>	<b>1 294</b>	<b>5 776</b>	<b>22</b>	<b>14</b>	<b>1</b>	<b>4</b>	<b>2</b>	-	<b>1</b>	-	-	-	
422	Wholesale trade, nondurable goods	232	1 021	4 305	7	1	1	3	1	-	1	-	-	-	
4227	Petroleum & petroleum products whse	(C)	(D)	(D)	4	1	1	1	-	-	1	-	-	-	
42271	Petroleum bulk stations & terminals	(C)	(D)	(D)	2	1	-	-	-	-	1	-	-	-	
44-45	<b>Retail trade</b>	<b>927</b>	<b>3 683</b>	<b>15 218</b>	<b>84</b>	<b>36</b>	<b>26</b>	<b>13</b>	<b>5</b>	<b>3</b>	<b>1</b>	-	-	-	
441	Motor vehicle & parts dealers	102	557	2 446	11	2	5	3	1	-	-	-	-	-	
445	Food & beverage stores	242	745	2 866	12	8	1	-	-	3	-	-	-	-	
4451	Grocery stores	236	725	2 781	9	5	1	-	-	3	-	-	-	-	
44511	Grocery (except convenience) stores	234	717	2 734	6	2	1	-	-	3	-	-	-	-	
445110	Grocery (except convenience) stores	234	717	2 734	6	2	1	-	-	3	-	-	-	-	
447	Gasoline stations	122	354	1 692	13	6	3	3	1	-	-	-	-	-	
4471	Gasoline stations	122	354	1 692	13	6	3	3	1	-	-	-	-	-	
44711	Gasoline stations with convenience stores	109	308	1 482	9	3	2	3	1	-	-	-	-	-	
447110	Gasoline stations with convenience stores	109	308	1 482	9	3	2	3	1	-	-	-	-	-	
452	General merchandise stores	167	607	2 245	4	-	3	-	-	-	1	-	-	-	
4521	Department stores	(C)	(D)	(D)	1	-	-	-	-	-	1	-	-	-	
45211	Department stores	(C)	(D)	(D)	1	-	-	-	-	-	1	-	-	-	
48-49	<b>Transportation &amp; warehousing</b>	<b>50</b>	<b>238</b>	<b>1 040</b>	<b>12</b>	<b>9</b>	<b>2</b>	-	<b>1</b>	-	-	-	-	-	
51	<b>Information</b>	<b>88</b>	<b>573</b>	<b>2 278</b>	<b>7</b>	<b>3</b>	<b>2</b>	-	<b>2</b>	-	-	-	-	-	
52	<b>Finance &amp; insurance</b>	<b>134</b>	<b>1 032</b>	<b>3 729</b>	<b>25</b>	<b>15</b>	<b>8</b>	<b>1</b>	<b>1</b>	-	-	-	-	-	
522	Credit intermediation & related activities	100	753	2 440	12	4	6	1	1	-	-	-	-	-	
53	<b>Real estate &amp; rental &amp; leasing</b>	<b>35</b>	<b>138</b>	<b>537</b>	<b>11</b>	<b>8</b>	<b>3</b>	-	-	-	-	-	-	-	
54	<b>Professional, scientific &amp; technical services</b>	<b>114</b>	<b>590</b>	<b>2 656</b>	<b>41</b>	<b>33</b>	<b>8</b>	-	-	-	-	-	-	-	
541	Professional, scientific & technical services	114	590	2 656	41	33	8	-	-	-	-	-	-	-	
56	<b>Admin, support, waste mgt, remediation services</b>	<b>205</b>	<b>484</b>	<b>2 516</b>	<b>27</b>	<b>19</b>	<b>4</b>	<b>1</b>	<b>2</b>	<b>1</b>	-	-	-	-	
561	Administrative & support services	(C)	(D)	(D)	26	18	4	1	2	1	-	-	-	-	
5617	Services to buildings & dwellings	117	249	1 204	22	15	4	1	2	-	-	-	-	-	
61	<b>Educational services</b>	<b>68</b>	<b>187</b>	<b>793</b>	<b>5</b>	<b>1</b>	<b>1</b>	<b>2</b>	<b>1</b>	-	-	-	-	-	
62	<b>Health care and social assistance</b>	<b>828</b>	<b>3 943</b>	<b>17 545</b>	<b>46</b>	<b>19</b>	<b>17</b>	<b>5</b>	<b>1</b>	<b>2</b>	<b>1</b>	<b>1</b>	<b>1</b>	<b>-</b>	
621	Ambulatory health care services	164	1 240	5 623	26	12	9	4	1	-	-	-	-	-	
622	Hospitals	(E)	(D)	(D)	1	-	-	-	-	-	-	1	-	-	
6221	General medical & surgical hospitals	(E)	(D)	(D)	1	-	-	-	-	-	-	1	-	-	
62211	General medical & surgical hospitals	(E)	(D)	(D)	1	-	-	-	-	-	-	1	-	-	
623	Nursing & residential care facilities	173	595	2 425	6	1	2	1	-	2	-	-	-	-	
6233	Community care facilities for the elderly	144	475	1 921	3	1	-	-	-	2	-	-	-	-	
62331	Community care facilities for the elderly	144	475	1 921	3	1	-	-	-	2	-	-	-	-	
623312	Homes for the elderly	144	475	1 921	3	1	-	-	-	2	-	-	-	-	
624	Social assistance	(C)	(D)	(D)	13	6	6	-	-	-	1	-	-	-	
6243	Vocational rehabilitation services	(C)	(D)	(D)	1	-	-	-	-	-	1	-	-	-	
62431	Vocational rehabilitation services	(C)	(D)	(D)	1	-	-	-	-	-	1	-	-	-	
71	<b>Arts, entertainment &amp; recreation</b>	<b>(A)</b>	<b>(D)</b>	<b>(D)</b>	<b>2</b>	<b>2</b>	-	-	-	-	-	-	-	-	

Note: Employment-size classes are indicated as follows: A—0 to 19; B—20 to 99; C—100 to 249; E—250 to 499; F—500 to 999; G—1,000 to 2,499; H—2,500 to 4,999; I—5,000 to 9,999; J—10,000 to 24,999; K—25,000 to 49,999; L—50,000 to 99,999; M—100,000 or more.



**Table 6. Counties—Employees, Payroll, and Establishments by Industry: 1999—Con.**

[Excludes most government employees, railroad employees, and self-employed persons. Size class 1 to 4 includes establishments with payroll, but no employees, during mid-March pay period. (D) denotes figures withheld to avoid disclosing data for individual companies; the data are included in broader industry totals. Detailed industries with 100 or more employees are shown if industry was not a (D). For explanation of terms, abbreviations, and data reliability/comparability, see introductory text]

NAICS code	Industry	Number of employees for week including March 12	Payroll (\$1,000)		Total number of establishments	Number of establishments by employment-size class									
			First quarter	Annual		1 to 4	5 to 9	10 to 19	20 to 49	50 to 99	100 to 249	250 to 499	500 to 999	1,000 or more	
<b>BEDFORD (IC)—Con.</b>															
<b>72</b>	<b>Accommodation &amp; food services</b> .....	<b>461</b>	<b>1 040</b>	<b>4 722</b>	<b>28</b>	<b>8</b>	<b>5</b>	<b>7</b>	<b>6</b>	<b>1</b>	<b>1</b>	—	—	—	
721	Accommodation .....	(C)	(D)	(D)	2	—	—	—	1	—	1	—	—	—	
7211	Traveler accommodation .....	(C)	(D)	(D)	2	—	—	—	1	—	1	—	—	—	
72111	Hotels (exc casino hotels) & motels .....	(C)	(D)	(D)	2	—	—	—	1	—	1	—	—	—	
722	Food services & drinking places .....	(E)	(D)	(D)	26	8	5	7	5	1	—	—	—	—	
7221	Full-service restaurants .....	(C)	(D)	(D)	13	4	3	3	2	1	—	—	—	—	
72211	Full-service restaurants .....	(C)	(D)	(D)	13	4	3	3	2	1	—	—	—	—	
7222	Limited-service eating places .....	166	323	1 524	12	3	2	4	3	—	—	—	—	—	
72221	Limited-service eating places .....	166	323	1 524	12	3	2	4	3	—	—	—	—	—	
<b>81</b>	<b>Other services (except public administration)</b> .....	<b>420</b>	<b>1 529</b>	<b>5 734</b>	<b>72</b>	<b>49</b>	<b>18</b>	<b>1</b>	<b>3</b>	<b>1</b>	—	—	—	—	
812	Personal & laundry services .....	164	730	2 132	19	13	4	1	—	1	—	—	—	—	
8123	Drycleaning & laundry services .....	(C)	(D)	(D)	4	3	—	—	—	1	—	—	—	—	
813	Religious, grantmaking, civic, prof & like organizations .....	209	582	2 599	33	20	10	—	3	—	—	—	—	—	
8131	Religious organizations .....	118	354	1 608	23	15	7	—	1	—	—	—	—	—	
81311	Religious organizations .....	118	354	1 608	23	15	7	—	1	—	—	—	—	—	
813110	Religious organizations .....	118	354	1 608	23	15	7	—	1	—	—	—	—	—	
<b>99</b>	<b>Unclassified establishments</b> .....	<b>(A)</b>	<b>(D)</b>	<b>(D)</b>	<b>7</b>	<b>7</b>	—	—	—	—	—	—	—	—	
<b>BRISTOL (IC)</b>															
	<b>Total</b> .....	<b>14 967</b>	<b>86 410</b>	<b>346 452</b>	<b>688</b>	<b>330</b>	<b>154</b>	<b>98</b>	<b>62</b>	<b>23</b>	<b>9</b>	<b>7</b>	<b>4</b>	<b>1</b>	
<b>11</b>	<b>Forestry, fishing, hunting, and agriculture support</b> .....	<b>(A)</b>	<b>(D)</b>	<b>(D)</b>	<b>2</b>	<b>1</b>	<b>1</b>	—	—	—	—	—	—	—	
<b>21</b>	<b>Mining</b> .....	<b>57</b>	<b>370</b>	<b>1 562</b>	<b>5</b>	<b>2</b>	<b>1</b>	<b>1</b>	<b>1</b>	—	—	—	—	—	
<b>23</b>	<b>Construction</b> .....	<b>225</b>	<b>1 005</b>	<b>4 787</b>	<b>49</b>	<b>29</b>	<b>14</b>	<b>5</b>	<b>1</b>	—	—	—	—	—	
235	Special trade contractors .....	110	406	1 834	28	19	6	3	—	—	—	—	—	—	
<b>31-33</b>	<b>Manufacturing</b> .....	<b>6 450</b>	<b>47 979</b>	<b>188 191</b>	<b>41</b>	<b>7</b>	<b>5</b>	<b>8</b>	<b>6</b>	<b>5</b>	<b>2</b>	<b>5</b>	<b>2</b>	<b>1</b>	
311	Food mfg .....	623	3 442	14 296	6	1	—	2	—	1	1	1	—	—	
3115	Dairy product mfg .....	(C)	(D)	(D)	1	—	—	—	—	—	1	—	—	—	
31151	Dairy product (exc frozen) mfg .....	(C)	(D)	(D)	1	—	—	—	—	—	1	—	—	—	
3119	Other food mfg .....	(E)	(D)	(D)	2	—	—	—	—	1	—	1	—	—	
31191	Snack food mfg .....	(E)	(D)	(D)	2	—	—	—	—	1	—	1	—	—	
315	Apparel manufacturing .....	(E)	(D)	(D)	2	—	—	—	—	1	1	—	—	—	
3152	Cut & sew apparel mfg .....	(E)	(D)	(D)	2	—	—	—	—	1	1	—	—	—	
31523	Women's, girls' cut & sew apparel mfg .....	(C)	(D)	(D)	1	—	—	—	—	—	1	—	—	—	
325	Chemical mfg .....	(E)	(D)	(D)	3	—	1	—	1	—	—	1	—	—	
3252	Resin, syn rubber, artf & syn fibers, fil mfg .....	(E)	(D)	(D)	1	—	—	—	—	—	—	1	—	—	
32522	Artificial & synthetic fibers, filaments mfg .....	(E)	(D)	(D)	1	—	—	—	—	—	—	1	—	—	
326	Plastics & rubber products mfg .....	(E)	(D)	(D)	1	—	—	—	—	—	—	1	—	—	
3261	Plastics product mfg .....	(E)	(D)	(D)	1	—	—	—	—	—	—	1	—	—	
32619	Other plastics product mfg .....	(E)	(D)	(D)	1	—	—	—	—	—	—	1	—	—	
332	Fabricated metal product mfg .....	391	3 703	16 247	5	1	—	1	1	1	—	1	—	—	
3324	Boiler, tank & shipping container mfg .....	(E)	(D)	(D)	1	—	—	—	—	—	—	1	—	—	
33243	Light gauge metal container mfg .....	(E)	(D)	(D)	1	—	—	—	—	—	—	1	—	—	
333	Machinery mfg .....	(H)	(D)	(D)	3	—	—	1	1	—	—	—	—	1	
3334	HVAC & commercial refrigeration equipment mfg .....	(H)	(D)	(D)	1	—	—	—	—	—	—	—	—	1	
33341	HVAC & commercial refrigeration equipment mfg .....	(H)	(D)	(D)	1	—	—	—	—	—	—	—	—	1	
335	Electrical equip, appliance & component mfg .....	(G)	(D)	(D)	3	1	—	—	—	—	—	—	—	2	
3352	Household appliance mfg .....	(F)	(D)	(D)	1	—	—	—	—	—	—	—	—	1	
33521	Small electrical appliance mfg .....	(F)	(D)	(D)	1	—	—	—	—	—	—	—	—	1	
3353	Electrical equipment mfg .....	(F)	(D)	(D)	1	—	—	—	—	—	—	—	—	1	
33531	Electrical equipment mfg .....	(F)	(D)	(D)	1	—	—	—	—	—	—	—	—	1	
336	Transportation equipment mfg .....	(E)	(D)	(D)	3	—	1	—	—	1	—	1	—	—	
3363	Motor vehicle parts mfg .....	(E)	(D)	(D)	2	—	—	—	—	1	—	1	—	—	
33635	MV transmission & power train parts mfg .....	(E)	(D)	(D)	1	—	—	—	—	—	—	1	—	—	
<b>42</b>	<b>Wholesale trade</b> .....	<b>643</b>	<b>4 521</b>	<b>21 224</b>	<b>43</b>	<b>14</b>	<b>9</b>	<b>6</b>	<b>12</b>	<b>2</b>	—	—	—	—	
421	Wholesale trade, durable goods .....	276	1 955	9 459	26	10	7	3	6	—	—	—	—	—	
422	Wholesale trade, nondurable goods .....	367	2 566	11 765	17	4	2	3	6	2	—	—	—	—	
4224	Grocery & related product whse .....	161	1 154	4 910	6	2	—	—	3	1	—	—	—	—	
42249	Other grocery & related products whse .....	(C)	(D)	(D)	3	1	—	—	1	1	—	—	—	—	

Note: Employment-size classes are indicated as follows: A—0 to 19; B—20 to 99; C—100 to 249; E—250 to 499; F—500 to 999; G—1,000 to 2,499; H—2,500 to 4,999; I—5,000 to 9,999; J—10,000 to 24,999; K—25,000 to 49,999; L—50,000 to 99,999; M—100,000 or more.

**Table 6. Counties—Employees, Payroll, and Establishments by Industry: 1999—Con.**

[Excludes most government employees, railroad employees, and self-employed persons. Size class 1 to 4 includes establishments with payroll, but no employees, during mid-March pay period. (D) denotes figures withheld to avoid disclosing data for individual companies; the data are included in broader industry totals. Detailed industries with 100 or more employees are shown if industry was not a (D). For explanation of terms, abbreviations, and data reliability/comparability, see introductory text]

NAICS code	Industry	Number of employees for week including March 12	Payroll (\$1,000)		Total number of establishments	Number of establishments by employment-size class									
			First quarter	Annual		1 to 4	5 to 9	10 to 19	20 to 49	50 to 99	100 to 249	250 to 499	500 to 999	1,000 or more	
<b>BRISTOL (IC)—Con.</b>															
<b>44-45</b>	<b>Retail trade</b> .....	<b>2 297</b>	<b>8 852</b>	<b>36 563</b>	<b>157</b>	<b>62</b>	<b>52</b>	<b>26</b>	<b>10</b>	<b>2</b>	<b>4</b>	—	<b>1</b>	—	
441	Motor vehicle & parts dealers .....	278	1 509	6 160	20	7	5	3	5	—	—	—	—	—	
4411	Automobile dealers .....	121	781	2 972	6	2	2	—	2	—	—	—	—	—	
4413	Automotive parts, accessories & tire stores .....	(C)	(D)	(D)	12	5	3	1	3	—	—	—	—	—	
444	Bldg material & garden equip & supp dealers .....	106	484	2 240	9	3	3	2	—	1	—	—	—	—	
445	Food & beverage stores .....	421	1 142	4 964	14	6	3	1	2	—	2	—	—	—	
4451	Grocery stores .....	411	1 111	4 791	11	4	2	1	2	—	2	—	—	—	
44511	Grocery (except convenience) stores .....	398	1 082	4 679	8	2	1	1	2	—	2	—	—	—	
445110	Grocery (except convenience) stores .....	398	1 082	4 679	8	2	1	1	2	—	2	—	—	—	
446	Health & personal care stores .....	101	446	2 163	14	5	4	5	—	—	—	—	—	—	
4461	Health & personal care stores .....	101	446	2 163	14	5	4	5	—	—	—	—	—	—	
447	Gasoline stations .....	171	490	2 015	21	7	8	4	2	—	—	—	—	—	
4471	Gasoline stations .....	171	490	2 015	21	7	8	4	2	—	—	—	—	—	
44711	Gasoline stations with convenience stores .....	109	239	1 034	15	4	8	3	—	—	—	—	—	—	
447110	Gasoline stations with convenience stores .....	109	239	1 034	15	4	8	3	—	—	—	—	—	—	
448	Clothing & clothing accessories stores .....	103	294	1 347	21	11	8	2	—	—	—	—	—	—	
452	General merchandise stores .....	815	3 274	12 462	9	3	2	—	—	1	2	—	1	—	
4521	Department stores .....	(E)	(D)	(D)	3	—	—	—	—	1	2	—	—	—	
45211	Department stores .....	(E)	(D)	(D)	3	—	—	—	—	1	2	—	—	—	
4529	Other general merchandise stores .....	(F)	(D)	(D)	6	3	2	—	—	—	—	—	1	—	
45291	Warehouse clubs & superstores .....	(F)	(D)	(D)	1	—	—	—	—	—	—	—	1	—	
453	Miscellaneous store retailers .....	119	506	1 949	24	11	11	2	—	—	—	—	—	—	
<b>48-49</b>	<b>Transportation &amp; warehousing</b> .....	<b>75</b>	<b>342</b>	<b>1 556</b>	<b>14</b>	<b>9</b>	<b>3</b>	<b>1</b>	<b>1</b>	—	—	—	—	—	
<b>51</b>	<b>Information</b> .....	<b>268</b>	<b>1 379</b>	<b>6 479</b>	<b>7</b>	<b>2</b>	—	<b>2</b>	<b>1</b>	<b>1</b>	<b>1</b>	—	—	—	
511	Publishing industries .....	(C)	(D)	(D)	1	—	—	—	—	—	1	—	—	—	
5111	Newspaper, periodical, book, database publishers .....	(C)	(D)	(D)	1	—	—	—	—	—	1	—	—	—	
51111	Newspaper publishers .....	(C)	(D)	(D)	1	—	—	—	—	—	1	—	—	—	
<b>52</b>	<b>Finance &amp; insurance</b> .....	<b>347</b>	<b>2 682</b>	<b>9 524</b>	<b>51</b>	<b>28</b>	<b>13</b>	<b>8</b>	<b>1</b>	<b>1</b>	—	—	—	—	
522	Credit intermediation & related activities .....	153	966	3 225	23	8	8	7	—	—	—	—	—	—	
5221	Depository credit intermediation .....	132	751	2 483	18	6	5	7	—	—	—	—	—	—	
52211	Commercial banking .....	128	732	2 404	15	3	5	7	—	—	—	—	—	—	
522110	Commercial banking .....	128	732	2 404	15	3	5	7	—	—	—	—	—	—	
524	Insurance carriers & related activities .....	156	1 161	4 162	21	16	3	—	1	1	—	—	—	—	
5241	Insurance carriers .....	110	885	2 938	7	5	—	—	1	1	—	—	—	—	
52411	Direct life, health, medical insurance carriers .....	(C)	(D)	(D)	4	2	—	—	1	1	—	—	—	—	
<b>53</b>	<b>Real estate &amp; rental &amp; leasing</b> .....	<b>103</b>	<b>680</b>	<b>2 610</b>	<b>23</b>	<b>19</b>	<b>2</b>	—	<b>2</b>	—	—	—	—	—	
<b>54</b>	<b>Professional, scientific &amp; technical services</b> .....	<b>276</b>	<b>2 150</b>	<b>9 364</b>	<b>53</b>	<b>36</b>	<b>8</b>	<b>6</b>	<b>3</b>	—	—	—	—	—	
541	Professional, scientific & technical services .....	276	2 150	9 364	53	36	8	6	3	—	—	—	—	—	
<b>55</b>	<b>Management of companies &amp; enterprises</b> .....	<b>(C)</b>	<b>(D)</b>	<b>(D)</b>	<b>6</b>	<b>3</b>	<b>1</b>	—	—	<b>2</b>	—	—	—	—	
551	Management of companies & enterprises .....	(C)	(D)	(D)	6	3	1	—	—	2	—	—	—	—	
5511	Management of companies & enterprises .....	(C)	(D)	(D)	6	3	1	—	—	2	—	—	—	—	
55111	Management of companies & enterprises .....	(C)	(D)	(D)	6	3	1	—	—	2	—	—	—	—	
<b>56</b>	<b>Admin, support, waste mgt, remediation services</b> .....	<b>1 116</b>	<b>2 235</b>	<b>10 249</b>	<b>23</b>	<b>12</b>	<b>2</b>	<b>3</b>	<b>2</b>	<b>2</b>	<b>1</b>	—	<b>1</b>	—	
561	Administrative & support services .....	(G)	(D)	(D)	22	12	2	2	2	2	1	—	1	—	
5613	Employment services .....	957	1 600	7 343	6	1	1	—	—	2	1	—	1	—	
56132	Temporary help services .....	(F)	(D)	(D)	4	—	—	—	—	2	1	—	1	—	
<b>61</b>	<b>Educational services</b> .....	<b>421</b>	<b>1 340</b>	<b>5 334</b>	<b>7</b>	<b>2</b>	<b>1</b>	—	<b>3</b>	—	—	<b>1</b>	—	—	
611	Educational services .....	421	1 340	5 334	7	2	1	—	3	—	—	1	—	—	
6113	Colleges, universities & professional schools .....	(E)	(D)	(D)	1	—	—	—	—	—	—	1	—	—	
61131	Colleges, universities & professional schools .....	(E)	(D)	(D)	1	—	—	—	—	—	—	1	—	—	
<b>62</b>	<b>Health care and social assistance</b> .....	<b>449</b>	<b>1 949</b>	<b>8 302</b>	<b>38</b>	<b>19</b>	<b>7</b>	<b>8</b>	<b>3</b>	—	<b>1</b>	—	—	—	
621	Ambulatory health care services .....	145	768	3 410	20	10	6	2	2	—	—	—	—	—	
623	Nursing & residential care facilities .....	222	933	3 811	5	1	1	1	1	—	1	—	—	—	
6231	Nursing care facilities .....	(C)	(D)	(D)	1	—	—	—	—	—	1	—	—	—	
62311	Nursing care facilities .....	(C)	(D)	(D)	1	—	—	—	—	—	1	—	—	—	
<b>71</b>	<b>Arts, entertainment &amp; recreation</b> .....	<b>(B)</b>	<b>(D)</b>	<b>(D)</b>	<b>5</b>	<b>2</b>	<b>1</b>	<b>2</b>	—	—	—	—	—	—	
<b>72</b>	<b>Accommodation &amp; food services</b> .....	<b>1 086</b>	<b>2 581</b>	<b>10 909</b>	<b>54</b>	<b>13</b>	<b>8</b>	<b>13</b>	<b>12</b>	<b>8</b>	—	—	—	—	
722	Food services & drinking places .....	1 004	2 391	9 421	43	6	8	10	11	8	—	—	—	—	
7221	Full-service restaurants .....	(E)	(D)	(D)	15	3	3	3	1	5	—	—	—	—	
72211	Full-service restaurants .....	(E)	(D)	(D)	15	3	3	3	1	5	—	—	—	—	
7222	Limited-service eating places .....	601	1 492	5 780	25	3	3	6	10	3	—	—	—	—	
72221	Limited-service eating places .....	601	1 492	5 780	25	3	3	6	10	3	—	—	—	—	
722211	Limited-service restaurants .....	490	1 073	4 408	21	2	2	6	9	2	—	—	—	—	

Note: Employment-size classes are indicated as follows: A—0 to 19; B—20 to 99; C—100 to 249; E—250 to 499; F—500 to 999; G—1,000 to 2,499; H—2,500 to 4,999; I—5,000 to 9,999; J—10,000 to 24,999; K—25,000 to 49,999; L—50,000 to 99,999; M—100,000 or more.

**Table 6. Counties—Employees, Payroll, and Establishments by Industry: 1999—Con.**

[Excludes most government employees, railroad employees, and self-employed persons. Size class 1 to 4 includes establishments with payroll, but no employees, during mid-March pay period. (D) denotes figures withheld to avoid disclosing data for individual companies; the data are included in broader industry totals. Detailed industries with 100 or more employees are shown if industry was not a (D). For explanation of terms, abbreviations, and data reliability/comparability, see introductory text]

NAICS code	Industry	Number of employees for week including March 12	Payroll (\$1,000)		Total number of establishments	Number of establishments by employment-size class								
			First quarter	Annual		1 to 4	5 to 9	10 to 19	20 to 49	50 to 99	100 to 249	250 to 499	500 to 999	1,000 or more
<b>BRISTOL (IC)—Con.</b>														
81	<b>Other services (except public administration)</b>	504	1 622	6 298	94	56	26	8	4	—	—	—	—	—
811	Repair & maintenance	112	580	2 217	26	20	5	—	1	—	—	—	—	—
813	Religious, grantmaking, civic, prof & like organizations	297	681	2 862	48	26	14	5	3	—	—	—	—	—
8131	Religious organizations	249	560	2 365	40	23	10	4	3	—	—	—	—	—
81311	Religious organizations	249	560	2 365	40	23	10	4	3	—	—	—	—	—
813110	Religious organizations	249	560	2 365	40	23	10	4	3	—	—	—	—	—
95	<b>Auxiliaries (exc corporate, subsidiary &amp; regional mgt)</b>	(E)	(D)	(D)	2	—	—	1	—	—	—	1	—	—
99	<b>Unclassified establishments</b>	8	10	162	14	14	—	—	—	—	—	—	—	—
<b>BUENA VISTA (IC)</b>														
	<b>Total</b>	2 139	11 530	46 098	119	64	26	10	9	5	4	1	—	—
11	<b>Forestry, fishing, hunting, and agriculture support</b>	(A)	(D)	(D)	2	1	—	1	—	—	—	—	—	—
22	<b>Utilities</b>	(B)	(D)	(D)	1	—	—	—	1	—	—	—	—	—
23	<b>Construction</b>	(B)	(D)	(D)	12	9	3	—	—	—	—	—	—	—
31-33	<b>Manufacturing</b>	1 053	7 588	29 927	10	2	—	2	3	2	1	—	—	—
333	Machinery mfg	(C)	(D)	(D)	2	1	—	—	—	—	1	—	—	—
3334	HVAC & commercial refrigeration equipment mfg	(C)	(D)	(D)	1	—	—	—	—	—	1	—	—	—
33341	HVAC & commercial refrigeration equipment mfg	(C)	(D)	(D)	1	—	—	—	—	—	1	—	—	—
336	Transportation equipment mfg	(E)	(D)	(D)	1	—	—	—	—	—	—	1	—	—
3363	Motor vehicle parts mfg	(E)	(D)	(D)	1	—	—	—	—	—	—	1	—	—
33635	MV transmission & power train parts mfg	(E)	(D)	(D)	1	—	—	—	—	—	—	1	—	—
339	Miscellaneous mfg	(C)	(D)	(D)	2	1	—	—	—	—	1	—	—	—
3399	Other miscellaneous mfg	(C)	(D)	(D)	1	—	—	—	—	—	1	—	—	—
33995	Sign mfg	(C)	(D)	(D)	1	—	—	—	—	—	1	—	—	—
42	<b>Wholesale trade</b>	(B)	(D)	(D)	1	—	—	—	1	—	—	—	—	—
44-45	<b>Retail trade</b>	222	886	3 668	27	14	8	3	1	1	—	—	—	—
51	<b>Information</b>	(A)	(D)	(D)	3	2	1	—	—	—	—	—	—	—
52	<b>Finance &amp; insurance</b>	16	99	368	4	2	2	—	—	—	—	—	—	—
53	<b>Real estate &amp; rental &amp; leasing</b>	16	51	235	4	2	2	—	—	—	—	—	—	—
54	<b>Professional, scientific &amp; technical services</b>	17	51	186	8	6	2	—	—	—	—	—	—	—
56	<b>Admin, support, waste mgt, remediation services</b>	(C)	(D)	(D)	3	1	—	—	1	1	—	—	—	—
561	Administrative & support services	(C)	(D)	(D)	3	1	—	—	1	1	—	—	—	—
61	<b>Educational services</b>	(C)	(D)	(D)	1	—	—	—	—	—	1	—	—	—
611	Educational services	(C)	(D)	(D)	1	—	—	—	—	—	1	—	—	—
6113	Colleges, universities & professional schools	(C)	(D)	(D)	1	—	—	—	—	—	1	—	—	—
61131	Colleges, universities & professional schools	(C)	(D)	(D)	1	—	—	—	—	—	1	—	—	—
62	<b>Health care and social assistance</b>	182	710	3 081	9	4	1	2	1	—	1	—	—	—
623	Nursing & residential care facilities	(C)	(D)	(D)	2	—	—	—	1	—	1	—	—	—
6231	Nursing care facilities	(C)	(D)	(D)	2	—	—	—	1	—	1	—	—	—
62311	Nursing care facilities	(C)	(D)	(D)	2	—	—	—	1	—	1	—	—	—
72	<b>Accommodation &amp; food services</b>	127	305	1 393	13	5	2	4	2	—	—	—	—	—
722	Food services & drinking places	(C)	(D)	(D)	11	3	2	4	2	—	—	—	—	—
81	<b>Other services (except public administration)</b>	65	151	641	20	15	5	—	—	—	—	—	—	—
99	<b>Unclassified establishments</b>	(A)	(D)	(D)	1	1	—	—	—	—	—	—	—	—
<b>CHARLOTTESVILLE (IC)</b>														
	<b>Total</b>	41 114	281 099	1 223 107	2 261	1 141	481	301	218	68	36	9	3	4
11	<b>Forestry, fishing, hunting, and agriculture support</b>	(A)	(D)	(D)	4	3	1	—	—	—	—	—	—	—
21	<b>Mining</b>	(A)	(D)	(D)	1	—	1	—	—	—	—	—	—	—
22	<b>Utilities</b>	(C)	(D)	(D)	1	—	—	—	—	—	1	—	—	—
221	Utilities	(C)	(D)	(D)	1	—	—	—	—	—	1	—	—	—
2211	Elec pwr generation, transmsn & distribution	(C)	(D)	(D)	1	—	—	—	—	—	1	—	—	—
22112	Electric pwr transmsn, control & distribution	(C)	(D)	(D)	1	—	—	—	—	—	1	—	—	—

Note: Employment-size classes are indicated as follows: A—0 to 19; B—20 to 99; C—100 to 249; E—250 to 499; F—500 to 999; G—1,000 to 2,499; H—2,500 to 4,999; I—5,000 to 9,999; J—10,000 to 24,999; K—25,000 to 49,999; L—50,000 to 99,999; M—100,000 or more.

**Table 6. Counties—Employees, Payroll, and Establishments by Industry: 1999—Con.**

[Excludes most government employees, railroad employees, and self-employed persons. Size class 1 to 4 includes establishments with payroll, but no employees, during mid-March pay period. (D) denotes figures withheld to avoid disclosing data for individual companies; the data are included in broader industry totals. Detailed industries with 100 or more employees are shown if industry was not a (D). For explanation of terms, abbreviations, and data reliability/comparability, see introductory text]

NAICS code	Industry	Number of employees for week including March 12	Payroll (\$1,000)		Total number of establishments	Number of establishments by employment-size class								
			First quarter	Annual		1 to 4	5 to 9	10 to 19	20 to 49	50 to 99	100 to 249	250 to 499	500 to 999	1,000 or more
<b>CHARLOTTEVILLE (IC)—Con.</b>														
<b>23</b>	<b>Construction</b>	<b>1 942</b>	<b>12 484</b>	<b>61 643</b>	<b>190</b>	<b>99</b>	<b>41</b>	<b>24</b>	<b>18</b>	<b>7</b>	<b>1</b>			
233	Building, developing & general contracting	542	3 420	17 880	69	40	16	6	4	3				
2332	Residential building construction	(E)	(D)	(D)	48	28	12	5	3					
23321	Single-family housing construction	270	1 584	8 215	46	26	12	5	3					
233210	Single-family housing construction	270	1 584	8 215	46	26	12	5	3					
2333	Nonresidential building construction	239	1 585	7 986	13	7	2		1	3				
23332	Commercial & institutional bldg construction	239	1 585	7 986	13	7	2		1	3				
233320	Commercial & institutional bldg construction	239	1 585	7 986	13	7	2		1	3				
234	Heavy construction	241	1 567	8 932	13	6	2	1	3	1				
2341	Highway, street, bridge & tunnel construction	148	994	5 971	5	1	1	1	1	1				
23411	Highway & street construction	148	994	5 971	5	1	1	1	1	1				
234110	Highway & street construction	148	994	5 971	5	1	1	1	1	1				
235	Special trade contractors	1 159	7 497	34 831	108	53	23	17	11	3	1			
2351	Plumbing, heating & AC contractor	393	2 391	10 841	27	8	8	5	4	2				
23511	Plumbing, heating & AC contractor	393	2 391	10 841	27	8	8	5	4	2				
235110	Plumbing, heating & AC contractor	393	2 391	10 841	27	8	8	5	4	2				
2353	Electrical contractors	194	1 638	6 767	8	4	3				1			
23531	Electrical contractors	194	1 638	6 767	8	4	3				1			
235310	Electrical contractors	194	1 638	6 767	8	4	3				1			
2354	Masonry, drywall, insulation, tile contractors	284	1 927	9 486	22	9	3	5	4	1				
23542	Drywall, acoustical & insulation contractors	187	1 258	6 180	9	1	2	2	3	1				
235420	Drywall, acoustical & insulation contractors	187	1 258	6 180	9	1	2	2	3	1				
<b>31-33</b>	<b>Manufacturing</b>	<b>5 079</b>	<b>57 062</b>	<b>225 414</b>	<b>70</b>	<b>22</b>	<b>16</b>	<b>12</b>	<b>8</b>	<b>5</b>	<b>3</b>	<b>1</b>	<b>2</b>	<b>1</b>
313	Textile mills	(C)	(D)	(D)	2	1					1			
3132	Fabric mills	(C)	(D)	(D)	1						1			
31321	Broadwoven fabric mills	(C)	(D)	(D)	1						1			
321	Wood product mfg	102	626	2 771	6	2	1		3					
323	Printing & related support activities	142	808	3 817	14	2	6	5	1					
3231	Printing & related support activities	142	808	3 817	14	2	6	5	1					
32311	Printing	(C)	(D)	(D)	13	2	5	5	1					
333	Machinery mfg	(C)	(D)	(D)	3	2				1				
334	Computer & electronic product mfg	2 096	24 168	104 452	9	1		3	1		1	1	2	
3342	Communications equipment mfg	(F)	(D)	(D)	2			1					1	
33421	Telephone apparatus mfg	(F)	(D)	(D)	1								1	
3345	Nav, measuring, medical, control instruments mfg	(F)	(D)	(D)	5	1		1	1		1		1	
33451	Nav, measuring, medical, control instruments mfg	(F)	(D)	(D)	5	1		1	1		1		1	
3346	Mfg & reproducing magnetic & optical media	(E)	(D)	(D)	1								1	
33461	Mfg & reproducing magnetic & optical media	(E)	(D)	(D)	1								1	
335	Electrical equip, appliance & component mfg	(G)	(D)	(D)	1									1
3353	Electrical equipment mfg	(G)	(D)	(D)	1									1
33531	Electrical equipment mfg	(G)	(D)	(D)	1									1
339	Miscellaneous mfg	325	2 888	11 702	11	4	3	1		2	1			
3391	Medical equipment & supplies mfg	115	1 251	5 055	5	2	1	1		1				
33911	Medical equipment & supplies mfg	115	1 251	5 055	5	2	1	1		1				
3399	Other miscellaneous mfg	210	1 637	6 647	6	2	2			1	1			
33999	All other misc mfg	(C)	(D)	(D)	3	1				1	1			
<b>42</b>	<b>Wholesale trade</b>	<b>1 040</b>	<b>8 012</b>	<b>36 113</b>	<b>89</b>	<b>48</b>	<b>14</b>	<b>9</b>	<b>14</b>	<b>3</b>	<b>1</b>			
421	Wholesale trade, durable goods	446	3 647	15 723	53	33	7	6	6	1				
4216	Electrical goods whlse	122	970	4 326	12	5	2	4	1					
422	Wholesale trade, nondurable goods	594	4 365	20 390	36	15	7	3	8	2	1			
4224	Grocery & related product whlse	198	1 211	5 862	11	4	2	1	3	1				
42249	Other grocery & related products whlse	106	639	3 151	7	3	1	1	1	1				
422490	Other grocery & related products whlse	106	639	3 151	7	3	1	1	1	1				
4227	Petroleum & petroleum products whlse	(C)	(D)	(D)	2	1					1			
42271	Petroleum bulk stations & terminals	(C)	(D)	(D)	1						1			
4228	Beer, wine, distilled alcoholic beverage whlse	115	878	3 826	4	1			2	1				
<b>44-45</b>	<b>Retail trade</b>	<b>4 713</b>	<b>20 718</b>	<b>87 519</b>	<b>378</b>	<b>163</b>	<b>98</b>	<b>69</b>	<b>33</b>	<b>8</b>	<b>6</b>	<b>1</b>		
441	Motor vehicle & parts dealers	460	3 217	13 716	24	6	6	4	5	3				
4411	Automobile dealers	284	2 307	9 966	8	2	1		2	3				
44111	New car dealers	254	2 108	9 022	4				1	3				
441110	New car dealers	254	2 108	9 022	4				1	3				
4413	Automotive parts, accessories & tire stores	(C)	(D)	(D)	15	4	4	4	3					
44131	Automotive parts, accessories & tire stores	146	728	2 964	13	4	3	3	3					
441310	Automotive parts, accessories & tire stores	146	728	2 964	13	4	3	3	3					
442	Furniture & home furnishing stores	213	996	4 268	28	12	7	8	1					
4422	Home furnishings stores	119	470	1 875	16	7	5	3	1					
44229	Other home furnishings stores	(C)	(D)	(D)	14	6	4	3	1					
443	Electronics & appliance stores	121	629	2 621	17	7	6	3	1					
4431	Electronics & appliance stores	121	629	2 621	17	7	6	3	1					
444	Bldg material & garden equip & supp dealers	286	1 895	8 369	23	5	7	4	7					
4441	Building material & supplies dealers	190	1 376	6 119	17	5	5	3	4					
44419	Other building material dealers	142	1 110	5 015	13	5	3	2	3					
444190	Other building material dealers	142	1 110	5 015	13	5	3	2	3					

Note: Employment-size classes are indicated as follows: A—0 to 19; B—20 to 99; C—100 to 249; E—250 to 499; F—500 to 999; G—1,000 to 2,499; H—2,500 to 4,999; I—5,000 to 9,999; J—10,000 to 24,999; K—25,000 to 49,999; L—50,000 to 99,999; M—100,000 or more.

**Table 6. Counties—Employees, Payroll, and Establishments by Industry: 1999—Con.**

[Excludes most government employees, railroad employees, and self-employed persons. Size class 1 to 4 includes establishments with payroll, but no employees, during mid-March pay period. (D) denotes figures withheld to avoid disclosing data for individual companies; the data are included in broader industry totals. Detailed industries with 100 or more employees are shown if industry was not a (D). For explanation of terms, abbreviations, and data reliability/comparability, see introductory text]

NAICS code	Industry	Number of employees for week including March 12	Payroll (\$1,000)		Total number of establishments	Number of establishments by employment-size class									
			First quarter	Annual		1 to 4	5 to 9	10 to 19	20 to 49	50 to 99	100 to 249	250 to 499	500 to 999	1,000 or more	
<b>CHARLOTTEVILLE (IC)—Con.</b>															
<b>44-45 Retail trade—Con.</b>															
445	Food & beverage stores .....	1 248	4 060	16 519	42	17	10	2	5	4	4	—	—	—	
4451	Grocery stores .....	1 164	3 828	15 437	30	10	8	—	4	4	4	—	—	—	
44511	Grocery (except convenience) stores .....	1 089	3 603	14 468	15	2	2	—	3	4	4	—	—	—	
445110	Grocery (except convenience) stores .....	1 089	3 603	14 468	15	2	2	—	3	4	4	—	—	—	
446	Health & personal care stores .....	251	1 113	4 514	28	12	5	9	2	—	—	—	—	—	
4461	Health & personal care stores .....	251	1 113	4 514	28	12	5	9	2	—	—	—	—	—	
44619	Other health & personal care stores .....	100	511	1 984	10	6	1	1	2	—	—	—	—	—	
447	Gasoline stations .....	171	635	3 014	22	9	3	10	—	—	—	—	—	—	
4471	Gasoline stations .....	171	635	3 014	22	9	3	10	—	—	—	—	—	—	
44711	Gasoline stations with convenience stores .....	129	450	2 098	16	7	1	8	—	—	—	—	—	—	
447110	Gasoline stations with convenience stores .....	129	450	2 098	16	7	1	8	—	—	—	—	—	—	
448	Clothing & clothing accessories stores .....	589	1 711	7 807	76	25	29	18	4	—	—	—	—	—	
4481	Clothing stores .....	447	1 206	5 384	52	15	18	16	3	—	—	—	—	—	
44812	Women's clothing stores .....	223	660	3 003	24	5	9	8	2	—	—	—	—	—	
448120	Women's clothing stores .....	223	660	3 003	24	5	9	8	2	—	—	—	—	—	
44814	Family clothing stores .....	102	192	922	8	3	1	3	1	—	—	—	—	—	
448140	Family clothing stores .....	102	192	922	8	3	1	3	1	—	—	—	—	—	
451	Sporting goods, hobby, book & music stores .....	280	737	2 921	32	17	9	1	4	1	—	—	—	—	
4511	Sporting goods, hobby, musical instrument stores .....	168	434	1 860	19	11	4	—	4	—	—	—	—	—	
4512	Book, periodical & music stores .....	112	303	1 061	13	6	5	1	—	1	—	—	—	—	
45121	Book stores & news dealers .....	100	257	874	9	3	4	1	—	1	—	—	—	—	
451211	Book stores .....	100	257	874	9	3	4	1	—	1	—	—	—	—	
452	General merchandise stores .....	300	967	4 437	7	3	1	1	—	—	2	—	—	—	
4521	Department stores .....	(E)	(D)	(D)	2	—	—	—	—	—	2	—	—	—	
45211	Department stores .....	(E)	(D)	(D)	2	—	—	—	—	—	2	—	—	—	
453	Miscellaneous store retailers .....	322	1 107	4 682	62	41	11	7	3	—	—	—	—	—	
4532	Office supplies, stationery & gift stores .....	166	530	2 335	25	17	3	3	2	—	—	—	—	—	
454	Nonstore retailers .....	472	3 651	14 651	17	9	4	2	1	—	—	1	—	—	
4541	Electronic shopping & mail-order houses .....	(E)	(D)	(D)	5	3	1	—	—	—	—	1	—	—	
45411	Electronic shopping & mail-order houses .....	(E)	(D)	(D)	5	3	1	—	—	—	—	1	—	—	
<b>48-49 Transportation &amp; warehousing .....</b>															
481	Air transportation .....	(C)	(D)	(D)	2	—	1	—	—	—	1	—	—	—	
4811	Scheduled air transportation .....	(C)	(D)	(D)	2	—	1	—	—	—	1	—	—	—	
48111	Scheduled air transportation .....	(C)	(D)	(D)	2	—	1	—	—	—	1	—	—	—	
484	Truck transportation .....	144	435	2 208	17	10	2	3	2	—	—	—	—	—	
4842	Specialized freight trucking .....	137	411	2 049	13	6	2	3	2	—	—	—	—	—	
<b>51</b>	<b>Information .....</b>	<b>2 287</b>	<b>19 822</b>	<b>86 923</b>	<b>73</b>	<b>36</b>	<b>7</b>	<b>8</b>	<b>14</b>	<b>4</b>	<b>3</b>	—	<b>1</b>	—	
511	Publishing industries .....	1 273	10 942	47 991	20	5	4	1	6	2	1	—	1	—	
5111	Newspaper, periodical, book, database publishers .....	1 220	10 422	45 703	15	3	3	1	4	2	1	—	1	—	
51111	Newspaper publishers .....	(C)	(D)	(D)	4	—	1	—	2	—	1	—	—	—	
51112	Periodical publishers .....	149	1 090	5 025	6	1	2	1	—	2	—	—	—	—	
511120	Periodical publishers .....	149	1 090	5 025	6	1	2	1	—	2	—	—	—	—	
51113	Book publishers .....	(F)	(D)	(D)	3	1	—	—	1	—	—	—	1	—	
513	Broadcasting & telecommunications .....	(F)	(D)	(D)	34	19	—	4	8	2	1	—	—	—	
5131	Radio & television broadcasting .....	(C)	(D)	(D)	5	—	—	2	2	1	—	—	—	—	
5133	Telecommunications .....	431	4 594	20 731	25	18	—	1	4	1	1	—	—	—	
51331	Wired telecommunications carriers .....	(E)	(D)	(D)	21	15	—	1	3	1	1	—	—	—	
514	Information & data processing services .....	(E)	(D)	(D)	7	6	—	—	—	—	1	—	—	—	
5141	Information services .....	(E)	(D)	(D)	5	4	—	—	—	—	1	—	—	—	
51419	Other information services .....	(E)	(D)	(D)	4	3	—	—	—	—	1	—	—	—	
<b>52 Finance &amp; insurance .....</b>															
522	Credit intermediation & related activities .....	1 026	8 426	33 115	82	33	30	12	3	2	2	—	—	—	
5221	Depository credit intermediation .....	(F)	(D)	(D)	49	12	20	10	3	2	2	—	—	—	
52211	Commercial banking .....	782	6 514	24 760	41	9	19	8	1	2	2	—	—	—	
522110	Commercial banking .....	782	6 514	24 760	41	9	19	8	1	2	2	—	—	—	
52213	Credit unions .....	(C)	(D)	(D)	8	3	1	2	2	—	—	—	—	—	
5222	Nondepository credit intermediation .....	119	1 286	5 454	28	18	9	1	—	—	—	—	—	—	
523	Security, commodity contracts & like activity .....	(E)	(D)	(D)	30	14	7	6	2	1	—	—	—	—	
5231	Scrtcy & comdty contracts intermed & brokerage .....	(C)	(D)	(D)	18	7	5	3	2	1	—	—	—	—	
52312	Securities brokerage .....	196	3 065	11 602	17	6	5	3	2	1	—	—	—	—	
523120	Securities brokerage .....	196	3 065	11 602	17	6	5	3	2	1	—	—	—	—	
524	Insurance carriers & related activities .....	2 963	30 491	128 123	61	43	8	5	2	—	1	1	—	1	
5241	Insurance carriers .....	(H)	(D)	(D)	13	6	1	2	1	—	1	1	—	1	
52411	Direct life, health, medical insurance carriers .....	(C)	(D)	(D)	5	3	1	—	—	—	1	—	—	—	
52412	Other direct insurance carriers .....	(H)	(D)	(D)	8	3	—	2	1	—	—	—	—	—	
5242	Agencies & other insurance related activities .....	(C)	(D)	(D)	48	37	7	3	1	—	—	—	—	—	
52421	Insurance agencies & brokerages .....	(C)	(D)	(D)	46	35	7	3	1	—	—	—	—	—	

Note: Employment-size classes are indicated as follows: A—0 to 19; B—20 to 99; C—100 to 249; E—250 to 499; F—500 to 2,499; H—2,500 to 4,999; I—5,000 to 9,999; J—10,000 to 24,999; K—25,000 to 49,999; L—50,000 to 99,999; M—100,000 or more.

**Table 6. Counties—Employees, Payroll, and Establishments by Industry: 1999—Con.**

[Excludes most government employees, railroad employees, and self-employed persons. Size class 1 to 4 includes establishments with payroll, but no employees, during mid-March pay period. (D) denotes figures withheld to avoid disclosing data for individual companies; the data are included in broader industry totals. Detailed industries with 100 or more employees are shown if industry was not a (D). For explanation of terms, abbreviations, and data reliability/comparability, see introductory text]

NAICS code	Industry	Number of employees for week including March 12	Payroll (\$1,000)		Total number of establishments	Number of establishments by employment-size class								
			First quarter	Annual		1 to 4	5 to 9	10 to 19	20 to 49	50 to 99	100 to 249	250 to 499	500 to 999	1,000 or more
<b>CHARLOTTEVILLE (IC)—Con.</b>														
<b>53</b>	<b>Real estate &amp; rental &amp; leasing</b>	<b>464</b>	<b>2 479</b>	<b>11 388</b>	<b>98</b>	<b>61</b>	<b>27</b>	<b>7</b>	<b>2</b>	<b>1</b>	—	—	—	—
531	Real estate	330	1 823	8 540	80	55	20	3	1	1	—	—	—	—
5311	Lessors of real estate	114	642	2 993	34	27	4	2	1	—	—	—	—	—
5312	Offices of real estate agents & brokers	133	630	2 891	27	20	6	—	—	1	—	—	—	—
53121	Offices of real estate agents & brokers	133	630	2 891	27	20	6	—	—	1	—	—	—	—
531210	Offices of real estate agents & brokers	133	630	2 891	27	20	6	—	—	1	—	—	—	—
532	Rental & leasing services	(C)	(D)	(D)	17	5	7	4	1	—	—	—	—	—
<b>54</b>	<b>Professional, scientific &amp; technical services</b>	<b>2 243</b>	<b>17 482</b>	<b>84 885</b>	<b>267</b>	<b>177</b>	<b>41</b>	<b>27</b>	<b>14</b>	<b>5</b>	<b>2</b>	<b>1</b>	—	—
541	Professional, scientific & technical services	2 243	17 482	84 885	267	177	41	27	14	5	2	1	—	—
5411	Legal services	470	4 033	19 183	69	45	12	6	4	2	—	—	—	—
54111	Offices of lawyers	(E)	(D)	(D)	68	44	12	6	4	2	—	—	—	—
5412	Accounting, tax prep, bookkeep, payroll services	413	1 856	7 020	32	22	4	1	2	2	1	—	—	—
54121	Accounting, tax prep, bookkeep, payroll services	413	1 856	7 020	32	22	4	1	2	2	1	—	—	—
541211	Offices of certified public accountants	185	1 171	5 358	23	16	3	1	2	1	—	—	—	—
5413	Architectural, engineering & related services	373	3 385	17 906	60	39	11	8	1	1	—	—	—	—
54131	Architectural services	140	1 066	5 508	27	18	4	4	1	—	—	—	—	—
541310	Architectural services	140	1 066	5 508	27	18	4	4	1	—	—	—	—	—
54133	Engineering services	161	1 931	10 117	15	8	4	2	—	1	—	—	—	—
541330	Engineering services	161	1 931	10 117	15	8	4	2	—	1	—	—	—	—
5415	Computer systems design & related services	172	1 727	11 021	31	22	4	3	2	—	—	—	—	—
54151	Computer systems design & related services	172	1 727	11 021	31	22	4	3	2	—	—	—	—	—
541511	Custom computer programming services	103	1 163	7 715	18	14	1	2	1	—	—	—	—	—
5416	Management, sci & tech consulting services	414	4 509	19 812	19	13	2	1	2	—	—	1	—	—
54169	Oth scientific & technical consulting services	(E)	(D)	(D)	5	1	2	—	1	—	—	1	—	—
5419	Oth professional, scientific, technical services	245	918	4 538	23	16	—	4	2	—	1	—	—	—
54191	Marketing research & public opinion polling	153	586	2 845	3	1	—	—	1	—	1	—	—	—
541910	Marketing research & public opinion polling	153	586	2 845	3	1	—	—	1	—	1	—	—	—
<b>55</b>	<b>Management of companies &amp; enterprises</b>	<b>184</b>	<b>1 673</b>	<b>7 212</b>	<b>16</b>	<b>7</b>	<b>2</b>	<b>3</b>	<b>4</b>	—	—	—	—	—
551	Management of companies & enterprises	184	1 673	7 212	16	7	2	3	4	—	—	—	—	—
5511	Management of companies & enterprises	184	1 673	7 212	16	7	2	3	4	—	—	—	—	—
55111	Management of companies & enterprises	184	1 673	7 212	16	7	2	3	4	—	—	—	—	—
<b>56</b>	<b>Admin, support, waste mgt, remediation services</b>	<b>2 128</b>	<b>7 868</b>	<b>34 211</b>	<b>94</b>	<b>41</b>	<b>20</b>	<b>18</b>	<b>7</b>	<b>3</b>	<b>2</b>	<b>3</b>	—	—
561	Administrative & support services	(G)	(D)	(D)	92	39	20	18	7	3	2	3	—	—
5613	Employment services	811	2 635	10 707	8	—	2	—	2	1	2	1	—	—
56132	Temporary help services	(F)	(D)	(D)	7	—	1	—	2	1	2	1	—	—
5614	Business support services	183	567	2 536	14	6	3	2	2	1	—	—	—	—
56142	Telephone call centers	105	195	908	5	1	2	1	—	1	—	—	—	—
5615	Travel arrangement & reservation services	409	1 779	8 088	13	6	4	2	—	—	—	1	—	—
56152	Tour operators	(E)	(D)	(D)	2	—	1	—	—	—	—	1	—	—
5617	Services to buildings & dwellings	609	2 001	9 309	37	17	5	10	3	1	—	1	—	—
56172	Janitorial services	425	1 135	5 084	18	10	1	5	1	—	—	1	—	—
561720	Janitorial services	425	1 135	5 084	18	10	1	5	1	—	—	1	—	—
56173	Landscaping services	118	511	2 527	11	5	1	3	1	1	—	—	—	—
561730	Landscaping services	118	511	2 527	11	5	1	3	1	1	—	—	—	—
<b>61</b>	<b>Educational services</b>	<b>646</b>	<b>3 023</b>	<b>13 425</b>	<b>37</b>	<b>18</b>	<b>5</b>	<b>7</b>	<b>4</b>	<b>1</b>	<b>2</b>	—	—	—
611	Educational services	646	3 023	13 425	37	18	5	7	4	1	2	—	—	—
6111	Elementary & secondary schools	258	1 491	6 207	10	2	3	4	—	—	1	—	—	—
61111	Elementary & secondary schools	258	1 491	6 207	10	2	3	4	—	—	1	—	—	—
611110	Elementary & secondary schools	258	1 491	6 207	10	2	3	4	—	—	1	—	—	—
6113	Colleges, universities & professional schools	(C)	(D)	(D)	1	—	—	—	—	—	1	—	—	—
61131	Colleges, universities & professional schools	(C)	(D)	(D)	1	—	—	—	—	—	1	—	—	—
<b>62</b>	<b>Health care and social assistance</b>	<b>9 289</b>	<b>61 681</b>	<b>284 124</b>	<b>212</b>	<b>103</b>	<b>51</b>	<b>27</b>	<b>17</b>	<b>3</b>	<b>7</b>	<b>2</b>	—	<b>2</b>
621	Ambulatory health care services	1 760	13 627	79 965	151	85	40	15	7	1	1	2	—	—
6211	Offices of physicians	862	6 901	38 764	77	48	19	5	3	—	1	1	—	—
62111	Offices of physicians	862	6 901	38 764	77	48	19	5	3	—	1	1	—	—
621111	Offices of physicians (exc mental health)	841	6 647	37 354	69	42	18	4	3	—	1	1	—	—
6212	Offices of dentists	166	1 338	6 903	27	12	10	4	1	—	—	—	—	—
62121	Offices of dentists	166	1 338	6 903	27	12	10	4	1	—	—	—	—	—
621210	Offices of dentists	166	1 338	6 903	27	12	10	4	1	—	—	—	—	—
6213	Offices of other health practitioners	101	592	2 492	27	20	4	3	—	—	—	—	—	—
6214	Outpatient care centers	478	3 941	28 079	10	2	4	2	—	1	—	1	—	—
62149	Other outpatient care centers	(E)	(D)	(D)	7	1	3	1	—	1	—	1	—	—
6219	Other ambulatory health care services	130	776	3 423	6	1	2	—	3	—	—	—	—	—
62199	All other ambulatory health care services	(C)	(D)	(D)	5	—	2	—	3	—	—	—	—	—
622	Hospitals	(I)	(D)	(D)	4	—	—	—	1	—	1	—	—	—
6221	General medical & surgical hospitals	(I)	(D)	(D)	2	—	—	—	—	—	—	—	—	2
62211	General medical & surgical hospitals	(I)	(D)	(D)	2	—	—	—	—	—	—	—	—	2
6222	Psychiatric & substance abuse hospitals	(C)	(D)	(D)	2	—	—	—	1	—	1	—	—	—
62221	Psychiatric & substance abuse hospitals	(C)	(D)	(D)	2	—	—	—	1	—	1	—	—	—

Note: Employment-size classes are indicated as follows: A—0 to 19; B—20 to 99; C—100 to 249; E—250 to 499; F—500 to 999; G—1,000 to 2,499; H—2,500 to 4,999; I—5,000 to 9,999; J—10,000 to 24,999; K—25,000 to 49,999; L—50,000 to 99,999; M—100,000 or more.

**Table 6. Counties—Employees, Payroll, and Establishments by Industry: 1999—Con.**

[Excludes most government employees, railroad employees, and self-employed persons. Size class 1 to 4 includes establishments with payroll, but no employees, during mid-March pay period. (D) denotes figures withheld to avoid disclosing data for individual companies; the data are included in broader industry totals. Detailed industries with 100 or more employees are shown if industry was not a (D). For explanation of terms, abbreviations, and data reliability/comparability, see introductory text]

NAICS code	Industry	Number of employees for week including March 12	Payroll (\$1,000)		Total number of establishments	Number of establishments by employment-size class								
			First quarter	Annual		1 to 4	5 to 9	10 to 19	20 to 49	50 to 99	100 to 249	250 to 499	500 to 999	1,000 or more
<b>CHARLOTTEVILLE (IC)—Con.</b>														
<b>62</b>	<b>Health care and social assistance—Con.</b>													
623	Nursing & residential care facilities .....	601	2 296	10 254	13	2	1	2	4	1	3	—	—	—
6231	Nursing care facilities .....	459	1 928	8 631	4	—	—	—	—	1	3	—	—	—
62311	Nursing care facilities .....	459	1 928	8 631	4	—	—	—	—	1	3	—	—	—
623110	Nursing care facilities .....	459	1 928	8 631	4	—	—	—	—	1	3	—	—	—
6233	Community care facilities for the elderly .....	132	335	1 387	6	—	—	2	4	—	—	—	—	—
62331	Community care facilities for the elderly .....	132	335	1 387	6	—	—	2	4	—	—	—	—	—
623312	Homes for the elderly .....	132	335	1 387	6	—	—	2	4	—	—	—	—	—
624	Social assistance .....	(F)	(D)	(D)	44	16	10	10	5	1	2	—	—	—
6241	Individual & family services .....	(C)	(D)	(D)	19	5	6	6	2	—	—	—	—	—
6243	Vocational rehabilitation services .....	(C)	(D)	(D)	4	1	1	—	1	—	1	—	—	—
62431	Vocational rehabilitation services .....	(C)	(D)	(D)	4	1	1	—	1	—	1	—	—	—
6244	Child day care services .....	(E)	(D)	(D)	19	9	2	4	2	1	1	—	—	—
62441	Child day care services .....	(E)	(D)	(D)	19	9	2	4	2	1	1	—	—	—
<b>71</b>	<b>Arts, entertainment &amp; recreation .....</b>	<b>362</b>	<b>2 242</b>	<b>11 036</b>	<b>27</b>	<b>15</b>	<b>4</b>	<b>1</b>	<b>5</b>	<b>2</b>	<b>—</b>	<b>—</b>	<b>—</b>	<b>—</b>
713	Amusement, gambling & recreation industries ....	(E)	(D)	(D)	13	7	—	—	5	1	—	—	—	—
7139	Other amusement & recreation industries .....	(C)	(D)	(D)	12	7	—	—	5	—	—	—	—	—
71394	Fitness & recreational sports centers .....	104	198	913	5	2	—	—	3	—	—	—	—	—
713940	Fitness & recreational sports centers .....	104	198	913	5	2	—	—	3	—	—	—	—	—
<b>72</b>	<b>Accommodation &amp; food services .....</b>	<b>4 142</b>	<b>10 189</b>	<b>45 569</b>	<b>214</b>	<b>66</b>	<b>38</b>	<b>36</b>	<b>53</b>	<b>17</b>	<b>4</b>	<b>—</b>	<b>—</b>	<b>—</b>
721	Accommodation .....	527	1 584	7 416	29	16	2	2	7	1	1	—	—	—
7211	Traveler accommodation .....	(F)	(D)	(D)	18	5	2	2	7	1	1	—	—	—
72111	Hotels (exc casino hotels) & motels .....	500	1 501	7 078	17	5	2	1	7	1	1	—	—	—
721110	Hotels (exc casino hotels) & motels .....	500	1 501	7 078	17	5	2	1	7	1	1	—	—	—
722	Food services & drinking places .....	3 615	8 605	38 153	185	50	36	34	46	16	3	—	—	—
7221	Full-service restaurants .....	1 542	3 625	17 063	82	26	18	12	17	7	2	—	—	—
72211	Full-service restaurants .....	1 542	3 625	17 063	82	26	18	12	17	7	2	—	—	—
722110	Full-service restaurants .....	1 542	3 625	17 063	82	26	18	12	17	7	2	—	—	—
7222	Limited-service eating places .....	1 215	2 860	12 568	66	13	12	15	22	4	—	—	—	—
72221	Limited-service eating places .....	1 215	2 860	12 568	66	13	12	15	22	4	—	—	—	—
722211	Limited-service restaurants .....	1 046	2 423	10 627	54	9	8	13	21	3	—	—	—	—
722213	Snack & nonalcoholic beverage bars .....	169	437	1 941	12	4	4	2	1	1	—	—	—	—
7223	Special food services .....	815	2 036	8 103	33	10	5	6	6	5	1	—	—	—
72231	Food service contractors .....	766	1 935	7 369	27	6	5	5	5	5	1	—	—	—
722310	Food service contractors .....	766	1 935	7 369	27	6	5	5	5	5	1	—	—	—
<b>81</b>	<b>Other services (except public administration) .....</b>	<b>1 667</b>	<b>7 287</b>	<b>32 143</b>	<b>241</b>	<b>140</b>	<b>61</b>	<b>22</b>	<b>13</b>	<b>5</b>	<b>—</b>	<b>—</b>	<b>—</b>	<b>—</b>
811	Repair & maintenance .....	340	1 920	9 444	76	50	20	3	3	—	—	—	—	—
8111	Automotive repair & maintenance .....	254	1 469	7 418	45	25	14	3	3	—	—	—	—	—
81111	Automotive mechanical & electrical R&M .....	176	1 043	4 724	34	18	13	2	1	—	—	—	—	—
811111	General automotive repair .....	129	778	3 448	26	14	10	2	—	—	—	—	—	—
812	Personal & laundry services .....	486	1 806	7 922	66	33	19	8	5	1	—	—	—	—
8121	Personal care services .....	219	785	3 462	36	24	8	2	1	1	—	—	—	—
81211	Hair, nail & skin care services .....	197	745	3 291	32	22	7	1	1	1	—	—	—	—
8123	Drycleaning & laundry services .....	117	478	2 009	13	6	2	2	3	—	—	—	—	—
8129	Other personal services .....	121	414	1 905	13	2	6	4	1	—	—	—	—	—
813	Religious, grantmaking, civic, prof & like organizations .....	841	3 561	14 777	99	57	22	11	5	4	—	—	—	—
8131	Religious organizations .....	624	2 029	7 966	63	34	16	6	3	4	—	—	—	—
81311	Religious organizations .....	624	2 029	7 966	63	34	16	6	3	4	—	—	—	—
813110	Religious organizations .....	624	2 029	7 966	63	34	16	6	3	4	—	—	—	—
<b>95</b>	<b>Auxiliaries (exc corporate, subsidiary &amp; regional mgt) .....</b>	<b>116</b>	<b>856</b>	<b>3 701</b>	<b>8</b>	<b>2</b>	<b>1</b>	<b>2</b>	<b>3</b>	<b>—</b>	<b>—</b>	<b>—</b>	<b>—</b>	<b>—</b>
<b>99</b>	<b>Unclassified establishments .....</b>	<b>95</b>	<b>513</b>	<b>2 837</b>	<b>35</b>	<b>33</b>	<b>1</b>	<b>—</b>	<b>—</b>	<b>1</b>	<b>—</b>	<b>—</b>	<b>—</b>	<b>—</b>
<b>CHESAPEAKE (IC)</b>														
	<b>Total .....</b>	<b>70 784</b>	<b>379 217</b>	<b>1 686 643</b>	<b>4 450</b>	<b>2 082</b>	<b>931</b>	<b>687</b>	<b>470</b>	<b>153</b>	<b>105</b>	<b>15</b>	<b>6</b>	<b>1</b>
<b>11</b>	<b>Forestry, fishing, hunting, and agriculture support .....</b>	<b>9</b>	<b>18</b>	<b>37</b>	<b>3</b>	<b>2</b>	<b>1</b>	<b>—</b>	<b>—</b>	<b>—</b>	<b>—</b>	<b>—</b>	<b>—</b>	<b>—</b>
<b>21</b>	<b>Mining .....</b>	<b>(A)</b>	<b>(D)</b>	<b>(D)</b>	<b>3</b>	<b>2</b>	<b>1</b>	<b>—</b>	<b>—</b>	<b>—</b>	<b>—</b>	<b>—</b>	<b>—</b>	<b>—</b>
<b>22</b>	<b>Utilities .....</b>	<b>(E)</b>	<b>(D)</b>	<b>(D)</b>	<b>8</b>	<b>3</b>	<b>1</b>	<b>2</b>	<b>—</b>	<b>1</b>	<b>1</b>	<b>—</b>	<b>—</b>	<b>—</b>
221	Utilities .....	(E)	(D)	(D)	8	3	1	2	—	1	1	—	—	—
2211	Elec pwr generation, transmsn & distribution ...	(C)	(D)	(D)	5	2	—	1	—	1	1	—	—	—
22112	Electric pwr transmsn, control & distribution ..	(C)	(D)	(D)	4	2	—	—	—	1	1	—	—	—

Note: Employment-size classes are indicated as follows: A—0 to 19; B—20 to 99; C—100 to 249; E—250 to 499; F—500 to 999; G—1,000 to 2,499; H—2,500 to 4,999; I—5,000 to 9,999; J—10,000 to 24,999; K—25,000 to 49,999; L—50,000 to 99,999; M—100,000 or more.

**Table 6. Counties—Employees, Payroll, and Establishments by Industry: 1999—Con.**

[Excludes most government employees, railroad employees, and self-employed persons. Size class 1 to 4 includes establishments with payroll, but no employees, during mid-March pay period. (D) denotes figures withheld to avoid disclosing data for individual companies; the data are included in broader industry totals. Detailed industries with 100 or more employees are shown if industry was not a (D). For explanation of terms, abbreviations, and data reliability/comparability, see introductory text]

NAICS code	Industry	Number of employees for week including March 12	Payroll (\$1,000)		Total number of establishments	Number of establishments by employment-size class								
			First quarter	Annual		1 to 4	5 to 9	10 to 19	20 to 49	50 to 99	100 to 249	250 to 499	500 to 999	1,000 or more
<b>CHESAPEAKE (IC)—Con.</b>														
<b>23</b>	<b>Construction</b>	<b>9 558</b>	<b>60 117</b>	<b>281 801</b>	<b>714</b>	<b>371</b>	<b>139</b>	<b>89</b>	<b>75</b>	<b>24</b>	<b>14</b>	<b>2</b>		
233	Building, developing & general contracting	1 552	11 792	53 592	175	104	35	15	16	3	2			
2332	Residential building construction	779	4 650	21 644	129	82	27	10	9	1				
23321	Single-family housing construction	750	4 478	20 951	122	79	23	10	9	1				
233210	Single-family housing construction	750	4 478	20 951	122	79	23	10	9	1				
2333	Nonresidential building construction	763	7 025	31 309	42	19	7	5	7	2	2			
23332	Commercial & institutional bldg construction	736	6 817	30 211	37	15	7	5	6	2	2			
233320	Commercial & institutional bldg construction	736	6 817	30 211	37	15	7	5	6	2	2			
234	Heavy construction	1 841	13 830	65 292	55	18	13	5	9	3	7			
2341	Highway, street, bridge & tunnel construction	408	2 857	13 693	13	3	6		2		2			
23411	Highway & street construction	(C)	(D)	(D)	10	2	6		1		1			
23412	Bridge & tunnel construction	(C)	(D)	(D)	3	1			1		1			
2349	Other heavy construction	1 433	10 973	51 599	42	15	7	5	7	3	5			
23491	Water, sewer & pipeline construction	609	3 514	18 584	14	4	1	2	4	1	2			
234910	Water, sewer & pipeline construction	609	3 514	18 584	14	4	1	2	4	1	2			
23492	Pwr, communication transmnsn line construction	(E)	(D)	(D)	5	1	2		1		1			
23499	All other heavy construction	546	5 211	23 741	21	9	4	2	2	2	2			
234990	All other heavy construction	546	5 211	23 741	21	9	4	2	2	2	2			
235	Special trade contractors	6 165	34 495	162 917	484	249	91	69	50	18	5	2		
2351	Plumbing, heating & AC contractor	1 623	10 143	47 046	98	45	17	15	15	5	1			
23511	Plumbing, heating & AC contractor	1 623	10 143	47 046	98	45	17	15	15	5	1			
235110	Plumbing, heating & AC contractor	1 623	10 143	47 046	98	45	17	15	15	5	1			
2352	Painting & wall covering contractors	271	1 119	5 732	40	25	4	7	4					
23521	Painting & wall covering contractors	271	1 119	5 732	40	25	4	7	4					
235210	Painting & wall covering contractors	271	1 119	5 732	40	25	4	7	4					
2353	Electrical contractors	1 046	6 316	28 561	73	36	10	15	7	3	2			
23531	Electrical contractors	1 046	6 316	28 561	73	36	10	15	7	3	2			
235310	Electrical contractors	1 046	6 316	28 561	73	36	10	15	7	3	2			
2354	Masonry, drywall, insulation, tile contractors	937	4 267	20 388	70	33	17	12	2	4	2			
23541	Masonry & stone contractors	404	1 916	9 274	34	18	8	5	1	1	1			
235410	Masonry & stone contractors	404	1 916	9 274	34	18	8	5	1	1	1			
23542	Drywall, acoustical & insulation contractors	510	2 212	10 556	31	12	8	6	1	3	1			
235420	Drywall, acoustical & insulation contractors	510	2 212	10 556	31	12	8	6	1	3	1			
2355	Carpentry & floor contractors	377	1 644	7 936	71	42	17	11	1					
23551	Carpentry contractors	298	1 300	6 616	56	33	14	8	1					
235510	Carpentry contractors	298	1 300	6 616	56	33	14	8	1					
2356	Roofing, siding, & sheet metal contractors	549	2 904	13 194	34	19	6	2	4	2	1			
23561	Roofing, siding, & sheet metal contractors	549	2 904	13 194	34	19	6	2	4	2	1			
235610	Roofing, siding, & sheet metal contractors	549	2 904	13 194	34	19	6	2	4	2	1			
2357	Concrete contractors	343	2 013	10 628	32	15	8	2	6	1				
23571	Concrete contractors	343	2 013	10 628	32	15	8	2	6	1				
235710	Concrete contractors	343	2 013	10 628	32	15	8	2	6	1				
2359	Other special trade contractors	1 012	6 069	29 311	63	31	12	5	11	3	1			
23594	Wrecking & demolition contractors	(C)	(D)	(D)	2				2					
23595	Bldg equip & oth mach installation contractor	111	990	5 203	5	1			4					
235950	Bldg equip & oth mach installation contractor	111	990	5 203	5	1			4					
23599	All other special trade contractors	516	3 075	14 439	34	18	9	3	3		1			
235990	All other special trade contractors	516	3 075	14 439	34	18	9	3	3		1			
<b>31-33</b>	<b>Manufacturing</b>	<b>4 394</b>	<b>39 637</b>	<b>173 089</b>	<b>142</b>	<b>49</b>	<b>23</b>	<b>25</b>	<b>24</b>	<b>9</b>	<b>9</b>	<b>3</b>		
311	Food mfg	109	657	2 818	7	3	1	1	1	1				
321	Wood product mfg	247	1 829	7 055	8	3	2	1		1	1			
3212	Veneer, plywood & engineered wood product mfg	(C)	(D)	(D)	3	1				1	1			
32121	Veneer, plywood & engineered wood product mfg	(C)	(D)	(D)	3	1				1	1			
322	Paper mfg	289	2 848	11 668	4	1				1	2			
3221	Pulp, paper & paperboard mills	(C)	(D)	(D)	1					1				
32212	Paper mills	(C)	(D)	(D)	1					1				
3222	Converted paper product mfg	(C)	(D)	(D)	3	1				1	1			
32221	Paperboard container mfg	(C)	(D)	(D)	2					1	1			
323	Printing & related support activities	128	827	4 072	13	7		5	1					
3231	Printing & related support activities	128	827	4 072	13	7		5	1					
32311	Printing	128	827	4 072	13	7		5	1					
325	Chemical mfg	273	2 909	11 617	7	1	1	1	3		1			
3252	Resin, syn rubber, artf & syn fibers, fil mfg	(C)	(D)	(D)	1						1			
32521	Resin & synthetic rubber mfg	(C)	(D)	(D)	1						1			
326	Plastics & rubber products mfg	(C)	(D)	(D)	3	1	1				1			
3262	Rubber product mfg	(C)	(D)	(D)	1						1			
32629	Other rubber product mfg	(C)	(D)	(D)	1						1			
327	Nonmetallic mineral product mfg	295	2 546	10 776	10	1	2	1	4	2				
3273	Cement & concrete product mfg	(E)	(D)	(D)	8		2	1	3	2				
32733	Concrete pipe, brick & block mfg	(C)	(D)	(D)	4		1		1	2				
332	Fabricated metal product mfg	210	1 552	7 543	17	7	3	2	5					
3327	Mach shops, turn prod, screw, nut, bolt mfg	118	975	5 007	6	1		2	3					
33271	Machine shops	118	975	5 007	6	1		2	3					
332710	Machine shops	118	975	5 007	6	1		2	3					

Note: Employment-size classes are indicated as follows: A—0 to 19; B—20 to 99; C—100 to 249; E—250 to 499; F—500 to 999; G—1,000 to 2,499; H—2,500 to 4,999; I—5,000 to 9,999; J—10,000 to 24,999; K—25,000 to 49,999; L—50,000 to 99,999; M—100,000 or more.





**Table 6. Counties—Employees, Payroll, and Establishments by Industry: 1999—Con.**

[Excludes most government employees, railroad employees, and self-employed persons. Size class 1 to 4 includes establishments with payroll, but no employees, during mid-March pay period. (D) denotes figures withheld to avoid disclosing data for individual companies; the data are included in broader industry totals. Detailed industries with 100 or more employees are shown if industry was not a (D). For explanation of terms, abbreviations, and data reliability/comparability, see introductory text]

NAICS code	Industry	Number of employees for week including March 12	Payroll (\$1,000)		Total number of establishments	Number of establishments by employment-size class									
			First quarter	Annual		1 to 4	5 to 9	10 to 19	20 to 49	50 to 99	100 to 249	250 to 499	500 to 999	1,000 or more	
<b>CHESAPEAKE (IC)—Con.</b>															
<b>44-45 Retail trade—Con.</b>															
444	Bldg material & garden equip & supp dealers . . . . .	1 491	7 111	32 424	70	25	11	20	7	1	6	—	—	—	
4441	Building material & supplies dealers . . . . .	1 412	6 869	31 313	61	22	10	15	7	1	6	—	—	—	
44411	Home centers . . . . .	643	2 734	11 165	6	—	—	—	1	1	4	—	—	—	
444110	Home centers . . . . .	643	2 734	11 165	6	—	—	—	1	1	4	—	—	—	
44419	Other building material dealers . . . . .	674	3 725	18 310	36	9	8	11	6	—	2	—	—	—	
444190	Other building material dealers . . . . .	674	3 725	18 310	36	9	8	11	6	—	2	—	—	—	
445	Food & beverage stores . . . . .	2 464	5 529	22 610	70	20	17	9	7	11	4	2	—	—	
4451	Grocery stores . . . . .	2 389	5 294	21 585	52	9	11	8	7	11	4	2	—	—	
44511	Grocery (except convenience) stores . . . . .	2 207	4 758	19 438	29	3	2	—	7	11	4	2	—	—	
445110	Grocery (except convenience) stores . . . . .	2 207	4 758	19 438	29	3	2	—	7	11	4	2	—	—	
44512	Convenience stores . . . . .	182	536	2 147	23	6	9	8	—	—	—	—	—	—	
445120	Convenience stores . . . . .	182	536	2 147	23	6	9	8	—	—	—	—	—	—	
446	Health & personal care stores . . . . .	571	2 438	10 516	54	21	11	14	8	—	—	—	—	—	
4461	Health & personal care stores . . . . .	571	2 438	10 516	54	21	11	14	8	—	—	—	—	—	
44611	Pharmacies & drug stores . . . . .	397	1 697	7 444	20	—	1	13	6	—	—	—	—	—	
446110	Pharmacies & drug stores . . . . .	397	1 697	7 444	20	—	1	13	6	—	—	—	—	—	
44613	Optical goods stores . . . . .	102	390	1 625	18	11	5	—	2	—	—	—	—	—	
446130	Optical goods stores . . . . .	102	390	1 625	18	11	5	—	2	—	—	—	—	—	
447	Gasoline stations . . . . .	703	2 703	10 742	68	14	25	24	3	2	—	—	—	—	
4471	Gasoline stations . . . . .	703	2 703	10 742	68	14	25	24	3	2	—	—	—	—	
44711	Gasoline stations with convenience stores . . . . .	509	1 966	7 482	53	10	20	20	2	1	—	—	—	—	
447110	Gasoline stations with convenience stores . . . . .	509	1 966	7 482	53	10	20	20	2	1	—	—	—	—	
44719	Other gasoline stations . . . . .	194	737	3 260	15	4	5	4	1	1	—	—	—	—	
447190	Other gasoline stations . . . . .	194	737	3 260	15	4	5	4	1	1	—	—	—	—	
448	Clothing & clothing accessories stores . . . . .	1 463	3 731	16 195	164	44	78	32	8	2	—	—	—	—	
4481	Clothing stores . . . . .	1 048	2 414	10 604	97	19	47	22	7	2	—	—	—	—	
44811	Men's clothing stores . . . . .	120	279	1 103	18	3	13	2	—	—	—	—	—	—	
448110	Men's clothing stores . . . . .	120	279	1 103	18	3	13	2	—	—	—	—	—	—	
44812	Women's clothing stores . . . . .	327	729	3 139	40	9	19	11	1	—	—	—	—	—	
448120	Women's clothing stores . . . . .	327	729	3 139	40	9	19	11	1	—	—	—	—	—	
44814	Family clothing stores . . . . .	370	770	3 598	13	—	4	3	4	2	—	—	—	—	
448140	Family clothing stores . . . . .	370	770	3 598	13	—	4	3	4	2	—	—	—	—	
44819	Other clothing stores . . . . .	133	349	1 626	14	3	6	4	1	—	—	—	—	—	
448190	Other clothing stores . . . . .	133	349	1 626	14	3	6	4	1	—	—	—	—	—	
4482	Shoe stores . . . . .	219	571	2 302	35	13	17	4	1	—	—	—	—	—	
44821	Shoe stores . . . . .	219	571	2 302	35	13	17	4	1	—	—	—	—	—	
448210	Shoe stores . . . . .	219	571	2 302	35	13	17	4	1	—	—	—	—	—	
4483	Jewelry, luggage & leather goods stores . . . . .	196	746	3 289	32	12	14	6	—	—	—	—	—	—	
44831	Jewelry stores . . . . .	196	746	3 289	32	12	14	6	—	—	—	—	—	—	
448310	Jewelry stores . . . . .	196	746	3 289	32	12	14	6	—	—	—	—	—	—	
451	Sporting goods, hobby, book & music stores . . . . .	441	1 115	5 039	46	17	15	9	4	1	—	—	—	—	
4511	Sporting goods, hobby, musical instrument stores . . . . .	253	682	3 135	26	10	8	5	3	—	—	—	—	—	
45112	Hobby, toy & game stores . . . . .	172	487	2 284	11	3	3	2	3	—	—	—	—	—	
451120	Hobby, toy & game stores . . . . .	172	487	2 284	11	3	3	2	3	—	—	—	—	—	
4512	Book, periodical & music stores . . . . .	188	433	1 904	20	7	7	4	1	1	—	—	—	—	
45121	Book stores & news dealers . . . . .	154	336	1 499	11	2	3	4	1	1	—	—	—	—	
452	General merchandise stores . . . . .	3 494	13 647	57 422	39	4	6	8	4	3	12	1	1	—	
4521	Department stores . . . . .	2 739	8 734	35 927	17	1	—	—	2	2	10	1	1	—	
45211	Department stores . . . . .	2 739	8 734	35 927	17	1	—	—	2	2	10	1	1	—	
452110	Department stores . . . . .	2 739	8 734	35 927	17	1	—	—	2	2	10	1	1	—	
4529	Other general merchandise stores . . . . .	755	4 913	21 495	22	3	6	8	2	1	2	—	—	—	
45291	Warehouse clubs & superstores . . . . .	(E)	(D)	(D)	2	—	—	—	—	1	1	—	—	—	
45299	All other general merchandise stores . . . . .	(E)	(D)	(D)	20	3	6	8	2	—	1	—	—	—	
453	Miscellaneous store retailers . . . . .	617	1 550	7 349	78	40	19	11	8	—	—	—	—	—	
4532	Office supplies, stationery & gift stores . . . . .	373	901	3 946	35	11	12	5	7	—	—	—	—	—	
45321	Office supplies & stationery stores . . . . .	163	508	2 257	8	—	3	1	4	—	—	—	—	—	
453210	Office supplies & stationery stores . . . . .	163	508	2 257	8	—	3	1	4	—	—	—	—	—	
45322	Gift, novelty & souvenir stores . . . . .	210	393	1 689	27	11	9	4	3	—	—	—	—	—	
453220	Gift, novelty & souvenir stores . . . . .	210	393	1 689	27	11	9	4	3	—	—	—	—	—	
4539	Other miscellaneous store retailers . . . . .	115	356	2 126	25	18	3	4	—	—	—	—	—	—	
454	Nonstore retailers . . . . .	208	1 061	4 321	28	19	2	3	4	—	—	—	—	—	
4543	Direct selling establishments . . . . .	164	834	3 319	19	11	2	3	3	—	—	—	—	—	
45431	Fuel dealers . . . . .	104	616	2 517	8	4	1	—	3	—	—	—	—	—	
<b>48-49 Transportation &amp; warehousing . . . . .</b>															
483	Water transportation . . . . .	111	855	3 653	5	—	1	2	2	—	—	—	—	—	
4831	Deep sea, coastal & Great Lakes water trans . . . . .	111	855	3 653	5	—	1	2	2	—	—	—	—	—	
48311	Deep sea, coastal & Great Lakes water trans . . . . .	111	855	3 653	5	—	1	2	2	—	—	—	—	—	
484	Truck transportation . . . . .	1 319	8 734	39 112	98	55	11	11	15	5	1	—	—	—	
4841	General freight trucking . . . . .	859	6 011	27 039	47	27	4	2	9	4	1	—	—	—	
48411	General freight trucking, local . . . . .	196	1 348	6 054	20	15	2	1	—	2	—	—	—	—	
484110	General freight trucking, local . . . . .	196	1 348	6 054	20	15	2	1	—	2	—	—	—	—	
48412	General freight trucking, long-distance . . . . .	663	4 663	20 985	27	12	2	1	9	2	1	—	—	—	
484121	General freight trucking, long-distance, TL . . . . .	390	2 410	10 813	20	11	2	1	4	1	1	—	—	—	
484122	General freight trucking, long-distance, LTL . . . . .	273	2 253	10 172	7	1	—	—	5	1	—	—	—	—	

Note: Employment-size classes are indicated as follows: A—0 to 19; B—20 to 99; C—100 to 249; E—250 to 499; F—500 to 999; G—1,000 to 2,499; H—2,500 to 4,999; I—5,000 to 9,999; J—10,000 to 24,999; K—25,000 to 49,999; L—50,000 to 99,999; M—100,000 or more.

**Table 6. Counties—Employees, Payroll, and Establishments by Industry: 1999—Con.**

[Excludes most government employees, railroad employees, and self-employed persons. Size class 1 to 4 includes establishments with payroll, but no employees, during mid-March pay period. (D) denotes figures withheld to avoid disclosing data for individual companies; the data are included in broader industry totals. Detailed industries with 100 or more employees are shown if industry was not a (D). For explanation of terms, abbreviations, and data reliability/comparability, see introductory text]

NAICS code	Industry	Number of employees for week including March 12	Payroll (\$1,000)		Total number of establishments	Number of establishments by employment-size class								
			First quarter	Annual		1 to 4	5 to 9	10 to 19	20 to 49	50 to 99	100 to 249	250 to 499	500 to 999	1,000 or more
<b>CHESAPEAKE (IC)—Con.</b>														
<b>48-49 Transportation &amp; warehousing—Con.</b>														
484	Truck transportation—Con.													
4842	Specialized freight trucking . . . . .	460	2 723	12 073	51	28	7	9	6	1	-	-	-	
48422	Specialized freight (exc used) trucking, local. . .	264	1 510	6 730	34	23	4	4	2	1	-	-	-	
484220	Specialized freight (exc used) trucking, local . . . . .	264	1 510	6 730	34	23	4	4	2	1	-	-	-	
48423	Specialized freight (exc used) trucking, LDist . . .	117	802	3 548	11	4	1	3	3	-	-	-	-	
484230	Specialized freight (exc used) trucking, LDist . . . . .	117	802	3 548	11	4	1	3	3	-	-	-	-	
488	Transportation support activities . . . . .	291	1 758	7 689	29	14	6	5	3	1	-	-	-	
4885	Freight transportation arrangement . . . . .	116	677	2 745	11	6	2	2	-	1	-	-	-	
48851	Freight transportation arrangement . . . . .	116	677	2 745	11	6	2	2	-	1	-	-	-	
488510	Freight transportation arrangement . . . . .	116	677	2 745	11	6	2	2	-	1	-	-	-	
493	Warehousing & storage . . . . .	270	1 489	6 345	15	6	4	1	2	2	-	-	-	
4931	Warehousing & storage . . . . .	270	1 489	6 345	15	6	4	1	2	2	-	-	-	
49311	General warehousing & storage . . . . .	138	843	3 666	9	3	4	-	1	1	-	-	-	
493110	General warehousing & storage . . . . .	138	843	3 666	9	3	4	-	1	1	-	-	-	
<b>51</b>	<b>Information . . . . .</b>	<b>1 233</b>	<b>6 421</b>	<b>30 006</b>	<b>66</b>	<b>32</b>	<b>7</b>	<b>11</b>	<b>6</b>	<b>8</b>	<b>2</b>	-	-	
511	Publishing industries . . . . .	127	714	3 292	11	7	-	2	1	1	-	-	-	
5111	Newspaper, periodical, book, database publishers . . . . .	124	675	3 126	8	4	-	2	1	1	-	-	-	
512	Motion picture & sound recording industries . . . . .	381	997	6 538	14	3	3	2	2	4	-	-	-	
5121	Motion picture & video industries . . . . . (E)	(E)	(D)	(D)	12	1	3	2	2	4	-	-	-	
51213	Motion picture & video exhibition . . . . . (E)	(E)	(D)	(D)	7	-	-	2	1	4	-	-	-	
513	Broadcasting & telecommunications . . . . .	530	4 013	17 501	34	19	3	5	3	3	1	-	-	
5133	Telecommunications . . . . .	434	3 325	14 357	30	17	3	5	2	2	1	-	-	
51331	Wired telecommunications carriers . . . . .	209	2 017	8 996	15	9	-	3	1	2	-	-	-	
513310	Wired telecommunications carriers . . . . .	209	2 017	8 996	15	9	-	3	1	2	-	-	-	
51332	Wireless telecom carriers (exc satellite) . . . . .	214	1 172	4 895	10	4	2	2	1	-	1	-	-	
513321	Paging . . . . .	188	1 030	4 402	6	2	2	-	1	-	1	-	-	
514	Information & data processing services . . . . .	195	697	2 675	7	3	1	2	-	-	1	-	-	
5142	Data processing services . . . . . (C)	(C)	(D)	(D)	5	2	1	1	-	-	1	-	-	
51421	Data processing services . . . . . (C)	(C)	(D)	(D)	5	2	1	1	-	-	1	-	-	
<b>52</b>	<b>Finance &amp; insurance . . . . .</b>	<b>1 803</b>	<b>13 123</b>	<b>50 133</b>	<b>235</b>	<b>127</b>	<b>67</b>	<b>25</b>	<b>11</b>	<b>3</b>	<b>2</b>	-	-	
522	Credit intermediation & related activities . . . . .	1 255	9 399	34 561	121	37	50	22	10	-	2	-	-	
5221	Depository credit intermediation . . . . .	856	5 492	17 934	76	18	33	17	7	-	1	-	-	
52211	Commercial banking . . . . .	737	4 801	14 811	58	10	27	14	6	-	1	-	-	
522110	Commercial banking . . . . .	737	4 801	14 811	58	10	27	14	6	-	1	-	-	
5222	Nondepository credit intermediation . . . . .	310	3 334	14 512	34	17	11	3	2	-	1	-	-	
52222	Sales financing . . . . .	193	2 167	9 599	8	2	3	1	1	-	1	-	-	
522220	Sales financing . . . . .	193	2 167	9 599	8	2	3	1	1	-	1	-	-	
52229	Other nondepository credit intermediation . . .	117	1 167	4 913	26	15	8	2	1	-	-	-	-	
524	Insurance carriers & related activities . . . . . (F)	(D)	(D)	(D)	99	76	16	3	1	3	-	-	-	
5241	Insurance carriers . . . . .	281	2 094	8 450	23	14	4	1	1	3	-	-	-	
52411	Direct life, health, medical insurance carriers . .	130	887	3 677	5	1	2	-	-	2	-	-	-	
524113	Direct life insurance carriers . . . . .	130	887	3 677	5	1	2	-	-	2	-	-	-	
52412	Other direct insurance carriers . . . . .	151	1 207	4 773	18	13	2	1	1	1	-	-	-	
5242	Agencies & other insurance related activities . . (C)	(D)	(D)	(D)	76	62	12	2	-	-	-	-	-	
52421	Insurance agencies & brokerages . . . . .	203	1 026	4 508	68	57	9	2	-	-	-	-	-	
524210	Insurance agencies & brokerages . . . . .	203	1 026	4 508	68	57	9	2	-	-	-	-	-	
<b>53</b>	<b>Real estate &amp; rental &amp; leasing . . . . .</b>	<b>926</b>	<b>5 029</b>	<b>22 102</b>	<b>157</b>	<b>105</b>	<b>20</b>	<b>19</b>	<b>13</b>	-	-	-	-	
531	Real estate . . . . . (E)	(D)	(D)	(D)	107	87	10	5	5	-	-	-	-	
5311	Lessors of real estate . . . . .	193	766	3 760	43	32	7	2	2	-	-	-	-	
5312	Offices of real estate agents & brokers . . . . .	153	719	3 268	41	35	2	2	2	-	-	-	-	
53121	Offices of real estate agents & brokers . . . . .	153	719	3 268	41	35	2	2	2	-	-	-	-	
531210	Offices of real estate agents & brokers . . . . .	153	719	3 268	41	35	2	2	2	-	-	-	-	
532	Rental & leasing services . . . . .	459	2 970	12 226	49	18	10	14	7	-	-	-	-	
5322	Consumer goods rental . . . . .	195	813	3 529	24	8	7	7	2	-	-	-	-	
5324	Commercial, industrial equip rental & leasing . .	199	1 853	6 878	13	3	1	4	5	-	-	-	-	
53241	Const, trans, mining equip rental & leasing . . .	138	1 222	4 311	8	1	1	3	3	-	-	-	-	
532412	Const, mining, forestry equip rental & leasing . . . . .	138	1 222	4 311	8	1	1	3	3	-	-	-	-	
<b>54</b>	<b>Professional, scientific &amp; technical services . . . . .</b>	<b>3 786</b>	<b>28 312</b>	<b>130 970</b>	<b>307</b>	<b>183</b>	<b>48</b>	<b>39</b>	<b>17</b>	<b>12</b>	<b>6</b>	<b>2</b>	-	
541	Professional, scientific & technical services . . . . .	3 786	28 312	130 970	307	183	48	39	17	12	6	2	-	
5411	Legal services . . . . .	273	2 130	9 843	61	44	9	6	2	-	-	-	-	
54111	Offices of lawyers . . . . .	269	2 121	9 682	56	39	9	6	2	-	-	-	-	
541110	Offices of lawyers . . . . .	269	2 121	9 682	56	39	9	6	2	-	-	-	-	
5412	Accounting, tax prep, bookkeep, payroll services . . . . .	380	1 438	6 022	52	29	15	4	2	2	-	-	-	
54121	Accounting, tax prep, bookkeep, payroll services . . . . .	380	1 438	6 022	52	29	15	4	2	2	-	-	-	
541211	Offices of certified public accountants . . . . .	132	787	3 563	23	15	5	2	-	1	-	-	-	
5413	Architectural, engineering & related services . .	1 616	13 309	63 628	62	24	8	13	6	6	4	1	-	
54133	Engineering services . . . . .	1 411	12 027	58 109	35	9	5	5	6	5	4	1	-	
541330	Engineering services . . . . .	1 411	12 027	58 109	35	9	5	5	6	5	4	1	-	
5415	Computer systems design & related services . . .	596	5 615	24 711	34	16	5	6	3	3	1	-	-	
54151	Computer systems design & related services . .	596	5 615	24 711	34	16	5	6	3	3	1	-	-	
541512	Computer systems design services . . . . .	505	4 708	20 010	18	5	3	4	2	3	1	-	-	

Note: Employment-size classes are indicated as follows: A—0 to 19; B—20 to 99; C—100 to 249; E—250 to 499; F—500 to 999; G—1,000 to 2,499; H—2,500 to 4,999; I—5,000 to 9,999; J—10,000 to 24,999; K—25,000 to 49,999; L—50,000 to 99,999; M—100,000 or more.

Table 6. **Counties—Employees, Payroll, and Establishments by Industry: 1999—Con.**

[Excludes most government employees, railroad employees, and self-employed persons. Size class 1 to 4 includes establishments with payroll, but no employees, during mid-March pay period. (D) denotes figures withheld to avoid disclosing data for individual companies; the data are included in broader industry totals. Detailed industries with 100 or more employees are shown if industry was not a (D). For explanation of terms, abbreviations, and data reliability/comparability, see introductory text]

NAICS code	Industry	Number of employees for week including March 12	Payroll (\$1,000)		Total number of establishments	Number of establishments by employment-size class								
			First quarter	Annual		1 to 4	5 to 9	10 to 19	20 to 49	50 to 99	100 to 249	250 to 499	500 to 999	1,000 or more
<b>CHESAPEAKE (IC)—Con.</b>														
<b>54</b>	<b>Professional, scientific &amp; technical services—Con.</b>													
541	Professional, scientific & technical services—Con.													
5416	Management, sci & tech consulting services	616	4 456	20 890	39	32	—	2	2	1	1	1	—	—
54161	Management consulting services	572	4 050	19 221	24	19	—	1	1	1	1	1	—	—
541611	Admin & gen management consulting services	267	1 747	10 230	11	8	—	—	1	1	1	—	—	—
5419	Oth professional, scientific, technical services	248	1 135	4 768	38	20	9	7	2	—	—	—	—	—
54194	Veterinary services	177	959	3 801	18	3	7	7	1	—	—	—	—	—
541940	Veterinary services	177	959	3 801	18	3	7	7	1	—	—	—	—	—
<b>55</b>	<b>Management of companies &amp; enterprises</b>	<b>243</b>	<b>3 597</b>	<b>14 729</b>	<b>20</b>	<b>14</b>	<b>1</b>	<b>2</b>	<b>2</b>	<b>—</b>	<b>1</b>	<b>—</b>	<b>—</b>	<b>—</b>
551	Management of companies & enterprises	243	3 597	14 729	20	14	1	2	2	—	1	—	—	—
5511	Management of companies & enterprises	243	3 597	14 729	20	14	1	2	2	—	1	—	—	—
55111	Management of companies & enterprises	243	3 597	14 729	20	14	1	2	2	—	1	—	—	—
551114	Corp, subsidiary & regional managing offices	218	3 059	12 556	14	9	1	1	2	—	1	—	—	—
<b>56</b>	<b>Admin, support, waste mgt, remediation services</b>	<b>7 891</b>	<b>34 164</b>	<b>155 338</b>	<b>263</b>	<b>125</b>	<b>45</b>	<b>42</b>	<b>20</b>	<b>14</b>	<b>11</b>	<b>3</b>	<b>3</b>	<b>—</b>
561	Administrative & support services	7 309	29 362	135 724	249	120	44	39	18	13	9	3	3	—
5611	Office administrative services	387	6 398	22 680	10	3	2	—	3	1	1	—	—	—
56111	Office administrative services	387	6 398	22 680	10	3	2	—	3	1	1	—	—	—
561110	Office administrative services	387	6 398	22 680	10	3	2	—	3	1	1	—	—	—
5613	Employment services	3 689	11 562	61 641	25	7	3	1	—	4	6	1	3	—
56132	Temporary help services	3 613	11 106	58 014	20	4	2	1	—	3	6	1	3	—
561320	Temporary help services	3 613	11 106	58 014	20	4	2	1	—	3	6	1	3	—
5614	Business support services	1 188	4 401	20 736	20	12	3	—	1	1	1	2	—	—
56142	Telephone call centers	772	3 037	12 012	3	—	—	—	—	1	1	1	—	—
56144	Collection agencies	(E)	(D)	(D)	2	—	1	—	—	—	—	1	—	—
5616	Investigation & security services	324	1 380	5 022	14	2	3	5	1	3	—	—	—	—
56161	Investigation, guard & armored car services	281	1 119	3 751	9	1	1	3	1	3	—	—	—	—
5617	Services to buildings & dwellings	1 449	4 396	21 046	163	89	26	32	13	2	1	—	—	—
56171	Exterminating & pest control services	119	632	2 959	12	4	2	4	2	—	—	—	—	—
561710	Exterminating & pest control services	119	632	2 959	12	4	2	4	2	—	—	—	—	—
56172	Janitorial services	836	2 010	8 978	65	33	10	12	7	2	1	—	—	—
561720	Janitorial services	836	2 010	8 978	65	33	10	12	7	2	1	—	—	—
56173	Landscaping services	439	1 553	8 179	78	48	12	14	4	—	—	—	—	—
561730	Landscaping services	439	1 553	8 179	78	48	12	14	4	—	—	—	—	—
5619	Other support services	137	343	1 392	9	5	2	1	—	1	—	—	—	—
56199	All other support services	(C)	(D)	(D)	6	4	1	—	—	1	—	—	—	—
562	Waste management & remediation services	582	4 802	19 614	14	5	1	3	2	1	2	—	—	—
5621	Waste collection	449	3 863	15 401	5	2	—	—	—	1	2	—	—	—
56211	Waste collection	449	3 863	15 401	5	2	—	—	—	1	2	—	—	—
5629	Remediation & oth waste management services	(C)	(D)	(D)	7	2	—	3	2	—	—	—	—	—
<b>61</b>	<b>Educational services</b>	<b>529</b>	<b>1 886</b>	<b>7 709</b>	<b>42</b>	<b>23</b>	<b>6</b>	<b>5</b>	<b>6</b>	<b>1</b>	<b>1</b>	<b>—</b>	<b>—</b>	<b>—</b>
611	Educational services	529	1 886	7 709	42	23	6	5	6	1	1	—	—	—
6111	Elementary & secondary schools	318	1 116	4 405	11	3	—	4	2	1	1	—	—	—
61111	Elementary & secondary schools	318	1 116	4 405	11	3	—	4	2	1	1	—	—	—
611110	Elementary & secondary schools	318	1 116	4 405	11	3	—	4	2	1	1	—	—	—
6116	Other schools & instruction	108	291	1 241	22	16	4	—	2	—	—	—	—	—
<b>62</b>	<b>Health care and social assistance</b>	<b>5 952</b>	<b>36 298</b>	<b>160 141</b>	<b>363</b>	<b>155</b>	<b>88</b>	<b>64</b>	<b>45</b>	<b>4</b>	<b>6</b>	<b>—</b>	<b>—</b>	<b>1</b>
621	Ambulatory health care services	2 258	19 133	85 571	266	124	79	38	21	2	2	—	—	—
6211	Offices of physicians	1 117	12 148	53 724	118	50	31	21	15	—	1	—	—	—
62111	Offices of physicians	1 117	12 148	53 724	118	50	31	21	15	—	1	—	—	—
621111	Offices of physicians (exc mental health)	940	10 862	48 155	113	49	30	20	14	—	—	—	—	—
621112	Offices of physicians, mental health	177	1 286	5 569	5	1	1	1	1	—	1	—	—	—
6212	Offices of dentists	438	3 096	14 473	64	21	30	11	2	—	—	—	—	—
62121	Offices of dentists	438	3 096	14 473	64	21	30	11	2	—	—	—	—	—
621210	Offices of dentists	438	3 096	14 473	64	21	30	11	2	—	—	—	—	—
6213	Offices of other health practitioners	202	1 138	5 222	62	45	13	4	—	—	—	—	—	—
6214	Outpatient care centers	(C)	(D)	(D)	10	3	3	1	2	1	—	—	—	—
62149	Other outpatient care centers	176	660	3 005	8	2	2	1	2	1	—	—	—	—
6215	Medical & diagnostic laboratories	(C)	(D)	(D)	8	5	1	—	—	1	1	—	—	—
62151	Medical & diagnostic laboratories	(C)	(D)	(D)	8	5	1	—	—	1	1	—	—	—
622	Hospitals	(G)	(D)	(D)	1	—	—	—	—	—	—	—	—	1
6221	General medical & surgical hospitals	(G)	(D)	(D)	1	—	—	—	—	—	—	—	—	1
62211	General medical & surgical hospitals	(G)	(D)	(D)	1	—	—	—	—	—	—	—	—	1
623	Nursing & residential care facilities	986	3 333	14 363	27	2	4	6	11	1	3	—	—	—
6231	Nursing care facilities	508	1 989	8 675	4	—	—	—	—	1	3	—	—	—
62311	Nursing care facilities	508	1 989	8 675	4	—	—	—	—	1	3	—	—	—
623110	Nursing care facilities	508	1 989	8 675	4	—	—	—	—	1	3	—	—	—
6233	Community care facilities for the elderly	392	1 095	4 625	17	—	4	4	9	—	—	—	—	—
62331	Community care facilities for the elderly	392	1 095	4 625	17	—	4	4	9	—	—	—	—	—
624	Social assistance	(F)	(D)	(D)	69	29	5	20	13	1	1	—	—	—
6241	Individual & family services	(E)	(D)	(D)	13	7	1	—	3	1	1	—	—	—
62412	Services for elderly & disabled persons	(C)	(D)	(D)	3	1	—	—	1	—	1	—	—	—
6244	Child day care services	532	1 276	5 361	47	16	3	19	9	—	—	—	—	—
62441	Child day care services	532	1 276	5 361	47	16	3	19	9	—	—	—	—	—
624410	Child day care services	532	1 276	5 361	47	16	3	19	9	—	—	—	—	—

Note: Employment-size classes are indicated as follows: A—0 to 19; B—20 to 99; C—100 to 249; E—250 to 499; F—500 to 2,499; G—1,000 to 2,499; H—2,500 to 4,999; I—5,000 to 9,999; J—10,000 to 24,999; K—25,000 to 49,999; L—50,000 to 99,999; M—100,000 or more.

**Table 6. Counties—Employees, Payroll, and Establishments by Industry: 1999—Con.**

[Excludes most government employees, railroad employees, and self-employed persons. Size class 1 to 4 includes establishments with payroll, but no employees, during mid-March pay period. (D) denotes figures withheld to avoid disclosing data for individual companies; the data are included in broader industry totals. Detailed industries with 100 or more employees are shown if industry was not a (D). For explanation of terms, abbreviations, and data reliability/comparability, see introductory text]

NAICS code	Industry	Number of employees for week including March 12	Payroll (\$1,000)		Total number of establishments	Number of establishments by employment-size class									
			First quarter	Annual		1 to 4	5 to 9	10 to 19	20 to 49	50 to 99	100 to 249	250 to 499	500 to 999	1,000 or more	
<b>CHESAPEAKE (IC)—Con.</b>															
<b>71</b>	<b>Arts, entertainment &amp; recreation</b> .....	<b>841</b>	<b>1 616</b>	<b>8 041</b>	<b>45</b>	<b>23</b>	<b>9</b>	<b>1</b>	<b>7</b>	<b>3</b>	<b>2</b>	—	—	—	
711	Performing arts, spectator sports & related industries .....	236	289	1 479	14	10	2	—	—	1	1	—	—	—	
7115	Independent artists, writers & performers .....	162	95	633	5	3	1	—	—	—	1	—	—	—	
71151	Independent artists, writers & performers .....	162	95	633	5	3	1	—	—	—	1	—	—	—	
711510	Independent artists, writers & performers ..	162	95	633	5	3	1	—	—	—	1	—	—	—	
713	Amusement, gambling & recreation industries .....	599	1 311	6 479	28	10	7	1	7	2	1	—	—	—	
7139	Other amusement & recreation industries .....	(F)	(D)	(D)	27	9	7	1	7	2	1	—	—	—	
71391	Golf courses & country clubs .....	230	481	2 524	4	1	—	—	2	—	1	—	—	—	
713910	Golf courses & country clubs .....	230	481	2 524	4	1	—	—	2	—	1	—	—	—	
71394	Fitness & recreational sports centers .....	207	362	1 634	13	5	3	1	2	2	—	—	—	—	
713940	Fitness & recreational sports centers .....	207	362	1 634	13	5	3	1	2	2	—	—	—	—	
<b>72</b>	<b>Accommodation &amp; food services</b> .....	<b>7 049</b>	<b>14 822</b>	<b>65 309</b>	<b>315</b>	<b>75</b>	<b>46</b>	<b>66</b>	<b>92</b>	<b>28</b>	<b>8</b>	—	—	—	
721	Accommodation .....	769	1 632	7 872	32	5	1	10	15	—	1	—	—	—	
7211	Traveler accommodation .....	709	1 543	7 419	29	4	1	9	14	—	1	—	—	—	
72111	Hotels (exc casino hotels) & motels .....	512	1 212	5 708	23	4	1	8	9	—	1	—	—	—	
721110	Hotels (exc casino hotels) & motels .....	512	1 212	5 708	23	4	1	8	9	—	1	—	—	—	
72119	Other traveler accommodation .....	197	331	1 711	6	—	—	1	5	—	—	—	—	—	
721191	Bed & breakfast inns .....	197	331	1 711	6	—	—	1	5	—	—	—	—	—	
722	Food services & drinking places .....	6 280	13 190	57 437	283	70	45	56	77	28	7	—	—	—	
7221	Full-service restaurants .....	2 525	5 696	24 158	99	23	19	19	19	14	5	—	—	—	
72211	Full-service restaurants .....	2 525	5 696	24 158	99	23	19	19	19	14	5	—	—	—	
722110	Full-service restaurants .....	2 525	5 696	24 158	99	23	19	19	19	14	5	—	—	—	
7222	Limited-service eating places .....	3 634	7 184	31 994	164	35	22	34	57	14	2	—	—	—	
72221	Limited-service eating places .....	3 634	7 184	31 994	164	35	22	34	57	14	2	—	—	—	
722211	Limited-service restaurants .....	3 411	6 529	28 753	144	28	16	29	56	13	2	—	—	—	
<b>81</b>	<b>Other services (except public administration)</b> .....	<b>4 137</b>	<b>17 753</b>	<b>81 798</b>	<b>489</b>	<b>271</b>	<b>122</b>	<b>57</b>	<b>31</b>	<b>2</b>	<b>5</b>	<b>1</b>	—	—	
811	Repair & maintenance .....	1 605	10 611	47 607	187	104	45	19	15	1	3	—	—	—	
8111	Automotive repair & maintenance .....	667	3 515	16 320	110	62	29	13	5	1	—	—	—	—	
81111	Automotive mechanical & electrical R&M .....	374	2 189	10 034	81	48	24	8	1	—	—	—	—	—	
811111	General automotive repair .....	293	1 741	7 947	63	38	18	6	1	—	—	—	—	—	
81112	Automotive body, paint, interior & glass repair .....	198	1 082	5 201	20	9	5	4	1	1	—	—	—	—	
811121	Automotive body, paint & interior R&M .....	181	1 002	4 862	14	5	3	4	1	1	—	—	—	—	
8112	Electronic & precision equipment R&M .....	121	880	4 221	16	10	2	2	2	—	—	—	—	—	
81121	Electronic & precision equipment R&M .....	121	880	4 221	16	10	2	2	2	—	—	—	—	—	
8113	Commercial equipment (exc auto & elec) R&M .....	514	4 864	20 594	38	19	9	2	6	—	2	—	—	—	
81131	Commercial equipment (exc auto & elec) R&M .....	514	4 864	20 594	38	19	9	2	6	—	2	—	—	—	
811310	Commercial equipment (exc auto & elec) R&M .....	514	4 864	20 594	38	19	9	2	6	—	2	—	—	—	
8114	Personal & household goods R&M .....	303	1 352	6 472	23	13	5	2	2	—	1	—	—	—	
81141	Home, garden equipment & appliance R&M .....	156	462	1 980	7	4	1	1	—	—	1	—	—	—	
81149	Other personal & household goods R&M .....	128	830	4 230	11	6	2	1	2	—	—	—	—	—	
811490	Other personal & household goods R&M .....	128	830	4 230	11	6	2	1	2	—	—	—	—	—	
812	Personal & laundry services .....	1 222	3 576	19 065	137	78	31	20	7	—	—	1	—	—	
8121	Personal care services .....	481	1 363	5 948	79	47	16	12	4	—	—	—	—	—	
81211	Hair, nail & skin care services .....	415	1 281	5 603	65	39	11	11	4	—	—	—	—	—	
8123	Drycleaning & laundry services .....	206	664	3 055	32	20	6	3	3	—	—	—	—	—	
81232	Drycleaning & laundry services (exc coin-op) ..	161	468	2 172	18	9	5	1	3	—	—	—	—	—	
812320	Drycleaning & laundry services (exc coin-op) ..	161	468	2 172	18	9	5	1	3	—	—	—	—	—	
8129	Other personal services .....	444	1 238	7 859	14	7	5	1	—	—	—	1	—	—	
81292	Photofinishing .....	(E)	(D)	(D)	5	2	1	1	—	—	—	1	—	—	
813	Religious, grantmaking, civic, prof & like organizations .....	1 310	3 566	15 126	165	89	46	18	9	1	2	—	—	—	
8131	Religious organizations .....	915	2 341	10 038	129	61	43	17	7	1	—	—	—	—	
81311	Religious organizations .....	915	2 341	10 038	129	61	43	17	7	1	—	—	—	—	
813110	Religious organizations .....	915	2 341	10 038	129	61	43	17	7	1	—	—	—	—	
8134	Civic & social organizations .....	321	701	3 021	16	12	1	—	1	—	2	—	—	—	
81341	Civic & social organizations .....	321	701	3 021	16	12	1	—	1	—	2	—	—	—	
813410	Civic & social organizations .....	321	701	3 021	16	12	1	—	1	—	2	—	—	—	
<b>95</b>	<b>Auxiliaries (exc corporate, subsidiary &amp; regional mgt)</b> .....	<b>2 256</b>	<b>15 195</b>	<b>63 276</b>	<b>14</b>	<b>1</b>	<b>2</b>	<b>2</b>	<b>5</b>	—	<b>2</b>	—	<b>2</b>	—	
<b>99</b>	<b>Unclassified establishments</b> .....	<b>67</b>	<b>170</b>	<b>1 428</b>	<b>61</b>	<b>58</b>	<b>2</b>	<b>1</b>	—	—	—	—	—	—	
<b>CLIFTON FORGE (IC)</b>															
	<b>Total</b> .....	<b>1 334</b>	<b>5 098</b>	<b>20 683</b>	<b>134</b>	<b>73</b>	<b>29</b>	<b>18</b>	<b>7</b>	<b>5</b>	<b>2</b>	—	—	—	
<b>22</b>	<b>Utilities</b> .....	(A)	(D)	(D)	2	2	—	—	—	—	—	—	—	—	
<b>23</b>	<b>Construction</b> .....	(A)	(D)	(D)	5	4	1	—	—	—	—	—	—	—	
<b>31-33</b>	<b>Manufacturing</b> .....	(B)	(D)	(D)	3	—	—	1	2	—	—	—	—	—	
<b>42</b>	<b>Wholesale trade</b> .....	(B)	(D)	(D)	3	1	—	1	1	—	—	—	—	—	

Note: Employment-size classes are indicated as follows: A—0 to 19; B—20 to 99; C—100 to 249; E—250 to 499; F—500 to 999; G—1,000 to 2,499; H—2,500 to 4,999; I—5,000 to 9,999; J—10,000 to 24,999; K—25,000 to 49,999; L—50,000 to 99,999; M—100,000 or more.

**Table 6. Counties—Employees, Payroll, and Establishments by Industry: 1999—Con.**

[Excludes most government employees, railroad employees, and self-employed persons. Size class 1 to 4 includes establishments with payroll, but no employees, during mid-March pay period. (D) denotes figures withheld to avoid disclosing data for individual companies; the data are included in broader industry totals. Detailed industries with 100 or more employees are shown if industry was not a (D). For explanation of terms, abbreviations, and data reliability/comparability, see introductory text]

NAICS code	Industry	Number of employees for week including March 12	Payroll (\$1,000)		Total number of establishments	Number of establishments by employment-size class								
			First quarter	Annual		1 to 4	5 to 9	10 to 19	20 to 49	50 to 99	100 to 249	250 to 499	500 to 999	1,000 or more
<b>CLIFTON FORGE (IC)—Con.</b>														
<b>44-45</b>	<b>Retail trade</b> .....	<b>343</b>	<b>1 112</b>	<b>4 589</b>	<b>35</b>	<b>18</b>	<b>9</b>	<b>5</b>		<b>3</b>				
445	Food & beverage stores .....	145	368	1 335	7	3	1	1		2				
4451	Grocery stores .....	(C)	(D)	(D)	4		1	1		2				
44511	Grocery (except convenience) stores .....	131	333	1 186	3			1		2				
445110	Grocery (except convenience) stores .....	131	333	1 186	3			1		2				
<b>48-49</b>	<b>Transportation &amp; warehousing</b> .....	<b>(B)</b>	<b>(D)</b>	<b>(D)</b>	<b>1</b>				<b>1</b>					
<b>51</b>	<b>Information</b> .....	<b>(A)</b>	<b>(D)</b>	<b>(D)</b>	<b>2</b>		<b>1</b>	<b>1</b>						
<b>52</b>	<b>Finance &amp; insurance</b> .....	<b>66</b>	<b>392</b>	<b>1 401</b>	<b>8</b>	<b>3</b>	<b>3</b>	<b>2</b>						
<b>53</b>	<b>Real estate &amp; rental &amp; leasing</b> .....	<b>48</b>	<b>170</b>	<b>567</b>	<b>5</b>	<b>3</b>		<b>1</b>	<b>1</b>					
<b>54</b>	<b>Professional, scientific &amp; technical services</b> .....	<b>24</b>	<b>51</b>	<b>168</b>	<b>8</b>	<b>7</b>	<b>1</b>							
<b>55</b>	<b>Management of companies &amp; enterprises</b> .....	<b>(A)</b>	<b>(D)</b>	<b>(D)</b>	<b>1</b>			<b>1</b>						
<b>56</b>	<b>Admin, support, waste mgt, remediation services</b> .....	<b>(C)</b>	<b>(D)</b>	<b>(D)</b>	<b>3</b>	<b>1</b>				<b>1</b>	<b>1</b>			
561	Administrative & support services .....	(C)	(D)	(D)	3	1				1	1			
5614	Business support services .....	(C)	(D)	(D)	1						1			
56142	Telephone call centers .....	(C)	(D)	(D)	1						1			
<b>61</b>	<b>Educational services</b> .....	<b>(A)</b>	<b>(D)</b>	<b>(D)</b>	<b>2</b>	<b>1</b>	<b>1</b>							
<b>62</b>	<b>Health care and social assistance</b> .....	<b>275</b>	<b>1 149</b>	<b>4 856</b>	<b>12</b>	<b>2</b>	<b>4</b>	<b>4</b>		<b>1</b>	<b>1</b>			
623	Nursing & residential care facilities .....	227	707	3 138	5			3		1	1			
6231	Nursing care facilities .....	(C)	(D)	(D)	2					1	1			
62311	Nursing care facilities .....	(C)	(D)	(D)	2					1	1			
<b>71</b>	<b>Arts, entertainment &amp; recreation</b> .....	<b>(A)</b>	<b>(D)</b>	<b>(D)</b>	<b>1</b>	<b>1</b>								
<b>72</b>	<b>Accommodation &amp; food services</b> .....	<b>94</b>	<b>175</b>	<b>783</b>	<b>9</b>	<b>4</b>	<b>2</b>	<b>1</b>	<b>2</b>					
<b>81</b>	<b>Other services (except public administration)</b> .....	<b>102</b>	<b>310</b>	<b>1 254</b>	<b>33</b>	<b>25</b>	<b>7</b>	<b>1</b>						
<b>99</b>	<b>Unclassified establishments</b> .....	<b>(A)</b>	<b>(D)</b>	<b>(D)</b>	<b>1</b>	<b>1</b>								
<b>COLONIAL HEIGHTS (IC)</b>														
	<b>Total</b> .....	<b>10 450</b>	<b>43 396</b>	<b>186 345</b>	<b>645</b>	<b>300</b>	<b>164</b>	<b>90</b>	<b>50</b>	<b>22</b>	<b>14</b>	<b>2</b>	<b>3</b>	
<b>23</b>	<b>Construction</b> .....	<b>229</b>	<b>1 352</b>	<b>5 676</b>	<b>45</b>	<b>32</b>	<b>8</b>	<b>3</b>	<b>1</b>	<b>1</b>				
235	Special trade contractors .....	169	753	3 817	23	14	6	1	1	1				
<b>31-33</b>	<b>Manufacturing</b> .....	<b>919</b>	<b>5 607</b>	<b>24 964</b>	<b>15</b>	<b>2</b>	<b>5</b>	<b>3</b>	<b>1</b>	<b>3</b>			<b>1</b>	
325	Chemical mfg .....	(C)	(D)	(D)	2					2				
326	Plastics & rubber products mfg .....	(F)	(D)	(D)	2		1						1	
3262	Rubber product mfg .....	(F)	(D)	(D)	2		1						1	
32629	Other rubber product mfg .....	(F)	(D)	(D)	1								1	
<b>42</b>	<b>Wholesale trade</b> .....	<b>78</b>	<b>613</b>	<b>2 375</b>	<b>13</b>	<b>7</b>	<b>3</b>	<b>2</b>	<b>1</b>					
<b>44-45</b>	<b>Retail trade</b> .....	<b>3 946</b>	<b>14 184</b>	<b>58 474</b>	<b>191</b>	<b>56</b>	<b>69</b>	<b>36</b>	<b>15</b>	<b>5</b>	<b>9</b>		<b>1</b>	
441	Motor vehicle & parts dealers .....	369	2 509	10 209	14	3	2	4	3	1	1			
4411	Automobile dealers .....	198	1 504	5 710	4	1			2		1			
44111	New car dealers .....	198	1 504	5 710	4	1			2		1			
441110	New car dealers .....	198	1 504	5 710	4	1			2		1			
4413	Automotive parts, accessories & tire stores .....	(C)	(D)	(D)	9	2	2	3	1	1				
44131	Automotive parts, accessories & tire stores .....	(C)	(D)	(D)	7	2	1	2	1	1				
442	Furniture & home furnishing stores .....	135	533	2 369	15	7	5	2		1				
443	Electronics & appliance stores .....	105	584	2 308	9	2	6			1				
4431	Electronics & appliance stores .....	105	584	2 308	9	2	6			1				
445	Food & beverage stores .....	262	827	3 563	7	2	1	2		1	1			
4451	Grocery stores .....	237	773	3 288	4	1		1		1	1			
44511	Grocery (except convenience) stores .....	(C)	(D)	(D)	3	1				1	1			
446	Health & personal care stores .....	199	756	3 058	20	6	8	4	2					
4461	Health & personal care stores .....	199	756	3 058	20	6	8	4	2					
44611	Pharmacies & drug stores .....	134	518	2 110	8		3	3	2					
446110	Pharmacies & drug stores .....	134	518	2 110	8		3	3	2					
447	Gasoline stations .....	106	337	1 275	13	3	6	3	1					
4471	Gasoline stations .....	106	337	1 275	13	3	6	3	1					
448	Clothing & clothing accessories stores .....	436	1 246	5 152	56	15	27	12	2					
4481	Clothing stores .....	266	646	2 781	33	7	17	8	1					
44812	Women's clothing stores .....	109	253	1 106	14	3	7	4						
448120	Women's clothing stores .....	109	253	1 106	14	3	7	4						
451	Sporting goods, hobby, book & music stores .....	186	551	2 183	16	5	5	3	3					
4511	Sporting goods, hobby, musical instrument stores .....	118	362	1 359	11	5	3	1	2					
452	General merchandise stores .....	1 854	6 009	24 488	15		4	2	1		7		1	
4521	Department stores .....	937	2 462	10 558	5						5			
45211	Department stores .....	937	2 462	10 558	5						5			
452110	Department stores .....	937	2 462	10 558	5						5			
4529	Other general merchandise stores .....	917	3 547	13 930	10		4	2	1		2		1	
45291	Warehouse clubs & superstores .....	(F)	(D)	(D)	3						2		1	

Note: Employment-size classes are indicated as follows: A—0 to 19; B—20 to 99; C—100 to 249; E—250 to 499; F—500 to 999; G—1,000 to 2,499; H—2,500 to 4,999; I—5,000 to 9,999; J—10,000 to 24,999; K—25,000 to 49,999; L—50,000 to 99,999; M—100,000 or more.

**Table 6. Counties—Employees, Payroll, and Establishments by Industry: 1999—Con.**

[Excludes most government employees, railroad employees, and self-employed persons. Size class 1 to 4 includes establishments with payroll, but no employees, during mid-March pay period. (D) denotes figures withheld to avoid disclosing data for individual companies; the data are included in broader industry totals. Detailed industries with 100 or more employees are shown if industry was not a (D). For explanation of terms, abbreviations, and data reliability/comparability, see introductory text]

NAICS code	Industry	Number of employees for week including March 12	Payroll (\$1,000)		Total number of establishments	Number of establishments by employment-size class								
			First quarter	Annual		1 to 4	5 to 9	10 to 19	20 to 49	50 to 99	100 to 249	250 to 499	500 to 999	1,000 or more
<b>COLONIAL HEIGHTS (IC)—Con.</b>														
<b>44-45 Retail trade—Con.</b>														
453	Miscellaneous store retailers .....	203	491	2 260	18	8	4	3	3	—	—	—	—	—
<b>48-49 Transportation &amp; warehousing .....</b>														
493	Warehousing & storage .....	(E)	(D)	(D)	5	3	—	1	—	—	—	1	—	—
4931	Warehousing & storage .....	(E)	(D)	(D)	1	—	—	—	—	—	—	1	—	—
49311	General warehousing & storage .....	(E)	(D)	(D)	1	—	—	—	—	—	—	1	—	—
<b>51 Information .....</b>														
51	Information .....	94	840	2 892	8	2	2	2	2	—	—	—	—	—
<b>52 Finance &amp; insurance .....</b>														
522	Credit intermediation & related activities .....	248	1 606	7 079	52	33	15	3	1	—	—	—	—	—
524	Insurance carriers & related activities .....	129	859	3 713	23	9	12	2	—	—	—	—	—	—
524	Insurance carriers & related activities .....	100	626	2 854	24	20	3	—	1	—	—	—	—	—
<b>53 Real estate &amp; rental &amp; leasing .....</b>														
53	Real estate & rental & leasing .....	149	658	3 480	34	22	8	3	1	—	—	—	—	—
<b>54 Professional, scientific &amp; technical services .....</b>														
541	Professional, scientific & technical services .....	331	1 762	8 248	42	30	6	2	3	—	1	—	—	—
5412	Accounting, tax prep, bookkeep, payroll services .....	138	335	1 194	10	7	1	1	—	—	1	—	—	—
54121	Accounting, tax prep, bookkeep, payroll services .....	138	335	1 194	10	7	1	1	—	—	1	—	—	—
541213	Tax preparation services .....	105	111	244	3	2	—	—	—	—	1	—	—	—
5413	Architectural, engineering & related services .....	104	1 029	4 759	4	1	—	1	2	—	—	—	—	—
54133	Engineering services .....	(C)	(D)	(D)	3	—	—	1	2	—	—	—	—	—
<b>55 Management of companies &amp; enterprises .....</b>														
56	Admin, support, waste mgt, remediation services .....	(B)	(D)	(D)	2	1	—	1	—	—	—	—	—	—
561	Administrative & support services .....	1 261	3 918	17 653	26	15	1	4	2	2	—	1	1	—
56132	Employment services .....	1 086	3 049	13 745	6	2	—	1	—	1	—	1	1	—
56132	Temporary help services .....	(G)	(D)	(D)	4	1	—	—	—	1	—	1	1	—
<b>61 Educational services .....</b>														
61	Educational services .....	(B)	(D)	(D)	5	3	2	—	—	—	—	—	—	—
<b>62 Health care and social assistance .....</b>														
621	Ambulatory health care services .....	742	4 654	21 757	54	22	14	11	3	3	1	—	—	—
6211	Offices of physicians .....	534	3 886	18 160	47	19	12	10	3	3	—	—	—	—
62111	Offices of physicians .....	188	2 066	9 995	20	6	8	3	3	—	—	—	—	—
62111	Offices of physicians .....	188	2 066	9 995	20	6	8	3	3	—	—	—	—	—
6216	Home health care services .....	(C)	(D)	(D)	3	—	—	—	—	3	—	—	—	—
62161	Home health care services .....	(C)	(D)	(D)	3	—	—	—	—	3	—	—	—	—
623	Nursing & residential care facilities .....	(C)	(D)	(D)	2	1	—	—	—	—	1	—	—	—
6231	Nursing care facilities .....	(C)	(D)	(D)	1	—	—	—	—	—	1	—	—	—
62311	Nursing care facilities .....	(C)	(D)	(D)	1	—	—	—	—	—	1	—	—	—
<b>71 Arts, entertainment &amp; recreation .....</b>														
71	Arts, entertainment & recreation .....	68	159	685	5	3	1	—	—	1	—	—	—	—
<b>72 Accommodation &amp; food services .....</b>														
722	Food services & drinking places .....	(G)	(D)	(D)	59	17	9	8	16	7	2	—	—	—
7221	Full-service restaurants .....	557	1 297	5 557	21	6	4	3	3	4	1	—	—	—
72211	Full-service restaurants .....	557	1 297	5 557	21	6	4	3	3	4	1	—	—	—
722110	Full-service restaurants .....	557	1 297	5 557	21	6	4	3	3	4	1	—	—	—
7222	Limited-service eating places .....	855	1 884	7 610	37	10	5	5	13	3	1	—	—	—
72221	Limited-service eating places .....	855	1 884	7 610	37	10	5	5	13	3	1	—	—	—
722211	Limited-service restaurants .....	740	1 641	6 650	30	8	2	5	12	2	1	—	—	—
<b>81 Other services (except public administration) .....</b>														
811	Repair & maintenance .....	620	2 246	9 945	80	44	20	11	4	—	1	—	—	—
812	Personal & laundry services .....	101	471	2 269	26	18	7	1	—	—	—	—	—	—
812	Personal & laundry services .....	348	1 385	6 010	31	13	9	6	2	—	1	—	—	—
8121	Personal care services .....	(C)	(D)	(D)	23	12	6	4	1	—	—	—	—	—
81211	Hair, nail & skin care services .....	115	301	1 394	20	11	5	3	1	—	—	—	—	—
812112	Beauty salons .....	115	301	1 394	20	11	5	3	1	—	—	—	—	—
8123	Drycleaning & laundry services .....	185	735	3 180	4	—	1	1	1	—	1	—	—	—
81233	Linen & uniform supply .....	(C)	(D)	(D)	1	—	—	—	—	—	1	—	—	—
813	Religious, grantmaking, civic, prof & like organizations .....	171	390	1 666	23	13	4	4	2	—	—	—	—	—
8131	Religious organizations .....	139	347	1 466	14	6	3	3	2	—	—	—	—	—
81311	Religious organizations .....	139	347	1 466	14	6	3	3	2	—	—	—	—	—
813110	Religious organizations .....	139	347	1 466	14	6	3	3	2	—	—	—	—	—
99	Unclassified establishments .....	9	21	54	7	6	1	—	—	—	—	—	—	—

Note: Employment-size classes are indicated as follows: A—0 to 19; B—20 to 99; C—100 to 249; E—250 to 499; F—500 to 999; G—1,000 to 2,499; H—2,500 to 4,999; I—5,000 to 9,999; J—10,000 to 24,999; K—25,000 to 49,999; L—50,000 to 99,999; M—100,000 or more.

**Table 6. Counties—Employees, Payroll, and Establishments by Industry: 1999—Con.**

[Excludes most government employees, railroad employees, and self-employed persons. Size class 1 to 4 includes establishments with payroll, but no employees, during mid-March pay period. (D) denotes figures withheld to avoid disclosing data for individual companies; the data are included in broader industry totals. Detailed industries with 100 or more employees are shown if industry was not a (D). For explanation of terms, abbreviations, and data reliability/comparability, see introductory text]

NAICS code	Industry	Number of employees for week including March 12	Payroll (\$1,000)		Total number of establishments	Number of establishments by employment-size class								
			First quarter	Annual		1 to 4	5 to 9	10 to 19	20 to 49	50 to 99	100 to 249	250 to 499	500 to 999	1,000 or more
<b>COVINGTON (IC)</b>														
	<b>Total</b> .....	<b>4 624</b>	<b>38 913</b>	<b>157 041</b>	<b>265</b>	<b>149</b>	<b>67</b>	<b>22</b>	<b>16</b>	<b>5</b>	<b>3</b>	<b>2</b>	<b>-</b>	<b>1</b>
11	<b>Forestry, fishing, hunting, and agriculture support</b> .....	<b>18</b>	<b>68</b>	<b>334</b>	<b>7</b>	<b>5</b>	<b>2</b>	<b>-</b>	<b>-</b>	<b>-</b>	<b>-</b>	<b>-</b>	<b>-</b>	<b>-</b>
21	<b>Mining</b> .....	<b>(A)</b>	<b>(D)</b>	<b>(D)</b>	<b>1</b>	<b>-</b>	<b>1</b>	<b>-</b>	<b>-</b>	<b>-</b>	<b>-</b>	<b>-</b>	<b>-</b>	<b>-</b>
23	<b>Construction</b> .....	<b>214</b>	<b>1 346</b>	<b>5 869</b>	<b>28</b>	<b>14</b>	<b>10</b>	<b>1</b>	<b>2</b>	<b>1</b>	<b>-</b>	<b>-</b>	<b>-</b>	<b>-</b>
235	Special trade contractors .....	140	694	3 200	21	10	8	1	2	-	-	-	-	-
31-33	<b>Manufacturing</b> .....	<b>2 507</b>	<b>28 565</b>	<b>113 826</b>	<b>11</b>	<b>2</b>	<b>3</b>	<b>-</b>	<b>2</b>	<b>-</b>	<b>1</b>	<b>2</b>	<b>-</b>	<b>1</b>
322	Paper mfg .....	(G)	(D)	(D)	1	-	-	-	-	-	-	-	-	1
3221	Pulp, paper & paperboard mills .....	(G)	(D)	(D)	1	-	-	-	-	-	-	-	-	1
32213	Paperboard mills .....	(G)	(D)	(D)	1	-	-	-	-	-	-	-	-	1
325	Chemical mfg .....	(C)	(D)	(D)	4	1	2	-	-	-	1	-	-	-
3251	Basic chemical mfg .....	(C)	(D)	(D)	3	1	1	-	-	-	1	-	-	-
32518	Other basic inorganic chemical mfg .....	(C)	(D)	(D)	2	-	1	-	-	-	1	-	-	-
326	Plastics & rubber products mfg .....	(F)	(D)	(D)	2	-	-	-	-	-	-	2	-	-
3261	Plastics product mfg .....	(F)	(D)	(D)	2	-	-	-	-	-	-	2	-	-
32611	Unsupported plastics film, sheet, & bag mfg ..	(E)	(D)	(D)	1	-	-	-	-	-	-	1	-	-
32619	Other plastics product mfg .....	(E)	(D)	(D)	1	-	-	-	-	-	-	1	-	-
42	<b>Wholesale trade</b> .....	<b>48</b>	<b>326</b>	<b>1 333</b>	<b>11</b>	<b>8</b>	<b>1</b>	<b>2</b>	<b>-</b>	<b>-</b>	<b>-</b>	<b>-</b>	<b>-</b>	<b>-</b>
44-45	<b>Retail trade</b> .....	<b>722</b>	<b>2 711</b>	<b>11 183</b>	<b>61</b>	<b>30</b>	<b>18</b>	<b>8</b>	<b>2</b>	<b>2</b>	<b>1</b>	<b>-</b>	<b>-</b>	<b>-</b>
445	Food & beverage stores .....	130	416	1 714	9	6	1	-	-	2	-	-	-	-
4451	Grocery stores .....	(C)	(D)	(D)	7	4	1	-	-	2	-	-	-	-
44511	Grocery (except convenience) stores .....	(C)	(D)	(D)	3	1	-	-	-	2	-	-	-	-
452	General merchandise stores .....	286	1 048	4 181	6	2	2	-	1	-	1	-	-	-
4521	Department stores .....	(C)	(D)	(D)	1	-	-	-	-	-	1	-	-	-
45211	Department stores .....	(C)	(D)	(D)	1	-	-	-	-	-	1	-	-	-
48-49	<b>Transportation &amp; warehousing</b> .....	<b>(C)</b>	<b>(D)</b>	<b>(D)</b>	<b>6</b>	<b>4</b>	<b>-</b>	<b>-</b>	<b>-</b>	<b>1</b>	<b>1</b>	<b>-</b>	<b>-</b>	<b>-</b>
484	Truck transportation .....	(C)	(D)	(D)	6	4	-	-	-	1	1	-	-	-
4841	General freight trucking .....	(C)	(D)	(D)	4	2	-	-	-	1	1	-	-	-
48412	General freight trucking, long-distance .....	(C)	(D)	(D)	2	1	-	-	-	-	1	-	-	-
51	<b>Information</b> .....	<b>105</b>	<b>630</b>	<b>2 535</b>	<b>5</b>	<b>-</b>	<b>2</b>	<b>1</b>	<b>2</b>	<b>-</b>	<b>-</b>	<b>-</b>	<b>-</b>	<b>-</b>
52	<b>Finance &amp; insurance</b> .....	<b>104</b>	<b>592</b>	<b>2 270</b>	<b>12</b>	<b>4</b>	<b>5</b>	<b>2</b>	<b>1</b>	<b>-</b>	<b>-</b>	<b>-</b>	<b>-</b>	<b>-</b>
53	<b>Real estate &amp; rental &amp; leasing</b> .....	<b>47</b>	<b>206</b>	<b>680</b>	<b>11</b>	<b>8</b>	<b>2</b>	<b>-</b>	<b>1</b>	<b>-</b>	<b>-</b>	<b>-</b>	<b>-</b>	<b>-</b>
54	<b>Professional, scientific &amp; technical services</b> .....	<b>55</b>	<b>211</b>	<b>1 178</b>	<b>17</b>	<b>11</b>	<b>6</b>	<b>-</b>	<b>-</b>	<b>-</b>	<b>-</b>	<b>-</b>	<b>-</b>	<b>-</b>
56	<b>Admin, support, waste mgt, remediation services</b> .....	<b>107</b>	<b>540</b>	<b>2 379</b>	<b>10</b>	<b>6</b>	<b>1</b>	<b>1</b>	<b>2</b>	<b>-</b>	<b>-</b>	<b>-</b>	<b>-</b>	<b>-</b>
561	Administrative & support services .....	107	540	2 379	10	6	1	1	2	-	-	-	-	-
61	<b>Educational services</b> .....	<b>(A)</b>	<b>(D)</b>	<b>(D)</b>	<b>2</b>	<b>1</b>	<b>1</b>	<b>-</b>	<b>-</b>	<b>-</b>	<b>-</b>	<b>-</b>	<b>-</b>	<b>-</b>
62	<b>Health care and social assistance</b> .....	<b>96</b>	<b>265</b>	<b>1 335</b>	<b>14</b>	<b>10</b>	<b>2</b>	<b>1</b>	<b>-</b>	<b>1</b>	<b>-</b>	<b>-</b>	<b>-</b>	<b>-</b>
72	<b>Accommodation &amp; food services</b> .....	<b>223</b>	<b>462</b>	<b>2 118</b>	<b>19</b>	<b>8</b>	<b>3</b>	<b>4</b>	<b>4</b>	<b>-</b>	<b>-</b>	<b>-</b>	<b>-</b>	<b>-</b>
722	Food services & drinking places .....	(C)	(D)	(D)	15	7	3	2	3	-	-	-	-	-
81	<b>Other services (except public administration)</b> .....	<b>144</b>	<b>440</b>	<b>1 985</b>	<b>46</b>	<b>36</b>	<b>8</b>	<b>2</b>	<b>-</b>	<b>-</b>	<b>-</b>	<b>-</b>	<b>-</b>	<b>-</b>
95	<b>Auxiliaries (exc corporate, subsidiary &amp; regional mgt)</b> .....	<b>(A)</b>	<b>(D)</b>	<b>(D)</b>	<b>2</b>	<b>1</b>	<b>1</b>	<b>-</b>	<b>-</b>	<b>-</b>	<b>-</b>	<b>-</b>	<b>-</b>	<b>-</b>
99	<b>Unclassified establishments</b> .....	<b>(A)</b>	<b>(D)</b>	<b>(D)</b>	<b>2</b>	<b>1</b>	<b>1</b>	<b>-</b>	<b>-</b>	<b>-</b>	<b>-</b>	<b>-</b>	<b>-</b>	<b>-</b>
<b>DANVILLE (IC)</b>														
	<b>Total</b> .....	<b>26 866</b>	<b>155 972</b>	<b>655 637</b>	<b>1 492</b>	<b>720</b>	<b>370</b>	<b>219</b>	<b>112</b>	<b>44</b>	<b>16</b>	<b>7</b>	<b>1</b>	<b>3</b>
11	<b>Forestry, fishing, hunting, and agriculture support</b> .....	<b>(A)</b>	<b>(D)</b>	<b>(D)</b>	<b>2</b>	<b>2</b>	<b>-</b>	<b>-</b>	<b>-</b>	<b>-</b>	<b>-</b>	<b>-</b>	<b>-</b>	<b>-</b>
22	<b>Utilities</b> .....	<b>(A)</b>	<b>(D)</b>	<b>(D)</b>	<b>2</b>	<b>2</b>	<b>-</b>	<b>-</b>	<b>-</b>	<b>-</b>	<b>-</b>	<b>-</b>	<b>-</b>	<b>-</b>
23	<b>Construction</b> .....	<b>933</b>	<b>4 792</b>	<b>23 126</b>	<b>127</b>	<b>77</b>	<b>26</b>	<b>13</b>	<b>7</b>	<b>4</b>	<b>-</b>	<b>-</b>	<b>-</b>	<b>-</b>
233	Building, developing & general contracting .....	(E)	(D)	(D)	38	26	6	3	1	2	-	-	-	-
2333	Nonresidential building construction .....	(C)	(D)	(D)	6	1	1	2	1	1	-	-	-	-
235	Special trade contractors .....	574	2 631	13 127	86	50	20	10	5	1	-	-	-	-
2351	Plumbing, heating & AC contractor .....	100	445	2 070	18	9	7	2	-	-	-	-	-	-
23511	Plumbing, heating & AC contractor .....	100	445	2 070	18	9	7	2	-	-	-	-	-	-
235110	Plumbing, heating & AC contractor .....	100	445	2 070	18	9	7	2	-	-	-	-	-	-
2354	Masonry, drywall, insulation, tile contractors .....	110	348	1 377	17	9	6	1	1	-	-	-	-	-
2359	Other special trade contractors .....	126	676	3 827	14	6	3	3	2	-	-	-	-	-

Note: Employment-size classes are indicated as follows: A—0 to 19; B—20 to 99; C—100 to 249; E—250 to 499; F—500 to 999; G—1,000 to 2,499; H—2,500 to 4,999; I—5,000 to 9,999; J—10,000 to 24,999; K—25,000 to 49,999; L—50,000 to 99,999; M—100,000 or more.



**Table 6. Counties—Employees, Payroll, and Establishments by Industry: 1999—Con.**

[Excludes most government employees, railroad employees, and self-employed persons. Size class 1 to 4 includes establishments with payroll, but no employees, during mid-March pay period. (D) denotes figures withheld to avoid disclosing data for individual companies; the data are included in broader industry totals. Detailed industries with 100 or more employees are shown if industry was not a (D). For explanation of terms, abbreviations, and data reliability/comparability, see introductory text]

NAICS code	Industry	Number of employees for week including March 12	Payroll (\$1,000)		Total number of establishments	Number of establishments by employment-size class									
			First quarter	Annual		1 to 4	5 to 9	10 to 19	20 to 49	50 to 99	100 to 249	250 to 499	500 to 999	1,000 or more	
<b>DANVILLE (IC)—Con.</b>															
<b>31-33</b>	<b>Manufacturing</b>	<b>9 555</b>	<b>75 160</b>	<b>305 137</b>	<b>43</b>	<b>11</b>	<b>7</b>	<b>6</b>	<b>4</b>	<b>5</b>	<b>5</b>	<b>2</b>	<b>1</b>	<b>2</b>	
311	Food mfg	(E)	(D)	(D)	3	2	—	—	—	—	—	—	—	—	
3118	Bakeries & tortilla mfg	(E)	(D)	(D)	2	1	—	—	—	—	—	—	1	—	
31182	Cookie, cracker & pasta mfg	(E)	(D)	(D)	1	—	—	—	—	—	—	—	1	—	
312	Beverage & tobacco product mfg	(E)	(D)	(D)	3	—	1	—	—	1	—	1	—	—	
3122	Tobacco mfg	(E)	(D)	(D)	2	—	—	—	—	1	—	1	—	—	
31221	Tobacco stemming & redrying	(E)	(D)	(D)	2	—	—	—	—	1	—	1	—	—	
313	Textile mills	(H)	(D)	(D)	2	—	—	—	1	—	—	—	—	1	
3132	Fabric mills	(H)	(D)	(D)	1	—	—	—	—	—	—	—	—	1	
31321	Broadwoven fabric mills	(H)	(D)	(D)	1	—	—	—	—	—	—	—	—	1	
315	Apparel manufacturing	(F)	(D)	(D)	1	—	—	—	—	—	—	—	1	—	
3152	Cut & sew apparel mfg	(F)	(D)	(D)	1	—	—	—	—	—	—	—	1	—	
31529	Other cut & sew apparel mfg	(F)	(D)	(D)	1	—	—	—	—	—	—	—	1	—	
321	Wood product mfg	443	2 844	12 797	4	—	1	—	—	1	2	—	—	—	
3212	Veneer, plywood & engineered wood product mfg	(E)	(D)	(D)	2	—	—	—	—	1	1	—	—	—	
32121	Veneer, plywood & engineered wood product mfg	(E)	(D)	(D)	2	—	—	—	—	1	1	—	—	—	
3219	Other wood product mfg	(C)	(D)	(D)	2	—	1	—	—	—	1	—	—	—	
32199	All other wood product mfg	(C)	(D)	(D)	1	—	—	—	—	—	1	—	—	—	
322	Paper mfg	(C)	(D)	(D)	1	—	—	—	—	—	1	—	—	—	
3222	Converted paper product mfg	(C)	(D)	(D)	1	—	—	—	—	—	1	—	—	—	
32222	Paper bag & coated & treated paper mfg	(C)	(D)	(D)	1	—	—	—	—	—	1	—	—	—	
323	Printing & related support activities	139	828	3 582	9	3	2	2	1	1	—	—	—	—	
3231	Printing & related support activities	139	828	3 582	9	3	2	2	1	1	—	—	—	—	
32311	Printing	139	828	3 582	9	3	2	2	1	1	—	—	—	—	
324	Petroleum & coal products mfg	(C)	(D)	(D)	1	—	—	—	—	—	1	—	—	—	
3241	Petroleum & coal products mfg	(C)	(D)	(D)	1	—	—	—	—	—	1	—	—	—	
32419	Other petroleum & coal products mfg	(C)	(D)	(D)	1	—	—	—	—	—	1	—	—	—	
326	Plastics & rubber products mfg	(H)	(D)	(D)	2	—	—	1	—	—	—	—	—	1	
3262	Rubber product mfg	(H)	(D)	(D)	2	—	—	1	—	—	—	—	—	1	
32621	Tire mfg	(H)	(D)	(D)	2	—	—	1	—	—	—	—	—	1	
327	Nonmetallic mineral product mfg	(E)	(D)	(D)	2	—	—	—	—	1	1	—	—	—	
3272	Glass & glass product mfg	(C)	(D)	(D)	1	—	—	—	—	—	1	—	—	—	
32721	Glass & glass product mfg	(C)	(D)	(D)	1	—	—	—	—	—	1	—	—	—	
<b>42</b>	<b>Wholesale trade</b>	<b>818</b>	<b>4 970</b>	<b>21 483</b>	<b>57</b>	<b>22</b>	<b>16</b>	<b>12</b>	<b>3</b>	<b>3</b>	<b>1</b>	—	—	—	
421	Wholesale trade, durable goods	245	1 318	6 068	36	15	12	8	1	—	—	—	—	—	
422	Wholesale trade, nondurable goods	573	3 652	15 415	21	7	4	4	2	3	1	—	—	—	
4223	Apparel, piece goods & notions whse	(C)	(D)	(D)	1	—	—	—	—	—	1	—	—	—	
42231	Piece goods, notions & other dry goods whse	(C)	(D)	(D)	1	—	—	—	—	—	1	—	—	—	
4224	Grocery & related product whse	301	1 625	6 662	6	1	—	2	—	3	—	—	—	—	
42249	Other grocery & related products whse	(C)	(D)	(D)	3	1	—	—	—	2	—	—	—	—	
<b>44-45</b>	<b>Retail trade</b>	<b>4 173</b>	<b>15 316</b>	<b>66 715</b>	<b>347</b>	<b>128</b>	<b>118</b>	<b>62</b>	<b>24</b>	<b>10</b>	<b>4</b>	<b>1</b>	—	—	
441	Motor vehicle & parts dealers	628	3 724	16 286	53	17	14	13	7	2	—	—	—	—	
4411	Automobile dealers	391	2 635	11 640	28	11	6	3	6	2	—	—	—	—	
44111	New car dealers	331	2 058	9 184	14	1	3	3	5	2	—	—	—	—	
441110	New car dealers	331	2 058	9 184	14	1	3	3	5	2	—	—	—	—	
4413	Automotive parts, accessories & tire stores	214	1 004	4 251	22	4	8	9	1	—	—	—	—	—	
44131	Automotive parts, accessories & tire stores	148	645	2 680	17	4	7	6	—	—	—	—	—	—	
441310	Automotive parts, accessories & tire stores	148	645	2 680	17	4	7	6	—	—	—	—	—	—	
442	Furniture & home furnishing stores	145	578	2 718	19	8	8	2	—	1	—	—	—	—	
4421	Furniture stores	112	432	2 077	13	7	3	2	—	1	—	—	—	—	
44211	Furniture stores	112	432	2 077	13	7	3	2	—	1	—	—	—	—	
442110	Furniture stores	112	432	2 077	13	7	3	2	—	1	—	—	—	—	
444	Bldg material & garden equip & supp dealers	169	786	3 365	19	5	7	5	2	—	—	—	—	—	
4441	Building material & supplies dealers	132	671	2 851	16	5	5	5	1	—	—	—	—	—	
445	Food & beverage stores	779	2 286	9 458	41	13	8	7	7	5	1	—	—	—	
4451	Grocery stores	731	2 073	8 634	34	11	5	5	7	5	1	—	—	—	
44511	Grocery (except convenience) stores	661	1 922	7 884	20	3	2	3	6	5	1	—	—	—	
445110	Grocery (except convenience) stores	661	1 922	7 884	20	3	2	3	6	5	1	—	—	—	
446	Health & personal care stores	290	1 242	5 228	29	4	13	9	3	—	—	—	—	—	
4461	Health & personal care stores	290	1 242	5 228	29	4	13	9	3	—	—	—	—	—	
44611	Pharmacies & drug stores	236	1 117	4 692	18	—	7	8	3	—	—	—	—	—	
446110	Pharmacies & drug stores	236	1 117	4 692	18	—	7	8	3	—	—	—	—	—	
447	Gasoline stations	287	754	3 274	42	14	20	7	1	—	—	—	—	—	
4471	Gasoline stations	287	754	3 274	42	14	20	7	1	—	—	—	—	—	
44711	Gasoline stations with convenience stores	204	543	2 204	24	6	11	6	1	—	—	—	—	—	
447110	Gasoline stations with convenience stores	204	543	2 204	24	6	11	6	1	—	—	—	—	—	
448	Clothing & clothing accessories stores	272	809	4 020	49	23	19	7	—	—	—	—	—	—	
4481	Clothing stores	146	308	2 036	26	11	12	3	—	—	—	—	—	—	
451	Sporting goods, hobby, book & music stores	122	357	1 570	23	13	6	3	1	—	—	—	—	—	

Note: Employment-size classes are indicated as follows: A—0 to 19; B—20 to 99; C—100 to 249; E—250 to 499; F—500 to 999; G—1,000 to 2,499; H—2,500 to 4,999; I—5,000 to 9,999; J—10,000 to 24,999; K—25,000 to 49,999; L—50,000 to 99,999; M—100,000 or more.

**Table 6. Counties—Employees, Payroll, and Establishments by Industry: 1999—Con.**

[Excludes most government employees, railroad employees, and self-employed persons. Size class 1 to 4 includes establishments with payroll, but no employees, during mid-March pay period. (D) denotes figures withheld to avoid disclosing data for individual companies; the data are included in broader industry totals. Detailed industries with 100 or more employees are shown if industry was not a (D). For explanation of terms, abbreviations, and data reliability/comparability, see introductory text]

NAICS code	Industry	Number of employees for week including March 12	Payroll (\$1,000)		Total number of establishments	Number of establishments by employment-size class								
			First quarter	Annual		1 to 4	5 to 9	10 to 19	20 to 49	50 to 99	100 to 249	250 to 499	500 to 999	1,000 or more
<b>DANVILLE (IC)—Con.</b>														
<b>44-45 Retail trade—Con.</b>														
452	General merchandise stores .....	1 141	3 476	15 226	15	2	6	1	—	2	3	1	—	—
4521	Department stores .....	1 088	3 305	14 584	6	—	—	—	—	2	3	1	—	—
45211	Department stores .....	1 088	3 305	14 584	6	—	—	—	—	2	3	1	—	—
452110	Department stores .....	1 088	3 305	14 584	6	—	—	—	—	2	3	1	—	—
453	Miscellaneous store retailers .....	179	548	2 403	26	16	3	4	3	—	—	—	—	—
4532	Office supplies, stationery & gift stores .....	111	364	1 531	7	2	—	2	3	—	—	—	—	—
<b>48-49</b>	<b>Transportation &amp; warehousing .....</b>	<b>223</b>	<b>1 245</b>	<b>5 966</b>	<b>32</b>	<b>19</b>	<b>5</b>	<b>5</b>	<b>3</b>	—	—	—	—	—
484	Truck transportation .....	158	988	4 489	20	12	3	2	3	—	—	—	—	—
<b>51</b>	<b>Information .....</b>	<b>338</b>	<b>2 075</b>	<b>8 808</b>	<b>19</b>	<b>3</b>	<b>8</b>	<b>4</b>	<b>3</b>	—	<b>1</b>	—	—	—
511	Publishing industries .....	(C)	(D)	(D)	1	—	—	—	—	—	1	—	—	—
5111	Newspaper, periodical, book, database publishers .....	(C)	(D)	(D)	1	—	—	—	—	—	1	—	—	—
51111	Newspaper publishers .....	(C)	(D)	(D)	1	—	—	—	—	—	1	—	—	—
513	Broadcasting & telecommunications .....	187	1 417	6 042	14	3	7	1	3	—	—	—	—	—
<b>52</b>	<b>Finance &amp; insurance .....</b>	<b>1 044</b>	<b>6 660</b>	<b>26 385</b>	<b>130</b>	<b>72</b>	<b>40</b>	<b>12</b>	<b>4</b>	<b>1</b>	—	<b>1</b>	—	—
522	Credit intermediation & related activities .....	779	4 911	18 724	67	27	27	8	3	1	—	1	—	—
5221	Depository credit intermediation .....	425	2 780	10 512	46	13	21	8	3	1	—	—	—	—
52211	Commercial banking .....	299	1 909	7 225	33	8	16	6	3	—	—	—	—	—
522110	Commercial banking .....	299	1 909	7 225	33	8	16	6	3	—	—	—	—	—
5223	Activities related to credit intermediation .....	(E)	(D)	(D)	6	4	1	—	—	—	—	1	—	—
52239	Other credit intermediation activities .....	(E)	(D)	(D)	4	3	—	—	—	—	—	1	—	—
524	Insurance carriers & related activities .....	(C)	(D)	(D)	56	40	12	3	1	—	—	—	—	—
5242	Agencies & other insurance related activities .....	151	845	3 706	44	32	10	2	—	—	—	—	—	—
52421	Insurance agencies & brokerages .....	114	651	2 850	36	28	7	1	—	—	—	—	—	—
524210	Insurance agencies & brokerages .....	114	651	2 850	36	28	7	1	—	—	—	—	—	—
<b>53</b>	<b>Real estate &amp; rental &amp; leasing .....</b>	<b>263</b>	<b>1 030</b>	<b>4 391</b>	<b>62</b>	<b>45</b>	<b>12</b>	<b>4</b>	<b>1</b>	—	—	—	—	—
531	Real estate .....	143	542	2 146	46	37	6	3	—	—	—	—	—	—
532	Rental & leasing services .....	120	488	2 245	16	8	6	1	1	—	—	—	—	—
<b>54</b>	<b>Professional, scientific &amp; technical services .....</b>	<b>652</b>	<b>3 133</b>	<b>14 656</b>	<b>81</b>	<b>52</b>	<b>15</b>	<b>8</b>	<b>4</b>	<b>1</b>	<b>1</b>	—	—	—
541	Professional, scientific & technical services .....	652	3 133	14 656	81	52	15	8	4	1	1	—	—	—
5411	Legal services .....	151	1 066	5 682	28	18	5	3	2	—	—	—	—	—
54111	Offices of lawyers .....	146	1 047	5 600	25	15	5	3	2	—	—	—	—	—
541110	Offices of lawyers .....	146	1 047	5 600	25	15	5	3	2	—	—	—	—	—
5412	Accounting, tax prep, bookkeep, payroll services .....	326	1 120	4 520	23	12	6	3	1	—	1	—	—	—
54121	Accounting, tax prep, bookkeep, payroll services .....	326	1 120	4 520	23	12	6	3	1	—	1	—	—	—
<b>55</b>	<b>Management of companies &amp; enterprises .....</b>	<b>199</b>	<b>2 146</b>	<b>9 918</b>	<b>12</b>	<b>3</b>	<b>3</b>	<b>3</b>	<b>2</b>	<b>1</b>	—	—	—	—
551	Management of companies & enterprises .....	199	2 146	9 918	12	3	3	3	2	1	—	—	—	—
5511	Management of companies & enterprises .....	199	2 146	9 918	12	3	3	3	2	1	—	—	—	—
55111	Management of companies & enterprises .....	199	2 146	9 918	12	3	3	3	2	1	—	—	—	—
551114	Corp. subsidiary & regional managing offices .....	199	2 146	9 918	12	3	3	3	2	1	—	—	—	—
<b>56</b>	<b>Admin, support, waste mgt, remediation services .....</b>	<b>402</b>	<b>1 429</b>	<b>7 146</b>	<b>52</b>	<b>32</b>	<b>6</b>	<b>9</b>	<b>4</b>	<b>1</b>	—	—	—	—
561	Administrative & support services .....	402	1 429	7 146	52	32	6	9	4	1	—	—	—	—
5613	Employment services .....	110	404	2 325	5	2	—	1	1	1	—	—	—	—
56132	Temporary help services .....	(C)	(D)	(D)	4	1	—	1	1	1	—	—	—	—
5617	Services to buildings & dwellings .....	215	614	2 866	32	21	2	6	3	—	—	—	—	—
56172	Janitorial services .....	132	282	1 271	15	7	2	4	2	—	—	—	—	—
561720	Janitorial services .....	132	282	1 271	15	7	2	4	2	—	—	—	—	—
<b>61</b>	<b>Educational services .....</b>	<b>425</b>	<b>2 239</b>	<b>9 467</b>	<b>14</b>	<b>4</b>	<b>6</b>	<b>1</b>	<b>2</b>	—	—	<b>1</b>	—	—
611	Educational services .....	425	2 239	9 467	14	4	6	1	2	—	—	1	—	—
6113	Colleges, universities & professional schools .....	(E)	(D)	(D)	2	—	—	1	—	—	—	1	—	—
61131	Colleges, universities & professional schools .....	(E)	(D)	(D)	2	—	—	1	—	—	—	1	—	—
<b>62</b>	<b>Health care and social assistance .....</b>	<b>3 983</b>	<b>25 208</b>	<b>108 004</b>	<b>156</b>	<b>63</b>	<b>39</b>	<b>29</b>	<b>16</b>	<b>3</b>	<b>3</b>	<b>2</b>	—	<b>1</b>
621	Ambulatory health care services .....	1 445	11 128	50 655	118	48	35	20	13	1	—	1	—	—
6211	Offices of physicians .....	679	6 396	32 247	59	23	11	16	8	1	—	—	—	—
62111	Offices of physicians .....	679	6 396	32 247	59	23	11	16	8	1	—	—	—	—
621111	Offices of physicians (exc mental health) .....	667	6 365	32 090	53	17	11	16	8	1	—	—	—	—
6212	Offices of dentists .....	174	1 087	5 221	29	8	18	3	—	—	—	—	—	—
62121	Offices of dentists .....	174	1 087	5 221	29	8	18	3	—	—	—	—	—	—
621210	Offices of dentists .....	174	1 087	5 221	29	8	18	3	—	—	—	—	—	—
6213	Offices of other health practitioners .....	127	676	2 962	20	13	4	1	2	—	—	—	—	—
6216	Home health care services .....	(E)	(D)	(D)	3	1	—	—	1	—	—	1	—	—
62161	Home health care services .....	(E)	(D)	(D)	3	1	—	—	1	—	—	1	—	—
622	Hospitals .....	(G)	(D)	(D)	1	—	—	—	—	—	—	—	—	1
6221	General medical & surgical hospitals .....	(G)	(D)	(D)	1	—	—	—	—	—	—	—	—	1
62211	General medical & surgical hospitals .....	(G)	(D)	(D)	1	—	—	—	—	—	—	—	—	1

Note: Employment-size classes are indicated as follows: A—0 to 19; B—20 to 99; C—100 to 249; E—250 to 499; F—500 to 999; G—1,000 to 2,499; H—2,500 to 4,999; I—5,000 to 9,999; J—10,000 to 24,999; K—25,000 to 49,999; L—50,000 to 99,999; M—100,000 or more.

**Table 6. Counties—Employees, Payroll, and Establishments by Industry: 1999—Con.**

[Excludes most government employees, railroad employees, and self-employed persons. Size class 1 to 4 includes establishments with payroll, but no employees, during mid-March pay period. (D) denotes figures withheld to avoid disclosing data for individual companies; the data are included in broader industry totals. Detailed industries with 100 or more employees are shown if industry was not a (D). For explanation of terms, abbreviations, and data reliability/comparability, see introductory text]

NAICS code	Industry	Number of employees for week including March 12	Payroll (\$1,000)		Total number of establishments	Number of establishments by employment-size class									
			First quarter	Annual		1 to 4	5 to 9	10 to 19	20 to 49	50 to 99	100 to 249	250 to 499	500 to 999	1,000 or more	
<b>DANVILLE (IC)—Con.</b>															
<b>62 Health care and social assistance—Con.</b>															
623	Nursing & residential care facilities .....	(F)	(D)	(D)	14	4	2	1	2	1	3	1	—	—	
6231	Nursing care facilities .....	671	2 495	10 433	5	1	—	—	—	1	2	1	—	—	
62311	Nursing care facilities .....	671	2 495	10 433	5	1	—	—	—	1	2	1	—	—	
623110	Nursing care facilities .....	671	2 495	10 433	5	1	—	—	—	1	2	1	—	—	
6233	Community care facilities for the elderly .....	(C)	(D)	(D)	7	2	1	1	2	—	1	—	—	—	
62331	Community care facilities for the elderly .....	(C)	(D)	(D)	7	2	1	1	2	—	1	—	—	—	
624	Social assistance .....	(C)	(D)	(D)	23	11	2	8	1	1	—	—	—	—	
6244	Child day care services .....	117	357	1 332	9	2	1	5	—	1	—	—	—	—	
62441	Child day care services .....	117	357	1 332	9	2	1	5	—	1	—	—	—	—	
624410	Child day care services .....	117	357	1 332	9	2	1	5	—	1	—	—	—	—	
71	<b>Arts, entertainment &amp; recreation .....</b>	<b>179</b>	<b>346</b>	<b>1 619</b>	<b>16</b>	<b>9</b>	<b>1</b>	<b>4</b>	<b>1</b>	<b>1</b>	—	—	—	—	
72	<b>Accommodation &amp; food services .....</b>	<b>2 223</b>	<b>4 861</b>	<b>20 682</b>	<b>111</b>	<b>28</b>	<b>22</b>	<b>23</b>	<b>26</b>	<b>12</b>	—	—	—	—	
721	Accommodation .....	185	469	2 158	10	2	2	3	2	1	—	—	—	—	
7211	Traveler accommodation .....	185	469	2 158	10	2	2	3	2	1	—	—	—	—	
72111	Hotels (exc casino hotels) & motels .....	185	469	2 158	10	2	2	3	2	1	—	—	—	—	
721110	Hotels (exc casino hotels) & motels .....	185	469	2 158	10	2	2	3	2	1	—	—	—	—	
722	Food services & drinking places .....	2 038	4 392	18 524	101	26	20	20	24	11	—	—	—	—	
7221	Full-service restaurants .....	855	1 737	7 004	43	15	8	4	10	6	—	—	—	—	
72211	Full-service restaurants .....	855	1 737	7 004	43	15	8	4	10	6	—	—	—	—	
722110	Full-service restaurants .....	855	1 737	7 004	43	15	8	4	10	6	—	—	—	—	
7222	Limited-service eating places .....	1 076	2 290	10 127	53	9	12	14	14	4	—	—	—	—	
72221	Limited-service eating places .....	1 076	2 290	10 127	53	9	12	14	14	4	—	—	—	—	
722211	Limited-service restaurants .....	956	1 968	8 664	49	9	10	14	13	3	—	—	—	—	
7223	Special food services .....	(C)	(D)	(D)	4	1	—	2	—	1	—	—	—	—	
81	<b>Other services (except public administration) .....</b>	<b>1 426</b>	<b>5 163</b>	<b>21 274</b>	<b>222</b>	<b>144</b>	<b>43</b>	<b>24</b>	<b>8</b>	<b>2</b>	<b>1</b>	—	—	—	
811	Repair & maintenance .....	330	1 364	5 755	71	45	17	7	2	—	—	—	—	—	
8111	Automotive repair & maintenance .....	210	790	3 242	48	32	9	6	1	—	—	—	—	—	
81111	Automotive mechanical & electrical R&M .....	130	510	2 049	33	23	6	4	—	—	—	—	—	—	
812	Personal & laundry services .....	335	1 313	5 389	54	37	5	9	2	1	—	—	—	—	
8122	Death care services .....	(C)	(D)	(D)	8	1	2	3	2	—	—	—	—	—	
8123	Drycleaning & laundry services .....	179	660	2 574	25	18	2	4	—	1	—	—	—	—	
813	Religious, grantmaking, civic, prof & like organizations .....	761	2 486	10 130	97	62	21	8	4	1	1	—	—	—	
8131	Religious organizations .....	496	1 249	5 061	74	44	19	8	2	1	—	—	—	—	
81311	Religious organizations .....	496	1 249	5 061	74	44	19	8	2	1	—	—	—	—	
813110	Religious organizations .....	496	1 249	5 061	74	44	19	8	2	1	—	—	—	—	
8133	Social advocacy organizations .....	(C)	(D)	(D)	2	—	1	—	—	—	1	—	—	—	
81331	Social advocacy organizations .....	(C)	(D)	(D)	2	—	1	—	—	—	1	—	—	—	
95	<b>Auxiliaries (exc corporate, subsidiary &amp; regional mgt) .....</b>	<b>(A)</b>	<b>(D)</b>	<b>(D)</b>	<b>2</b>	—	<b>2</b>	—	—	—	—	—	—	—	
99	<b>Unclassified establishments .....</b>	<b>11</b>	<b>10</b>	<b>88</b>	<b>5</b>	<b>4</b>	<b>1</b>	—	—	—	—	—	—	—	
<b>EMPORIA (IC)</b>															
<b>Total .....</b>		<b>4 413</b>	<b>19 687</b>	<b>93 447</b>	<b>268</b>	<b>135</b>	<b>61</b>	<b>32</b>	<b>19</b>	<b>15</b>	<b>2</b>	<b>4</b>	—	—	
11	<b>Forestry, fishing, hunting, and agriculture support .....</b>	<b>16</b>	<b>99</b>	<b>297</b>	<b>4</b>	<b>2</b>	<b>2</b>	—	—	—	—	—	—	—	
22	<b>Utilities .....</b>	<b>(B)</b>	<b>(D)</b>	<b>(D)</b>	<b>1</b>	—	—	—	<b>1</b>	—	—	—	—	—	
23	<b>Construction .....</b>	<b>62</b>	<b>233</b>	<b>1 046</b>	<b>17</b>	<b>12</b>	<b>4</b>	<b>1</b>	—	—	—	—	—	—	
31-33	<b>Manufacturing .....</b>	<b>1 373</b>	<b>7 630</b>	<b>34 101</b>	<b>12</b>	<b>1</b>	<b>2</b>	—	<b>1</b>	<b>4</b>	<b>2</b>	<b>2</b>	—	—	
313	Textile mills .....	(E)	(D)	(D)	3	—	—	—	—	1	1	1	—	—	
3132	Fabric mills .....	(E)	(D)	(D)	2	—	—	—	—	—	1	1	—	—	
31321	Broadwoven fabric mills .....	(E)	(D)	(D)	1	—	—	—	—	—	—	1	—	—	
31322	Narrow fabric mills & schiffli mach embroidery .....	(C)	(D)	(D)	1	—	—	—	—	—	—	1	—	—	
321	Wood product mfg .....	(E)	(D)	(D)	2	—	—	—	—	1	—	1	—	—	
3212	Veneer, plywood & engineered wood product mfg .....	(E)	(D)	(D)	1	—	—	—	—	—	—	1	—	—	
32121	Veneer, plywood & engineered wood product mfg .....	(E)	(D)	(D)	1	—	—	—	—	—	—	1	—	—	
326	Plastics & rubber products mfg .....	(C)	(D)	(D)	1	—	—	—	—	—	1	—	—	—	
3261	Plastics product mfg .....	(C)	(D)	(D)	1	—	—	—	—	—	1	—	—	—	
32619	Other plastics product mfg .....	(C)	(D)	(D)	1	—	—	—	—	—	1	—	—	—	
331	Primary metal mfg .....	(C)	(D)	(D)	2	—	1	—	—	1	—	—	—	—	
42	<b>Wholesale trade .....</b>	<b>125</b>	<b>635</b>	<b>2 764</b>	<b>6</b>	<b>3</b>	<b>1</b>	<b>1</b>	—	<b>1</b>	—	—	—	—	

Note: Employment-size classes are indicated as follows: A—0 to 19; B—20 to 99; C—100 to 249; E—250 to 499; F—500 to 999; G—1,000 to 2,499; H—2,500 to 4,999; I—5,000 to 9,999; J—10,000 to 24,999; K—25,000 to 49,999; L—50,000 to 99,999; M—100,000 or more.

**Table 6. Counties—Employees, Payroll, and Establishments by Industry: 1999—Con.**

[Excludes most government employees, railroad employees, and self-employed persons. Size class 1 to 4 includes establishments with payroll, but no employees, during mid-March pay period. (D) denotes figures withheld to avoid disclosing data for individual companies; the data are included in broader industry totals. Detailed industries with 100 or more employees are shown if industry was not a (D). For explanation of terms, abbreviations, and data reliability/comparability, see introductory text]

NAICS code	Industry	Number of employees for week including March 12	Payroll (\$1,000)		Total number of establishments	Number of establishments by employment-size class									
			First quarter	Annual		1 to 4	5 to 9	10 to 19	20 to 49	50 to 99	100 to 249	250 to 499	500 to 999	1,000 or more	
<b>EMPORIA (IC)—Con.</b>															
<b>44-45</b>	<b>Retail trade</b> .....	<b>812</b>	<b>2 652</b>	<b>11 556</b>	<b>81</b>	<b>34</b>	<b>25</b>	<b>12</b>	<b>5</b>	<b>5</b>	-	-	-	-	
441	Motor vehicle & parts dealers .....	141	644	2 740	14	9	1	2	1	1	-	-	-	-	
445	Food & beverage stores .....	225	608	2 442	13	4	5	-	2	2	-	-	-	-	
4451	Grocery stores .....	206	528	2 089	9	2	3	-	2	2	-	-	-	-	
44511	Grocery (except convenience) stores .....	194	497	1 938	6	1	1	-	2	2	-	-	-	-	
445110	Grocery (except convenience) stores .....	194	497	1 938	6	1	1	-	2	2	-	-	-	-	
447	Gasoline stations .....	159	379	1 787	11	2	6	1	-	2	-	-	-	-	
4471	Gasoline stations .....	159	379	1 787	11	2	6	1	-	2	-	-	-	-	
44711	Gasoline stations with convenience stores ...	(C)	(D)	(D)	10	1	6	1	-	2	-	-	-	-	
<b>48-49</b>	<b>Transportation &amp; warehousing</b> .....	<b>(E)</b>	<b>(D)</b>	<b>(D)</b>	<b>8</b>	<b>5</b>	-	<b>1</b>	<b>1</b>	-	-	<b>1</b>	-	-	
484	Truck transportation .....	(E)	(D)	(D)	4	1	-	1	1	-	-	1	-	-	
4841	General freight trucking .....	(E)	(D)	(D)	3	-	-	1	1	-	-	1	-	-	
48412	General freight trucking, long-distance .....	(E)	(D)	(D)	3	-	-	1	1	-	-	1	-	-	
<b>51</b>	<b>Information</b> .....	<b>(B)</b>	<b>(D)</b>	<b>(D)</b>	<b>5</b>	<b>1</b>	<b>1</b>	<b>2</b>	<b>1</b>	-	-	-	-	-	
<b>52</b>	<b>Finance &amp; insurance</b> .....	<b>77</b>	<b>382</b>	<b>1 738</b>	<b>14</b>	<b>5</b>	<b>7</b>	<b>2</b>	-	-	-	-	-	-	
<b>53</b>	<b>Real estate &amp; rental &amp; leasing</b> .....	<b>42</b>	<b>147</b>	<b>696</b>	<b>15</b>	<b>11</b>	<b>4</b>	-	-	-	-	-	-	-	
<b>54</b>	<b>Professional, scientific &amp; technical services</b> .....	<b>87</b>	<b>482</b>	<b>1 948</b>	<b>18</b>	<b>11</b>	<b>4</b>	<b>3</b>	-	-	-	-	-	-	
<b>56</b>	<b>Admin. support, waste mgt, remediation services</b> .....	<b>16</b>	<b>85</b>	<b>528</b>	<b>4</b>	<b>3</b>	-	<b>1</b>	-	-	-	-	-	-	
<b>62</b>	<b>Health care and social assistance</b> .....	<b>652</b>	<b>3 089</b>	<b>16 027</b>	<b>17</b>	<b>7</b>	<b>3</b>	<b>1</b>	<b>4</b>	<b>1</b>	-	<b>1</b>	-	-	
621	Ambulatory health care services .....	113	990	4 884	11	5	3	1	2	-	-	-	-	-	
622	Hospitals .....	(E)	(D)	(D)	2	1	-	-	-	-	-	1	-	-	
6221	General medical & surgical hospitals .....	(E)	(D)	(D)	2	1	-	-	-	-	-	1	-	-	
62211	General medical & surgical hospitals .....	(E)	(D)	(D)	2	1	-	-	-	-	-	1	-	-	
623	Nursing & residential care facilities .....	(C)	(D)	(D)	2	-	-	-	1	1	-	-	-	-	
<b>71</b>	<b>Arts, entertainment &amp; recreation</b> .....	<b>(A)</b>	<b>(D)</b>	<b>(D)</b>	<b>1</b>	<b>1</b>	-	-	-	-	-	-	-	-	
<b>72</b>	<b>Accommodation &amp; food services</b> .....	<b>554</b>	<b>1 073</b>	<b>4 916</b>	<b>26</b>	<b>9</b>	-	<b>7</b>	<b>6</b>	<b>4</b>	-	-	-	-	
721	Accommodation .....	141	327	1 420	4	-	-	1	2	1	-	-	-	-	
7211	Traveler accommodation .....	141	327	1 420	4	-	-	1	2	1	-	-	-	-	
72111	Hotels (exc casino hotels) & motels .....	141	327	1 420	4	-	-	1	2	1	-	-	-	-	
721110	Hotels (exc casino hotels) & motels .....	141	327	1 420	4	-	-	1	2	1	-	-	-	-	
722	Food services & drinking places .....	413	746	3 496	22	9	-	6	4	3	-	-	-	-	
7221	Full-service restaurants .....	(C)	(D)	(D)	11	6	-	2	2	1	-	-	-	-	
72211	Full-service restaurants .....	(C)	(D)	(D)	11	6	-	2	2	1	-	-	-	-	
7222	Limited-service eating places .....	244	395	1 814	10	2	-	4	2	2	-	-	-	-	
72221	Limited-service eating places .....	244	395	1 814	10	2	-	4	2	2	-	-	-	-	
722211	Limited-service restaurants .....	244	395	1 814	10	2	-	4	2	2	-	-	-	-	
<b>81</b>	<b>Other services (except public administration)</b> .....	<b>102</b>	<b>214</b>	<b>916</b>	<b>32</b>	<b>23</b>	<b>8</b>	<b>1</b>	-	-	-	-	-	-	
<b>95</b>	<b>Auxiliaries (exc corporate, subsidiary &amp; regional mgt)</b> .....	<b>(A)</b>	<b>(D)</b>	<b>(D)</b>	<b>1</b>	<b>1</b>	-	-	-	-	-	-	-	-	
<b>99</b>	<b>Unclassified establishments</b> .....	<b>(A)</b>	<b>(D)</b>	<b>(D)</b>	<b>6</b>	<b>6</b>	-	-	-	-	-	-	-	-	
<b>FAIRFAX (IC)</b>															
	<b>Total</b> .....	<b>35 756</b>	<b>344 575</b>	<b>1 499 275</b>	<b>2 132</b>	<b>1 090</b>	<b>440</b>	<b>283</b>	<b>186</b>	<b>84</b>	<b>40</b>	<b>7</b>	-	<b>2</b>	
<b>21</b>	<b>Mining</b> .....	<b>(A)</b>	<b>(D)</b>	<b>(D)</b>	<b>2</b>	<b>1</b>	<b>1</b>	-	-	-	-	-	-	-	
<b>22</b>	<b>Utilities</b> .....	<b>(C)</b>	<b>(D)</b>	<b>(D)</b>	<b>1</b>	-	-	-	-	-	<b>1</b>	-	-	-	
221	Utilities .....	(C)	(D)	(D)	1	-	-	-	-	-	1	-	-	-	
2211	Elec pwr generation, transmsn & distribution ...	(C)	(D)	(D)	1	-	-	-	-	-	1	-	-	-	
22112	Electric pwr transmsn, control & distribution ..	(C)	(D)	(D)	1	-	-	-	-	-	1	-	-	-	
<b>23</b>	<b>Construction</b> .....	<b>1 438</b>	<b>10 915</b>	<b>51 870</b>	<b>127</b>	<b>75</b>	<b>16</b>	<b>20</b>	<b>10</b>	<b>3</b>	<b>3</b>	-	-	-	
233	Building, developing & general contracting .....	(E)	(D)	(D)	46	29	7	7	3	-	-	-	-	-	
2333	Nonresidential building construction .....	180	1 687	8 421	12	2	2	5	3	-	-	-	-	-	
23332	Commercial & institutional bldg construction ..	180	1 687	8 421	12	2	2	5	3	-	-	-	-	-	
233320	Commercial & institutional bldg construction ..	180	1 687	8 421	12	2	2	5	3	-	-	-	-	-	
234	Heavy construction .....	(C)	(D)	(D)	3	1	-	-	1	-	1	-	-	-	
2349	Other heavy construction .....	(C)	(D)	(D)	2	-	-	-	1	-	1	-	-	-	
23492	Pwr, communication transmsn line construction .....	(C)	(D)	(D)	1	-	-	-	-	-	1	-	-	-	
235	Special trade contractors .....	946	6 863	31 931	78	45	9	13	6	3	2	-	-	-	
2351	Plumbing, heating & AC contractor .....	198	1 539	7 670	13	8	1	2	-	2	-	-	-	-	
23511	Plumbing, heating & AC contractor .....	198	1 539	7 670	13	8	1	2	-	2	-	-	-	-	
235110	Plumbing, heating & AC contractor .....	198	1 539	7 670	13	8	1	2	-	2	-	-	-	-	
2353	Electrical contractors .....	324	2 569	10 291	21	11	1	4	3	1	1	-	-	-	
23531	Electrical contractors .....	324	2 569	10 291	21	11	1	4	3	1	1	-	-	-	
235310	Electrical contractors .....	324	2 569	10 291	21	11	1	4	3	1	1	-	-	-	
2357	Concrete contractors .....	285	1 788	8 936	10	2	2	2	3	-	1	-	-	-	
23571	Concrete contractors .....	285	1 788	8 936	10	2	2	2	3	-	1	-	-	-	
235710	Concrete contractors .....	285	1 788	8 936	10	2	2	2	3	-	1	-	-	-	

Note: Employment-size classes are indicated as follows: A—0 to 19; B—20 to 99; C—100 to 249; E—250 to 499; F—500 to 2,499; G—1,000 to 2,499; H—2,500 to 4,999; I—5,000 to 9,999; J—10,000 to 24,999; K—25,000 to 49,999; L—50,000 to 99,999; M—100,000 or more.

Table 6. Counties—Employees, Payroll, and Establishments by Industry: 1999—Con.

[Excludes most government employees, railroad employees, and self-employed persons. Size class 1 to 4 includes establishments with payroll, but no employees, during mid-March pay period. (D) denotes figures withheld to avoid disclosing data for individual companies; the data are included in broader industry totals. Detailed industries with 100 or more employees are shown if industry was not a (D). For explanation of terms, abbreviations, and data reliability/comparability, see introductory text]

NAICS code	Industry	Number of employees for week including March 12	Payroll (\$1,000)		Total number of establishments	Number of establishments by employment-size class									
			First quarter	Annual		1 to 4	5 to 9	10 to 19	20 to 49	50 to 99	100 to 249	250 to 499	500 to 999	1,000 or more	
<b>FAIRFAX (IC)—Con.</b>															
<b>31-33</b>	<b>Manufacturing</b>	<b>255</b>	<b>1 775</b>	<b>8 229</b>	<b>38</b>	<b>24</b>	<b>7</b>	<b>2</b>	<b>5</b>	—	—	—	—	—	
323	Printing & related support activities	104	802	3 610	16	9	4	2	1	—	—	—	—	—	
3231	Printing & related support activities	104	802	3 610	16	9	4	2	1	—	—	—	—	—	
<b>42</b>	<b>Wholesale trade</b>	<b>609</b>	<b>6 305</b>	<b>27 947</b>	<b>54</b>	<b>27</b>	<b>11</b>	<b>8</b>	<b>6</b>	<b>1</b>	<b>1</b>	—	—	—	
421	Wholesale trade, durable goods	475	4 685	20 914	42	23	8	6	3	1	1	—	—	—	
4214	Professional & commercial equip & supp whlse	308	2 803	12 082	15	4	4	4	1	1	1	—	—	—	
42143	Computer & peripheral equip & software whlse	248	2 207	9 489	9	2	2	3	—	1	1	—	—	—	
421430	Computer & peripheral equip & software whlse	248	2 207	9 489	9	2	2	3	—	1	1	—	—	—	
422	Wholesale trade, nondurable goods	134	1 620	7 033	12	4	3	2	3	—	—	—	—	—	
<b>44-45</b>	<b>Retail trade</b>	<b>5 883</b>	<b>34 560</b>	<b>152 278</b>	<b>301</b>	<b>106</b>	<b>79</b>	<b>49</b>	<b>33</b>	<b>24</b>	<b>9</b>	<b>1</b>	—	—	
441	Motor vehicle & parts dealers	1 689	15 535	69 290	33	7	5	6	3	7	4	1	—	—	
4411	Automobile dealers	1 550	14 570	64 182	20	6	—	—	2	7	4	1	—	—	
44111	New car dealers	1 537	14 498	63 846	15	1	—	—	2	7	4	1	—	—	
441110	New car dealers	1 537	14 498	63 846	15	1	—	—	2	7	4	1	—	—	
4413	Automotive parts, accessories & tire stores	(C)	(D)	(D)	12	1	5	5	1	—	—	—	—	—	
442	Furniture & home furnishing stores	295	1 353	6 491	33	15	7	8	2	1	—	—	—	—	
4421	Furniture stores	124	758	3 630	16	7	3	5	1	—	—	—	—	—	
44211	Furniture stores	124	758	3 630	16	7	3	5	1	—	—	—	—	—	
442110	Furniture stores	124	758	3 630	16	7	3	5	1	—	—	—	—	—	
4422	Home furnishings stores	171	595	2 861	17	8	4	3	1	1	—	—	—	—	
44229	Other home furnishings stores	(C)	(D)	(D)	13	5	3	3	1	1	—	—	—	—	
443	Electronics & appliance stores	506	3 925	16 970	21	9	6	1	1	3	1	—	—	—	
4431	Electronics & appliance stores	506	3 925	16 970	21	9	6	1	1	3	1	—	—	—	
44311	Appliance, TV & all other electronics stores	(E)	(D)	(D)	13	5	4	1	1	1	1	—	—	—	
443112	Radio, television & other electronics stores	293	1 366	6 630	10	4	3	—	1	1	1	—	—	—	
44312	Computer & software stores	188	2 418	9 670	7	3	2	—	—	2	—	—	—	—	
443120	Computer & software stores	188	2 418	9 670	7	3	2	—	—	2	—	—	—	—	
444	Bldg material & garden equip & supp dealers	496	2 387	11 372	20	12	3	1	1	1	2	—	—	—	
4441	Building material & supplies dealers	468	2 316	11 043	17	10	3	1	—	1	2	—	—	—	
44411	Home centers	(E)	(D)	(D)	4	1	—	—	—	1	2	—	—	—	
445	Food & beverage stores	755	3 955	16 215	31	9	9	5	2	4	2	—	—	—	
4451	Grocery stores	(F)	(D)	(D)	22	5	4	5	2	4	2	—	—	—	
44511	Grocery (except convenience) stores	622	3 453	14 240	13	5	—	—	2	4	2	—	—	—	
445110	Grocery (except convenience) stores	622	3 453	14 240	13	5	—	—	2	4	2	—	—	—	
446	Health & personal care stores	254	1 024	4 426	25	10	7	1	7	—	—	—	—	—	
4461	Health & personal care stores	254	1 024	4 426	25	10	7	1	7	—	—	—	—	—	
44611	Pharmacies & drug stores	(C)	(D)	(D)	5	—	—	—	5	—	—	—	—	—	
447	Gasoline stations	181	721	3 193	21	7	5	7	2	—	—	—	—	—	
4471	Gasoline stations	181	721	3 193	21	7	5	7	2	—	—	—	—	—	
44719	Other gasoline stations	132	626	2 787	15	4	3	7	1	—	—	—	—	—	
447190	Other gasoline stations	132	626	2 787	15	4	3	7	1	—	—	—	—	—	
448	Clothing & clothing accessories stores	561	1 732	8 092	41	11	18	5	5	2	—	—	—	—	
4481	Clothing stores	461	1 249	6 138	23	5	7	4	5	2	—	—	—	—	
44814	Family clothing stores	334	829	4 507	9	2	—	1	4	2	—	—	—	—	
448140	Family clothing stores	334	829	4 507	9	2	—	1	4	2	—	—	—	—	
451	Sporting goods, hobby, book & music stores	504	1 452	6 122	28	8	9	2	5	4	—	—	—	—	
4511	Sporting goods, hobby, musical instrument stores	278	798	3 732	18	6	5	1	5	1	—	—	—	—	
45112	Hobby, toy & game stores	152	471	1 976	5	1	1	—	2	1	—	—	—	—	
451120	Hobby, toy & game stores	152	471	1 976	5	1	1	—	2	1	—	—	—	—	
4512	Book, periodical & music stores	226	654	2 390	10	2	4	1	—	3	—	—	—	—	
45121	Book stores & news dealers	200	592	2 128	7	2	2	—	—	3	—	—	—	—	
452	General merchandise stores	197	536	1 802	3	—	—	1	—	2	—	—	—	—	
4521	Department stores	(C)	(D)	(D)	2	—	—	—	—	2	—	—	—	—	
45211	Department stores	(C)	(D)	(D)	2	—	—	—	—	2	—	—	—	—	
453	Miscellaneous store retailers	325	1 296	5 571	31	10	8	9	4	—	—	—	—	—	
4532	Office supplies, stationery & gift stores	144	672	2 931	9	1	2	3	3	—	—	—	—	—	
4539	Other miscellaneous store retailers	111	379	1 677	11	5	1	4	1	—	—	—	—	—	
454	Nonstore retailers	120	644	2 734	14	8	2	3	1	—	—	—	—	—	
<b>48-49</b>	<b>Transportation &amp; warehousing</b>	<b>150</b>	<b>1 053</b>	<b>4 922</b>	<b>14</b>	<b>6</b>	<b>4</b>	<b>1</b>	<b>2</b>	<b>1</b>	—	—	—	—	
484	Truck transportation	(C)	(D)	(D)	7	3	1	1	1	1	—	—	—	—	
4842	Specialized freight trucking	(C)	(D)	(D)	7	3	1	1	1	1	—	—	—	—	
<b>51</b>	<b>Information</b>	<b>991</b>	<b>11 977</b>	<b>46 764</b>	<b>54</b>	<b>27</b>	<b>6</b>	<b>9</b>	<b>6</b>	<b>5</b>	<b>1</b>	—	—	—	
511	Publishing industries	(C)	(D)	(D)	18	8	3	4	3	—	—	—	—	—	
512	Motion picture & sound recording industries	180	256	1 146	6	2	1	1	—	2	—	—	—	—	
5121	Motion picture & video industries	180	256	1 146	6	2	1	1	—	2	—	—	—	—	
51213	Motion picture & video exhibition	(C)	(D)	(D)	4	1	—	1	—	2	—	—	—	—	
513	Broadcasting & telecommunications	591	8 942	32 657	19	8	1	3	3	3	1	—	—	—	
5133	Telecommunications	(F)	(D)	(D)	14	5	1	2	3	2	1	—	—	—	
51331	Wired telecommunications carriers	(E)	(D)	(D)	10	3	1	1	3	2	—	—	—	—	
51332	Wireless telecom carriers (exc satellite)	(C)	(D)	(D)	3	1	—	1	—	1	—	—	—	—	

Note: Employment-size classes are indicated as follows: A—0 to 19; B—20 to 99; C—100 to 249; E—250 to 499; F—500 to 999; G—1,000 to 2,499; H—2,500 to 4,999; I—5,000 to 9,999; J—10,000 to 24,999; K—25,000 to 49,999; L—50,000 to 99,999; M—100,000 or more.

**Table 6. Counties—Employees, Payroll, and Establishments by Industry: 1999—Con.**

[Excludes most government employees, railroad employees, and self-employed persons. Size class 1 to 4 includes establishments with payroll, but no employees, during mid-March pay period. (D) denotes figures withheld to avoid disclosing data for individual companies; the data are included in broader industry totals. Detailed industries with 100 or more employees are shown if industry was not a (D). For explanation of terms, abbreviations, and data reliability/comparability, see introductory text]

NAICS code	Industry	Number of employees for week including March 12	Payroll (\$1,000)		Total number of establishments	Number of establishments by employment-size class								
			First quarter	Annual		1 to 4	5 to 9	10 to 19	20 to 49	50 to 99	100 to 249	250 to 499	500 to 999	1,000 or more
<b>FAIRFAX (IC)—Con.</b>														
<b>52</b>	<b>Finance &amp; insurance</b>	<b>1 856</b>	<b>19 215</b>	<b>72 553</b>	<b>188</b>	<b>117</b>	<b>35</b>	<b>18</b>	<b>12</b>	<b>3</b>	<b>2</b>	<b>1</b>		
522	Credit intermediation & related activities	1 049	10 976	36 760	56	19	17	13	3	1	2	1		
5221	Depository credit intermediation	657	6 309	21 660	21	3	8	6	2	—	1	1		
52211	Commercial banking	585	5 656	18 921	16	1	8	5	—	—	1	1		
522110	Commercial banking	585	5 656	18 921	16	1	8	5	—	—	1	1		
5222	Nondepository credit intermediation	182	2 722	9 579	22	11	5	5	—	1	—	—		
52229	Other nondepository credit intermediation	(C)	(D)	(D)	21	11	4	5	—	1	—	—		
522292	Real estate credit	152	1 964	6 815	15	6	4	4	—	1	—	—		
5223	Activities related to credit intermediation	210	1 945	5 521	13	5	4	2	1	—	1	—		
52231	Mortgage & nonmortgage brokers	(C)	(D)	(D)	11	5	2	2	1	—	1	—		
524	Insurance carriers & related activities	745	7 730	32 876	108	77	16	4	9	2	—	—		
5241	Insurance carriers	384	3 925	16 891	32	19	3	2	7	1	—	—		
52412	Other direct insurance carriers	369	3 860	15 455	26	14	2	2	7	1	—	—		
524126	Direct property & casualty insurance carriers	182	1 676	6 967	12	7	1	1	2	1	—	—		
524127	Direct title insurance carriers	187	2 184	8 488	14	7	1	1	5	—	—	—		
5242	Agencies & other insurance related activities	361	3 805	15 985	76	58	13	2	2	1	—	—		
52421	Insurance agencies & brokerages	217	1 849	8 260	69	57	10	1	1	—	—	—		
524210	Insurance agencies & brokerages	217	1 849	8 260	69	57	10	1	1	—	—	—		
52429	Other insurance related activities	144	1 956	7 725	7	1	3	1	1	1	—	—		
<b>53</b>	<b>Real estate &amp; rental &amp; leasing</b>	<b>387</b>	<b>2 913</b>	<b>11 887</b>	<b>70</b>	<b>43</b>	<b>17</b>	<b>6</b>	<b>4</b>					
531	Real estate	295	2 614	10 589	57	37	13	4	3	—	—	—		
5312	Offices of real estate agents & brokers	160	1 605	6 327	24	15	4	3	2	—	—	—		
53121	Offices of real estate agents & brokers	160	1 605	6 327	24	15	4	3	2	—	—	—		
531210	Offices of real estate agents & brokers	160	1 605	6 327	24	15	4	3	2	—	—	—		
<b>54</b>	<b>Professional, scientific &amp; technical services</b>	<b>13 181</b>	<b>196 798</b>	<b>861 617</b>	<b>565</b>	<b>338</b>	<b>111</b>	<b>59</b>	<b>28</b>	<b>17</b>	<b>8</b>	<b>2</b>		<b>2</b>
541	Professional, scientific & technical services	13 181	196 798	861 617	565	338	111	59	28	17	8	2		2
5411	Legal services	1 059	10 831	49 486	219	154	37	22	4	2	—	—		
54111	Offices of lawyers	889	8 801	42 435	205	148	35	17	4	1	—	—		
541110	Offices of lawyers	889	8 801	42 435	205	148	35	17	4	1	—	—		
54119	Other legal services	170	2 030	7 051	14	6	2	5	—	1	—	—		
5412	Accounting, tax prep, bookkeep, payroll services	1 839	14 726	93 514	51	33	11	4	2	—	—	—		1
54121	Accounting, tax prep, bookkeep, payroll services	1 839	14 726	93 514	51	33	11	4	2	—	—	—		1
5413	Architectural, engineering & related services	978	13 091	60 540	58	24	15	7	6	5	—	1		
54133	Engineering services	838	11 788	53 607	35	14	6	4	5	5	—	1		
541330	Engineering services	838	11 788	53 607	35	14	6	4	5	5	—	1		
5415	Computer systems design & related services	8 366	146 486	604 607	120	56	22	14	13	6	7	1		1
54151	Computer systems design & related services	8 366	146 486	604 607	120	56	22	14	13	6	7	1		1
541511	Custom computer programming services	1 191	16 612	74 990	50	23	7	10	5	2	2	1		
541512	Computer systems design services	6 960	127 673	518 461	53	26	8	4	6	4	4	—		1
541513	Computer facilities management services	173	1 869	9 224	4	—	1	—	2	—	1	—		
5416	Management, sci & tech consulting services	509	7 552	34 684	64	35	16	9	1	3	—	—		
54161	Management consulting services	411	6 223	29 264	50	24	14	9	1	2	—	—		
541611	Admin & gen management consulting services	170	1 907	9 217	21	12	5	3	—	1	—	—		
541612	Human res & exec search consulting services	122	1 917	8 374	17	7	6	3	1	—	—	—		
5417	Scientific R&D services	207	2 735	12 490	10	5	1	2	1	—	1	—		
54171	R&D in physical, engineering & life sciences	(C)	(D)	(D)	8	5	1	—	1	—	1	—		
5419	Oth professional, scientific, technical services	150	592	2 870	16	10	3	1	1	1	—	—		
<b>55</b>	<b>Management of companies &amp; enterprises</b>	<b>505</b>	<b>6 134</b>	<b>31 257</b>	<b>9</b>	<b>2</b>	<b>2</b>		<b>2</b>	<b>1</b>	<b>2</b>			
551	Management of companies & enterprises	505	6 134	31 257	9	2	2		2	1	2			
5511	Management of companies & enterprises	505	6 134	31 257	9	2	2		2	1	2			
55111	Management of companies & enterprises	505	6 134	31 257	9	2	2		2	1	2			
<b>56</b>	<b>Admin, support, waste mgt, remediation services</b>	<b>2 988</b>	<b>15 904</b>	<b>57 424</b>	<b>123</b>	<b>54</b>	<b>21</b>	<b>16</b>	<b>17</b>	<b>7</b>	<b>7</b>	<b>1</b>		
561	Administrative & support services	(H)	(D)	(D)	122	54	20	16	17	7	7	1		
5611	Office administrative services	258	1 916	9 589	17	9	1	2	4	1	—	—		
56111	Office administrative services	258	1 916	9 589	17	9	1	2	4	1	—	—		
561110	Office administrative services	258	1 916	9 589	17	9	1	2	4	1	—	—		
5613	Employment services	268	1 001	4 032	6	2	—	1	1	1	1	—		
56132	Temporary help services	(E)	(D)	(D)	4	1	—	—	1	1	1	—		
5614	Business support services	749	6 632	15 965	20	7	3	5	2	2	—	1		
56143	Business service centers	468	4 604	5 867	4	1	—	1	—	—	1	—		
5615	Travel arrangement & reservation services	594	2 401	7 687	18	9	5	—	1	—	3	—		
56159	Oth travel arrangement & reservation services	518	2 059	6 267	4	—	1	—	—	—	3	—		
561599	All oth travel arrange & reservation services	518	2 059	6 267	4	—	1	—	—	—	3	—		
5616	Investigation & security services	137	638	3 042	10	3	4	1	1	1	—	—		
5617	Services to buildings & dwellings	657	2 626	14 601	43	19	7	7	7	2	1	—		
56172	Janitorial services	327	851	4 241	17	8	3	4	—	1	1	—		
561720	Janitorial services	327	851	4 241	17	8	3	4	—	1	1	—		
56173	Landscaping services	228	1 009	6 799	18	8	3	1	5	1	—	—		
561730	Landscaping services	228	1 009	6 799	18	8	3	1	5	1	—	—		
5619	Other support services	(E)	(D)	(D)	8	5	—	—	1	—	2	—		
56199	All other support services	(E)	(D)	(D)	8	5	—	—	1	—	2	—		

Note: Employment-size classes are indicated as follows: A—0 to 19; B—20 to 99; C—100 to 249; E—250 to 499; F—500 to 999; G—1,000 to 2,499; H—2,500 to 4,999; I—5,000 to 9,999; J—10,000 to 24,999; K—25,000 to 49,999; L—50,000 to 99,999; M—100,000 or more.

**Table 6. Counties—Employees, Payroll, and Establishments by Industry: 1999—Con.**

[Excludes most government employees, railroad employees, and self-employed persons. Size class 1 to 4 includes establishments with payroll, but no employees, during mid-March pay period. (D) denotes figures withheld to avoid disclosing data for individual companies; the data are included in broader industry totals. Detailed industries with 100 or more employees are shown if industry was not a (D). For explanation of terms, abbreviations, and data reliability/comparability, see introductory text]

NAICS code	Industry	Number of employees for week including March 12	Payroll (\$1,000)		Total number of establishments	Number of establishments by employment-size class								
			First quarter	Annual		1 to 4	5 to 9	10 to 19	20 to 49	50 to 99	100 to 249	250 to 499	500 to 999	1,000 or more
<b>FAIRFAX (IC)—Con.</b>														
<b>61</b>	<b>Educational services . . . . .</b>	<b>425</b>	<b>2 744</b>	<b>12 027</b>	<b>27</b>	<b>10</b>	<b>8</b>	<b>4</b>	<b>3</b>	<b>1</b>	<b>1</b>	—	—	—
611	Educational services . . . . .	425	2 744	12 027	27	10	8	4	3	1	1	—	—	—
6111	Elementary & secondary schools . . . . .	268	1 646	6 544	3	—	—	—	1	1	1	—	—	—
61111	Elementary & secondary schools . . . . .	268	1 646	6 544	3	—	—	—	1	1	1	—	—	—
611110	Elementary & secondary schools . . . . .	268	1 646	6 544	3	—	—	—	1	1	1	—	—	—
<b>62</b>	<b>Health care and social assistance . . . . .</b>	<b>2 219</b>	<b>13 590</b>	<b>68 600</b>	<b>185</b>	<b>86</b>	<b>48</b>	<b>36</b>	<b>9</b>	<b>2</b>	<b>2</b>	<b>2</b>	—	—
621	Ambulatory health care services . . . . .	1 274	8 674	43 567	140	68	43	21	6	1	—	1	—	—
6211	Offices of physicians . . . . .	663	4 054	22 495	51	23	17	7	3	—	—	1	—	—
62111	Offices of physicians . . . . .	663	4 054	22 495	51	23	17	7	3	—	—	1	—	—
621111	Offices of physicians (exc mental health) . . . . .	657	4 023	22 369	48	20	17	7	3	—	—	1	—	—
6212	Offices of dentists . . . . .	294	2 297	11 243	42	19	15	7	—	1	—	—	—	—
62121	Offices of dentists . . . . .	294	2 297	11 243	42	19	15	7	—	1	—	—	—	—
621210	Offices of dentists . . . . .	294	2 297	11 243	42	19	15	7	—	1	—	—	—	—
6213	Offices of other health practitioners . . . . .	166	1 009	4 449	37	23	9	5	—	—	—	—	—	—
623	Nursing & residential care facilities . . . . .	416	2 737	15 153	8	2	3	1	—	—	1	1	—	—
6231	Nursing care facilities . . . . .	(E)	(D)	(D)	3	1	—	—	—	—	1	1	—	—
62311	Nursing care facilities . . . . .	(E)	(D)	(D)	3	1	—	—	—	—	1	1	—	—
624	Social assistance . . . . .	529	2 179	9 880	37	16	2	14	3	1	1	—	—	—
6241	Individual & family services . . . . .	260	1 347	6 407	25	13	2	7	2	1	—	—	—	—
62411	Child & youth services . . . . .	108	504	2 258	7	2	1	3	—	1	—	—	—	—
624110	Child & youth services . . . . .	108	504	2 258	7	2	1	3	—	1	—	—	—	—
6243	Vocational rehabilitation services . . . . .	(C)	(D)	(D)	1	—	—	—	—	—	1	—	—	—
62431	Vocational rehabilitation services . . . . .	(C)	(D)	(D)	1	—	—	—	—	—	1	—	—	—
6244	Child day care services . . . . .	(C)	(D)	(D)	10	3	—	6	1	—	—	—	—	—
62441	Child day care services . . . . .	(C)	(D)	(D)	10	3	—	6	1	—	—	—	—	—
<b>71</b>	<b>Arts, entertainment &amp; recreation . . . . .</b>	<b>446</b>	<b>1 471</b>	<b>7 239</b>	<b>15</b>	<b>7</b>	<b>2</b>	—	<b>2</b>	<b>2</b>	<b>2</b>	—	—	—
713	Amusement, gambling & recreation industries . . . . .	(E)	(D)	(D)	10	2	2	—	2	2	2	—	—	—
7139	Other amusement & recreation industries . . . . .	(E)	(D)	(D)	10	2	2	—	2	2	2	—	—	—
71391	Golf courses & country clubs . . . . .	(C)	(D)	(D)	2	—	—	—	1	—	1	—	—	—
71394	Fitness & recreational sports centers . . . . .	251	653	2 515	6	1	2	—	—	2	1	—	—	—
713940	Fitness & recreational sports centers . . . . .	251	653	2 515	6	1	2	—	—	2	1	—	—	—
<b>72</b>	<b>Accommodation &amp; food services . . . . .</b>	<b>2 896</b>	<b>7 877</b>	<b>35 626</b>	<b>142</b>	<b>41</b>	<b>23</b>	<b>26</b>	<b>35</b>	<b>16</b>	<b>1</b>	—	—	—
721	Accommodation . . . . .	165	638	2 861	8	1	1	3	2	1	—	—	—	—
7211	Traveler accommodation . . . . .	165	638	2 861	8	1	1	3	2	1	—	—	—	—
72111	Hotels (exc casino hotels) & motels . . . . .	(C)	(D)	(D)	7	1	1	2	2	1	—	—	—	—
722	Food services & drinking places . . . . .	2 731	7 239	32 765	134	40	22	23	33	15	1	—	—	—
7221	Full-service restaurants . . . . .	1 693	4 573	20 055	64	14	12	13	12	12	1	—	—	—
72211	Full-service restaurants . . . . .	1 693	4 573	20 055	64	14	12	13	12	12	1	—	—	—
722110	Full-service restaurants . . . . .	1 693	4 573	20 055	64	14	12	13	12	12	1	—	—	—
7222	Limited-service eating places . . . . .	958	2 460	11 602	60	21	8	9	19	3	—	—	—	—
72221	Limited-service eating places . . . . .	958	2 460	11 602	60	21	8	9	19	3	—	—	—	—
722211	Limited-service restaurants . . . . .	816	2 178	10 188	47	17	6	5	16	3	—	—	—	—
722213	Snack & nonalcoholic beverage bars . . . . .	142	282	1 414	13	4	2	4	3	—	—	—	—	—
<b>81</b>	<b>Other services (except public administration) . . . . .</b>	<b>1 350</b>	<b>9 272</b>	<b>40 298</b>	<b>192</b>	<b>106</b>	<b>44</b>	<b>29</b>	<b>12</b>	<b>1</b>	—	—	—	—
811	Repair & maintenance . . . . .	350	2 762	12 349	63	36	17	8	2	—	—	—	—	—
8111	Automotive repair & maintenance . . . . .	321	2 573	11 429	47	22	15	8	2	—	—	—	—	—
81111	Automotive mechanical & electrical R&M . . . . .	167	1 126	5 209	34	17	14	3	—	—	—	—	—	—
811111	General automotive repair . . . . .	139	951	4 401	28	13	13	2	—	—	—	—	—	—
812	Personal & laundry services . . . . .	300	1 037	4 495	65	42	14	8	1	—	—	—	—	—
8121	Personal care services . . . . .	218	691	3 063	41	26	9	5	1	—	—	—	—	—
81211	Hair, nail & skin care services . . . . .	200	634	2 863	35	21	8	5	1	—	—	—	—	—
812112	Beauty salons . . . . .	165	510	2 224	28	16	7	4	1	—	—	—	—	—
813	Religious, grantmaking, civic, prof & like organizations . . . . .	700	5 473	23 454	64	28	13	13	9	1	—	—	—	—
8131	Religious organizations . . . . .	234	1 102	4 788	14	5	3	2	3	1	—	—	—	—
81311	Religious organizations . . . . .	234	1 102	4 788	14	5	3	2	3	1	—	—	—	—
813110	Religious organizations . . . . .	234	1 102	4 788	14	5	3	2	3	1	—	—	—	—
8139	Business, labor, political, like organizations . . . . .	323	3 244	13 796	30	13	6	6	5	—	—	—	—	—
81391	Business associations . . . . .	202	2 394	10 236	16	6	3	4	3	—	—	—	—	—
813910	Business associations . . . . .	202	2 394	10 236	16	6	3	4	3	—	—	—	—	—
<b>95</b>	<b>Auxiliaries (exc corporate, subsidiary &amp; regional mgt) . . . . .</b>	<b>17</b>	<b>241</b>	<b>1 238</b>	<b>3</b>	<b>1</b>	<b>2</b>	—	—	—	—	—	—	—
<b>99</b>	<b>Unclassified establishments . . . . .</b>	<b>(B)</b>	<b>(D)</b>	<b>(D)</b>	<b>22</b>	<b>19</b>	<b>3</b>	—	—	—	—	—	—	—

Note: Employment-size classes are indicated as follows: A—0 to 19; B—20 to 99; C—100 to 249; E—250 to 499; F—500 to 999; G—1,000 to 2,499; H—2,500 to 4,999; I—5,000 to 9,999; J—10,000 to 24,999; K—25,000 to 49,999; L—50,000 to 99,999; M—100,000 or more.

Table 6. Counties—Employees, Payroll, and Establishments by Industry: 1999—Con.

[Excludes most government employees, railroad employees, and self-employed persons. Size class 1 to 4 includes establishments with payroll, but no employees, during mid-March pay period. (D) denotes figures withheld to avoid disclosing data for individual companies; the data are included in broader industry totals. Detailed industries with 100 or more employees are shown if industry was not a (D). For explanation of terms, abbreviations, and data reliability/comparability, see introductory text]

NAICS code	Industry	Number of employees for week including March 12	Payroll (\$1,000)		Total number of establishments	Number of establishments by employment-size class								
			First quarter	Annual		1 to 4	5 to 9	10 to 19	20 to 49	50 to 99	100 to 249	250 to 499	500 to 999	1,000 or more
<b>FALLS CHURCH (IC)</b>														
	<b>Total</b>	<b>14 246</b>	<b>123 270</b>	<b>526 336</b>	<b>865</b>	<b>503</b>	<b>147</b>	<b>107</b>	<b>67</b>	<b>20</b>	<b>16</b>	<b>4</b>	<b>-</b>	<b>1</b>
<b>11</b>	<b>Forestry, fishing, hunting, and agriculture support</b>	(A)	(D)	(D)	1	1	-	-	-	-	-	-	-	-
<b>23</b>	<b>Construction</b>	<b>958</b>	<b>7 713</b>	<b>42 696</b>	<b>49</b>	<b>28</b>	<b>1</b>	<b>11</b>	<b>6</b>	<b>1</b>	<b>1</b>	<b>1</b>	<b>-</b>	<b>-</b>
233	Building, developing & general contracting	482	3 999	26 559	21	11	-	9	-	-	-	1	-	-
2333	Nonresidential building construction	391	3 283	23 126	6	1	-	4	-	-	-	1	-	-
23332	Commercial & institutional bldg construction	391	3 283	23 126	6	1	-	4	-	-	-	1	-	-
233320	Commercial & institutional bldg construction	391	3 283	23 126	6	1	-	4	-	-	-	1	-	-
235	Special trade contractors	476	3 714	16 137	28	17	1	2	6	1	1	-	-	-
2351	Plumbing, heating & AC contractor	274	2 154	9 506	10	5	-	1	3	-	1	-	-	-
23511	Plumbing, heating & AC contractor	274	2 154	9 506	10	5	-	1	3	-	1	-	-	-
235110	Plumbing, heating & AC contractor	274	2 154	9 506	10	5	-	1	3	-	1	-	-	-
<b>31-33</b>	<b>Manufacturing</b>	<b>299</b>	<b>2 703</b>	<b>9 597</b>	<b>14</b>	<b>6</b>	<b>3</b>	<b>4</b>	<b>-</b>	<b>-</b>	<b>1</b>	<b>-</b>	<b>-</b>	<b>-</b>
336	Transportation equipment mfg	(C)	(D)	(D)	1	-	-	-	-	-	1	-	-	-
3361	Motor vehicle mfg	(C)	(D)	(D)	1	-	-	-	-	-	1	-	-	-
33611	Automobile & light duty motor vehicle mfg	(C)	(D)	(D)	1	-	-	-	-	-	1	-	-	-
<b>42</b>	<b>Wholesale trade</b>	<b>98</b>	<b>729</b>	<b>3 468</b>	<b>21</b>	<b>13</b>	<b>7</b>	<b>-</b>	<b>1</b>	<b>-</b>	<b>-</b>	<b>-</b>	<b>-</b>	<b>-</b>
<b>44-45</b>	<b>Retail trade</b>	<b>1 941</b>	<b>16 925</b>	<b>57 577</b>	<b>119</b>	<b>58</b>	<b>27</b>	<b>14</b>	<b>10</b>	<b>4</b>	<b>6</b>	<b>-</b>	<b>-</b>	<b>-</b>
441	Motor vehicle & parts dealers	460	9 117	24 456	11	3	3	1	1	1	2	-	-	-
4411	Automobile dealers	(E)	(D)	(D)	5	1	1	-	1	-	2	-	-	-
44111	New car dealers	371	8 664	21 927	4	1	-	-	1	-	2	-	-	-
441110	New car dealers	371	8 664	21 927	4	1	-	-	1	-	2	-	-	-
445	Food & beverage stores	434	1 947	9 823	18	10	2	3	1	-	2	-	-	-
4451	Grocery stores	(E)	(D)	(D)	15	8	1	3	1	-	2	-	-	-
44511	Grocery (except convenience) stores	393	1 798	9 195	9	5	-	1	1	-	2	-	-	-
445110	Grocery (except convenience) stores	393	1 798	9 195	9	5	-	1	1	-	2	-	-	-
446	Health & personal care stores	314	1 959	8 086	14	6	2	3	1	-	2	-	-	-
4461	Health & personal care stores	314	1 959	8 086	14	6	2	3	1	-	2	-	-	-
44611	Pharmacies & drug stores	280	1 723	6 989	7	1	1	2	1	-	2	-	-	-
446110	Pharmacies & drug stores	280	1 723	6 989	7	1	1	2	1	-	2	-	-	-
451	Sporting goods, hobby, book & music stores	140	483	2 023	11	6	3	-	1	1	-	-	-	-
<b>48-49</b>	<b>Transportation &amp; warehousing</b>	<b>145</b>	<b>832</b>	<b>3 943</b>	<b>14</b>	<b>8</b>	<b>-</b>	<b>4</b>	<b>2</b>	<b>-</b>	<b>-</b>	<b>-</b>	<b>-</b>	<b>-</b>
<b>51</b>	<b>Information</b>	<b>344</b>	<b>3 412</b>	<b>13 836</b>	<b>26</b>	<b>11</b>	<b>6</b>	<b>3</b>	<b>5</b>	<b>-</b>	<b>1</b>	<b>-</b>	<b>-</b>	<b>-</b>
511	Publishing industries	263	2 620	10 403	10	1	2	1	5	-	1	-	-	-
5111	Newspaper, periodical, book, database publishers	(C)	(D)	(D)	6	-	1	-	4	-	1	-	-	-
51112	Periodical publishers	(C)	(D)	(D)	4	-	-	-	3	-	1	-	-	-
<b>52</b>	<b>Finance &amp; insurance</b>	<b>629</b>	<b>5 005</b>	<b>18 656</b>	<b>57</b>	<b>36</b>	<b>14</b>	<b>5</b>	<b>1</b>	<b>-</b>	<b>-</b>	<b>1</b>	<b>-</b>	<b>-</b>
522	Credit intermediation & related activities	497	2 896	11 571	21	9	8	3	-	-	-	1	-	-
5221	Depository credit intermediation	(E)	(D)	(D)	16	6	6	3	-	-	-	1	-	-
52211	Commercial banking	467	2 673	10 556	14	5	6	2	-	-	-	1	-	-
522110	Commercial banking	467	2 673	10 556	14	5	6	2	-	-	-	1	-	-
524	Insurance carriers & related activities	(C)	(D)	(D)	23	15	5	2	1	-	-	-	-	-
<b>53</b>	<b>Real estate &amp; rental &amp; leasing</b>	<b>140</b>	<b>926</b>	<b>3 980</b>	<b>36</b>	<b>28</b>	<b>6</b>	<b>-</b>	<b>2</b>	<b>-</b>	<b>-</b>	<b>-</b>	<b>-</b>	<b>-</b>
<b>54</b>	<b>Professional, scientific &amp; technical services</b>	<b>1 515</b>	<b>15 220</b>	<b>77 670</b>	<b>133</b>	<b>93</b>	<b>14</b>	<b>9</b>	<b>11</b>	<b>3</b>	<b>2</b>	<b>1</b>	<b>-</b>	<b>-</b>
541	Professional, scientific & technical services	1 515	15 220	77 670	133	93	14	9	11	3	2	1	-	-
5411	Legal services	256	2 788	12 132	29	23	3	1	1	-	1	-	-	-
54111	Offices of lawyers	(E)	(D)	(D)	28	23	2	1	1	-	1	-	-	-
5412	Accounting, tax prep, bookkeep, payroll services	320	807	2 659	16	13	2	-	-	-	-	1	-	-
54121	Accounting, tax prep, bookkeep, payroll services	320	807	2 659	16	13	2	-	-	-	-	1	-	-
5413	Architectural, engineering & related services	207	3 009	15 878	24	13	4	4	3	-	-	-	-	-
54133	Engineering services	149	2 415	13 250	14	6	3	3	2	-	-	-	-	-
541330	Engineering services	149	2 415	13 250	14	6	3	3	2	-	-	-	-	-
5415	Computer systems design & related services	507	6 367	33 098	28	18	3	1	2	3	1	-	-	-
54151	Computer systems design & related services	507	6 367	33 098	28	18	3	1	2	3	1	-	-	-
541512	Computer systems design services	342	4 256	23 867	13	8	2	-	-	2	1	-	-	-
5416	Management, sci & tech consulting services	113	1 116	8 279	22	19	-	1	2	-	-	-	-	-
<b>55</b>	<b>Management of companies &amp; enterprises</b>	<b>26</b>	<b>268</b>	<b>1 685</b>	<b>5</b>	<b>3</b>	<b>-</b>	<b>2</b>	<b>-</b>	<b>-</b>	<b>-</b>	<b>-</b>	<b>-</b>	<b>-</b>
<b>56</b>	<b>Admin, support, waste mgt, remediation services</b>	<b>651</b>	<b>2 895</b>	<b>13 027</b>	<b>62</b>	<b>37</b>	<b>9</b>	<b>9</b>	<b>5</b>	<b>1</b>	<b>1</b>	<b>-</b>	<b>-</b>	<b>-</b>
561	Administrative & support services	651	2 895	13 027	62	37	9	9	5	1	1	-	-	-
5617	Services to buildings & dwellings	466	1 649	7 603	24	10	4	5	3	1	1	-	-	-
56172	Janitorial services	307	757	3 177	13	6	1	4	1	-	1	-	-	-
561720	Janitorial services	307	757	3 177	13	6	1	4	1	-	1	-	-	-
56173	Landscaping services	123	642	3 222	7	2	3	-	1	1	-	-	-	-
561730	Landscaping services	123	642	3 222	7	2	3	-	1	1	-	-	-	-
<b>61</b>	<b>Educational services</b>	<b>133</b>	<b>915</b>	<b>4 978</b>	<b>10</b>	<b>3</b>	<b>2</b>	<b>4</b>	<b>-</b>	<b>1</b>	<b>-</b>	<b>-</b>	<b>-</b>	<b>-</b>
611	Educational services	133	915	4 978	10	3	2	4	-	1	-	-	-	-

Note: Employment-size classes are indicated as follows: A—0 to 19; B—20 to 99; C—100 to 249; E—250 to 499; F—500 to 999; G—1,000 to 2,499; H—2,500 to 4,999; I—5,000 to 9,999; J—10,000 to 24,999; K—25,000 to 49,999; L—50,000 to 99,999; M—100,000 or more.



**Table 6. Counties—Employees, Payroll, and Establishments by Industry: 1999—Con.**

[Excludes most government employees, railroad employees, and self-employed persons. Size class 1 to 4 includes establishments with payroll, but no employees, during mid-March pay period. (D) denotes figures withheld to avoid disclosing data for individual companies; the data are included in broader industry totals. Detailed industries with 100 or more employees are shown if industry was not a (D). For explanation of terms, abbreviations, and data reliability/comparability, see introductory text]

NAICS code	Industry	Number of employees for week including March 12	Payroll (\$1,000)		Total number of establishments	Number of establishments by employment-size class								
			First quarter	Annual		1 to 4	5 to 9	10 to 19	20 to 49	50 to 99	100 to 249	250 to 499	500 to 999	1,000 or more
<b>FALLS CHURCH (IC)—Con.</b>														
<b>62</b>	<b>Health care and social assistance</b> .....	<b>5 133</b>	<b>55 679</b>	<b>230 372</b>	<b>106</b>	<b>62</b>	<b>22</b>	<b>9</b>	<b>4</b>	<b>5</b>	<b>2</b>	<b>1</b>	-	<b>1</b>
621	Ambulatory health care services.....	(G)	(D)	(D)	88	56	18	6	4	1	2	1	-	-
6211	Offices of physicians.....	309	5 020	23 512	39	29	5	3	1	-	1	-	-	-
62111	Offices of physicians.....	309	5 020	23 512	39	29	5	3	1	-	1	-	-	-
621111	Offices of physicians (exc mental health)....	299	4 767	22 736	33	23	5	3	1	-	1	-	-	-
6212	Offices of dentists.....	110	1 235	5 498	23	11	11	1	-	-	-	-	-	-
62121	Offices of dentists.....	110	1 235	5 498	23	11	11	1	-	-	-	-	-	-
621210	Offices of dentists.....	110	1 235	5 498	23	11	11	1	-	-	-	-	-	-
6214	Outpatient care centers.....	(E)	(D)	(D)	4	1	-	-	2	-	-	-	1	-
62149	Other outpatient care centers.....	(E)	(D)	(D)	2	-	-	-	1	-	-	1	-	-
6216	Home health care services.....	296	705	3 403	6	2	-	1	1	1	1	-	-	-
62161	Home health care services.....	296	705	3 403	6	2	-	1	1	1	1	-	-	-
621610	Home health care services.....	296	705	3 403	6	2	-	1	1	1	1	-	-	-
622	Hospitals.....	(H)	(D)	(D)	1	-	-	-	-	-	-	-	-	1
6221	General medical & surgical hospitals.....	(H)	(D)	(D)	1	-	-	-	-	-	-	-	-	1
62211	General medical & surgical hospitals.....	(H)	(D)	(D)	1	-	-	-	-	-	-	-	-	1
624	Social assistance.....	(E)	(D)	(D)	16	6	4	3	-	3	-	-	-	-
6241	Individual & family services.....	(C)	(D)	(D)	9	4	1	2	-	2	-	-	-	-
62419	Other individual & family services.....	(C)	(D)	(D)	5	3	-	-	-	2	-	-	-	-
<b>71</b>	<b>Arts, entertainment &amp; recreation</b> .....	<b>388</b>	<b>1 225</b>	<b>5 114</b>	<b>15</b>	<b>7</b>	<b>1</b>	<b>2</b>	<b>4</b>	-	<b>1</b>	-	-	-
711	Performing arts, spectator sports & related industries.....	(C)	(D)	(D)	6	5	-	-	-	-	1	-	-	-
7111	Performing arts companies.....	(C)	(D)	(D)	3	2	-	-	-	-	1	-	-	-
71111	Theater companies & dinner theaters.....	(C)	(D)	(D)	1	-	-	-	-	-	1	-	-	-
713	Amusement, gambling & recreation industries.....	(C)	(D)	(D)	9	2	1	2	4	-	-	-	-	-
7139	Other amusement & recreation industries.....	(C)	(D)	(D)	9	2	1	2	4	-	-	-	-	-
<b>72</b>	<b>Accommodation &amp; food services</b> .....	<b>1 007</b>	<b>2 852</b>	<b>12 787</b>	<b>79</b>	<b>32</b>	<b>15</b>	<b>18</b>	<b>10</b>	<b>4</b>	-	-	-	-
722	Food services & drinking places.....	962	2 648	11 831	76	32	15	15	10	4	-	-	-	-
7221	Full-service restaurants.....	634	1 881	8 610	47	20	12	7	5	3	-	-	-	-
72211	Full-service restaurants.....	634	1 881	8 610	47	20	12	7	5	3	-	-	-	-
722110	Full-service restaurants.....	634	1 881	8 610	47	20	12	7	5	3	-	-	-	-
7222	Limited-service eating places.....	271	565	2 462	22	8	2	7	4	1	-	-	-	-
72221	Limited-service eating places.....	271	565	2 462	22	8	2	7	4	1	-	-	-	-
<b>81</b>	<b>Other services (except public administration)</b> .....	<b>823</b>	<b>5 891</b>	<b>26 560</b>	<b>105</b>	<b>64</b>	<b>20</b>	<b>13</b>	<b>6</b>	<b>1</b>	<b>1</b>	-	-	-
811	Repair & maintenance.....	133	1 135	5 827	28	17	8	2	1	-	-	-	-	-
812	Personal & laundry services.....	222	899	4 152	46	31	8	5	2	-	-	-	-	-
8121	Personal care services.....	147	589	2 768	26	13	7	5	1	-	-	-	-	-
81211	Hair, nail & skin care services.....	111	438	2 040	19	9	6	3	1	-	-	-	-	-
813	Religious, grantmaking, civic, prof & like organizations.....	468	3 857	16 581	31	16	4	6	3	1	1	-	-	-
8131	Religious organizations.....	199	884	3 632	10	4	2	2	1	1	-	-	-	-
81311	Religious organizations.....	199	884	3 632	10	4	2	2	1	1	-	-	-	-
813110	Religious organizations.....	199	884	3 632	10	4	2	2	1	1	-	-	-	-
8139	Business, labor, political, like organizations.....	242	2 745	12 049	14	6	2	3	2	-	1	-	-	-
81392	Professional organizations.....	(C)	(D)	(D)	4	2	-	1	-	-	1	-	-	-
<b>99</b>	<b>Unclassified establishments</b> .....	<b>(A)</b>	<b>(D)</b>	<b>(D)</b>	<b>13</b>	<b>13</b>	-	-	-	-	-	-	-	-
<b>FRANKLIN (IC)</b>														
	<b>Total</b> .....	<b>3 124</b>	<b>14 205</b>	<b>58 931</b>	<b>237</b>	<b>111</b>	<b>59</b>	<b>28</b>	<b>32</b>	<b>5</b>	-	<b>1</b>	<b>1</b>	-
<b>11</b>	<b>Forestry, fishing, hunting, and agriculture support</b> .....	<b>(A)</b>	<b>(D)</b>	<b>(D)</b>	<b>1</b>	<b>1</b>	-	-	-	-	-	-	-	-
<b>23</b>	<b>Construction</b> .....	<b>37</b>	<b>376</b>	<b>1 156</b>	<b>8</b>	<b>6</b>	<b>1</b>	-	<b>1</b>	-	-	-	-	-
<b>31-33</b>	<b>Manufacturing</b> .....	<b>65</b>	<b>516</b>	<b>1 743</b>	<b>5</b>	<b>1</b>	<b>2</b>	-	<b>2</b>	-	-	-	-	-
<b>42</b>	<b>Wholesale trade</b> .....	<b>148</b>	<b>801</b>	<b>3 345</b>	<b>9</b>	<b>3</b>	<b>2</b>	<b>1</b>	<b>2</b>	<b>1</b>	-	-	-	-
<b>44-45</b>	<b>Retail trade</b> .....	<b>911</b>	<b>3 577</b>	<b>13 581</b>	<b>53</b>	<b>21</b>	<b>14</b>	<b>6</b>	<b>10</b>	<b>1</b>	-	<b>1</b>	-	-
441	Motor vehicle & parts dealers.....	111	894	3 564	8	1	3	1	3	-	-	-	-	-
445	Food & beverage stores.....	140	380	1 211	7	3	1	-	2	1	-	-	-	-
4451	Grocery stores.....	(C)	(D)	(D)	6	3	-	-	2	1	-	-	-	-
44511	Grocery (except convenience) stores.....	133	341	1 051	3	-	-	-	2	1	-	-	-	-
445110	Grocery (except convenience) stores.....	133	341	1 051	3	-	-	-	2	1	-	-	-	-
452	General merchandise stores.....	(E)	(D)	(D)	4	1	1	-	1	-	-	1	-	-
4521	Department stores.....	(E)	(D)	(D)	2	-	-	-	1	-	-	1	-	-
45211	Department stores.....	(E)	(D)	(D)	2	-	-	-	1	-	-	1	-	-
<b>48-49</b>	<b>Transportation &amp; warehousing</b> .....	<b>(A)</b>	<b>(D)</b>	<b>(D)</b>	<b>2</b>	<b>1</b>	<b>1</b>	-	-	-	-	-	-	-
<b>51</b>	<b>Information</b> .....	<b>142</b>	<b>621</b>	<b>2 974</b>	<b>7</b>	<b>3</b>	-	<b>2</b>	<b>1</b>	<b>1</b>	-	-	-	-
<b>52</b>	<b>Finance &amp; insurance</b> .....	<b>128</b>	<b>919</b>	<b>3 816</b>	<b>18</b>	<b>9</b>	<b>6</b>	<b>1</b>	<b>2</b>	-	-	-	-	-
<b>53</b>	<b>Real estate &amp; rental &amp; leasing</b> .....	<b>54</b>	<b>183</b>	<b>842</b>	<b>12</b>	<b>7</b>	<b>4</b>	<b>1</b>	-	-	-	-	-	-
<b>54</b>	<b>Professional, scientific &amp; technical services</b> .....	<b>105</b>	<b>379</b>	<b>1 739</b>	<b>11</b>	<b>6</b>	<b>4</b>	-	-	<b>1</b>	-	-	-	-
541	Professional, scientific & technical services.....	105	379	1 739	11	6	4	-	-	1	-	-	-	-

Note: Employment-size classes are indicated as follows: A—0 to 19; B—20 to 99; C—100 to 249; E—250 to 499; F—500 to 999; G—1,000 to 2,499; H—2,500 to 4,999; I—5,000 to 9,999; J—10,000 to 24,999; K—25,000 to 49,999; L—50,000 to 99,999; M—100,000 or more.

**Table 6. Counties—Employees, Payroll, and Establishments by Industry: 1999—Con.**

[Excludes most government employees, railroad employees, and self-employed persons. Size class 1 to 4 includes establishments with payroll, but no employees, during mid-March pay period. (D) denotes figures withheld to avoid disclosing data for individual companies; the data are included in broader industry totals. Detailed industries with 100 or more employees are shown if industry was not a (D). For explanation of terms, abbreviations, and data reliability/comparability, see introductory text]

NAICS code	Industry	Number of employees for week including March 12	Payroll (\$1,000)		Total number of establishments	Number of establishments by employment-size class								
			First quarter	Annual		1 to 4	5 to 9	10 to 19	20 to 49	50 to 99	100 to 249	250 to 499	500 to 999	1,000 or more
<b>FRANKLIN (IC)—Con.</b>														
55	Management of companies & enterprises	(A)	(D)	(D)	1	—	—	1	—	—	—	—	—	—
56	Admin, support, waste mgt, remediation services	38	140	649	11	7	4	—	—	—	—	—	—	—
61	Educational services	(A)	(D)	(D)	1	1	—	—	—	—	—	—	—	—
62	Health care and social assistance	845	5 076	22 307	35	17	8	5	3	1	—	—	1	—
621	Ambulatory health care services	(C)	(D)	(D)	22	11	6	3	2	—	—	—	—	—
622	Hospitals	(F)	(D)	(D)	1	—	—	—	—	—	—	—	1	—
6221	General medical & surgical hospitals	(F)	(D)	(D)	1	—	—	—	—	—	—	—	1	—
62211	General medical & surgical hospitals	(F)	(D)	(D)	1	—	—	—	—	—	—	—	1	—
624	Social assistance	(C)	(D)	(D)	8	5	2	—	—	1	—	—	—	—
71	Arts, entertainment & recreation	(A)	(D)	(D)	1	—	—	1	—	—	—	—	—	—
72	Accommodation & food services	375	761	3 052	20	5	—	5	10	—	—	—	—	—
722	Food services & drinking places	(E)	(D)	(D)	18	5	—	4	9	—	—	—	—	—
7221	Full-service restaurants	152	330	1 169	8	2	—	2	4	—	—	—	—	—
72211	Full-service restaurants	152	330	1 169	8	2	—	2	4	—	—	—	—	—
722110	Full-service restaurants	152	330	1 169	8	2	—	2	4	—	—	—	—	—
7222	Limited-service eating places	187	358	1 503	7	—	—	2	5	—	—	—	—	—
72221	Limited-service eating places	187	358	1 503	7	—	—	2	5	—	—	—	—	—
722211	Limited-service restaurants	187	358	1 503	7	—	—	2	5	—	—	—	—	—
81	Other services (except public administration)	229	684	3 037	40	21	13	5	1	—	—	—	—	—
813	Religious, grantmaking, civic, prof & like organizations	148	379	1 636	24	13	7	3	1	—	—	—	—	—
95	Auxiliaries (exc corporate, subsidiary & regional mgt)	(A)	(D)	(D)	1	1	—	—	—	—	—	—	—	—
99	Unclassified establishments	(A)	(D)	(D)	1	1	—	—	—	—	—	—	—	—
<b>FREDERICKSBURG (IC)</b>														
	<b>Total</b>	<b>21 426</b>	<b>116 014</b>	<b>522 224</b>	<b>1 585</b>	<b>757</b>	<b>364</b>	<b>241</b>	<b>154</b>	<b>39</b>	<b>25</b>	<b>3</b>	<b>1</b>	<b>1</b>
21	Mining	(B)	(D)	(D)	2	—	1	1	—	—	—	—	—	—
22	Utilities	(C)	(D)	(D)	2	—	—	—	1	—	1	—	—	—
221	Utilities	(C)	(D)	(D)	2	—	—	—	1	—	1	—	—	—
2211	Elec pwr generation, transmsn & distribution	(C)	(D)	(D)	1	—	—	—	—	—	1	—	—	—
22112	Electric pwr transmsn, control & distribution	(C)	(D)	(D)	1	—	—	—	—	—	1	—	—	—
23	Construction	1 093	6 746	31 685	138	82	19	18	18	1	—	—	—	—
233	Building, developing & general contracting	261	1 716	7 831	43	27	6	7	3	—	—	—	—	—
2332	Residential building construction	(C)	(D)	(D)	33	22	6	3	2	—	—	—	—	—
23321	Single-family housing construction	158	856	4 061	31	20	6	3	2	—	—	—	—	—
233210	Single-family housing construction	158	856	4 061	31	20	6	3	2	—	—	—	—	—
234	Heavy construction	154	1 231	4 484	12	3	4	1	4	—	—	—	—	—
2349	Other heavy construction	125	685	3 474	9	2	3	—	4	—	—	—	—	—
235	Special trade contractors	678	3 799	19 370	83	52	9	10	11	1	—	—	—	—
2353	Electrical contractors	108	705	3 496	13	7	2	1	3	—	—	—	—	—
23531	Electrical contractors	108	705	3 496	13	7	2	1	3	—	—	—	—	—
235310	Electrical contractors	108	705	3 496	13	7	2	1	3	—	—	—	—	—
2354	Masonry, drywall, insulation, tile contractors	186	861	4 583	14	6	2	3	2	1	—	—	—	—
23541	Masonry & stone contractors	110	401	2 155	8	3	2	2	—	1	—	—	—	—
235410	Masonry & stone contractors	110	401	2 155	8	3	2	2	—	1	—	—	—	—
2359	Other special trade contractors	139	880	4 169	17	9	4	2	2	—	—	—	—	—
31-33	Manufacturing	1 060	7 245	30 350	47	12	12	13	5	2	2	1	—	—
323	Printing & related support activities	359	2 568	10 246	8	1	4	1	—	1	—	1	—	—
3231	Printing & related support activities	359	2 568	10 246	8	1	4	1	—	1	—	1	—	—
32311	Printing	359	2 568	10 246	8	1	4	1	—	1	—	1	—	—
331	Primary metal mfg	(C)	(D)	(D)	3	1	1	—	—	—	1	—	—	—
3312	Steel product mfg from purchased steel	(C)	(D)	(D)	1	—	—	—	—	—	1	—	—	—
33122	Rolling & drawing of purchased steel	(C)	(D)	(D)	1	—	—	—	—	—	1	—	—	—
337	Furniture & related product mfg	(C)	(D)	(D)	2	1	—	—	—	—	1	—	—	—
3379	Other furniture related product mfg	(C)	(D)	(D)	1	—	—	—	—	—	1	—	—	—
33791	Mattress mfg	(C)	(D)	(D)	1	—	—	—	—	—	1	—	—	—
42	Wholesale trade	761	6 258	28 232	48	24	6	8	6	2	2	—	—	—
421	Wholesale trade, durable goods	331	2 771	12 475	30	18	2	7	2	—	1	—	—	—
4218	Machinery, equipment & supplies whse	163	1 658	7 488	6	4	—	1	—	—	1	—	—	—
42183	Industrial machinery & equipment whse	(C)	(D)	(D)	5	3	—	1	—	—	1	—	—	—
422	Wholesale trade, nondurable goods	430	3 487	15 757	18	6	4	1	4	2	1	—	—	—
4224	Grocery & related product whse	255	2 365	10 476	9	4	2	—	1	1	1	—	—	—
42249	Other grocery & related products whse	234	2 144	9 564	4	1	—	—	1	1	1	—	—	—
422490	Other grocery & related products whse	234	2 144	9 564	4	1	—	—	1	1	1	—	—	—

Note: Employment-size classes are indicated as follows: A—0 to 19; B—20 to 99; C—100 to 249; E—250 to 499; F—500 to 999; G—1,000 to 2,499; H—2,500 to 4,999; I—5,000 to 9,999; J—10,000 to 24,999; K—25,000 to 49,999; L—50,000 to 99,999; M—100,000 or more.

**Table 6. Counties—Employees, Payroll, and Establishments by Industry: 1999—Con.**

[Excludes most government employees, railroad employees, and self-employed persons. Size class 1 to 4 includes establishments with payroll, but no employees, during mid-March pay period. (D) denotes figures withheld to avoid disclosing data for individual companies; the data are included in broader industry totals. Detailed industries with 100 or more employees are shown if industry was not a (D). For explanation of terms, abbreviations, and data reliability/comparability, see introductory text]

NAICS code	Industry	Number of employees for week including March 12	Payroll (\$1,000)		Total number of establishments	Number of establishments by employment-size class									
			First quarter	Annual		1 to 4	5 to 9	10 to 19	20 to 49	50 to 99	100 to 249	250 to 499	500 to 999	1,000 or more	
<b>FREDERICKSBURG (IC)—Con.</b>															
<b>44-45</b>	<b>Retail trade</b>	<b>5 106</b>	<b>19 098</b>	<b>85 125</b>	<b>356</b>	<b>134</b>	<b>109</b>	<b>57</b>	<b>39</b>	<b>6</b>	<b>11</b>				
441	Motor vehicle & parts dealers	369	2 255	10 005	32	13	7	6	5	1					
4411	Automobile dealers	133	963	4 329	11	6	1	1	3						
4413	Automotive parts, accessories & tire stores	236	1 292	5 676	21	7	6	5	2	1					
44131	Automotive parts, accessories & tire stores	182	933	4 054	15	5	4	3	2	1					
441310	Automotive parts, accessories & tire stores	182	933	4 054	15	5	4	3	2	1					
442	Furniture & home furnishing stores	119	518	2 707	20	10	7	1	2						
443	Electronics & appliance stores	119	495	1 895	15	6	7		2						
4431	Electronics & appliance stores	119	495	1 895	15	6	7		2						
444	Bldg material & garden equip & supp dealers	615	3 139	15 988	21	5	3	5	5	1	2				
4441	Building material & supplies dealers	(F)	(D)	(D)	18	4	3	4	4	1	2				
44411	Home centers	(E)	(D)	(D)	5	2	1			1	1				
44419	Other building material dealers	240	1 611	7 438	11	2	2	4	2		1				
444190	Other building material dealers	240	1 611	7 438	11	2	2	4	2		1				
445	Food & beverage stores	768	3 014	12 565	29	12	5	3	3	3	3				
4451	Grocery stores	749	2 962	12 324	24	9	3	3	3	3	3				
44511	Grocery (except convenience) stores	649	2 747	11 238	16	6	1	1	2	3	3				
445110	Grocery (except convenience) stores	649	2 747	11 238	16	6	1	1	2	3	3				
44512	Convenience stores	100	215	1 086	8	3	2	2	1						
445120	Convenience stores	100	215	1 086	8	3	2	2	1						
446	Health & personal care stores	255	887	3 860	24	9	5	5	5						
4461	Health & personal care stores	255	887	3 860	24	9	5	5	5						
44611	Pharmacies & drug stores	166	645	2 775	9		1	4	4						
446110	Pharmacies & drug stores	166	645	2 775	9		1	4	4						
447	Gasoline stations	213	592	2 524	23	5	12	3	3						
4471	Gasoline stations	213	592	2 524	23	5	12	3	3						
44711	Gasoline stations with convenience stores	185	450	1 912	17	3	8	3	3						
447110	Gasoline stations with convenience stores	185	450	1 912	17	3	8	3	3						
448	Clothing & clothing accessories stores	586	1 905	8 786	78	33	29	14	1	1					
4481	Clothing stores	404	1 249	6 016	46	20	14	10	1	1					
44812	Women's clothing stores	148	395	1 732	19	6	8	5							
448120	Women's clothing stores	148	395	1 732	19	6	8	5							
44814	Family clothing stores	158	561	2 854	8	2	2	2	1	1					
448140	Family clothing stores	158	561	2 854	8	2	2	2	1	1					
451	Sporting goods, hobby, book & music stores	366	1 052	4 453	33	9	14	5	5						
4511	Sporting goods, hobby, musical instrument stores	234	695	2 902	21	6	8	4	3						
4512	Book, periodical & music stores	132	357	1 551	12	3	6	1	2						
452	General merchandise stores	1 185	3 378	14 412	16	2	6		2		6				
4521	Department stores	1 114	3 175	13 501	7				1		6				
45211	Department stores	1 114	3 175	13 501	7				1		6				
452110	Department stores	1 114	3 175	13 501	7				1		6				
453	Miscellaneous store retailers	416	1 229	5 538	57	27	13	13	4						
4532	Office supplies, stationery & gift stores	181	448	2 004	26	13	6	4	3						
45322	Gift, novelty & souvenir stores	108	173	765	22	13	4	4	1						
453220	Gift, novelty & souvenir stores	108	173	765	22	13	4	4	1						
4539	Other miscellaneous store retailers	156	492	2 234	17	6	5	5	1						
<b>48-49</b>	<b>Transportation &amp; warehousing</b>	<b>221</b>	<b>1 114</b>	<b>5 884</b>	<b>19</b>	<b>11</b>	<b>1</b>	<b>3</b>	<b>3</b>	<b>1</b>					
<b>51</b>	<b>Information</b>	<b>1 189</b>	<b>9 395</b>	<b>38 854</b>	<b>31</b>	<b>13</b>	<b>4</b>	<b>4</b>	<b>6</b>	<b>1</b>	<b>1</b>	<b>2</b>			
511	Publishing industries	(F)	(D)	(D)	7	4	1					2			
5111	Newspaper, periodical, book, database publishers	(E)	(D)	(D)	5	4						1			
51111	Newspaper publishers	(E)	(D)	(D)	2	1						1			
5112	Software publishers	(E)	(D)	(D)	2		1					1			
51121	Software publishers	(E)	(D)	(D)	2		1					1			
512	Motion picture & sound recording industries	102	226	916	7	1	2	2	2						
513	Broadcasting & telecommunications	156	1 913	8 312	11	5	1	2	2	1					
514	Information & data processing services	(C)	(D)	(D)	6	3			2		1				
5141	Information services	(C)	(D)	(D)	5	3			1		1				
51412	Libraries & archives	(C)	(D)	(D)	3	1			1		1				
<b>52</b>	<b>Finance &amp; insurance</b>	<b>856</b>	<b>6 367</b>	<b>27 317</b>	<b>107</b>	<b>58</b>	<b>25</b>	<b>19</b>	<b>3</b>	<b>1</b>	<b>1</b>				
522	Credit intermediation & related activities	631	4 707	20 203	53	16	20	13	2	1	1				
5221	Depository credit intermediation	365	2 982	11 293	32	3	15	12	1	1					
52211	Commercial banking	282	2 346	8 696	26	3	13	9		1					
522110	Commercial banking	282	2 346	8 696	26	3	13	9		1					
5222	Nondepository credit intermediation	257	1 693	8 273	16	9	4	1	1		1				
52229	Other nondepository credit intermediation	(C)	(D)	(D)	12	6	4	1			1				
524	Insurance carriers & related activities	189	1 360	5 760	46	37	3	5	1						
5242	Agencies & other insurance related activities	(C)	(D)	(D)	27	20	3	4							
52421	Insurance agencies & brokerages	106	735	3 176	26	19	3	4							
524210	Insurance agencies & brokerages	106	735	3 176	26	19	3	4							
<b>53</b>	<b>Real estate &amp; rental &amp; leasing</b>	<b>329</b>	<b>2 242</b>	<b>8 250</b>	<b>64</b>	<b>37</b>	<b>18</b>	<b>6</b>	<b>3</b>						
531	Real estate	187	1 591	5 118	49	34	12	2	1						
5313	Activities related to real estate	101	680	2 561	19	12	4	2	1						
532	Rental & leasing services	142	651	3 132	15	3	6	4	2						

Note: Employment-size classes are indicated as follows: A—0 to 19; B—20 to 99; C—100 to 249; E—250 to 499; F—500 to 2,499; H—2,500 to 4,999; I—5,000 to 9,999; J—10,000 to 24,999; K—25,000 to 49,999; L—50,000 to 99,999; M—100,000 or more.

**Table 6. Counties—Employees, Payroll, and Establishments by Industry: 1999—Con.**

[Excludes most government employees, railroad employees, and self-employed persons. Size class 1 to 4 includes establishments with payroll, but no employees, during mid-March pay period. (D) denotes figures withheld to avoid disclosing data for individual companies; the data are included in broader industry totals. Detailed industries with 100 or more employees are shown if industry was not a (D). For explanation of terms, abbreviations, and data reliability/comparability, see introductory text]

NAICS code	Industry	Number of employees for week including March 12	Payroll (\$1,000)		Total number of establishments	Number of establishments by employment-size class								
			First quarter	Annual		1 to 4	5 to 9	10 to 19	20 to 49	50 to 99	100 to 249	250 to 499	500 to 999	1,000 or more
<b>FREDERICKSBURG (IC)—Con.</b>														
<b>54</b>	<b>Professional, scientific &amp; technical services</b>	<b>820</b>	<b>5 036</b>	<b>23 807</b>	<b>168</b>	<b>115</b>	<b>30</b>	<b>18</b>	<b>4</b>	<b>1</b>	—	—	—	—
541	Professional, scientific & technical services	820	5 036	23 807	168	115	30	18	4	1	—	—	—	—
5411	Legal services	191	1 247	5 444	59	45	11	3	—	—	—	—	—	—
54111	Offices of lawyers	176	1 144	5 026	56	43	11	2	—	—	—	—	—	—
541110	Offices of lawyers	176	1 144	5 026	56	43	11	2	—	—	—	—	—	—
5412	Accounting, tax prep, bookkeep, payroll services	209	754	3 060	26	16	5	3	1	1	—	—	—	—
54121	Accounting, tax prep, bookkeep, payroll services	209	754	3 060	26	16	5	3	1	1	—	—	—	—
5413	Architectural, engineering & related services	184	1 649	8 547	29	17	5	5	2	—	—	—	—	—
54133	Engineering services	149	1 444	7 603	18	9	2	5	2	—	—	—	—	—
541330	Engineering services	149	1 444	7 603	18	9	2	5	2	—	—	—	—	—
5419	Oth professional, scientific, technical services	134	502	2 458	17	5	6	5	1	—	—	—	—	—
<b>55</b>	<b>Management of companies &amp; enterprises</b>	<b>126</b>	<b>1 597</b>	<b>6 688</b>	<b>8</b>	<b>5</b>	<b>2</b>	—	—	—	<b>1</b>	—	—	—
551	Management of companies & enterprises	126	1 597	6 688	8	5	2	—	—	—	1	—	—	—
5511	Management of companies & enterprises	126	1 597	6 688	8	5	2	—	—	—	1	—	—	—
55111	Management of companies & enterprises	126	1 597	6 688	8	5	2	—	—	—	1	—	—	—
<b>56</b>	<b>Admin, support, waste mgt, remediation services</b>	<b>916</b>	<b>3 507</b>	<b>15 792</b>	<b>59</b>	<b>28</b>	<b>13</b>	<b>8</b>	<b>5</b>	<b>4</b>	<b>1</b>	—	—	—
561	Administrative & support services	834	3 048	13 869	55	28	12	7	3	4	1	—	—	—
5611	Office administrative services	158	579	2 619	5	—	2	1	1	1	—	—	—	—
56111	Office administrative services	158	579	2 619	5	—	2	1	1	1	—	—	—	—
561110	Office administrative services	158	579	2 619	5	—	2	1	1	1	—	—	—	—
5613	Employment services	423	1 318	5 856	7	2	—	1	—	3	1	—	—	—
56132	Temporary help services (E)	(E)	(D)	(D)	6	1	—	1	—	3	1	—	—	—
5617	Services to buildings & dwellings	125	446	2 260	21	14	4	1	2	—	—	—	—	—
<b>61</b>	<b>Educational services</b>	<b>10</b>	<b>36</b>	<b>160</b>	<b>7</b>	<b>6</b>	<b>1</b>	—	—	—	—	—	—	—
<b>62</b>	<b>Health care and social assistance</b>	<b>4 382</b>	<b>30 721</b>	<b>147 175</b>	<b>192</b>	<b>76</b>	<b>52</b>	<b>35</b>	<b>19</b>	<b>6</b>	<b>3</b>	—	—	<b>1</b>
621	Ambulatory health care services	1 284	13 985	71 725	145	60	43	27	12	3	—	—	—	—
6211	Offices of physicians	644	10 103	53 808	67	25	17	17	6	2	—	—	—	—
62111	Offices of physicians	644	10 103	53 808	67	25	17	17	6	2	—	—	—	—
6212	Offices of dentists	212	1 351	6 204	37	17	15	4	1	—	—	—	—	—
62121	Offices of dentists	212	1 351	6 204	37	17	15	4	1	—	—	—	—	—
621210	Offices of dentists	212	1 351	6 204	37	17	15	4	1	—	—	—	—	—
6214	Outpatient care centers (C)	(D)	(D)	(D)	6	2	1	1	2	—	—	—	—	—
62149	Other outpatient care centers (C)	(D)	(D)	(D)	6	2	1	1	2	—	—	—	—	—
6216	Home health care services	145	593	2 960	4	—	—	1	2	1	—	—	—	—
62161	Home health care services	145	593	2 960	4	—	—	1	2	1	—	—	—	—
621610	Home health care services	145	593	2 960	4	—	—	1	2	1	—	—	—	—
622	Hospitals (G)	(D)	(D)	(D)	3	—	—	—	—	1	1	—	—	1
6221	General medical & surgical hospitals (G)	(D)	(D)	(D)	1	—	—	—	—	—	—	—	—	1
62211	General medical & surgical hospitals (G)	(D)	(D)	(D)	1	—	—	—	—	—	—	—	—	1
6222	Psychiatric & substance abuse hospitals (E)	(D)	(D)	(D)	2	—	—	—	—	1	1	—	—	—
62221	Psychiatric & substance abuse hospitals (E)	(D)	(D)	(D)	2	—	—	—	—	1	1	—	—	—
623	Nursing & residential care facilities (E)	(D)	(D)	(D)	8	—	2	1	2	2	1	—	—	—
6231	Nursing care facilities (C)	(D)	(D)	(D)	2	—	1	—	—	—	1	—	—	—
62311	Nursing care facilities (C)	(D)	(D)	(D)	2	—	1	—	—	—	1	—	—	—
6233	Community care facilities for the elderly	145	485	2 143	3	—	—	—	2	1	—	—	—	—
62331	Community care facilities for the elderly	145	485	2 143	3	—	—	—	2	1	—	—	—	—
623312	Homes for the elderly	145	485	2 143	3	—	—	—	2	1	—	—	—	—
624	Social assistance	472	1 351	6 006	36	16	7	7	5	—	1	—	—	—
6243	Vocational rehabilitation services (C)	(D)	(D)	(D)	3	1	—	—	1	—	1	—	—	—
62431	Vocational rehabilitation services (C)	(D)	(D)	(D)	3	1	—	—	1	—	1	—	—	—
6244	Child day care services	152	419	1 758	13	5	3	2	3	—	—	—	—	—
62441	Child day care services	152	419	1 758	13	5	3	2	3	—	—	—	—	—
624410	Child day care services	152	419	1 758	13	5	3	2	3	—	—	—	—	—
<b>71</b>	<b>Arts, entertainment &amp; recreation</b>	<b>191</b>	<b>537</b>	<b>2 506</b>	<b>17</b>	<b>8</b>	<b>2</b>	<b>3</b>	<b>4</b>	—	—	—	—	—
713	Amusement, gambling & recreation industries	113	287	1 269	9	4	1	1	3	—	—	—	—	—
7139	Other amusement & recreation industries (C)	(D)	(D)	(D)	8	3	1	1	3	—	—	—	—	—
<b>72</b>	<b>Accommodation &amp; food services</b>	<b>2 877</b>	<b>6 972</b>	<b>31 809</b>	<b>153</b>	<b>45</b>	<b>30</b>	<b>29</b>	<b>33</b>	<b>14</b>	<b>2</b>	—	—	—
721	Accommodation	318	864	4 112	16	7	1	5	2	—	1	—	—	—
7211	Traveler accommodation	318	864	4 112	16	7	1	5	2	—	1	—	—	—
72111	Hotels (exc casino hotels) & motels	301	828	3 932	13	5	1	4	2	—	1	—	—	—
721110	Hotels (exc casino hotels) & motels	301	828	3 932	13	5	1	4	2	—	1	—	—	—
722	Food services & drinking places	2 559	6 108	27 697	137	38	29	24	31	14	1	—	—	—
7221	Full-service restaurants	1 457	3 798	16 450	60	15	10	7	15	13	—	—	—	—
72211	Full-service restaurants	1 457	3 798	16 450	60	15	10	7	15	13	—	—	—	—
722110	Full-service restaurants	1 457	3 798	16 450	60	15	10	7	15	13	—	—	—	—
7222	Limited-service eating places	906	1 835	8 872	67	18	17	15	16	1	—	—	—	—
72221	Limited-service eating places	906	1 835	8 872	67	18	17	15	16	1	—	—	—	—
722211	Limited-service restaurants	745	1 467	7 228	53	15	11	11	15	1	—	—	—	—
7223	Special food services (C)	(D)	(D)	(D)	8	4	2	1	—	—	1	—	—	—
72231	Food service contractors	180	446	2 230	5	1	2	1	—	—	1	—	—	—
722310	Food service contractors	180	446	2 230	5	1	2	1	—	—	1	—	—	—

Note: Employment-size classes are indicated as follows: A—0 to 19; B—20 to 99; C—100 to 249; E—250 to 499; F—500 to 999; G—1,000 to 2,499; H—2,500 to 4,999; I—5,000 to 9,999; J—10,000 to 24,999; K—25,000 to 49,999; L—50,000 to 99,999; M—100,000 or more.

**Table 6. Counties—Employees, Payroll, and Establishments by Industry: 1999—Con.**

[Excludes most government employees, railroad employees, and self-employed persons. Size class 1 to 4 includes establishments with payroll, but no employees, during mid-March pay period. (D) denotes figures withheld to avoid disclosing data for individual companies; the data are included in broader industry totals. Detailed industries with 100 or more employees are shown if industry was not a (D). For explanation of terms, abbreviations, and data reliability/comparability, see introductory text]

NAICS code	Industry	Number of employees for week including March 12	Payroll (\$1,000)		Total number of establishments	Number of establishments by employment-size class									
			First quarter	Annual		1 to 4	5 to 9	10 to 19	20 to 49	50 to 99	100 to 249	250 to 499	500 to 999	1,000 or more	
<b>FREDERICKSBURG (IC)—Con.</b>															
<b>81</b>	<b>Other services (except public administration) .....</b>	<b>740</b>	<b>2 925</b>	<b>12 923</b>	<b>139</b>	<b>80</b>	<b>36</b>	<b>19</b>	<b>4</b>	—	—	—	—	—	
811	Repair & maintenance .....	130	809	3 757	37	25	10	2	—	—	—	—	—	—	
8111	Automotive repair & maintenance .....	113	716	3 311	32	22	8	2	—	—	—	—	—	—	
812	Personal & laundry services .....	370	1 232	5 485	60	31	13	14	2	—	—	—	—	—	
8121	Personal care services .....	219	681	2 935	35	17	8	9	1	—	—	—	—	—	
81211	Hair, nail & skin care services .....	(C)	(D)	(D)	33	17	7	8	1	—	—	—	—	—	
812112	Beauty salons .....	192	624	2 689	28	13	6	8	1	—	—	—	—	—	
813	Religious, grantmaking, civic, prof & like organizations .....	240	884	3 681	42	24	13	3	2	—	—	—	—	—	
8131	Religious organizations .....	186	536	2 247	29	17	8	2	2	—	—	—	—	—	
81311	Religious organizations .....	186	536	2 247	29	17	8	2	2	—	—	—	—	—	
813110	Religious organizations .....	186	536	2 247	29	17	8	2	2	—	—	—	—	—	
<b>95</b>	<b>Auxiliaries (exc corporate, subsidiary &amp; regional mgt) .....</b>	<b>(F)</b>	<b>(D)</b>	<b>(D)</b>	<b>3</b>	—	<b>1</b>	—	<b>1</b>	—	—	—	<b>1</b>	—	
<b>99</b>	<b>Unclassified establishments .....</b>	<b>20</b>	<b>66</b>	<b>726</b>	<b>25</b>	<b>23</b>	<b>2</b>	—	—	—	—	—	—	—	
<b>GALAX (IC)</b>															
	<b>Total .....</b>	<b>7 872</b>	<b>36 787</b>	<b>162 131</b>	<b>324</b>	<b>155</b>	<b>69</b>	<b>49</b>	<b>31</b>	<b>6</b>	<b>5</b>	<b>3</b>	<b>6</b>	—	
<b>11</b>	<b>Forestry, fishing, hunting, and agriculture support .....</b>	<b>8</b>	<b>34</b>	<b>161</b>	<b>5</b>	<b>5</b>	—	—	—	—	—	—	—	—	
<b>22</b>	<b>Utilities .....</b>	<b>(B)</b>	<b>(D)</b>	<b>(D)</b>	<b>2</b>	—	—	—	<b>2</b>	—	—	—	—	—	
<b>23</b>	<b>Construction .....</b>	<b>175</b>	<b>666</b>	<b>2 848</b>	<b>28</b>	<b>18</b>	<b>5</b>	<b>3</b>	<b>2</b>	—	—	—	—	—	
235	Special trade contractors .....	106	493	2 219	18	12	3	2	1	—	—	—	—	—	
<b>31-33</b>	<b>Manufacturing .....</b>	<b>4 363</b>	<b>20 842</b>	<b>91 264</b>	<b>23</b>	<b>6</b>	<b>2</b>	<b>2</b>	<b>2</b>	<b>1</b>	<b>2</b>	<b>3</b>	<b>5</b>	—	
315	Apparel manufacturing .....	(F)	(D)	(D)	3	1	—	—	—	—	1	—	1	—	
3151	Apparel knitting mills .....	(F)	(D)	(D)	1	—	—	—	—	—	—	—	1	—	
31519	Other apparel knitting mills .....	(F)	(D)	(D)	1	—	—	—	—	—	—	—	1	—	
3152	Cut & sew apparel mfg .....	(C)	(D)	(D)	2	1	—	—	—	—	1	—	—	—	
31521	Cut & sew apparel contractors .....	(C)	(D)	(D)	1	—	—	—	—	—	1	—	—	—	
321	Wood product mfg .....	410	1 777	8 301	4	1	—	—	1	1	—	1	—	—	
3219	Other wood product mfg .....	(E)	(D)	(D)	2	1	—	—	—	—	—	1	—	—	
32191	Millwork .....	(E)	(D)	(D)	2	1	—	—	—	—	—	1	—	—	
327	Nonmetallic mineral product mfg .....	(F)	(D)	(D)	4	1	1	—	—	—	1	—	1	—	
3272	Glass & glass product mfg .....	(F)	(D)	(D)	2	—	—	—	—	—	1	—	1	—	
32721	Glass & glass product mfg .....	(F)	(D)	(D)	2	—	—	—	—	—	1	—	1	—	
337	Furniture & related product mfg .....	2 442	11 155	49 822	8	2	—	1	—	—	—	2	3	—	
3371	HH & institutional furniture & kitchen cabinet mfg .....	2 442	11 155	49 822	8	2	—	1	—	—	—	2	3	—	
33712	Household & institutional furniture mfg .....	(G)	(D)	(D)	7	1	—	1	—	—	—	2	3	—	
<b>42</b>	<b>Wholesale trade .....</b>	<b>(B)</b>	<b>(D)</b>	<b>(D)</b>	<b>5</b>	<b>1</b>	<b>1</b>	<b>3</b>	—	—	—	—	—	—	
<b>44-45</b>	<b>Retail trade .....</b>	<b>865</b>	<b>3 373</b>	<b>16 200</b>	<b>77</b>	<b>31</b>	<b>25</b>	<b>10</b>	<b>9</b>	<b>1</b>	<b>1</b>	—	—	—	
445	Food & beverage stores .....	(C)	(D)	(D)	8	3	1	—	3	1	—	—	—	—	
4451	Grocery stores .....	128	386	2 321	6	2	—	—	3	1	—	—	—	—	
44511	Grocery (except convenience) stores .....	128	386	2 321	6	2	—	—	3	1	—	—	—	—	
445110	Grocery (except convenience) stores .....	128	386	2 321	6	2	—	—	3	1	—	—	—	—	
447	Gasoline stations .....	110	325	1 547	13	4	4	4	1	—	—	—	—	—	
4471	Gasoline stations .....	110	325	1 547	13	4	4	4	1	—	—	—	—	—	
452	General merchandise stores .....	(E)	(D)	(D)	5	1	2	—	1	—	1	—	—	—	
4521	Department stores .....	(E)	(D)	(D)	2	—	—	—	1	—	1	—	—	—	
45211	Department stores .....	(E)	(D)	(D)	2	—	—	—	1	—	1	—	—	—	
<b>48-49</b>	<b>Transportation &amp; warehousing .....</b>	<b>49</b>	<b>272</b>	<b>1 212</b>	<b>9</b>	<b>7</b>	—	<b>1</b>	<b>1</b>	—	—	—	—	—	
<b>51</b>	<b>Information .....</b>	<b>111</b>	<b>559</b>	<b>2 092</b>	<b>6</b>	—	<b>1</b>	<b>3</b>	<b>2</b>	—	—	—	—	—	
<b>52</b>	<b>Finance &amp; insurance .....</b>	<b>120</b>	<b>758</b>	<b>2 849</b>	<b>25</b>	<b>14</b>	<b>8</b>	<b>3</b>	—	—	—	—	—	—	
<b>53</b>	<b>Real estate &amp; rental &amp; leasing .....</b>	<b>32</b>	<b>70</b>	<b>415</b>	<b>10</b>	<b>8</b>	<b>1</b>	<b>1</b>	—	—	—	—	—	—	
<b>54</b>	<b>Professional, scientific &amp; technical services .....</b>	<b>100</b>	<b>462</b>	<b>1 909</b>	<b>18</b>	<b>10</b>	<b>4</b>	<b>4</b>	—	—	—	—	—	—	
541	Professional, scientific & technical services .....	100	462	1 909	18	10	4	4	—	—	—	—	—	—	
<b>56</b>	<b>Admin, support, waste mgt, remediation services .....</b>	<b>251</b>	<b>1 008</b>	<b>3 839</b>	<b>10</b>	<b>5</b>	<b>2</b>	—	<b>1</b>	<b>1</b>	<b>1</b>	—	—	—	
561	Administrative & support services .....	(C)	(D)	(D)	9	5	1	—	1	1	1	—	—	—	
5613	Employment services .....	(C)	(D)	(D)	2	—	—	—	—	1	1	—	—	—	
56132	Temporary help services .....	(C)	(D)	(D)	2	—	—	—	—	1	1	—	—	—	

Note: Employment-size classes are indicated as follows: A—0 to 19; B—20 to 99; C—100 to 249; E—250 to 499; F—500 to 999; G—1,000 to 2,499; H—2,500 to 4,999; I—5,000 to 9,999; J—10,000 to 24,999; K—25,000 to 49,999; L—50,000 to 99,999; M—100,000 or more.

**Table 6. Counties—Employees, Payroll, and Establishments by Industry: 1999—Con.**

[Excludes most government employees, railroad employees, and self-employed persons. Size class 1 to 4 includes establishments with payroll, but no employees, during mid-March pay period. (D) denotes figures withheld to avoid disclosing data for individual companies; the data are included in broader industry totals. Detailed industries with 100 or more employees are shown if industry was not a (D). For explanation of terms, abbreviations, and data reliability/comparability, see introductory text]

NAICS code	Industry	Number of employees for week including March 12	Payroll (\$1,000)		Total number of establishments	Number of establishments by employment-size class								
			First quarter	Annual		1 to 4	5 to 9	10 to 19	20 to 49	50 to 99	100 to 249	250 to 499	500 to 999	1,000 or more
<b>GALAX (IC)—Con.</b>														
<b>62</b>	<b>Health care and social assistance . . . . .</b>	<b>1 190</b>	<b>6 891</b>	<b>31 493</b>	<b>42</b>	<b>12</b>	<b>12</b>	<b>10</b>	<b>3</b>	<b>3</b>	<b>1</b>	—	<b>1</b>	—
621	Ambulatory health care services . . . . .	234	2 371	11 434	26	7	9	7	3	—	—	—	—	—
6211	Offices of physicians . . . . .	130	1 848	9 130	13	4	2	5	2	—	—	—	—	—
62111	Offices of physicians . . . . .	130	1 848	9 130	13	4	2	5	2	—	—	—	—	—
621111	Offices of physicians (exc mental health) . . .	130	1 848	9 130	13	4	2	5	2	—	—	—	—	—
622	Hospitals . . . . .	(F)	(D)	(D)	2	—	—	—	—	1	—	—	1	—
6221	General medical & surgical hospitals . . . . .	(F)	(D)	(D)	1	—	—	—	—	—	—	—	1	—
62211	General medical & surgical hospitals . . . . .	(F)	(D)	(D)	1	—	—	—	—	—	—	—	1	—
623	Nursing & residential care facilities . . . . .	(C)	(D)	(D)	2	—	—	—	—	1	1	—	—	—
6231	Nursing care facilities . . . . .	(C)	(D)	(D)	2	—	—	—	—	1	1	—	—	—
62311	Nursing care facilities . . . . .	(C)	(D)	(D)	2	—	—	—	—	1	1	—	—	—
624	Social assistance . . . . .	136	378	1 654	12	5	3	3	—	1	—	—	—	—
<b>71</b>	<b>Arts, entertainment &amp; recreation . . . . .</b>	<b>26</b>	<b>54</b>	<b>241</b>	<b>3</b>	<b>1</b>	—	<b>2</b>	—	—	—	—	—	—
<b>72</b>	<b>Accommodation &amp; food services . . . . .</b>	<b>350</b>	<b>720</b>	<b>3 011</b>	<b>26</b>	<b>10</b>	<b>4</b>	<b>4</b>	<b>8</b>	—	—	—	—	—
722	Food services & drinking places . . . . .	(E)	(D)	(D)	25	10	3	4	8	—	—	—	—	—
7222	Limited-service eating places . . . . .	278	533	2 289	13	2	1	3	7	—	—	—	—	—
72221	Limited-service eating places . . . . .	278	533	2 289	13	2	1	3	7	—	—	—	—	—
722211	Limited-service restaurants . . . . .	278	533	2 289	13	2	1	3	7	—	—	—	—	—
<b>81</b>	<b>Other services (except public administration) . . . . .</b>	<b>142</b>	<b>521</b>	<b>2 186</b>	<b>32</b>	<b>24</b>	<b>4</b>	<b>3</b>	<b>1</b>	—	—	—	—	—
<b>99</b>	<b>Unclassified establishments . . . . .</b>	<b>(A)</b>	<b>(D)</b>	<b>(D)</b>	<b>3</b>	<b>3</b>	—	—	—	—	—	—	—	—
<b>HAMPTON (IC)</b>														
	<b>Total . . . . .</b>	<b>48 646</b>	<b>257 517</b>	<b>1 082 405</b>	<b>2 467</b>	<b>1 112</b>	<b>555</b>	<b>377</b>	<b>263</b>	<b>93</b>	<b>49</b>	<b>8</b>	<b>3</b>	<b>7</b>
<b>21</b>	<b>Mining . . . . .</b>	<b>(B)</b>	<b>(D)</b>	<b>(D)</b>	<b>1</b>	—	—	—	<b>1</b>	—	—	—	—	—
<b>22</b>	<b>Utilities . . . . .</b>	<b>(C)</b>	<b>(D)</b>	<b>(D)</b>	<b>2</b>	<b>1</b>	—	—	—	<b>1</b>	—	—	—	—
221	Utilities . . . . .	(C)	(D)	(D)	2	1	—	—	—	1	—	—	—	—
2211	Elec pwr generation, transmsn & distribution . . .	(C)	(D)	(D)	1	—	—	—	—	1	—	—	—	—
22112	Electric pwr transmsn, control & distribution . .	(C)	(D)	(D)	1	—	—	—	—	1	—	—	—	—
<b>23</b>	<b>Construction . . . . .</b>	<b>2 410</b>	<b>13 034</b>	<b>57 395</b>	<b>253</b>	<b>138</b>	<b>46</b>	<b>32</b>	<b>30</b>	<b>6</b>	<b>1</b>	—	—	—
233	Building, developing & general contracting . . . . .	758	3 913	16 738	79	48	14	8	6	2	1	—	—	—
2332	Residential building construction . . . . .	378	1 564	7 746	56	31	14	7	3	1	—	—	—	—
23321	Single-family housing construction . . . . .	359	1 471	7 137	52	28	14	6	3	1	—	—	—	—
233210	Single-family housing construction . . . . .	359	1 471	7 137	52	28	14	6	3	1	—	—	—	—
2333	Nonresidential building construction . . . . .	378	2 336	8 925	19	13	—	1	3	1	1	—	—	—
23332	Commercial & institutional bldg construction . .	301	1 865	5 615	14	11	—	1	1	1	1	—	—	—
233320	Commercial & institutional bldg construction . . . . .	301	1 865	5 615	14	11	—	1	1	1	1	—	—	—
234	Heavy construction . . . . .	189	1 058	4 960	9	3	—	1	4	1	—	—	—	—
2341	Highway, street, bridge & tunnel construction . . .	139	800	3 947	5	1	—	1	2	1	—	—	—	—
23411	Highway & street construction . . . . .	139	800	3 947	5	1	—	1	2	1	—	—	—	—
234110	Highway & street construction . . . . .	139	800	3 947	5	1	—	1	2	1	—	—	—	—
235	Special trade contractors . . . . .	1 463	8 063	35 697	165	87	32	23	20	3	—	—	—	—
2351	Plumbing, heating & AC contractor . . . . .	357	2 185	9 622	34	14	9	5	6	—	—	—	—	—
23511	Plumbing, heating & AC contractor . . . . .	357	2 185	9 622	34	14	9	5	6	—	—	—	—	—
235110	Plumbing, heating & AC contractor . . . . .	357	2 185	9 622	34	14	9	5	6	—	—	—	—	—
2352	Painting & wall covering contractors . . . . .	100	509	2 176	21	16	—	5	—	—	—	—	—	—
23521	Painting & wall covering contractors . . . . .	100	509	2 176	21	16	—	5	—	—	—	—	—	—
235210	Painting & wall covering contractors . . . . .	100	509	2 176	21	16	—	5	—	—	—	—	—	—
2353	Electrical contractors . . . . .	157	1 189	4 845	21	10	7	2	2	—	—	—	—	—
23531	Electrical contractors . . . . .	157	1 189	4 845	21	10	7	2	2	—	—	—	—	—
235310	Electrical contractors . . . . .	157	1 189	4 845	21	10	7	2	2	—	—	—	—	—
2354	Masonry, drywall, insulation, tile contractors . . . .	479	2 440	11 549	33	14	4	6	6	3	—	—	—	—
23541	Masonry & stone contractors . . . . .	(C)	(D)	(D)	16	5	3	5	2	1	—	—	—	—
23542	Drywall, acoustical & insulation contractors . . .	218	1 374	6 394	15	8	1	1	3	2	—	—	—	—
235420	Drywall, acoustical & insulation contractors . . .	218	1 374	6 394	15	8	1	1	3	2	—	—	—	—
2356	Roofing, siding, & sheet metal contractors . . . . .	106	428	1 783	16	9	3	3	1	—	—	—	—	—
23561	Roofing, siding, & sheet metal contractors . . . . .	106	428	1 783	16	9	3	3	1	—	—	—	—	—
235610	Roofing, siding, & sheet metal contractors . . . . .	106	428	1 783	16	9	3	3	1	—	—	—	—	—
2359	Other special trade contractors . . . . .	138	844	3 503	17	10	2	1	4	—	—	—	—	—
23599	All other special trade contractors . . . . .	115	676	2 673	12	6	2	1	3	—	—	—	—	—
235990	All other special trade contractors . . . . .	115	676	2 673	12	6	2	1	3	—	—	—	—	—

Note: Employment-size classes are indicated as follows: A—0 to 19; B—20 to 99; C—100 to 249; E—250 to 499; F—500 to 999; G—1,000 to 2,499; H—2,500 to 4,999; I—5,000 to 9,999; J—10,000 to 24,999; K—25,000 to 49,999; L—50,000 to 99,999; M—100,000 or more.

**Table 6. Counties—Employees, Payroll, and Establishments by Industry: 1999—Con.**

[Excludes most government employees, railroad employees, and self-employed persons. Size class 1 to 4 includes establishments with payroll, but no employees, during mid-March pay period. (D) denotes figures withheld to avoid disclosing data for individual companies; the data are included in broader industry totals. Detailed industries with 100 or more employees are shown if industry was not a (D). For explanation of terms, abbreviations, and data reliability/comparability, see introductory text]

NAICS code	Industry	Number of employees for week including March 12	Payroll (\$1,000)		Total number of establishments	Number of establishments by employment-size class									
			First quarter	Annual		1 to 4	5 to 9	10 to 19	20 to 49	50 to 99	100 to 249	250 to 499	500 to 999	1,000 or more	
<b>HAMPTON (IC)—Con.</b>															
<b>31-33</b>	<b>Manufacturing</b>	<b>5 497</b>	<b>41 654</b>	<b>175 049</b>	<b>77</b>	<b>31</b>	<b>4</b>	<b>16</b>	<b>12</b>	<b>5</b>	<b>6</b>	<b>1</b>		<b>2</b>	
311	Food mfg	112	321	1 620	4	—	—	2	2	—	—	—	—	—	
331	Primary metal mfg	(G)	(D)	(D)	1	—	—	—	—	—	—	—	—	1	
3315	Foundries	(G)	(D)	(D)	1	—	—	—	—	—	—	—	—	1	
33152	Nonferrous metal foundries	(G)	(D)	(D)	1	—	—	—	—	—	—	—	—	1	
332	Fabricated metal product mfg	650	4 657	20 837	20	9	1	3	3	1	3	—	—	—	
3321	Forging & stamping	(C)	(D)	(D)	1	—	—	—	—	—	1	—	—	—	
33211	Forging & stamping	(C)	(D)	(D)	1	—	—	—	—	—	1	—	—	—	
3323	Architectural & structural metals mfg	358	2 511	10 641	6	1	—	2	—	1	2	—	—	—	
33231	Plate work & fabricated structural prod mfg	(E)	(D)	(D)	5	—	—	2	—	1	2	—	—	—	
3327	Mach shops, turn prod, screw, nut, bolt mfg	(C)	(D)	(D)	12	7	1	1	3	—	—	—	—	—	
333	Machinery mfg	201	1 595	6 022	9	4	—	2	2	1	—	—	—	—	
334	Computer & electronic product mfg	(G)	(D)	(D)	4	—	—	—	1	1	—	1	—	1	
3341	Computer & peripheral equipment mfg	(G)	(D)	(D)	1	—	—	—	—	—	—	—	—	1	
33411	Computer & peripheral equipment mfg	(G)	(D)	(D)	1	—	—	—	—	—	—	—	—	1	
3344	Semiconductor & oth electronic component mfg	(E)	(D)	(D)	2	—	—	—	1	—	—	1	—	—	
33441	Semiconductor & oth electronic component mfg	(E)	(D)	(D)	2	—	—	—	1	—	—	1	—	—	
335	Electrical equip, appliance & component mfg	(E)	(D)	(D)	2	—	—	—	—	1	1	—	—	—	
3353	Electrical equipment mfg	(E)	(D)	(D)	2	—	—	—	—	1	1	—	—	—	
33531	Electrical equipment mfg	(E)	(D)	(D)	2	—	—	—	—	1	1	—	—	—	
336	Transportation equipment mfg	(E)	(D)	(D)	3	1	—	—	—	—	2	—	—	—	
3363	Motor vehicle parts mfg	(E)	(D)	(D)	2	—	—	—	—	—	2	—	—	—	
33632	MV electrical & electronic equipment mfg	(C)	(D)	(D)	1	—	—	—	—	—	1	—	—	—	
33635	MV transmission & power train parts mfg	(C)	(D)	(D)	1	—	—	—	—	—	1	—	—	—	
<b>42</b>	<b>Wholesale trade</b>	<b>980</b>	<b>7 509</b>	<b>30 887</b>	<b>95</b>	<b>46</b>	<b>18</b>	<b>20</b>	<b>7</b>	<b>4</b>					
421	Wholesale trade, durable goods	548	4 823	18 472	68	37	12	13	5	1	—	—	—	—	
4218	Machinery, equipment & supplies whsle	184	1 763	7 610	26	15	4	5	2	—	—	—	—	—	
42184	Industrial supplies whsle	103	789	3 389	9	4	—	4	1	—	—	—	—	—	
421840	Industrial supplies whsle	103	789	3 389	9	4	—	4	1	—	—	—	—	—	
422	Wholesale trade, nondurable goods	432	2 686	12 415	27	9	6	7	2	3	—	—	—	—	
4224	Grocery & related product whsle	248	1 396	6 163	13	2	4	4	1	2	—	—	—	—	
<b>44-45</b>	<b>Retail trade</b>	<b>10 439</b>	<b>41 401</b>	<b>181 023</b>	<b>485</b>	<b>151</b>	<b>158</b>	<b>91</b>	<b>47</b>	<b>20</b>	<b>16</b>		<b>1</b>	<b>1</b>	
441	Motor vehicle & parts dealers	1 256	8 042	37 582	54	11	15	10	10	6	2	—	—	—	
4411	Automobile dealers	854	6 336	30 249	23	5	5	1	5	5	2	—	—	—	
44111	New car dealers	808	6 148	29 450	14	1	1	—	5	5	2	—	—	—	
441110	New car dealers	808	6 148	29 450	14	1	1	—	5	5	2	—	—	—	
4413	Automotive parts, accessories & tire stores	309	1 283	5 013	24	4	8	7	4	1	—	—	—	—	
44131	Automotive parts, accessories & tire stores	250	953	3 620	18	4	4	5	4	1	—	—	—	—	
441310	Automotive parts, accessories & tire stores	250	953	3 620	18	4	4	5	4	1	—	—	—	—	
442	Furniture & home furnishing stores	207	1 230	5 783	27	13	9	4	1	—	—	—	—	—	
4421	Furniture stores	138	841	4 080	15	8	4	2	1	—	—	—	—	—	
44211	Furniture stores	138	841	4 080	15	8	4	2	1	—	—	—	—	—	
442110	Furniture stores	138	841	4 080	15	8	4	2	1	—	—	—	—	—	
443	Electronics & appliance stores	142	668	2 602	16	7	6	2	—	1	—	—	—	—	
4431	Electronics & appliance stores	142	668	2 602	16	7	6	2	—	1	—	—	—	—	
444	Bldg material & garden equip & supp dealers	504	2 073	9 248	21	6	7	3	2	—	3	—	—	—	
4441	Building material & supplies dealers	(E)	(D)	(D)	17	4	6	3	2	—	2	—	—	—	
44411	Home centers	(C)	(D)	(D)	2	—	—	—	—	—	2	—	—	—	
4442	Lawn & garden equip & supplies stores	(C)	(D)	(D)	4	2	1	—	—	—	1	—	—	—	
44422	Nursery & garden centers	(C)	(D)	(D)	4	2	1	—	—	—	1	—	—	—	
445	Food & beverage stores	1 565	3 905	15 332	51	14	12	9	5	6	5	—	—	—	
4451	Grocery stores	(G)	(D)	(D)	37	7	7	7	5	6	5	—	—	—	
44511	Grocery (except convenience) stores	1 367	3 215	12 692	20	2	1	1	5	6	5	—	—	—	
445110	Grocery (except convenience) stores	1 367	3 215	12 692	20	2	1	1	5	6	5	—	—	—	
44512	Convenience stores	(C)	(D)	(D)	17	5	6	6	—	—	—	—	—	—	
446	Health & personal care stores	440	1 853	7 913	37	11	9	11	5	1	—	—	—	—	
4461	Health & personal care stores	440	1 853	7 913	37	11	9	11	5	1	—	—	—	—	
44611	Pharmacies & drug stores	317	1 338	5 719	17	2	1	9	4	1	—	—	—	—	
446110	Pharmacies & drug stores	317	1 338	5 719	17	2	1	9	4	1	—	—	—	—	
447	Gasoline stations	443	1 269	5 244	54	16	18	17	3	—	—	—	—	—	
4471	Gasoline stations	443	1 269	5 244	54	16	18	17	3	—	—	—	—	—	
44711	Gasoline stations with convenience stores	374	996	4 107	40	9	13	15	3	—	—	—	—	—	
447110	Gasoline stations with convenience stores	374	996	4 107	40	9	13	15	3	—	—	—	—	—	
448	Clothing & clothing accessories stores	852	2 610	10 968	94	20	48	21	4	1	—	—	—	—	
4481	Clothing stores	561	1 504	6 277	59	12	31	13	2	1	—	—	—	—	
44811	Men's clothing stores	127	402	1 529	15	1	11	2	1	—	—	—	—	—	
448110	Men's clothing stores	127	402	1 529	15	1	11	2	1	—	—	—	—	—	
44812	Women's clothing stores	172	391	1 753	23	6	11	6	—	—	—	—	—	—	
448120	Women's clothing stores	172	391	1 753	23	6	11	6	—	—	—	—	—	—	
44814	Family clothing stores	193	555	2 265	10	1	3	4	1	1	—	—	—	—	
448140	Family clothing stores	193	555	2 265	10	1	3	4	1	1	—	—	—	—	
4482	Shoe stores	198	581	2 399	25	7	11	6	1	—	—	—	—	—	
44821	Shoe stores	198	581	2 399	25	7	11	6	1	—	—	—	—	—	
448210	Shoe stores	198	581	2 399	25	7	11	6	1	—	—	—	—	—	

Note: Employment-size classes are indicated as follows: A—0 to 19; B—20 to 99; C—100 to 249; E—250 to 499; F—500 to 999; G—1,000 to 2,499; H—2,500 to 4,999; I—5,000 to 9,999; J—10,000 to 24,999; K—25,000 to 49,999; L—50,000 to 99,999; M—100,000 or more.

**Table 6. Counties—Employees, Payroll, and Establishments by Industry: 1999—Con.**

[Excludes most government employees, railroad employees, and self-employed persons. Size class 1 to 4 includes establishments with payroll, but no employees, during mid-March pay period. (D) denotes figures withheld to avoid disclosing data for individual companies; the data are included in broader industry totals. Detailed industries with 100 or more employees are shown if industry was not a (D). For explanation of terms, abbreviations, and data reliability/comparability, see introductory text]

NAICS code	Industry	Number of employees for week including March 12	Payroll (\$1,000)		Total number of establishments	Number of establishments by employment-size class									
			First quarter	Annual		1 to 4	5 to 9	10 to 19	20 to 49	50 to 99	100 to 249	250 to 499	500 to 999	1,000 or more	
<b>HAMPTON (IC)—Con.</b>															
<b>44-45 Retail trade—Con.</b>															
451	Sporting goods, hobby, book & music stores .....	353	873	3 820	33	14	8	5	5	1	—	—	—	—	
4511	Sporting goods, hobby, musical instrument stores .....	223	607	2 674	20	10	4	2	3	1	—	—	—	—	
4512	Book, periodical & music stores .....	130	266	1 146	13	4	4	3	2	—	—	—	—		
452	General merchandise stores .....	2 154	7 592	32 830	26	2	10	3	2	2	6	—	1	—	
4521	Department stores .....	1 258	3 848	16 637	7	—	—	—	—	1	6	—	—	—	
45211	Department stores .....	1 258	3 848	16 637	7	—	—	—	—	1	6	—	—	—	
452110	Department stores .....	1 258	3 848	16 637	7	—	—	—	—	1	6	—	—	—	
4529	Other general merchandise stores .....	896	3 744	16 193	19	2	10	3	2	1	—	—	1	—	
45291	Warehouse clubs & superstores .....	(F)	(D)	(D)	2	—	—	—	—	1	—	—	1	—	
45299	All other general merchandise stores .....	(C)	(D)	(D)	17	2	10	3	2	—	—	—	—	—	
453	Miscellaneous store retailers .....	491	1 091	4 924	60	32	15	6	6	1	—	—	—	—	
4532	Office supplies, stationery & gift stores .....	240	473	2 182	26	13	7	2	3	1	—	—	—	—	
45322	Gift, novelty & souvenir stores .....	148	228	1 093	23	13	6	2	2	—	—	—	—	—	
453220	Gift, novelty & souvenir stores .....	148	228	1 093	23	13	6	2	2	—	—	—	—	—	
4533	Used merchandise stores .....	147	341	1 497	11	5	1	2	3	—	—	—	—	—	
45331	Used merchandise stores .....	147	341	1 497	11	5	1	2	3	—	—	—	—	—	
453310	Used merchandise stores .....	147	341	1 497	11	5	1	2	3	—	—	—	—	—	
454	Nonstore retailers .....	2 032	10 195	44 777	12	5	1	—	4	1	—	—	—	1	
4541	Electronic shopping & mail-order houses .....	(G)	(D)	(D)	3	1	—	—	—	1	—	—	—	1	
45411	Electronic shopping & mail-order houses .....	(G)	(D)	(D)	3	1	—	—	—	1	—	—	—	1	
4543	Direct selling establishments .....	(C)	(D)	(D)	7	4	1	—	2	—	—	—	—	—	
<b>48-49 Transportation &amp; warehousing .....</b>														<b>522</b>	
484	Truck transportation .....	335	2 379	10 619	26	15	2	3	5	1	—	—	—	—	
4841	General freight trucking .....	137	1 191	5 165	10	7	1	1	—	1	—	—	—	—	
48412	General freight trucking, long-distance .....	(C)	(D)	(D)	4	1	1	1	—	1	—	—	—	—	
4842	Specialized freight trucking .....	198	1 188	5 454	16	8	1	2	5	—	—	—	—	—	
48421	Used household & office goods moving .....	116	604	2 852	4	—	—	1	3	—	—	—	—	—	
484210	Used household & office goods moving .....	116	604	2 852	4	—	—	1	3	—	—	—	—	—	
<b>51 Information .....</b>														<b>604</b>	
512	Motion picture & sound recording industries .....	(E)	(D)	(D)	3	—	—	1	1	—	—	1	—	—	
5121	Motion picture & video industries .....	(E)	(D)	(D)	3	—	—	1	1	—	—	1	—	—	
51213	Motion picture & video exhibition .....	(E)	(D)	(D)	3	—	—	1	1	—	—	1	—	—	
513	Broadcasting & telecommunications .....	288	2 372	10 650	15	7	5	—	—	2	1	—	—	—	
5132	Cable networks & program distribution .....	(C)	(D)	(D)	3	1	1	—	—	—	1	—	—	—	
51322	Cable & other program distribution .....	(C)	(D)	(D)	3	1	1	—	—	—	1	—	—	—	
<b>52 Finance &amp; insurance .....</b>														<b>1 549</b>	
522	Credit intermediation & related activities .....	1 041	6 178	26 060	69	21	30	13	2	1	1	1	—	—	
5221	Depository credit intermediation .....	743	4 400	18 150	45	10	21	11	1	1	—	1	—	—	
52211	Commercial banking .....	(E)	(D)	(D)	33	7	16	8	1	1	—	—	—	—	
52213	Credit unions .....	379	2 093	9 241	8	1	3	3	—	—	—	1	—	—	
522130	Credit unions .....	379	2 093	9 241	8	1	3	3	—	—	—	1	—	—	
5223	Activities related to credit intermediation .....	205	1 103	4 875	7	4	1	1	—	—	1	—	—	—	
52239	Other credit intermediation activities .....	(C)	(D)	(D)	3	1	1	—	—	—	1	—	—	—	
524	Insurance carriers & related activities .....	(E)	(D)	(D)	49	43	2	1	1	1	—	1	—	—	
5242	Agencies & other insurance related activities .....	(E)	(D)	(D)	36	31	2	1	1	—	—	1	—	—	
52421	Insurance agencies & brokerages .....	(C)	(D)	(D)	33	29	2	1	1	—	—	—	—	—	
52429	Other insurance related activities .....	(E)	(D)	(D)	3	2	—	—	—	—	—	1	—	—	
<b>53 Real estate &amp; rental &amp; leasing .....</b>														<b>1 174</b>	
531	Real estate .....	890	3 890	17 952	78	48	17	5	3	4	—	1	—	—	
5311	Lessors of real estate .....	294	1 070	4 716	41	26	9	4	—	2	—	—	—	—	
53111	Lessors of residential buildings & dwellings .....	157	632	2 780	23	12	9	1	—	1	—	—	—	—	
531110	Lessors of residential buildings & dwellings .....	157	632	2 780	23	12	9	1	—	1	—	—	—	—	
53112	Lessors of nonres bldg (exc min Warehouses) .....	122	377	1 665	10	6	—	3	—	1	—	—	—	—	
531120	Lessors of nonres bldg (exc min Warehouses) .....	122	377	1 665	10	6	—	3	—	1	—	—	—	—	
5313	Activities related to real estate .....	501	2 145	10 301	21	12	4	1	1	2	—	1	—	—	
53131	Real estate property managers .....	488	2 077	9 978	16	8	3	1	1	2	—	1	—	—	
532	Rental & leasing services .....	284	1 305	5 604	31	8	11	9	3	—	—	—	—	—	
5322	Consumer goods rental .....	178	560	2 408	22	7	8	6	1	—	—	—	—	—	
53223	Video tape & disc rental .....	122	278	1 177	12	4	2	5	1	—	—	—	—	—	
532230	Video tape & disc rental .....	122	278	1 177	12	4	2	5	1	—	—	—	—	—	

Note: Employment-size classes are indicated as follows: A—0 to 19; B—20 to 99; C—100 to 249; E—250 to 499; F—500 to 999; G—1,000 to 2,499; H—2,500 to 4,999; I—5,000 to 9,999; J—10,000 to 24,999; K—25,000 to 49,999; L—50,000 to 99,999; M—100,000 or more.



**Table 6. Counties—Employees, Payroll, and Establishments by Industry: 1999—Con.**

[Excludes most government employees, railroad employees, and self-employed persons. Size class 1 to 4 includes establishments with payroll, but no employees, during mid-March pay period. (D) denotes figures withheld to avoid disclosing data for individual companies; the data are included in broader industry totals. Detailed industries with 100 or more employees are shown if industry was not a (D). For explanation of terms, abbreviations, and data reliability/comparability, see introductory text]

NAICS code	Industry	Number of employees for week including March 12	Payroll (\$1,000)		Total number of establishments	Number of establishments by employment-size class									
			First quarter	Annual		1 to 4	5 to 9	10 to 19	20 to 49	50 to 99	100 to 249	250 to 499	500 to 999	1,000 or more	
<b>HAMPTON (IC)—Con.</b>															
<b>54</b>	<b>Professional, scientific &amp; technical services</b>	<b>4 019</b>	<b>40 643</b>	<b>154 012</b>	<b>246</b>	<b>140</b>	<b>38</b>	<b>29</b>	<b>23</b>	<b>6</b>	<b>9</b>	<b>1</b>	—	—	
541	Professional, scientific & technical services	4 019	40 643	154 012	246	140	38	29	23	6	9	1	—	—	
5411	Legal services	236	1 600	7 869	57	42	10	4	1	—	—	—	—	—	
54111	Offices of lawyers	233	1 593	7 830	54	39	10	4	1	—	—	—	—	—	
541110	Offices of lawyers	233	1 593	7 830	54	39	10	4	1	—	—	—	—	—	
5412	Accounting, tax prep, bookkeep, payroll services	129	491	2 072	22	17	2	1	1	1	—	—	—	—	
54121	Accounting, tax prep, bookkeep, payroll services	129	491	2 072	22	17	2	1	1	1	—	—	—	—	
5413	Architectural, engineering & related services	1 078	10 592	39 871	51	22	11	8	6	1	3	—	—	—	
54133	Engineering services	809	8 599	32 008	30	10	7	5	5	1	2	—	—	—	
541330	Engineering services	809	8 599	32 008	30	10	7	5	5	1	2	—	—	—	
54138	Testing laboratories	225	1 734	6 768	8	3	1	2	1	—	1	—	—	—	
541380	Testing laboratories	225	1 734	6 768	8	3	1	2	1	—	1	—	—	—	
5415	Computer systems design & related services	1 092	12 702	41 213	37	18	5	7	4	1	1	1	—	—	
54151	Computer systems design & related services	1 092	12 702	41 213	37	18	5	7	4	1	1	1	—	—	
541511	Custom computer programming services	185	1 495	6 089	12	5	2	2	3	—	—	—	—	—	
541512	Computer systems design services	871	10 968	34 042	17	8	—	5	1	1	1	1	—	—	
5416	Management, sci & tech consulting services	146	1 257	5 243	25	19	1	3	2	—	—	—	—	—	
5417	Scientific R&D services	967	12 444	50 649	20	3	3	1	6	3	4	—	—	—	
54171	R&D in physical, engineering & life sciences	(F)	(D)	(D)	19	3	3	1	6	2	4	—	—	—	
5419	Oth professional, scientific, technical services	303	1 202	5 362	23	10	5	5	2	—	1	—	—	—	
54194	Veterinary services	107	417	1 923	8	3	—	3	2	—	—	—	—	—	
541940	Veterinary services	107	417	1 923	8	3	—	3	2	—	—	—	—	—	
54199	All oth prof, scientific & technical services	147	675	2 945	7	4	2	—	—	—	1	—	—	—	
541990	All oth prof, scientific & technical services	147	675	2 945	7	4	2	—	—	—	1	—	—	—	
<b>55</b>	<b>Management of companies &amp; enterprises</b>	<b>172</b>	<b>1 103</b>	<b>4 843</b>	<b>9</b>	<b>2</b>	<b>1</b>	<b>2</b>	<b>3</b>	<b>1</b>	—	—	—	—	
551	Management of companies & enterprises	172	1 103	4 843	9	2	1	2	3	1	—	—	—	—	
5511	Management of companies & enterprises	172	1 103	4 843	9	2	1	2	3	1	—	—	—	—	
55111	Management of companies & enterprises	172	1 103	4 843	9	2	1	2	3	1	—	—	—	—	
<b>56</b>	<b>Admin, support, waste mgmt, remediation services</b>	<b>4 769</b>	<b>16 512</b>	<b>68 815</b>	<b>149</b>	<b>90</b>	<b>18</b>	<b>24</b>	<b>10</b>	<b>2</b>	<b>2</b>	—	<b>2</b>	<b>1</b>	
561	Administrative & support services	(H)	(D)	(D)	143	87	18	23	8	2	2	—	2	1	
5611	Office administrative services	110	857	4 263	9	4	—	3	2	—	—	—	—	—	
56111	Office administrative services	110	857	4 263	9	4	—	3	2	—	—	—	—	—	
561110	Office administrative services	110	857	4 263	9	4	—	3	2	—	—	—	—	—	
5612	Facilities support services	958	6 561	24 948	9	4	1	—	2	—	1	—	1	—	
56121	Facilities support services	958	6 561	24 948	9	4	1	—	2	—	1	—	1	—	
561210	Facilities support services	958	6 561	24 948	9	4	1	—	2	—	1	—	1	—	
5613	Employment services	923	1 353	4 976	8	2	—	2	1	2	—	—	1	—	
56132	Temporary help services	(F)	(D)	(D)	6	1	—	2	—	2	—	—	1	—	
5614	Business support services	(G)	(D)	(D)	11	7	2	1	—	—	—	—	—	1	
56142	Telephone call centers	(G)	(D)	(D)	2	1	—	—	—	—	—	—	—	1	
5616	Investigation & security services	201	629	2 801	10	4	2	2	1	—	1	—	—	—	
56161	Investigation, guard & armored car services	166	446	2 017	6	3	1	—	1	—	1	—	—	—	
561612	Security guards & patrol services	166	446	2 017	6	3	1	—	1	—	1	—	—	—	
5617	Services to buildings & dwellings	378	1 078	5 302	75	49	12	12	2	—	—	—	—	—	
56172	Janitorial services	197	484	2 000	36	24	4	6	2	—	—	—	—	—	
561720	Janitorial services	197	484	2 000	36	24	4	6	2	—	—	—	—	—	
56173	Landscaping services	137	430	2 394	26	15	7	4	—	—	—	—	—	—	
561730	Landscaping services	137	430	2 394	26	15	7	4	—	—	—	—	—	—	
<b>61</b>	<b>Educational services</b>	<b>2 183</b>	<b>9 731</b>	<b>41 538</b>	<b>28</b>	<b>14</b>	<b>4</b>	<b>3</b>	<b>5</b>	—	<b>1</b>	—	—	<b>1</b>	
611	Educational services	2 183	9 731	41 538	28	14	4	3	5	—	1	—	—	1	
6111	Elementary & secondary schools	154	468	1 800	4	1	—	—	2	—	1	—	—	—	
61111	Elementary & secondary schools	154	468	1 800	4	1	—	—	2	—	1	—	—	—	
611110	Elementary & secondary schools	154	468	1 800	4	1	—	—	2	—	1	—	—	—	
6113	Colleges, universities & professional schools	(G)	(D)	(D)	3	1	1	—	—	—	—	—	—	1	
61131	Colleges, universities & professional schools	(G)	(D)	(D)	3	1	1	—	—	—	—	—	—	1	
<b>62</b>	<b>Health care and social assistance</b>	<b>6 079</b>	<b>39 973</b>	<b>169 335</b>	<b>226</b>	<b>85</b>	<b>63</b>	<b>36</b>	<b>28</b>	<b>6</b>	<b>4</b>	<b>2</b>	—	<b>2</b>	
621	Ambulatory health care services	1 898	12 229	58 685	171	73	58	20	15	3	1	1	—	—	
6211	Offices of physicians	643	7 168	36 716	74	25	30	10	9	—	—	—	—	—	
62111	Offices of physicians	643	7 168	36 716	74	25	30	10	9	—	—	—	—	—	
6212	Offices of dentists	238	1 431	7 119	52	31	17	4	—	—	—	—	—	—	
62121	Offices of dentists	238	1 431	7 119	52	31	17	4	—	—	—	—	—	—	
621210	Offices of dentists	238	1 431	7 119	52	31	17	4	—	—	—	—	—	—	
6213	Offices of other health practitioners	(C)	(D)	(D)	22	12	6	4	—	—	—	—	—	—	
6214	Outpatient care centers	226	1 151	4 587	8	2	3	1	1	—	1	—	—	—	
62149	Other outpatient care centers	(C)	(D)	(D)	4	1	1	—	1	—	1	—	—	—	
6216	Home health care services	671	1 813	6 803	14	2	2	1	5	3	—	1	—	—	
62161	Home health care services	671	1 813	6 803	14	2	2	1	5	3	—	1	—	—	
621610	Home health care services	671	1 813	6 803	14	2	2	1	5	3	—	1	—	—	
622	Hospitals	(H)	(D)	(D)	4	—	—	—	—	1	1	—	—	2	
6221	General medical & surgical hospitals	2 450	21 678	84 723	3	—	—	—	—	1	—	—	—	2	
62211	General medical & surgical hospitals	2 450	21 678	84 723	3	—	—	—	—	1	—	—	—	2	
622110	General medical & surgical hospitals	2 450	21 678	84 723	3	—	—	—	—	1	—	—	—	2	
6222	Psychiatric & substance abuse hospitals	(C)	(D)	(D)	1	—	—	—	—	—	1	—	—	—	
62221	Psychiatric & substance abuse hospitals	(C)	(D)	(D)	1	—	—	—	—	—	1	—	—	—	

Note: Employment-size classes are indicated as follows: A—0 to 19; B—20 to 99; C—100 to 249; E—250 to 499; F—500 to 999; G—1,000 to 2,499; H—2,500 to 4,999; I—5,000 to 9,999; J—10,000 to 24,999; K—25,000 to 49,999; L—50,000 to 99,999; M—100,000 or more.

**Table 6. Counties—Employees, Payroll, and Establishments by Industry: 1999—Con.**

[Excludes most government employees, railroad employees, and self-employed persons. Size class 1 to 4 includes establishments with payroll, but no employees, during mid-March pay period. (D) denotes figures withheld to avoid disclosing data for individual companies; the data are included in broader industry totals. Detailed industries with 100 or more employees are shown if industry was not a (D). For explanation of terms, abbreviations, and data reliability/comparability, see introductory text]

NAICS code	Industry	Number of employees for week including March 12	Payroll (\$1,000)		Total number of establishments	Number of establishments by employment-size class									
			First quarter	Annual		1 to 4	5 to 9	10 to 19	20 to 49	50 to 99	100 to 249	250 to 499	500 to 999	1,000 or more	
<b>HAMPTON (IC)—Con.</b>															
<b>62 Health care and social assistance—Con.</b>															
623	Nursing & residential care facilities .....	(F)	(D)	(D)	7	—	—	1	2	2	—	—	—	—	
6231	Nursing care facilities .....	454	1 608	7 201	4	—	—	—	—	2	2	—	—	—	
62311	Nursing care facilities .....	454	1 608	7 201	4	—	—	—	—	2	2	—	—	—	
623110	Nursing care facilities .....	454	1 608	7 201	4	—	—	—	—	2	2	—	—	—	
624	Social assistance .....	959	2 771	11 680	44	12	5	15	11	—	—	1	—	—	
6241	Individual & family services .....	582	1 664	7 177	15	6	1	3	4	—	—	1	—	—	
62412	Services for elderly & disabled persons .....	485	1 222	5 142	5	1	—	2	1	—	—	1	—	—	
624120	Services for elderly & disabled persons .....	485	1 222	5 142	5	1	—	2	1	—	—	1	—	—	
6244	Child day care services .....	298	798	3 183	23	5	2	11	5	—	—	—	—	—	
62441	Child day care services .....	298	798	3 183	23	5	2	11	5	—	—	—	—	—	
624410	Child day care services .....	298	798	3 183	23	5	2	11	5	—	—	—	—	—	
<b>71 Arts, entertainment &amp; recreation</b>															
713	Amusement, gambling & recreation industries .....	313	877	4 212	28	13	8	3	3	1	—	—	—	—	
7139	Other amusement & recreation industries .....	(E)	(D)	(D)	27	13	7	3	3	1	—	—	—	—	
71394	Fitness & recreational sports centers .....	209	615	2 936	14	6	3	2	2	1	—	—	—	—	
713940	Fitness & recreational sports centers .....	209	615	2 936	14	6	3	2	2	1	—	—	—	—	
<b>72 Accommodation &amp; food services</b>															
721	Accommodation .....	669	2 068	9 980	24	8	3	2	7	2	2	—	—	—	
7211	Traveler accommodation .....	(F)	(D)	(D)	22	7	2	2	7	2	2	—	—	—	
72111	Hotels (exc casino hotels) & motels .....	646	2 012	9 694	21	7	2	1	7	2	2	—	—	—	
721110	Hotels (exc casino hotels) & motels .....	646	2 012	9 694	21	7	2	1	7	2	2	—	—	—	
722	Food services & drinking places .....	4 438	9 009	38 442	193	43	35	36	52	23	4	—	—	—	
7221	Full-service restaurants .....	1 890	3 982	16 549	91	25	25	15	14	9	3	—	—	—	
72211	Full-service restaurants .....	1 890	3 982	16 549	91	25	25	15	14	9	3	—	—	—	
722110	Full-service restaurants .....	1 890	3 982	16 549	91	25	25	15	14	9	3	—	—	—	
7222	Limited-service eating places .....	(G)	(D)	(D)	95	15	9	20	38	12	1	—	—	—	
72221	Limited-service eating places .....	(G)	(D)	(D)	95	15	9	20	38	12	1	—	—	—	
722211	Limited-service restaurants .....	2 303	4 231	18 086	88	11	8	20	36	12	1	—	—	—	
7223	Special food services .....	(C)	(D)	(D)	4	1	1	—	—	2	—	—	—	—	
72231	Food service contractors .....	(C)	(D)	(D)	4	1	1	—	—	2	—	—	—	—	
<b>81 Other services (except public administration)</b>															
811	Repair & maintenance .....	647	3 634	15 961	96	51	27	11	6	1	—	—	—	—	
8111	Automotive repair & maintenance .....	355	1 776	7 839	60	31	20	5	4	—	—	—	—	—	
81111	Automotive mechanical & electrical R&M .....	232	1 211	5 233	44	23	17	4	—	—	—	—	—	—	
811111	General automotive repair .....	144	755	3 472	32	18	12	2	—	—	—	—	—	—	
8112	Electronic & precision equipment R&M .....	103	799	3 179	12	8	1	2	—	1	—	—	—	—	
81121	Electronic & precision equipment R&M .....	103	799	3 179	12	8	1	2	—	1	—	—	—	—	
8114	Personal & household goods R&M .....	100	463	2 148	16	9	5	1	1	—	—	—	—	—	
812	Personal & laundry services .....	646	1 816	8 385	85	45	18	15	5	2	—	—	—	—	
8121	Personal care services .....	292	745	3 363	50	27	12	9	2	—	—	—	—	—	
81211	Hair, nail & skin care services .....	261	669	3 048	46	26	10	8	2	—	—	—	—	—	
812112	Beauty salons .....	229	517	2 371	41	23	9	7	2	—	—	—	—	—	
8122	Death care services .....	156	495	2 390	6	1	1	1	1	2	—	—	—	—	
81222	Cemeteries & crematories .....	(C)	(D)	(D)	2	—	—	—	—	2	—	—	—	—	
8123	Drycleaning & laundry services .....	152	411	1 895	19	9	5	3	2	—	—	—	—	—	
81232	Drycleaning & laundry services (exc coin-op) .....	122	358	1 626	13	6	2	3	2	—	—	—	—	—	
812320	Drycleaning & laundry services (exc coin-op) .....	122	358	1 626	13	6	2	3	2	—	—	—	—	—	
813	Religious, grantmaking, civic, prof & like organizations .....	1 174	3 682	15 553	129	58	37	23	8	2	1	—	—	—	
8131	Religious organizations .....	975	2 792	11 888	96	39	30	17	7	2	1	—	—	—	
81311	Religious organizations .....	975	2 792	11 888	96	39	30	17	7	2	1	—	—	—	
813110	Religious organizations .....	975	2 792	11 888	96	39	30	17	7	2	1	—	—	—	
<b>95 Auxiliaries (exc corporate, subsidiary &amp; regional mgt)</b>															
<b>99 Unclassified establishments</b>															
<b>HARRISONBURG (IC)</b>															
<b>Total .....</b>		<b>23 859</b>	<b>127 714</b>	<b>540 150</b>	<b>1 483</b>	<b>652</b>	<b>353</b>	<b>231</b>	<b>168</b>	<b>45</b>	<b>24</b>	<b>7</b>	<b>2</b>	<b>1</b>	
11	Forestry, fishing, hunting, and agriculture support .....	(B)	(D)	(D)	2	—	—	—	2	—	—	—	—	—	
21	Mining .....	(B)	(D)	(D)	2	1	—	—	1	—	—	—	—	—	
22	Utilities .....	(A)	(D)	(D)	1	—	1	—	—	—	—	—	—	—	

Note: Employment-size classes are indicated as follows: A—0 to 19; B—20 to 99; C—100 to 249; E—250 to 499; F—500 to 999; G—1,000 to 2,499; H—2,500 to 4,999; I—5,000 to 9,999; J—10,000 to 24,999; K—25,000 to 49,999; L—50,000 to 99,999; M—100,000 or more.

**Table 6. Counties—Employees, Payroll, and Establishments by Industry: 1999—Con.**

[Excludes most government employees, railroad employees, and self-employed persons. Size class 1 to 4 includes establishments with payroll, but no employees, during mid-March pay period. (D) denotes figures withheld to avoid disclosing data for individual companies; the data are included in broader industry totals. Detailed industries with 100 or more employees are shown if industry was not a (D). For explanation of terms, abbreviations, and data reliability/comparability, see introductory text]

NAICS code	Industry	Number of employees for week including March 12	Payroll (\$1,000)		Total number of establishments	Number of establishments by employment-size class									
			First quarter	Annual		1 to 4	5 to 9	10 to 19	20 to 49	50 to 99	100 to 249	250 to 499	500 to 999	1,000 or more	
<b>HARRISONBURG (IC)—Con.</b>															
<b>23</b>	<b>Construction</b>	<b>1 442</b>	<b>8 516</b>	<b>38 055</b>	<b>124</b>	<b>60</b>	<b>26</b>	<b>18</b>	<b>16</b>	<b>3</b>	<b>1</b>	—	—	—	
233	Building, developing & general contracting	595	3 625	16 077	52	29	13	6	1	2	1	—	—	—	
2332	Residential building construction	(C)	(D)	(D)	38	25	11	2	—	—	—	—	—	—	
23321	Single-family housing construction	138	616	3 165	36	24	10	2	—	—	—	—	—	—	
233210	Single-family housing construction	138	616	3 165	36	24	10	2	—	—	—	—	—	—	
2333	Nonresidential building construction	(E)	(D)	(D)	12	2	2	4	1	2	1	—	—	—	
23332	Commercial & institutional bldg construction	434	2 920	12 452	11	2	2	3	1	2	1	—	—	—	
233320	Commercial & institutional bldg construction	434	2 920	12 452	11	2	2	3	1	2	1	—	—	—	
234	Heavy construction	118	970	4 161	5	2	—	—	3	—	—	—	—	—	
235	Special trade contractors	729	3 921	17 817	67	29	13	12	12	1	—	—	—	—	
2351	Plumbing, heating & AC contractor	168	1 236	4 851	14	2	7	2	3	—	—	—	—	—	
23511	Plumbing, heating & AC contractor	168	1 236	4 851	14	2	7	2	3	—	—	—	—	—	
235110	Plumbing, heating & AC contractor	168	1 236	4 851	14	2	7	2	3	—	—	—	—	—	
2353	Electrical contractors	129	602	3 397	11	4	1	3	3	—	—	—	—	—	
23531	Electrical contractors	129	602	3 397	11	4	1	3	3	—	—	—	—	—	
235310	Electrical contractors	129	602	3 397	11	4	1	3	3	—	—	—	—	—	
2359	Other special trade contractors	152	1 072	4 516	10	5	1	2	1	1	—	—	—	—	
<b>31-33</b>	<b>Manufacturing</b>	<b>3 727</b>	<b>26 267</b>	<b>112 491</b>	<b>47</b>	<b>12</b>	<b>7</b>	<b>9</b>	<b>7</b>	<b>3</b>	<b>3</b>	<b>5</b>	<b>1</b>	—	
311	Food mfg	567	2 999	13 251	6	1	—	—	3	1	—	1	—	—	
3111	Animal food mfg	(C)	(D)	(D)	4	1	—	—	2	1	—	—	—	—	
31111	Animal food mfg	(C)	(D)	(D)	4	1	—	—	2	1	—	—	—	—	
3116	Animal slaughtering & processing	(E)	(D)	(D)	1	—	—	—	—	—	—	1	—	—	
31161	Animal slaughtering & processing	(E)	(D)	(D)	1	—	—	—	—	—	—	1	—	—	
322	Paper mfg	(C)	(D)	(D)	2	1	—	—	—	—	1	—	—	—	
3222	Converted paper product mfg	(C)	(D)	(D)	2	1	—	—	—	—	1	—	—	—	
32221	Paperboard container mfg	(C)	(D)	(D)	1	—	—	—	—	—	1	—	—	—	
323	Printing & related support activities	341	2 794	10 487	6	1	1	3	—	—	—	1	—	—	
3231	Printing & related support activities	341	2 794	10 487	6	1	1	3	—	—	—	1	—	—	
32311	Printing	341	2 794	10 487	6	1	1	3	—	—	—	1	—	—	
326	Plastics & rubber products mfg	(E)	(D)	(D)	3	—	1	—	—	1	—	1	—	—	
3261	Plastics product mfg	(E)	(D)	(D)	1	—	—	—	—	—	—	1	—	—	
32616	Plastics bottle mfg	(E)	(D)	(D)	1	—	—	—	—	—	—	1	—	—	
331	Primary metal mfg	(E)	(D)	(D)	1	—	—	—	—	—	—	1	—	—	
3313	Alumina & aluminum production & processing	(E)	(D)	(D)	1	—	—	—	—	—	—	1	—	—	
33131	Alumina & aluminum production & processing	(E)	(D)	(D)	1	—	—	—	—	—	—	1	—	—	
333	Machinery mfg	640	4 256	20 446	4	—	1	—	—	1	1	1	—	—	
3331	Ag, construction & mining machinery mfg	(C)	(D)	(D)	1	—	—	—	—	—	1	—	—	—	
33311	Agricultural implement mfg	(C)	(D)	(D)	1	—	—	—	—	—	1	—	—	—	
3334	HVAC & commercial refrigeration equipment mfg	(E)	(D)	(D)	1	—	—	—	—	—	—	1	—	—	
33341	HVAC & commercial refrigeration equipment mfg	(E)	(D)	(D)	1	—	—	—	—	—	—	1	—	—	
334	Computer & electronic product mfg	(C)	(D)	(D)	2	—	—	—	1	—	1	—	—	—	
3345	Nav, measuring, medical, control instruments mfg	(C)	(D)	(D)	2	—	—	—	1	—	1	—	—	—	
33451	Nav, measuring, medical, control instruments mfg	(C)	(D)	(D)	2	—	—	—	1	—	1	—	—	—	
336	Transportation equipment mfg	(F)	(D)	(D)	2	—	—	1	—	—	—	—	1	—	
3363	Motor vehicle parts mfg	(F)	(D)	(D)	2	—	—	1	—	—	—	—	1	—	
33639	Other motor vehicle parts mfg	(F)	(D)	(D)	1	—	—	—	—	—	—	—	1	—	
<b>42</b>	<b>Wholesale trade</b>	<b>1 212</b>	<b>8 784</b>	<b>31 871</b>	<b>76</b>	<b>28</b>	<b>17</b>	<b>12</b>	<b>15</b>	<b>2</b>	<b>2</b>	—	—	—	
421	Wholesale trade, durable goods	633	5 129	18 621	51	19	12	8	11	1	—	—	—	—	
4211	Motor vehicle, motor vehicle pt & supply whsle	121	919	3 775	7	2	2	1	2	—	—	—	—	—	
42111	Automobile & other motor vehicle whsle	100	833	3 406	4	1	1	—	2	—	—	—	—	—	
421110	Automobile & other motor vehicle whsle	100	833	3 406	4	1	1	—	2	—	—	—	—	—	
4213	Lumber & other construction materials whsle	116	1 043	4 100	4	—	—	1	3	—	—	—	—	—	
4218	Machinery, equipment & supplies whsle	150	989	4 656	16	6	4	3	3	—	—	—	—	—	
422	Wholesale trade, nondurable goods	579	3 655	13 250	25	9	5	4	4	1	2	—	—	—	
4222	Drugs & druggists' sundries whsle	117	695	2 958	3	—	1	—	1	1	—	—	—	—	
42221	Drugs & druggists' sundries whsle	117	695	2 958	3	—	1	—	1	1	—	—	—	—	
422210	Drugs & druggists' sundries whsle	117	695	2 958	3	—	1	—	1	1	—	—	—	—	
4224	Grocery & related product whsle	234	1 388	3 102	8	5	1	1	—	—	1	—	—	—	
42244	Poultry & poultry product whsle	(C)	(D)	(D)	2	1	—	—	—	—	1	—	—	—	
4229	Miscellaneous nondurable goods whsle	(C)	(D)	(D)	3	1	1	—	—	—	1	—	—	—	
42291	Farm supplies whsle	(C)	(D)	(D)	2	1	—	—	—	—	1	—	—	—	

Note: Employment-size classes are indicated as follows: A—0 to 19; B—20 to 99; C—100 to 249; E—250 to 499; F—500 to 999; G—1,000 to 2,499; H—2,500 to 4,999; I—5,000 to 9,999; J—10,000 to 24,999; K—25,000 to 49,999; L—50,000 to 99,999; M—100,000 or more.

**Table 6. Counties—Employees, Payroll, and Establishments by Industry: 1999—Con.**

[Excludes most government employees, railroad employees, and self-employed persons. Size class 1 to 4 includes establishments with payroll, but no employees, during mid-March pay period. (D) denotes figures withheld to avoid disclosing data for individual companies; the data are included in broader industry totals. Detailed industries with 100 or more employees are shown if industry was not a (D). For explanation of terms, abbreviations, and data reliability/comparability, see introductory text]

NAICS code	Industry	Number of employees for week including March 12	Payroll (\$1,000)		Total number of establishments	Number of establishments by employment-size class									
			First quarter	Annual		1 to 4	5 to 9	10 to 19	20 to 49	50 to 99	100 to 249	250 to 499	500 to 999	1,000 or more	
<b>HARRISONBURG (IC)—Con.</b>															
<b>44-45</b>	<b>Retail trade</b>	<b>4 668</b>	<b>19 215</b>	<b>82 725</b>	<b>351</b>	<b>118</b>	<b>117</b>	<b>66</b>	<b>35</b>	<b>6</b>	<b>8</b>	<b>1</b>			
441	Motor vehicle & parts dealers	607	4 105	17 949	50	20	13	8	6	3					
4411	Automobile dealers	361	2 739	11 847	27	17	3		4	3					
44111	New car dealers	302	2 419	10 401	11	4	1		3	3					
441110	New car dealers	302	2 419	10 401	11	4	1		3	3					
4413	Automotive parts, accessories & tire stores	214	1 180	5 263	19	2	9	6	2						
44131	Automotive parts, accessories & tire stores	153	798	3 604	14	2	6	5	1						
441310	Automotive parts, accessories & tire stores	153	798	3 604	14	2	6	5	1						
442	Furniture & home furnishing stores	176	796	3 735	23	10	5	6	2						
4421	Furniture stores	128	560	2 546	13	5	2	4	2						
44211	Furniture stores	128	560	2 546	13	5	2	4	2						
442110	Furniture stores	128	560	2 546	13	5	2	4	2						
443	Electronics & appliance stores	184	1 022	4 105	20	6	7	5	2						
4431	Electronics & appliance stores	184	1 022	4 105	20	6	7	5	2						
44311	Appliance, TV & all other electronics stores	(C)	(D)	(D)	13	3	5	4	1						
444	Bldg material & garden equip & supp dealers	406	2 080	9 423	26	7	7	9	2		1				
4441	Building material & supplies dealers	352	1 859	8 404	19	5	5	6	2		1				
44411	Home centers	(C)	(D)	(D)	1						1				
44419	Other building material dealers	146	989	4 735	15	5	5	4	1						
444190	Other building material dealers	146	989	4 735	15	5	5	4	1						
445	Food & beverage stores	2 562	10 102	34	11	10	4	3	3	3	3				
4451	Grocery stores	796	2 409	9 416	27	9	6	3	3	3	3				
44511	Grocery (except convenience) stores	755	2 316	8 988	18	5	3	1	3	3	3				
445110	Grocery (except convenience) stores	755	2 316	8 988	18	5	3	1	3	3	3				
446	Health & personal care stores	242	901	3 826	23	5	7	10	1						
4461	Health & personal care stores	242	901	3 826	23	5	7	10	1						
44611	Pharmacies & drug stores	140	572	2 464	11	1	4	5	1						
446110	Pharmacies & drug stores	140	572	2 464	11	1	4	5	1						
447	Gasoline stations	255	904	3 690	32	13	10	6	3						
4471	Gasoline stations	255	904	3 690	32	13	10	6	3						
44711	Gasoline stations with convenience stores	198	570	2 352	21	7	7	4	3						
447110	Gasoline stations with convenience stores	198	570	2 352	21	7	7	4	3						
448	Clothing & clothing accessories stores	379	952	4 352	48	15	22	7	4						
4481	Clothing stores	273	593	2 586	27	6	10	7	4						
44814	Family clothing stores	141	290	1 239	8		2	3	3						
448140	Family clothing stores	141	290	1 239	8		2	3	3						
451	Sporting goods, hobby, book & music stores	260	775	3 561	31	10	14	3	4						
4511	Sporting goods, hobby, musical instrument stores	141	444	2 211	18	6	9	1	2						
4512	Book, periodical & music stores	119	331	1 350	13	4	5	2	2						
452	General merchandise stores	913	3 788	15 039	15	1	7		2		4	1			
4521	Department stores	727	2 713	9 980	5				1		3	1			
45211	Department stores	727	2 713	9 980	5				1		3	1			
452110	Department stores	727	2 713	9 980	5				1		3	1			
4529	Other general merchandise stores	186	1 075	5 059	10	1	7		1		1				
45291	Warehouse clubs & superstores	(C)	(D)	(D)	1						1				
453	Miscellaneous store retailers	324	860	5 032	40	16	14	6	4						
4532	Office supplies, stationery & gift stores	194	383	2 607	17	8	3	2	4						
45322	Gift, novelty & souvenir stores	130	163	705	13	7	2	2	2						
453220	Gift, novelty & souvenir stores	130	163	705	13	7	2	2	2						
<b>48-49</b>	<b>Transportation &amp; warehousing</b>	<b>511</b>	<b>4 060</b>	<b>16 250</b>	<b>33</b>	<b>12</b>	<b>6</b>	<b>3</b>	<b>11</b>	<b>1</b>					
484	Truck transportation	385	3 493	13 870	26	10	5	2	8	1					
4841	General freight trucking	232	1 719	7 918	13	4	2	2	4	1					
48412	General freight trucking, long-distance	(C)	(D)	(D)	12	3	2	2	4	1					
484122	General freight trucking, long-distance, LTL	125	833	4 193	3			1	1	1					
4842	Specialized freight trucking	153	1 774	5 952	13	6	3		4						
48423	Specialized freight (exc used) trucking, LDist	105	973	4 179	7	3	1		3						
484230	Specialized freight (exc used) trucking, LDist	105	973	4 179	7	3	1		3						
<b>51</b>	<b>Information</b>	<b>532</b>	<b>3 191</b>	<b>13 685</b>	<b>24</b>	<b>7</b>	<b>5</b>	<b>3</b>	<b>6</b>	<b>2</b>	<b>1</b>				
511	Publishing industries	(C)	(D)	(D)	5	1	1		1	1	1				
5111	Newspaper, periodical, book, database publishers	(C)	(D)	(D)	5	1	1		1	1	1				
51111	Newspaper publishers	(C)	(D)	(D)	3				1		1				
513	Broadcasting & telecommunications	241	1 737	7 864	13	4	3	1	4	1					
<b>52</b>	<b>Finance &amp; insurance</b>	<b>693</b>	<b>5 293</b>	<b>21 528</b>	<b>93</b>	<b>51</b>	<b>20</b>	<b>16</b>	<b>4</b>	<b>2</b>					
522	Credit intermediation & related activities	383	2 686	10 168	45	16	13	13	3						
5221	Depository credit intermediation	333	2 198	8 056	34	8	12	11	3						
52211	Commercial banking	288	1 955	7 057	29	6	12	8	3						
522110	Commercial banking	288	1 955	7 057	29	6	12	8	3						
524	Insurance carriers & related activities	262	1 949	8 868	36	26	5	2	1	2					
5242	Agencies & other insurance related activities	(C)	(D)	(D)	29	20	5	2	1	1					
52421	Insurance agencies & brokerages	169	1 195	5 517	28	20	5	1	1	1					
524210	Insurance agencies & brokerages	169	1 195	5 517	28	20	5	1	1	1					

Note: Employment-size classes are indicated as follows: A—0 to 19; B—20 to 99; C—100 to 249; E—250 to 499; F—500 to 999; G—1,000 to 2,499; H—2,500 to 4,999; I—5,000 to 9,999; J—10,000 to 24,999; K—25,000 to 49,999; L—50,000 to 99,999; M—100,000 or more.

**Table 6. Counties—Employees, Payroll, and Establishments by Industry: 1999—Con.**

[Excludes most government employees, railroad employees, and self-employed persons. Size class 1 to 4 includes establishments with payroll, but no employees, during mid-March pay period. (D) denotes figures withheld to avoid disclosing data for individual companies; the data are included in broader industry totals. Detailed industries with 100 or more employees are shown if industry was not a (D). For explanation of terms, abbreviations, and data reliability/comparability, see introductory text]

NAICS code	Industry	Number of employees for week including March 12	Payroll (\$1,000)		Total number of establishments	Number of establishments by employment-size class									
			First quarter	Annual		1 to 4	5 to 9	10 to 19	20 to 49	50 to 99	100 to 249	250 to 499	500 to 999	1,000 or more	
<b>HARRISONBURG (IC)—Con.</b>															
<b>53</b>	<b>Real estate &amp; rental &amp; leasing</b> .....	<b>223</b>	<b>1 046</b>	<b>4 433</b>	<b>50</b>	<b>30</b>	<b>13</b>	<b>7</b>	—	—	—	—	—	—	
531	Real estate .....	101	528	2 539	35	27	7	1	—	—	—	—	—	—	
532	Rental & leasing services .....	(C)	(D)	(D)	14	2	6	6	—	—	—	—	—	—	
<b>54</b>	<b>Professional, scientific &amp; technical services</b> .....	<b>1 022</b>	<b>7 516</b>	<b>31 282</b>	<b>124</b>	<b>72</b>	<b>26</b>	<b>17</b>	<b>7</b>	—	<b>2</b>	—	—	—	
541	Professional, scientific & technical services .....	1 022	7 516	31 282	124	72	26	17	7	—	2	—	—	—	
5411	Legal services .....	215	1 134	5 627	43	30	6	6	1	—	—	—	—	—	
54111	Offices of lawyers .....	(C)	(D)	(D)	42	29	6	6	1	—	—	—	—	—	
5412	Accounting, tax prep, bookkeep, payroll services .....	172	1 119	4 114	22	10	7	2	3	—	—	—	—	—	
54121	Accounting, tax prep, bookkeep, payroll services .....	172	1 119	4 114	22	10	7	2	3	—	—	—	—	—	
541211	Offices of certified public accountants .....	136	989	3 574	15	6	5	1	3	—	—	—	—	—	
5413	Architectural, engineering & related services ...	110	836	3 988	15	7	4	3	1	—	—	—	—	—	
5415	Computer systems design & related services ...	340	3 303	12 525	11	7	1	1	—	—	2	—	—	—	
54151	Computer systems design & related services .	340	3 303	12 525	11	7	1	1	—	—	2	—	—	—	
<b>55</b>	<b>Management of companies &amp; enterprises</b> .	<b>218</b>	<b>3 487</b>	<b>10 619</b>	<b>9</b>	<b>2</b>	<b>4</b>	<b>1</b>	<b>1</b>	—	<b>1</b>	—	—	—	
551	Management of companies & enterprises .....	218	3 487	10 619	9	2	4	1	1	—	1	—	—	—	
5511	Management of companies & enterprises .....	218	3 487	10 619	9	2	4	1	1	—	1	—	—	—	
55111	Management of companies & enterprises .....	218	3 487	10 619	9	2	4	1	1	—	1	—	—	—	
<b>56</b>	<b>Admin, support, waste mgt, remediation services</b> .....	<b>915</b>	<b>2 970</b>	<b>13 382</b>	<b>66</b>	<b>38</b>	<b>10</b>	<b>9</b>	<b>4</b>	<b>2</b>	<b>3</b>	—	—	—	
561	Administrative & support services .....	(F)	(D)	(D)	64	37	9	9	4	2	3	—	—	—	
5613	Employment services .....	360	1 246	5 662	10	2	1	1	3	2	1	—	—	—	
56132	Temporary help services .....	(E)	(D)	(D)	8	1	—	1	3	2	1	—	—	—	
5616	Investigation & security services .....	(E)	(D)	(D)	4	1	1	—	—	—	2	—	—	—	
56161	Investigation, guard & armored car services ..	(E)	(D)	(D)	3	—	1	—	—	—	2	—	—	—	
<b>61</b>	<b>Educational services</b> .....	<b>859</b>	<b>2 955</b>	<b>12 352</b>	<b>7</b>	<b>1</b>	—	<b>3</b>	<b>1</b>	<b>1</b>	—	—	<b>1</b>	—	
611	Educational services .....	859	2 955	12 352	7	1	—	3	1	1	—	—	1	—	
6113	Colleges, universities & professional schools ...	(F)	(D)	(D)	2	—	—	1	—	—	—	—	1	—	
61131	Colleges, universities & professional schools .	(F)	(D)	(D)	2	—	—	1	—	—	—	—	1	—	
<b>62</b>	<b>Health care and social assistance</b> .....	<b>3 830</b>	<b>23 815</b>	<b>104 275</b>	<b>138</b>	<b>54</b>	<b>43</b>	<b>14</b>	<b>17</b>	<b>5</b>	<b>3</b>	<b>1</b>	—	<b>1</b>	
621	Ambulatory health care services .....	1 082	8 897	38 826	104	40	37	12	11	4	—	—	—	—	
6211	Offices of physicians .....	516	5 979	26 048	46	16	17	6	5	2	—	—	—	—	
62111	Offices of physicians .....	516	5 979	26 048	46	16	17	6	5	2	—	—	—	—	
6212	Offices of dentists .....	196	1 027	5 039	29	10	15	3	1	—	—	—	—	—	
62121	Offices of dentists .....	196	1 027	5 039	29	10	15	3	1	—	—	—	—	—	
621210	Offices of dentists .....	196	1 027	5 039	29	10	15	3	1	—	—	—	—	—	
6216	Home health care services .....	132	377	1 542	3	—	—	1	—	2	—	—	—	—	
62161	Home health care services .....	132	377	1 542	3	—	—	1	—	2	—	—	—	—	
621610	Home health care services .....	132	377	1 542	3	—	—	1	—	2	—	—	—	—	
622	Hospitals .....	(G)	(D)	(D)	1	—	—	—	—	—	—	—	—	1	
6221	General medical & surgical hospitals .....	(G)	(D)	(D)	1	—	—	—	—	—	—	—	—	1	
62211	General medical & surgical hospitals .....	(G)	(D)	(D)	1	—	—	—	—	—	—	—	—	1	
623	Nursing & residential care facilities .....	888	3 058	13 679	7	—	—	—	2	1	3	1	—	—	
6231	Nursing care facilities .....	(E)	(D)	(D)	2	—	—	—	—	—	2	—	—	—	
62311	Nursing care facilities .....	(E)	(D)	(D)	2	—	—	—	—	—	2	—	—	—	
6233	Community care facilities for the elderly .....	564	1 801	8 183	4	—	—	—	1	1	1	1	—	—	
62331	Community care facilities for the elderly .....	564	1 801	8 183	4	—	—	—	1	1	1	1	—	—	
624	Social assistance .....	(E)	(D)	(D)	26	14	6	2	4	—	—	—	—	—	
<b>71</b>	<b>Arts, entertainment &amp; recreation</b> .....	<b>258</b>	<b>478</b>	<b>2 223</b>	<b>14</b>	<b>5</b>	<b>2</b>	<b>3</b>	<b>2</b>	<b>2</b>	—	—	—	—	
713	Amusement, gambling & recreation industries ....	234	414	1 930	11	3	2	3	1	2	—	—	—	—	
7139	Other amusement & recreation industries .....	(C)	(D)	(D)	9	2	2	2	1	2	—	—	—	—	
71394	Fitness & recreational sports centers .....	(C)	(D)	(D)	6	1	1	2	1	1	—	—	—	—	
<b>72</b>	<b>Accommodation &amp; food services</b> .....	<b>2 619</b>	<b>5 564</b>	<b>24 856</b>	<b>122</b>	<b>31</b>	<b>18</b>	<b>23</b>	<b>35</b>	<b>15</b>	—	—	—	—	
721	Accommodation .....	348	876	4 108	13	3	1	2	5	2	—	—	—	—	
7211	Traveler accommodation .....	(E)	(D)	(D)	11	2	1	1	5	2	—	—	—	—	
72111	Hotels (exc casino hotels) & motels .....	(E)	(D)	(D)	11	2	1	1	5	2	—	—	—	—	
722	Food services & drinking places .....	2 271	4 688	20 748	109	28	17	21	30	13	—	—	—	—	
7221	Full-service restaurants .....	1 387	2 924	12 959	57	15	9	12	9	12	—	—	—	—	
72211	Full-service restaurants .....	1 387	2 924	12 959	57	15	9	12	9	12	—	—	—	—	
722110	Full-service restaurants .....	1 387	2 924	12 959	57	15	9	12	9	12	—	—	—	—	
7222	Limited-service eating places .....	798	1 541	6 843	43	9	4	9	21	—	—	—	—	—	
72221	Limited-service eating places .....	798	1 541	6 843	43	9	4	9	21	—	—	—	—	—	

Note: Employment-size classes are indicated as follows: A—0 to 19; B—20 to 99; C—100 to 249; E—250 to 499; F—500 to 999; G—1,000 to 2,499; H—2,500 to 4,999; I—5,000 to 9,999; J—10,000 to 24,999; K—25,000 to 49,999; L—50,000 to 99,999; M—100,000 or more.

**Table 6. Counties—Employees, Payroll, and Establishments by Industry: 1999—Con.**

[Excludes most government employees, railroad employees, and self-employed persons. Size class 1 to 4 includes establishments with payroll, but no employees, during mid-March pay period. (D) denotes figures withheld to avoid disclosing data for individual companies; the data are included in broader industry totals. Detailed industries with 100 or more employees are shown if industry was not a (D). For explanation of terms, abbreviations, and data reliability/comparability, see introductory text]

NAICS code	Industry	Number of employees for week including March 12	Payroll (\$1,000)		Total number of establishments	Number of establishments by employment-size class								
			First quarter	Annual		1 to 4	5 to 9	10 to 19	20 to 49	50 to 99	100 to 249	250 to 499	500 to 999	1,000 or more
<b>HARRISONBURG (IC)—Con.</b>														
<b>81</b>	<b>Other services (except public administration) .....</b>	<b>974</b>	<b>3 721</b>	<b>16 064</b>	<b>185</b>	<b>118</b>	<b>38</b>	<b>24</b>	<b>4</b>	<b>1</b>	—	—	—	—
811	Repair & maintenance .....	237	1 260	5 801	64	47	11	6	—	—	—	—	—	—
8111	Automotive repair & maintenance .....	196	1 030	4 943	47	35	6	6	—	—	—	—	—	—
812	Personal & laundry services .....	229	690	2 920	44	27	10	6	1	—	—	—	—	—
8121	Personal care services .....	113	310	1 270	23	16	4	2	1	—	—	—	—	—
81211	Hair, nail & skin care services .....	102	286	1 199	18	11	4	2	1	—	—	—	—	—
812112	Beauty salons .....	102	286	1 199	18	11	4	2	1	—	—	—	—	—
813	Religious, grantmaking, civic, prof & like organizations .....	508	1 771	7 343	77	44	17	12	3	1	—	—	—	—
8131	Religious organizations .....	424	1 339	5 603	58	31	14	9	3	1	—	—	—	—
81311	Religious organizations .....	424	1 339	5 603	58	31	14	9	3	1	—	—	—	—
813110	Religious organizations .....	424	1 339	5 603	58	31	14	9	3	1	—	—	—	—
<b>95</b>	<b>Auxiliaries (exc corporate, subsidiary &amp; regional mgt) .....</b>	<b>49</b>	<b>226</b>	<b>947</b>	<b>4</b>	<b>1</b>	—	<b>3</b>	—	—	—	—	—	—
<b>99</b>	<b>Unclassified establishments .....</b>	<b>1</b>	<b>5</b>	<b>117</b>	<b>11</b>	<b>11</b>	—	—	—	—	—	—	—	—
<b>HOPEWELL (IC)</b>														
	<b>Total .....</b>	<b>8 104</b>	<b>62 753</b>	<b>268 159</b>	<b>477</b>	<b>238</b>	<b>112</b>	<b>65</b>	<b>45</b>	<b>5</b>	<b>6</b>	<b>3</b>	<b>3</b>	—
<b>22</b>	<b>Utilities .....</b>	<b>83</b>	<b>1 200</b>	<b>4 638</b>	<b>3</b>	—	—	—	<b>3</b>	—	—	—	—	—
<b>23</b>	<b>Construction .....</b>	<b>786</b>	<b>4 623</b>	<b>22 871</b>	<b>59</b>	<b>29</b>	<b>13</b>	<b>11</b>	<b>4</b>	—	<b>1</b>	<b>1</b>	—	—
233	Building, developing & general contracting .....	(C)	(D)	(D)	14	8	3	2	1	—	—	—	—	—
235	Special trade contractors .....	653	3 921	19 228	43	20	10	9	2	—	1	1	—	—
2353	Electrical contractors .....	(C)	(D)	(D)	5	2	1	1	—	—	1	—	—	—
23531	Electrical contractors .....	(C)	(D)	(D)	5	2	1	1	—	—	1	—	—	—
2354	Masonry, drywall, insulation, tile contractors .....	(E)	(D)	(D)	5	2	—	2	—	—	—	1	—	—
23542	Drywall, acoustical & insulation contractors .....	(E)	(D)	(D)	2	—	—	1	—	—	—	1	—	—
<b>31-33</b>	<b>Manufacturing .....</b>	<b>2 757</b>	<b>34 612</b>	<b>145 494</b>	<b>22</b>	<b>6</b>	<b>5</b>	<b>4</b>	<b>1</b>	—	<b>2</b>	<b>2</b>	<b>2</b>	—
322	Paper mfg .....	(E)	(D)	(D)	2	—	—	1	—	—	—	1	—	—
3221	Pulp, paper & paperboard mills .....	(E)	(D)	(D)	1	—	—	—	—	—	—	1	—	—
32213	Paperboard mills .....	(E)	(D)	(D)	1	—	—	—	—	—	—	1	—	—
325	Chemical mfg .....	1 747	22 635	98 751	7	—	2	—	1	—	2	1	1	—
3251	Basic chemical mfg .....	(G)	(D)	(D)	6	—	2	—	1	—	1	1	1	—
32519	Other basic organic chemical mfg .....	(G)	(D)	(D)	3	—	—	—	—	—	1	1	1	—
3252	Resin, syn rubber, artf & syn fibers, fil mfg .....	(C)	(D)	(D)	1	—	—	—	—	—	1	—	—	—
32522	Artificial & synthetic fibers, filaments mfg .....	(C)	(D)	(D)	1	—	—	—	—	—	1	—	—	—
326	Plastics & rubber products mfg .....	(F)	(D)	(D)	1	—	—	—	—	—	—	—	1	—
3261	Plastics product mfg .....	(F)	(D)	(D)	1	—	—	—	—	—	—	—	1	—
32611	Unsupported plastics film, sheet, & bag mfg .....	(F)	(D)	(D)	1	—	—	—	—	—	—	—	1	—
<b>42</b>	<b>Wholesale trade .....</b>	<b>139</b>	<b>1 111</b>	<b>4 580</b>	<b>18</b>	<b>8</b>	<b>3</b>	<b>7</b>	—	—	—	—	—	—
<b>44-45</b>	<b>Retail trade .....</b>	<b>776</b>	<b>2 540</b>	<b>10 253</b>	<b>76</b>	<b>27</b>	<b>25</b>	<b>12</b>	<b>11</b>	<b>1</b>	—	—	—	—
441	Motor vehicle & parts dealers .....	107	489	2 100	10	4	3	1	2	—	—	—	—	—
445	Food & beverage stores .....	265	700	2 607	19	6	4	4	4	1	—	—	—	—
4451	Grocery stores .....	(C)	(D)	(D)	16	5	3	3	4	1	—	—	—	—
44511	Grocery (except convenience) stores .....	206	492	1 762	10	3	1	1	4	1	—	—	—	—
445110	Grocery (except convenience) stores .....	206	492	1 762	10	3	1	1	4	1	—	—	—	—
<b>48-49</b>	<b>Transportation &amp; warehousing .....</b>	<b>98</b>	<b>653</b>	<b>3 341</b>	<b>11</b>	<b>5</b>	<b>3</b>	<b>2</b>	<b>1</b>	—	—	—	—	—
<b>51</b>	<b>Information .....</b>	<b>(B)</b>	<b>(D)</b>	<b>(D)</b>	<b>3</b>	<b>2</b>	—	—	<b>1</b>	—	—	—	—	—
<b>52</b>	<b>Finance &amp; insurance .....</b>	<b>151</b>	<b>1 383</b>	<b>4 301</b>	<b>25</b>	<b>14</b>	<b>7</b>	<b>3</b>	<b>1</b>	—	—	—	—	—
522	Credit intermediation & related activities .....	(C)	(D)	(D)	12	3	6	2	1	—	—	—	—	—
5221	Depository credit intermediation .....	(C)	(D)	(D)	10	1	6	2	1	—	—	—	—	—
<b>53</b>	<b>Real estate &amp; rental &amp; leasing .....</b>	<b>126</b>	<b>542</b>	<b>2 387</b>	<b>25</b>	<b>16</b>	<b>5</b>	<b>4</b>	—	—	—	—	—	—
<b>54</b>	<b>Professional, scientific &amp; technical services .....</b>	<b>174</b>	<b>1 417</b>	<b>7 285</b>	<b>30</b>	<b>21</b>	<b>4</b>	<b>4</b>	—	<b>1</b>	—	—	—	—
541	Professional, scientific & technical services .....	174	1 417	7 285	30	21	4	4	—	1	—	—	—	—
<b>56</b>	<b>Admin, support, waste mgt, remediation services .....</b>	<b>340</b>	<b>1 960</b>	<b>8 375</b>	<b>14</b>	<b>7</b>	<b>3</b>	<b>1</b>	<b>1</b>	<b>1</b>	<b>1</b>	—	—	—
561	Administrative & support services .....	(C)	(D)	(D)	12	7	3	1	—	1	—	—	—	—
562	Waste management & remediation services .....	(C)	(D)	(D)	2	—	—	—	1	—	1	—	—	—
5629	Remediation & oth waste management services .....	(C)	(D)	(D)	2	—	—	—	1	—	1	—	—	—
56291	Remediation services .....	(C)	(D)	(D)	2	—	—	—	1	—	1	—	—	—
<b>61</b>	<b>Educational services .....</b>	<b>(B)</b>	<b>(D)</b>	<b>(D)</b>	<b>4</b>	<b>1</b>	<b>2</b>	—	<b>1</b>	—	—	—	—	—

Note: Employment-size classes are indicated as follows: A—0 to 19; B—20 to 99; C—100 to 249; E—250 to 499; F—500 to 999; G—1,000 to 2,499; H—2,500 to 4,999; I—5,000 to 9,999; J—10,000 to 24,999; K—25,000 to 49,999; L—50,000 to 99,999; M—100,000 or more.

**Table 6. Counties—Employees, Payroll, and Establishments by Industry: 1999—Con.**

[Excludes most government employees, railroad employees, and self-employed persons. Size class 1 to 4 includes establishments with payroll, but no employees, during mid-March pay period. (D) denotes figures withheld to avoid disclosing data for individual companies; the data are included in broader industry totals. Detailed industries with 100 or more employees are shown if industry was not a (D). For explanation of terms, abbreviations, and data reliability/comparability, see introductory text]

NAICS code	Industry	Number of employees for week including March 12	Payroll (\$1,000)		Total number of establishments	Number of establishments by employment-size class								
			First quarter	Annual		1 to 4	5 to 9	10 to 19	20 to 49	50 to 99	100 to 249	250 to 499	500 to 999	1,000 or more
<b>HOPEWELL (IC)—Con.</b>														
<b>62</b>	<b>Health care and social assistance</b> .....	<b>1 465</b>	<b>9 112</b>	<b>39 023</b>	<b>53</b>	<b>23</b>	<b>17</b>	<b>3</b>	<b>7</b>	<b>1</b>	<b>1</b>	—	<b>1</b>	—
621	Ambulatory health care services .....	(E)	(D)	(D)	37	16	13	3	5	—	—	—	—	—
6211	Offices of physicians .....	191	2 157	10 312	18	7	5	3	3	—	—	—	—	—
62111	Offices of physicians .....	191	2 157	10 312	18	7	5	3	3	—	—	—	—	—
622	Hospitals .....	(F)	(D)	(D)	2	1	—	—	—	—	—	—	—	1
6221	General medical & surgical hospitals .....	(F)	(D)	(D)	1	—	—	—	—	—	—	—	—	1
62211	General medical & surgical hospitals .....	(F)	(D)	(D)	1	—	—	—	—	—	—	—	—	1
623	Nursing & residential care facilities .....	(C)	(D)	(D)	3	1	—	—	—	1	1	—	—	—
6231	Nursing care facilities .....	(C)	(D)	(D)	2	—	—	—	—	1	1	—	—	—
62311	Nursing care facilities .....	(C)	(D)	(D)	2	—	—	—	—	1	1	—	—	—
<b>71</b>	<b>Arts, entertainment &amp; recreation</b> .....	<b>(B)</b>	<b>(D)</b>	<b>(D)</b>	<b>7</b>	<b>5</b>	<b>1</b>	<b>1</b>	—	—	—	—	—	—
<b>72</b>	<b>Accommodation &amp; food services</b> .....	<b>616</b>	<b>1 397</b>	<b>5 905</b>	<b>46</b>	<b>14</b>	<b>11</b>	<b>7</b>	<b>14</b>	—	—	—	—	—
722	Food services & drinking places .....	532	1 192	5 035	39	12	9	7	11	—	—	—	—	—
7221	Full-service restaurants .....	(C)	(D)	(D)	19	7	4	4	4	—	—	—	—	—
72211	Full-service restaurants .....	(C)	(D)	(D)	19	7	4	4	4	—	—	—	—	—
7222	Limited-service eating places .....	312	691	2 889	17	4	3	3	7	—	—	—	—	—
72221	Limited-service eating places .....	312	691	2 889	17	4	3	3	7	—	—	—	—	—
<b>81</b>	<b>Other services (except public administration)</b> .....	<b>456</b>	<b>1 658</b>	<b>7 440</b>	<b>74</b>	<b>53</b>	<b>13</b>	<b>6</b>	—	<b>1</b>	<b>1</b>	—	—	—
812	Personal & laundry services .....	201	885	4 160	21	14	3	3	—	—	1	—	—	—
8123	Drycleaning & laundry services .....	(C)	(D)	(D)	6	3	1	1	—	—	1	—	—	—
81233	Linens & uniform supply .....	(C)	(D)	(D)	1	—	—	—	—	—	1	—	—	—
813	Religious, grantmaking, civic, prof & like organizations .....	199	572	2 372	37	27	7	2	—	1	—	—	—	—
8131	Religious organizations .....	145	361	1 483	24	18	4	1	—	1	—	—	—	—
81311	Religious organizations .....	145	361	1 483	24	18	4	1	—	1	—	—	—	—
813110	Religious organizations .....	145	361	1 483	24	18	4	1	—	1	—	—	—	—
<b>99</b>	<b>Unclassified establishments</b> .....	<b>(A)</b>	<b>(D)</b>	<b>(D)</b>	<b>7</b>	<b>7</b>	—	—	—	—	—	—	—	—
<b>LEXINGTON (IC)</b>														
	<b>Total</b> .....	<b>5 674</b>	<b>21 438</b>	<b>94 851</b>	<b>446</b>	<b>268</b>	<b>97</b>	<b>44</b>	<b>28</b>	<b>4</b>	<b>2</b>	<b>2</b>	—	<b>1</b>
<b>11</b>	<b>Forestry, fishing, hunting, and agriculture support</b> .....	<b>(A)</b>	<b>(D)</b>	<b>(D)</b>	<b>5</b>	<b>4</b>	<b>1</b>	—	—	—	—	—	—	—
<b>21</b>	<b>Mining</b> .....	<b>(B)</b>	<b>(D)</b>	<b>(D)</b>	<b>1</b>	—	—	—	<b>1</b>	—	—	—	—	—
<b>22</b>	<b>Utilities</b> .....	<b>(A)</b>	<b>(D)</b>	<b>(D)</b>	<b>1</b>	—	—	<b>1</b>	—	—	—	—	—	—
<b>23</b>	<b>Construction</b> .....	<b>215</b>	<b>953</b>	<b>4 435</b>	<b>51</b>	<b>34</b>	<b>12</b>	<b>4</b>	<b>1</b>	—	—	—	—	—
235	Special trade contractors .....	118	461	2 212	33	25	7	—	1	—	—	—	—	—
<b>31-33</b>	<b>Manufacturing</b> .....	<b>27</b>	<b>66</b>	<b>360</b>	<b>8</b>	<b>6</b>	<b>1</b>	<b>1</b>	—	—	—	—	—	—
<b>42</b>	<b>Wholesale trade</b> .....	<b>29</b>	<b>328</b>	<b>1 781</b>	<b>5</b>	<b>3</b>	<b>1</b>	<b>1</b>	—	—	—	—	—	—
<b>44-45</b>	<b>Retail trade</b> .....	<b>1 019</b>	<b>3 788</b>	<b>15 151</b>	<b>81</b>	<b>36</b>	<b>30</b>	<b>7</b>	<b>3</b>	<b>3</b>	<b>1</b>	<b>1</b>	—	—
445	Food & beverage stores .....	190	658	2 053	6	2	1	—	1	2	—	—	—	—
4451	Grocery stores .....	(C)	(D)	(D)	4	—	1	—	1	2	—	—	—	—
44511	Grocery (except convenience) stores .....	(C)	(D)	(D)	3	—	—	—	1	2	—	—	—	—
452	General merchandise stores .....	(E)	(D)	(D)	6	1	3	—	—	—	1	1	—	—
4521	Department stores .....	(E)	(D)	(D)	2	—	—	—	—	—	1	1	—	—
45211	Department stores .....	(E)	(D)	(D)	2	—	—	—	—	—	1	1	—	—
<b>48-49</b>	<b>Transportation &amp; warehousing</b> .....	<b>(B)</b>	<b>(D)</b>	<b>(D)</b>	<b>3</b>	<b>1</b>	—	<b>2</b>	—	—	—	—	—	—
<b>51</b>	<b>Information</b> .....	<b>96</b>	<b>586</b>	<b>2 581</b>	<b>9</b>	<b>3</b>	<b>4</b>	—	<b>2</b>	—	—	—	—	—
<b>52</b>	<b>Finance &amp; insurance</b> .....	<b>80</b>	<b>575</b>	<b>2 206</b>	<b>21</b>	<b>15</b>	<b>5</b>	<b>1</b>	—	—	—	—	—	—
<b>53</b>	<b>Real estate &amp; rental &amp; leasing</b> .....	<b>59</b>	<b>200</b>	<b>899</b>	<b>23</b>	<b>19</b>	<b>4</b>	—	—	—	—	—	—	—
<b>54</b>	<b>Professional, scientific &amp; technical services</b> .....	<b>157</b>	<b>674</b>	<b>3 632</b>	<b>44</b>	<b>33</b>	<b>8</b>	<b>2</b>	<b>1</b>	—	—	—	—	—
541	Professional, scientific & technical services .....	157	674	3 632	44	33	8	2	1	—	—	—	—	—
<b>56</b>	<b>Admin, support, waste mgt, remediation services</b> .....	<b>54</b>	<b>128</b>	<b>547</b>	<b>15</b>	<b>10</b>	<b>4</b>	<b>1</b>	—	—	—	—	—	—
<b>61</b>	<b>Educational services</b> .....	<b>(G)</b>	<b>(D)</b>	<b>(D)</b>	<b>5</b>	<b>3</b>	<b>1</b>	—	—	—	—	—	—	<b>1</b>
611	Educational services .....	(G)	(D)	(D)	5	3	1	—	—	—	—	—	—	1
6113	Colleges, universities & professional schools ...	(G)	(D)	(D)	1	—	—	—	—	—	—	—	—	1
61131	Colleges, universities & professional schools ...	(G)	(D)	(D)	1	—	—	—	—	—	—	—	—	1
<b>62</b>	<b>Health care and social assistance</b> .....	<b>685</b>	<b>3 208</b>	<b>14 699</b>	<b>49</b>	<b>33</b>	<b>7</b>	<b>6</b>	<b>1</b>	<b>1</b>	—	<b>1</b>	—	—
621	Ambulatory health care services .....	134	997	4 613	33	25	5	3	—	—	—	—	—	—
622	Hospitals .....	(E)	(D)	(D)	1	—	—	—	—	—	—	1	—	—
6221	General medical & surgical hospitals .....	(E)	(D)	(D)	1	—	—	—	—	—	—	1	—	—
62211	General medical & surgical hospitals .....	(E)	(D)	(D)	1	—	—	—	—	—	—	1	—	—
<b>71</b>	<b>Arts, entertainment &amp; recreation</b> .....	<b>67</b>	<b>158</b>	<b>773</b>	<b>9</b>	<b>5</b>	<b>1</b>	<b>2</b>	<b>1</b>	—	—	—	—	—

Note: Employment-size classes are indicated as follows: A—0 to 19; B—20 to 99; C—100 to 249; E—250 to 499; F—500 to 999; G—1,000 to 2,499; H—2,500 to 4,999; I—5,000 to 9,999; J—10,000 to 24,999; K—25,000 to 49,999; L—50,000 to 99,999; M—100,000 or more.

**Table 6. Counties—Employees, Payroll, and Establishments by Industry: 1999—Con.**

[Excludes most government employees, railroad employees, and self-employed persons. Size class 1 to 4 includes establishments with payroll, but no employees, during mid-March pay period. (D) denotes figures withheld to avoid disclosing data for individual companies; the data are included in broader industry totals. Detailed industries with 100 or more employees are shown if industry was not a (D). For explanation of terms, abbreviations, and data reliability/comparability, see introductory text]

NAICS code	Industry	Number of employees for week including March 12	Payroll (\$1,000)		Total number of establishments	Number of establishments by employment-size class									
			First quarter	Annual		1 to 4	5 to 9	10 to 19	20 to 49	50 to 99	100 to 249	250 to 499	500 to 999	1,000 or more	
<b>LEXINGTON (IC)—Con.</b>															
<b>72</b>	<b>Accommodation &amp; food services</b>	<b>872</b>	<b>1 874</b>	<b>8 919</b>	<b>66</b>	<b>29</b>	<b>9</b>	<b>12</b>	<b>15</b>	—	<b>1</b>	—	—	—	
721	Accommodation	151	409	2 068	26	19	1	4	2	—	—	—	—	—	
7211	Traveler accommodation	(C)	(D)	(D)	12	5	1	4	2	—	—	—	—	—	
72111	Hotels (exc casino hotels) & motels	110	247	1 381	11	5	1	3	2	—	—	—	—	—	
721110	Hotels (exc casino hotels) & motels	110	247	1 381	11	5	1	3	2	—	—	—	—	—	
722	Food services & drinking places	721	1 465	6 851	40	10	8	8	13	—	<b>1</b>	—	—	—	
7221	Full-service restaurants	311	718	3 631	21	7	4	2	8	—	—	—	—	—	
72211	Full-service restaurants	311	718	3 631	21	7	4	2	8	—	—	—	—	—	
722110	Full-service restaurants	311	718	3 631	21	7	4	2	8	—	—	—	—	—	
7222	Limited-service eating places	(C)	(D)	(D)	14	2	2	5	5	—	—	—	—	—	
72221	Limited-service eating places	(C)	(D)	(D)	14	2	2	5	5	—	—	—	—	—	
722211	Limited-service restaurants	232	440	1 999	12	1	1	5	5	—	—	—	—	—	
7223	Special food services	(C)	(D)	(D)	4	—	2	1	—	—	<b>1</b>	—	—	—	
72231	Food service contractors	(C)	(D)	(D)	2	—	—	1	—	—	<b>1</b>	—	—	—	
<b>81</b>	<b>Other services (except public administration)</b>	<b>234</b>	<b>1 110</b>	<b>4 729</b>	<b>44</b>	<b>28</b>	<b>9</b>	<b>4</b>	<b>3</b>	—	—	—	—	—	
813	Religious, grantmaking, civic, prof & like organizations	160	873	3 568	22	12	4	4	2	—	—	—	—	—	
<b>99</b>	<b>Unclassified establishments</b>	<b>4</b>	<b>4</b>	<b>56</b>	<b>6</b>	<b>6</b>	—	—	—	—	—	—	—	—	
<b>LYNCHBURG (IC)</b>															
	<b>Total</b>	<b>54 272</b>	<b>357 796</b>	<b>1 587 611</b>	<b>2 510</b>	<b>1 198</b>	<b>534</b>	<b>360</b>	<b>244</b>	<b>86</b>	<b>60</b>	<b>14</b>	<b>7</b>	<b>7</b>	
<b>11</b>	<b>Forestry, fishing, hunting, and agriculture support</b>	<b>(A)</b>	<b>(D)</b>	<b>(D)</b>	<b>2</b>	<b>2</b>	—	—	—	—	—	—	—	—	
<b>21</b>	<b>Mining</b>	<b>(B)</b>	<b>(D)</b>	<b>(D)</b>	<b>2</b>	<b>1</b>	—	—	<b>1</b>	—	—	—	—	—	
<b>22</b>	<b>Utilities</b>	<b>(C)</b>	<b>(D)</b>	<b>(D)</b>	<b>5</b>	<b>3</b>	—	—	<b>1</b>	<b>1</b>	—	—	—	—	
221	Utilities	(C)	(D)	(D)	5	3	—	—	1	1	—	—	—	—	
<b>23</b>	<b>Construction</b>	<b>2 473</b>	<b>15 349</b>	<b>74 492</b>	<b>233</b>	<b>142</b>	<b>51</b>	<b>23</b>	<b>12</b>	<b>2</b>	—	<b>3</b>	—	—	
233	Building, developing & general contracting	454	2 365	10 705	74	47	14	8	4	1	—	—	—	—	
2332	Residential building construction	(C)	(D)	(D)	60	41	13	5	1	—	—	—	—	—	
23321	Single-family housing construction	239	1 023	4 886	59	41	12	5	1	—	—	—	—	—	
233210	Single-family housing construction	239	1 023	4 886	59	41	12	5	1	—	—	—	—	—	
2333	Nonresidential building construction	(C)	(D)	(D)	12	4	1	3	3	1	—	—	—	—	
23332	Commercial & institutional bldg construction	168	1 137	4 570	10	4	1	2	2	1	—	—	—	—	
233320	Commercial & institutional bldg construction	168	1 137	4 570	10	4	1	2	2	1	—	—	—	—	
234	Heavy construction	838	5 274	28 051	17	5	5	1	3	1	—	<b>2</b>	—	—	
2341	Highway, street, bridge & tunnel construction	675	3 953	21 473	8	1	3	1	1	—	—	<b>2</b>	—	—	
23411	Highway & street construction	675	3 953	21 473	8	1	3	1	1	—	—	<b>2</b>	—	—	
234110	Highway & street construction	675	3 953	21 473	8	1	3	1	1	—	—	<b>2</b>	—	—	
2349	Other heavy construction	163	1 321	6 578	9	4	2	—	2	1	—	—	—	—	
23492	Pwr, communication transmsn line construction	(C)	(D)	(D)	2	—	—	—	1	1	—	—	—	—	
235	Special trade contractors	1 181	7 710	35 736	142	90	32	14	5	—	—	<b>1</b>	—	—	
2351	Plumbing, heating & AC contractor	640	5 091	23 756	32	19	8	2	2	—	—	<b>1</b>	—	—	
23511	Plumbing, heating & AC contractor	640	5 091	23 756	32	19	8	2	2	—	—	<b>1</b>	—	—	
235110	Plumbing, heating & AC contractor	640	5 091	23 756	32	19	8	2	2	—	—	<b>1</b>	—	—	
2353	Electrical contractors	125	719	3 284	22	15	4	2	1	—	—	—	—	—	
23531	Electrical contractors	125	719	3 284	22	15	4	2	1	—	—	—	—	—	
235310	Electrical contractors	125	719	3 284	22	15	4	2	1	—	—	—	—	—	
2359	Other special trade contractors	135	810	2 996	25	15	4	5	1	—	—	—	—	—	
<b>31-33</b>	<b>Manufacturing</b>	<b>12 634</b>	<b>126 951</b>	<b>574 764</b>	<b>120</b>	<b>30</b>	<b>20</b>	<b>16</b>	<b>14</b>	<b>9</b>	<b>21</b>	<b>6</b>	<b>2</b>	<b>2</b>	
311	Food mfg	568	4 939	23 571	9	3	2	—	—	<b>1</b>	<b>3</b>	—	—	—	
3115	Dairy product mfg	(C)	(D)	(D)	2	1	—	—	—	—	<b>1</b>	—	—	—	
31151	Dairy product (exc frozen) mfg	(C)	(D)	(D)	2	1	—	—	—	—	<b>1</b>	—	—	—	
3119	Other food mfg	(E)	(D)	(D)	2	—	—	—	—	—	<b>2</b>	—	—	—	
31191	Snack food mfg	(C)	(D)	(D)	1	—	—	—	—	—	<b>1</b>	—	—	—	
31199	All other food mfg	(C)	(D)	(D)	1	—	—	—	—	—	<b>1</b>	—	—	—	
321	Wood product mfg	251	1 054	3 692	5	2	1	—	1	—	<b>1</b>	—	—	—	
3219	Other wood product mfg	(C)	(D)	(D)	4	1	1	—	1	—	<b>1</b>	—	—	—	
32191	Millwork	(C)	(D)	(D)	3	—	1	—	1	—	<b>1</b>	—	—	—	
322	Paper mfg	(E)	(D)	(D)	4	—	1	—	—	—	<b>3</b>	—	—	—	
3221	Pulp, paper & paperboard mills	(C)	(D)	(D)	1	—	—	—	—	—	<b>1</b>	—	—	—	
32213	Paperboard mills	(C)	(D)	(D)	1	—	—	—	—	—	<b>1</b>	—	—	—	
3222	Converted paper product mfg	(E)	(D)	(D)	3	—	1	—	—	—	<b>2</b>	—	—	—	
32221	Paperboard container mfg	(C)	(D)	(D)	1	—	—	—	—	—	<b>1</b>	—	—	—	
32223	Stationery product mfg	(C)	(D)	(D)	1	—	—	—	—	—	<b>1</b>	—	—	—	
323	Printing & related support activities	900	7 882	32 793	10	2	3	2	2	—	—	—	<b>1</b>	—	
3231	Printing & related support activities	900	7 882	32 793	10	2	3	2	2	—	—	—	<b>1</b>	—	
32311	Printing	(F)	(D)	(D)	9	2	2	2	2	—	—	—	<b>1</b>	—	

Note: Employment-size classes are indicated as follows: A—0 to 19; B—20 to 99; C—100 to 249; E—250 to 499; F—500 to 999; G—1,000 to 2,499; H—2,500 to 4,999; I—5,000 to 9,999; J—10,000 to 24,999; K—25,000 to 49,999; L—50,000 to 99,999; M—100,000 or more.



**Table 6. Counties—Employees, Payroll, and Establishments by Industry: 1999—Con.**

[Excludes most government employees, railroad employees, and self-employed persons. Size class 1 to 4 includes establishments with payroll, but no employees, during mid-March pay period. (D) denotes figures withheld to avoid disclosing data for individual companies; the data are included in broader industry totals. Detailed industries with 100 or more employees are shown if industry was not a (D). For explanation of terms, abbreviations, and data reliability/comparability, see introductory text]

NAICS code	Industry	Number of employees for week including March 12	Payroll (\$1,000)		Total number of establishments	Number of establishments by employment-size class									
			First quarter	Annual		1 to 4	5 to 9	10 to 19	20 to 49	50 to 99	100 to 249	250 to 499	500 to 999	1,000 or more	
<b>LYNCHBURG (IC)—Con.</b>															
<b>31-33 Manufacturing—Con.</b>															
325	Chemical mfg .....	2 301	26 500	114 786	7	—	—	2	1	1	1	1	—	1	
3251	Basic chemical mfg .....	(G)	(D)	(D)	1	—	—	—	—	—	—	—	—	1	
32518	Other basic inorganic chemical mfg .....	(G)	(D)	(D)	1	—	—	—	—	—	—	—	—	1	
3254	Pharmaceutical & medicine mfg .....	(E)	(D)	(D)	1	—	—	—	—	—	—	1	—	—	
32541	Pharmaceutical & medicine mfg .....	(E)	(D)	(D)	1	—	—	—	—	—	—	1	—	—	
3256	Soap, cleaners & toilet preparation mfg .....	(C)	(D)	(D)	1	—	—	—	—	—	1	—	—	—	
32562	Toilet preparation mfg .....	(C)	(D)	(D)	1	—	—	—	—	—	1	—	—	—	
326	Plastics & rubber products mfg .....	(C)	(D)	(D)	2	1	—	—	—	—	1	—	—	—	
3261	Plastics product mfg .....	(C)	(D)	(D)	1	—	—	—	—	—	1	—	—	—	
32612	Plastics pipe, pipe fitting, & unsupported profile shape mfg .....	(C)	(D)	(D)	1	—	—	—	—	—	1	—	—	—	
331	Primary metal mfg .....	(G)	(D)	(D)	2	—	—	—	—	—	—	1	1	—	
3315	Foundries .....	(G)	(D)	(D)	2	—	—	—	—	—	—	1	1	—	
33151	Ferrous metal foundries .....	(G)	(D)	(D)	2	—	—	—	—	—	—	1	1	—	
332	Fabricated metal product mfg .....	1 399	13 767	57 743	26	3	8	4	3	2	5	1	—	—	
3321	Forging & stamping .....	(E)	(D)	(D)	1	—	—	—	—	—	—	1	—	—	
33211	Forging & stamping .....	(E)	(D)	(D)	1	—	—	—	—	—	—	1	—	—	
3323	Architectural & structural metals mfg .....	194	1 282	6 095	4	—	2	—	—	1	1	—	—	—	
33231	Plate work & fabricated structural prod mfg .....	194	1 282	6 095	4	—	2	—	—	1	1	—	—	—	
332312	Fabricated structural metal mfg .....	194	1 282	6 095	4	—	2	—	—	1	1	—	—	—	
3325	Hardware mfg .....	(C)	(D)	(D)	1	—	—	—	—	—	1	—	—	—	
33251	Hardware mfg .....	(C)	(D)	(D)	1	—	—	—	—	—	1	—	—	—	
3327	Mach shops, turn prod, screw, nut, bolt mfg .....	380	3 431	13 918	14	2	5	2	3	1	1	—	—	—	
33271	Machine shops .....	380	3 431	13 918	14	2	5	2	3	1	1	—	—	—	
332710	Machine shops .....	380	3 431	13 918	14	2	5	2	3	1	1	—	—	—	
3328	Coating, engrave, heat treating & oth activity .....	177	980	4 650	5	1	1	2	—	—	1	—	—	—	
33281	Coating, engrave, heat treating & oth activity .....	177	980	4 650	5	1	1	2	—	—	1	—	—	—	
3329	Other fabricated metal product mfg .....	(C)	(D)	(D)	1	—	—	—	—	—	1	—	—	—	
33291	Metal valve mfg .....	(C)	(D)	(D)	1	—	—	—	—	—	1	—	—	—	
333	Machinery mfg .....	1 245	13 133	51 793	13	3	—	3	—	1	5	1	—	—	
3334	HVAC & commercial refrigeration equipment mfg .....	(C)	(D)	(D)	2	1	—	—	—	—	1	—	—	—	
33341	HVAC & commercial refrigeration equipment mfg .....	(C)	(D)	(D)	2	1	—	—	—	—	1	—	—	—	
3335	Metalworking machinery mfg .....	(E)	(D)	(D)	4	1	—	2	—	—	1	—	—	—	
33351	Metalworking machinery mfg .....	(E)	(D)	(D)	4	1	—	2	—	—	1	—	—	—	
3339	Other general purpose machinery mfg .....	787	8 468	34 199	6	—	—	1	—	1	3	1	—	—	
33392	Material handling equipment mfg .....	(F)	(D)	(D)	4	—	—	—	—	1	2	1	—	—	
33399	All other general purpose machinery mfg .....	(C)	(D)	(D)	2	—	—	1	—	—	1	—	—	—	
334	Computer & electronic product mfg .....	2 874	36 281	184 035	8	1	—	1	2	2	1	—	—	1	
3342	Communications equipment mfg .....	(G)	(D)	(D)	2	1	—	—	—	—	—	—	—	1	
33422	Radio, TV broadcast & wireless comm equip mfg .....	(G)	(D)	(D)	1	—	—	—	—	—	—	—	—	1	
3344	Semiconductor & oth electronic component mfg .....	(E)	(D)	(D)	4	—	—	—	1	2	1	—	—	—	
33441	Semiconductor & oth electronic component mfg .....	(E)	(D)	(D)	4	—	—	—	1	2	1	—	—	—	
335	Electrical equip, appliance & component mfg .....	(E)	(D)	(D)	2	1	—	—	—	—	—	1	—	—	
3353	Electrical equipment mfg .....	(E)	(D)	(D)	1	—	—	—	—	—	—	1	—	—	
33531	Electrical equipment mfg .....	(E)	(D)	(D)	1	—	—	—	—	—	—	1	—	—	
337	Furniture & related product mfg .....	294	1 647	6 685	5	2	—	—	1	1	1	—	—	—	
3371	HH & institutional furniture & kitchen cabinet mfg .....	(C)	(D)	(D)	2	—	—	—	1	—	1	—	—	—	
33711	Wood kitchen cabinet & countertop mfg .....	(C)	(D)	(D)	1	—	—	—	—	—	1	—	—	—	
339	Miscellaneous mfg .....	549	3 373	15 098	13	7	2	2	—	1	—	1	—	—	
3399	Other miscellaneous mfg .....	(F)	(D)	(D)	9	4	1	2	—	1	—	1	—	—	
33999	All other misc mfg .....	(F)	(D)	(D)	6	3	1	—	—	1	—	1	—	—	
<b>42</b>	<b>Wholesale trade .....</b>	<b>1 332</b>	<b>10 513</b>	<b>48 620</b>	<b>102</b>	<b>50</b>	<b>15</b>	<b>17</b>	<b>15</b>	<b>4</b>	<b>1</b>	—	—	—	
421	Wholesale trade, durable goods .....	678	4 598	20 526	61	31	9	11	8	2	—	—	—	—	
4211	Motor vehicle, motor vehicle pt & supply whsle .....	101	437	2 088	4	1	—	1	2	—	—	—	—	—	
4216	Electrical goods whsle .....	158	1 040	4 491	11	7	1	—	2	1	—	—	—	—	
4217	Hardware, plumb & heating equip & sup whsle .....	133	862	3 657	11	7	—	3	—	1	—	—	—	—	
4218	Machinery, equipment & supplies whsle .....	125	1 028	4 803	14	6	2	4	2	—	—	—	—	—	
422	Wholesale trade, nondurable goods .....	654	5 915	28 094	41	19	6	6	7	2	1	—	—	—	
4223	Apparel, piece goods & notions whsle .....	(C)	(D)	(D)	4	2	—	1	—	—	1	—	—	—	
42234	Footwear whsle .....	(C)	(D)	(D)	3	1	—	1	—	—	1	—	—	—	
4227	Petroleum & petroleum products whsle .....	136	609	2 528	5	2	—	1	1	1	—	—	—	—	
42271	Petroleum bulk stations & terminals .....	136	609	2 528	5	2	—	1	1	1	—	—	—	—	
422710	Petroleum bulk stations & terminals .....	136	609	2 528	5	2	—	1	1	1	—	—	—	—	
4228	Beer, wine, distilled alcoholic beverage whsle .....	113	819	4 068	3	—	—	—	2	1	—	—	—	—	
42281	Beer & ale whsle .....	113	819	4 068	3	—	—	—	2	1	—	—	—	—	
422810	Beer & ale whsle .....	113	819	4 068	3	—	—	—	2	1	—	—	—	—	

Note: Employment-size classes are indicated as follows: A—0 to 19; B—20 to 99; C—100 to 249; E—250 to 499; F—500 to 999; G—1,000 to 2,499; H—2,500 to 4,999; I—5,000 to 9,999; J—10,000 to 24,999; K—25,000 to 49,999; L—50,000 to 99,999; M—100,000 or more.

**Table 6. Counties—Employees, Payroll, and Establishments by Industry: 1999—Con.**

[Excludes most government employees, railroad employees, and self-employed persons. Size class 1 to 4 includes establishments with payroll, but no employees, during mid-March pay period. (D) denotes figures withheld to avoid disclosing data for individual companies; the data are included in broader industry totals. Detailed industries with 100 or more employees are shown if industry was not a (D). For explanation of terms, abbreviations, and data reliability/comparability, see introductory text]

NAICS code	Industry	Number of employees for week including March 12	Payroll (\$1,000)		Total number of establishments	Number of establishments by employment-size class								
			First quarter	Annual		1 to 4	5 to 9	10 to 19	20 to 49	50 to 99	100 to 249	250 to 499	500 to 999	1,000 or more
<b>LYNCHBURG (IC)—Con.</b>														
<b>44-45</b>	<b>Retail trade</b>	<b>7 674</b>	<b>34 392</b>	<b>150 381</b>	<b>449</b>	<b>149</b>	<b>150</b>	<b>79</b>	<b>39</b>	<b>19</b>	<b>11</b>	<b>1</b>	<b>1</b>	<b>-</b>
441	Motor vehicle & parts dealers	786	4 895	22 319	47	15	9	11	6	6	-	-	-	-
4411	Automobile dealers	526	3 623	16 603	17	5	2	4	6	-	-	-	-	-
44111	New car dealers	515	3 585	16 316	11	-	1	-	4	6	-	-	-	-
441110	New car dealers	515	3 585	16 316	11	-	1	-	4	6	-	-	-	-
4413	Automotive parts, accessories & tire stores	226	1 131	4 886	25	9	3	11	2	-	-	-	-	-
44131	Automotive parts, accessories & tire stores	143	624	2 602	17	7	3	6	1	-	-	-	-	-
441310	Automotive parts, accessories & tire stores	143	624	2 602	17	7	3	6	1	-	-	-	-	-
442	Furniture & home furnishing stores	352	1 825	8 855	30	10	10	7	2	-	1	-	-	-
4421	Furniture stores	243	1 402	6 457	11	2	4	2	2	-	1	-	-	-
44211	Furniture stores	243	1 402	6 457	11	2	4	2	2	-	1	-	-	-
442110	Furniture stores	243	1 402	6 457	11	2	4	2	2	-	1	-	-	-
4422	Home furnishings stores	109	423	2 398	19	8	6	5	-	-	-	-	-	-
443	Electronics & appliance stores	177	798	3 443	16	6	3	4	3	-	-	-	-	-
4431	Electronics & appliance stores	177	798	3 443	16	6	3	4	3	-	-	-	-	-
44311	Appliance, TV & all other electronics stores	(C)	(D)	(D)	9	3	2	3	1	-	-	-	-	-
444	Bldg material & garden equip & supp dealers	620	3 432	14 441	32	9	11	5	3	2	2	-	-	-
4441	Building material & supplies dealers	570	3 241	13 531	26	8	9	2	3	2	2	-	-	-
44411	Home centers	(C)	(D)	(D)	1	-	-	-	-	1	-	-	-	-
44419	Other building material dealers	356	2 360	9 682	17	5	5	1	3	2	1	-	-	-
444190	Other building material dealers	356	2 360	9 682	17	5	5	1	3	2	1	-	-	-
445	Food & beverage stores	1 168	4 264	18 006	41	16	12	2	2	6	3	-	-	-
4451	Grocery stores	1 021	2 870	11 546	24	10	2	2	2	5	3	-	-	-
44511	Grocery (except convenience) stores	994	2 804	11 290	18	6	2	-	2	5	3	-	-	-
445110	Grocery (except convenience) stores	994	2 804	11 290	18	6	2	-	2	5	3	-	-	-
4452	Specialty food stores	(C)	(D)	(D)	12	5	6	-	-	1	-	-	-	-
44529	Other specialty food stores	110	1 280	5 951	9	3	5	-	-	1	-	-	-	-
446	Health & personal care stores	334	1 406	6 089	36	14	8	9	5	-	-	-	-	-
4461	Health & personal care stores	334	1 406	6 089	36	14	8	9	5	-	-	-	-	-
44611	Pharmacies & drug stores	231	1 013	4 428	13	-	1	7	5	-	-	-	-	-
446110	Pharmacies & drug stores	231	1 013	4 428	13	-	1	7	5	-	-	-	-	-
447	Gasoline stations	357	1 277	5 773	51	17	25	6	3	-	-	-	-	-
4471	Gasoline stations	357	1 277	5 773	51	17	25	6	3	-	-	-	-	-
44711	Gasoline stations with convenience stores	288	916	4 075	31	6	17	5	3	-	-	-	-	-
447110	Gasoline stations with convenience stores	288	916	4 075	31	6	17	5	3	-	-	-	-	-
448	Clothing & clothing accessories stores	819	2 272	10 175	78	22	34	18	3	-	1	-	-	-
4481	Clothing stores	625	1 633	7 312	49	11	21	13	3	-	1	-	-	-
44812	Women's clothing stores	174	426	1 964	20	4	9	7	-	-	-	-	-	-
448120	Women's clothing stores	174	426	1 964	20	4	9	7	-	-	-	-	-	-
44814	Family clothing stores	269	636	2 815	6	-	-	4	1	-	1	-	-	-
448140	Family clothing stores	269	636	2 815	6	-	-	4	1	-	1	-	-	-
4482	Shoe stores	110	333	1 514	17	9	5	3	-	-	-	-	-	-
44821	Shoe stores	110	333	1 514	17	9	5	3	-	-	-	-	-	-
448210	Shoe stores	110	333	1 514	17	9	5	3	-	-	-	-	-	-
451	Sporting goods, hobby, book & music stores	253	716	3 311	31	11	14	3	3	-	-	-	-	-
4511	Sporting goods, hobby, musical instrument stores	172	536	2 589	20	8	8	2	2	-	-	-	-	-
452	General merchandise stores	1 498	5 016	19 922	18	-	6	1	2	4	4	1	-	-
4521	Department stores	1 270	4 249	16 826	9	-	-	-	1	4	3	1	-	-
45211	Department stores	1 270	4 249	16 826	9	-	-	-	1	4	3	1	-	-
452110	Department stores	1 270	4 249	16 826	9	-	-	-	1	4	3	1	-	-
4529	Other general merchandise stores	228	767	3 096	9	-	6	1	1	-	1	-	-	-
45291	Warehouse clubs & superstores	(C)	(D)	(D)	1	-	-	-	-	-	1	-	-	-
453	Miscellaneous store retailers	408	1 079	4 631	49	20	12	11	6	-	-	-	-	-
4532	Office supplies, stationery & gift stores	163	412	1 751	18	9	3	3	3	-	-	-	-	-
45322	Gift, novelty & souvenir stores	100	196	869	15	8	3	3	1	-	-	-	-	-
453220	Gift, novelty & souvenir stores	100	196	869	15	8	3	3	1	-	-	-	-	-
4539	Other miscellaneous store retailers	106	327	1 492	16	6	5	5	-	-	-	-	-	-
454	Nonstore retailers	902	7 412	33 416	20	9	6	2	1	1	-	-	1	-
4541	Electronic shopping & mail-order houses	(F)	(D)	(D)	3	1	-	-	1	-	-	-	1	-
45411	Electronic shopping & mail-order houses	(F)	(D)	(D)	3	1	-	-	1	-	-	-	1	-
4542	Vending machine operators	110	372	1 672	5	2	2	-	-	1	-	-	-	-
45421	Vending machine operators	110	372	1 672	5	2	2	-	-	1	-	-	-	-
454210	Vending machine operators	110	372	1 672	5	2	2	-	-	1	-	-	-	-
<b>48-49</b>	<b>Transportation &amp; warehousing</b>	<b>556</b>	<b>3 441</b>	<b>15 540</b>	<b>53</b>	<b>26</b>	<b>9</b>	<b>8</b>	<b>7</b>	<b>3</b>	<b>-</b>	<b>-</b>	<b>-</b>	<b>-</b>
484	Truck transportation	219	1 583	7 543	23	11	3	4	5	-	-	-	-	-
4841	General freight trucking	188	1 401	6 613	18	7	3	4	4	-	-	-	-	-
48412	General freight trucking, long-distance	146	1 174	5 254	14	6	1	4	3	-	-	-	-	-

Note: Employment-size classes are indicated as follows: A—0 to 19; B—20 to 99; C—100 to 249; E—250 to 499; F—500 to 999; G—1,000 to 2,499; H—2,500 to 4,999; I—5,000 to 9,999; J—10,000 to 24,999; K—25,000 to 49,999; L—50,000 to 99,999; M—100,000 or more.

**Table 6. Counties—Employees, Payroll, and Establishments by Industry: 1999—Con.**

[Excludes most government employees, railroad employees, and self-employed persons. Size class 1 to 4 includes establishments with payroll, but no employees, during mid-March pay period. (D) denotes figures withheld to avoid disclosing data for individual companies; the data are included in broader industry totals. Detailed industries with 100 or more employees are shown if industry was not a (D). For explanation of terms, abbreviations, and data reliability/comparability, see introductory text]

NAICS code	Industry	Number of employees for week including March 12	Payroll (\$1,000)		Total number of establishments	Number of establishments by employment-size class									
			First quarter	Annual		1 to 4	5 to 9	10 to 19	20 to 49	50 to 99	100 to 249	250 to 499	500 to 999	1,000 or more	
<b>LYNCHBURG (IC)—Con.</b>															
<b>51</b>	<b>Information</b>	<b>787</b>	<b>7 037</b>	<b>38 276</b>	<b>37</b>	<b>15</b>	<b>5</b>	<b>8</b>	<b>3</b>	<b>4</b>	<b>2</b>	—	—	—	
5111	Publishing industries	(C)	(D)	(D)	8	6	1	—	—	—	1	—	—	—	
51111	Newspaper, periodical, book, database publishers	(C)	(D)	(D)	8	6	1	—	—	—	1	—	—	—	
51111	Newspaper publishers	(C)	(D)	(D)	2	—	—	—	—	—	1	—	—	—	
513	Broadcasting & telecommunications	(E)	(D)	(D)	20	6	3	6	1	3	1	—	—	—	
5131	Radio & television broadcasting	(C)	(D)	(D)	4	1	—	2	—	1	—	—	—	—	
51312	Television broadcasting	(C)	(D)	(D)	1	—	—	—	—	1	—	—	—	—	
5132	Cable networks & program distribution	(C)	(D)	(D)	3	—	1	—	1	1	—	—	—	—	
51322	Cable & other program distribution	(C)	(D)	(D)	3	—	1	—	1	1	—	—	—	—	
5133	Telecommunications	(C)	(D)	(D)	13	5	2	4	—	2	—	—	—	—	
51331	Wired telecommunications carriers	(C)	(D)	(D)	9	3	1	3	—	2	—	—	—	—	
<b>52</b>	<b>Finance &amp; insurance</b>	<b>3 640</b>	<b>30 618</b>	<b>115 948</b>	<b>198</b>	<b>105</b>	<b>53</b>	<b>21</b>	<b>10</b>	<b>6</b>	—	<b>2</b>	—	<b>1</b>	
522	Credit intermediation & related activities	901	7 764	29 191	91	32	39	11	4	5	—	—	—	—	
5221	Depository credit intermediation	647	5 987	22 547	66	20	31	9	3	3	—	—	—	—	
52211	Commercial banking	379	3 873	14 110	40	10	20	7	2	1	—	—	—	—	
522110	Commercial banking	379	3 873	14 110	40	10	20	7	2	1	—	—	—	—	
52212	Savings institutions	(C)	(D)	(D)	10	—	8	—	—	2	—	—	—	—	
52213	Credit unions	(C)	(D)	(D)	16	10	3	2	1	—	—	—	—	—	
5222	Nondepository credit intermediation	176	1 449	5 974	20	9	7	2	1	1	—	—	—	—	
52229	Other nondepository credit intermediation	(C)	(D)	(D)	18	8	6	2	1	1	—	—	—	—	
522292	Real estate credit	130	1 176	4 753	12	5	4	1	1	1	—	—	—	—	
523	Security, commodity contracts & like activity	(C)	(D)	(D)	18	8	3	5	2	—	—	—	—	—	
524	Insurance carriers & related activities	2 581	19 486	71 356	88	64	11	5	4	1	—	2	—	1	
5241	Insurance carriers	2 299	17 235	60 937	27	18	3	1	2	—	—	2	—	1	
52411	Direct life, health, medical insurance carriers	(G)	(D)	(D)	9	4	2	—	2	—	—	—	—	1	
52412	Other direct insurance carriers	(F)	(D)	(D)	18	14	1	1	—	—	—	2	—	—	
5242	Agencies & other insurance related activities	282	2 251	10 419	61	46	8	4	2	1	—	—	—	—	
52421	Insurance agencies & brokerages	281	2 087	9 615	57	43	8	3	2	1	—	—	—	—	
524210	Insurance agencies & brokerages	281	2 087	9 615	57	43	8	3	2	1	—	—	—	—	
<b>53</b>	<b>Real estate &amp; rental &amp; leasing</b>	<b>387</b>	<b>1 894</b>	<b>8 389</b>	<b>113</b>	<b>87</b>	<b>15</b>	<b>11</b>	—	—	—	—	—	—	
531	Real estate	237	1 255	5 889	88	75	7	6	—	—	—	—	—	—	
5311	Lessors of real estate	107	381	1 608	36	29	5	2	—	—	—	—	—	—	
532	Rental & leasing services	150	639	2 500	25	12	8	5	—	—	—	—	—	—	
<b>54</b>	<b>Professional, scientific &amp; technical services</b>	<b>2 807</b>	<b>27 084</b>	<b>115 151</b>	<b>209</b>	<b>131</b>	<b>36</b>	<b>20</b>	<b>15</b>	<b>5</b>	<b>1</b>	—	—	<b>1</b>	
541	Professional, scientific & technical services	2 807	27 084	115 151	209	131	36	20	15	5	1	—	—	1	
5411	Legal services	278	1 779	9 587	57	39	9	7	2	—	—	—	—	—	
54111	Offices of lawyers	(E)	(D)	(D)	55	37	9	7	2	—	—	—	—	—	
5412	Accounting, tax prep, bookkeep, payroll services	319	1 262	4 643	26	14	6	4	1	—	1	—	—	—	
54121	Accounting, tax prep, bookkeep, payroll services	319	1 262	4 643	26	14	6	4	1	—	1	—	—	—	
541211	Offices of certified public accountants	108	854	3 572	15	5	5	4	1	—	—	—	—	—	
5413	Architectural, engineering & related services	1 475	20 395	83 292	30	16	3	5	3	2	—	—	—	1	
54133	Engineering services	1 330	19 394	78 448	16	8	2	2	1	2	—	—	—	1	
541330	Engineering services	1 330	19 394	78 448	16	8	2	2	1	2	—	—	—	1	
5415	Computer systems design & related services	106	746	4 388	15	11	1	1	2	—	—	—	—	—	
54151	Computer systems design & related services	106	746	4 388	15	11	1	1	2	—	—	—	—	—	
5416	Management, sci & tech consulting services	119	1 029	4 731	25	20	3	1	—	1	—	—	—	—	
5418	Advertising & related services	287	1 073	4 847	20	11	3	1	3	2	—	—	—	—	
54186	Direct mail advertising	191	643	2 848	4	—	—	—	2	2	—	—	—	—	
541860	Direct mail advertising	191	643	2 848	4	—	—	—	2	2	—	—	—	—	
5419	Oth professional, scientific, technical services	181	598	2 754	21	9	7	1	4	—	—	—	—	—	
54194	Veterinary services	162	495	2 257	14	3	6	1	4	—	—	—	—	—	
541940	Veterinary services	162	495	2 257	14	3	6	1	4	—	—	—	—	—	
<b>55</b>	<b>Management of companies &amp; enterprises</b>	<b>214</b>	<b>4 019</b>	<b>13 912</b>	<b>15</b>	<b>6</b>	<b>2</b>	<b>3</b>	<b>3</b>	<b>1</b>	—	—	—	—	
551	Management of companies & enterprises	214	4 019	13 912	15	6	2	3	3	1	—	—	—	—	
5511	Management of companies & enterprises	214	4 019	13 912	15	6	2	3	3	1	—	—	—	—	
55111	Management of companies & enterprises	214	4 019	13 912	15	6	2	3	3	1	—	—	—	—	
<b>56</b>	<b>Admin, support, waste mgt, remediation services</b>	<b>3 600</b>	<b>11 727</b>	<b>57 520</b>	<b>115</b>	<b>59</b>	<b>18</b>	<b>12</b>	<b>9</b>	<b>6</b>	<b>8</b>	<b>1</b>	<b>2</b>	—	
561	Administrative & support services	(H)	(D)	(D)	114	59	17	12	9	6	8	1	2	—	
5612	Facilities support services	(C)	(D)	(D)	1	—	—	—	—	—	1	—	—	—	
56121	Facilities support services	(C)	(D)	(D)	1	—	—	—	—	—	1	—	—	—	
5613	Employment services	2 316	7 199	37 949	18	5	—	1	1	3	5	1	2	—	
56132	Temporary help services	(G)	(D)	(D)	13	2	—	—	1	2	5	1	2	—	
5614	Business support services	122	384	1 650	6	1	1	2	1	1	—	—	—	—	
56142	Telephone call centers	101	246	999	3	—	—	1	1	1	—	—	—	—	
5616	Investigation & security services	270	825	3 367	7	4	—	1	—	1	1	—	—	—	
56161	Investigation, guard & armored car services	(E)	(D)	(D)	4	1	—	1	—	1	1	—	—	—	
5617	Services to buildings & dwellings	597	1 523	6 749	61	36	11	6	6	1	7	—	—	—	
56172	Janitorial services	478	1 100	4 594	36	19	6	5	4	1	1	—	—	—	
561720	Janitorial services	478	1 100	4 594	36	19	6	5	4	1	1	—	—	—	

Note: Employment-size classes are indicated as follows: A—0 to 19; B—20 to 99; C—100 to 249; E—250 to 499; F—500 to 2,499; G—1,000 to 4,999; H—2,500 to 4,999; I—5,000 to 9,999; J—10,000 to 24,999; K—25,000 to 49,999; L—50,000 to 99,999; M—100,000 or more.

**Table 6. Counties—Employees, Payroll, and Establishments by Industry: 1999—Con.**

[Excludes most government employees, railroad employees, and self-employed persons. Size class 1 to 4 includes establishments with payroll, but no employees, during mid-March pay period. (D) denotes figures withheld to avoid disclosing data for individual companies; the data are included in broader industry totals. Detailed industries with 100 or more employees are shown if industry was not a (D). For explanation of terms, abbreviations, and data reliability/comparability, see introductory text]

NAICS code	Industry	Number of employees for week including March 12	Payroll (\$1,000)		Total number of establishments	Number of establishments by employment-size class									
			First quarter	Annual		1 to 4	5 to 9	10 to 19	20 to 49	50 to 99	100 to 249	250 to 499	500 to 999	1,000 or more	
<b>LYNCHBURG (IC)—Con.</b>															
<b>61</b>	<b>Educational services</b>	<b>3 609</b>	<b>13 026</b>	<b>51 918</b>	<b>31</b>	<b>16</b>	<b>2</b>	<b>1</b>	<b>6</b>	<b>1</b>	<b>2</b>	—	<b>2</b>	<b>1</b>	
611	Educational services	3 609	13 026	51 918	31	16	2	1	6	1	2	—	2	1	
6111	Elementary & secondary schools	287	1 190	4 835	5	1	—	—	2	1	1	—	—	—	
61111	Elementary & secondary schools	287	1 190	4 835	5	1	—	—	2	1	1	—	—	—	
611110	Elementary & secondary schools	287	1 190	4 835	5	1	—	—	2	1	1	—	—	—	
6113	Colleges, universities & professional schools	3 204	11 434	45 208	7	2	—	1	—	—	1	—	2	1	
61131	Colleges, universities & professional schools	3 204	11 434	45 208	7	2	—	1	—	—	1	—	2	1	
611310	Colleges, universities & professional schools	3 204	11 434	45 208	7	2	—	1	—	—	1	—	2	1	
<b>62</b>	<b>Health care and social assistance</b>	<b>7 935</b>	<b>51 482</b>	<b>235 233</b>	<b>248</b>	<b>83</b>	<b>56</b>	<b>59</b>	<b>28</b>	<b>10</b>	<b>9</b>	<b>1</b>	—	<b>2</b>	
621	Ambulatory health care services	2 120	18 826	100 536	169	67	39	39	17	5	2	—	—	—	
6211	Offices of physicians	1 273	13 125	73 597	61	15	11	20	9	4	2	—	—	—	
62111	Offices of physicians	1 273	13 125	73 597	61	15	11	20	9	4	2	—	—	—	
6212	Offices of dentists	320	1 915	9 786	56	30	14	12	—	—	—	—	—	—	
62121	Offices of dentists	320	1 915	9 786	56	30	14	12	—	—	—	—	—	—	
621210	Offices of dentists	320	1 915	9 786	56	30	14	12	—	—	—	—	—	—	
6213	Offices of other health practitioners	228	1 231	5 469	36	19	12	3	2	—	—	—	—	—	
62134	Offices of PT, OT, speech therapy & audiology	114	654	2 803	8	2	3	1	2	—	—	—	—	—	
621340	Offices of PT, OT, speech therapy & audiology	114	654	2 803	8	2	3	1	2	—	—	—	—	—	
6216	Home health care services	168	712	2 958	6	1	—	2	2	1	—	—	—	—	
62161	Home health care services	168	712	2 958	6	1	—	2	2	1	—	—	—	—	
621610	Home health care services	168	712	2 958	6	1	—	2	2	1	—	—	—	—	
622	Hospitals	(H)	(D)	(D)	2	—	—	—	—	—	—	—	—	2	
6221	General medical & surgical hospitals	(H)	(D)	(D)	2	—	—	—	—	—	—	—	—	2	
62211	General medical & surgical hospitals	(H)	(D)	(D)	2	—	—	—	—	—	—	—	—	2	
623	Nursing & residential care facilities	1 663	6 328	26 980	24	1	4	4	4	5	5	1	—	—	
6231	Nursing care facilities	911	3 508	14 788	9	1	—	—	—	3	5	—	—	—	
62311	Nursing care facilities	911	3 508	14 788	9	1	—	—	—	3	5	—	—	—	
623110	Nursing care facilities	911	3 508	14 788	9	1	—	—	—	3	5	—	—	—	
6232	Residential mental retardation, health facil	(C)	(D)	(D)	3	—	2	—	—	1	—	—	—	—	
6233	Community care facilities for the elderly	536	1 620	7 074	6	—	1	—	4	—	—	1	—	—	
62331	Community care facilities for the elderly	536	1 620	7 074	6	—	1	—	4	—	—	1	—	—	
623311	Continuing care retirement communities	444	1 394	6 107	3	—	—	—	2	—	—	—	—	—	
6239	Other residential care facilities	(C)	(D)	(D)	6	—	1	4	—	1	—	—	—	—	
62399	Other residential care facilities	(C)	(D)	(D)	6	—	1	4	—	1	—	—	—	—	
624	Social assistance	(F)	(D)	(D)	53	15	13	16	7	—	2	—	—	—	
6241	Individual & family services	(C)	(D)	(D)	21	7	4	6	4	—	—	—	—	—	
62412	Services for elderly & disabled persons	(C)	(D)	(D)	5	—	1	2	2	—	—	—	—	—	
62419	Other individual & family services	(C)	(D)	(D)	14	6	3	4	1	—	—	—	—	—	
6243	Vocational rehabilitation services	(C)	(D)	(D)	3	1	—	1	—	—	1	—	—	—	
62431	Vocational rehabilitation services	(C)	(D)	(D)	3	1	—	1	—	—	1	—	—	—	
6244	Child day care services	377	825	3 579	20	6	3	7	3	—	1	—	—	—	
62441	Child day care services	377	825	3 579	20	6	3	7	3	—	1	—	—	—	
624410	Child day care services	377	825	3 579	20	6	3	7	3	—	1	—	—	—	
<b>71</b>	<b>Arts, entertainment &amp; recreation</b>	<b>363</b>	<b>797</b>	<b>3 368</b>	<b>32</b>	<b>18</b>	<b>4</b>	<b>5</b>	<b>4</b>	<b>1</b>	—	—	—	—	
713	Amusement, gambling & recreation industries	(E)	(D)	(D)	26	15	3	4	3	1	—	—	—	—	
7139	Other amusement & recreation industries	(E)	(D)	(D)	25	15	3	3	3	1	—	—	—	—	
71394	Fitness & recreational sports centers	166	212	969	13	7	3	1	1	1	—	—	—	—	
713940	Fitness & recreational sports centers	166	212	969	13	7	3	1	1	1	—	—	—	—	
<b>72</b>	<b>Accommodation &amp; food services</b>	<b>3 722</b>	<b>8 476</b>	<b>36 649</b>	<b>170</b>	<b>44</b>	<b>24</b>	<b>32</b>	<b>53</b>	<b>14</b>	<b>3</b>	—	—	—	
721	Accommodation	397	931	3 760	10	—	1	3	4	1	1	—	—	—	
7211	Traveler accommodation	397	931	3 760	10	—	1	3	4	1	1	—	—	—	
72111	Hotels (exc casino hotels) & motels	397	931	3 760	10	—	1	3	4	1	1	—	—	—	
721110	Hotels (exc casino hotels) & motels	397	931	3 760	10	—	1	3	4	1	1	—	—	—	
722	Food services & drinking places	3 325	7 545	32 889	160	44	23	29	49	13	2	—	—	—	
7221	Full-service restaurants	1 673	3 567	14 842	66	15	11	7	21	11	1	—	—	—	
72211	Full-service restaurants	1 673	3 567	14 842	66	15	11	7	21	11	1	—	—	—	
722110	Full-service restaurants	1 673	3 567	14 842	66	15	11	7	21	11	1	—	—	—	
7222	Limited-service eating places	1 217	3 240	15 100	71	16	9	20	24	2	—	—	—	—	
72221	Limited-service eating places	1 217	3 240	15 100	71	16	9	20	24	2	—	—	—	—	
722211	Limited-service restaurants	1 075	2 925	13 684	57	10	6	17	23	1	—	—	—	—	
7223	Special food services	284	450	2 052	11	6	1	2	1	—	1	—	—	—	
72231	Food service contractors	284	450	2 052	11	6	1	2	1	—	1	—	—	—	
722310	Food service contractors	284	450	2 052	11	6	1	2	1	—	1	—	—	—	
7224	Drinking places (alcoholic beverages)	106	157	614	8	4	2	—	2	—	—	—	—	—	
72241	Drinking places (alcoholic beverages)	106	157	614	8	4	2	—	2	—	—	—	—	—	
722410	Drinking places (alcoholic beverages)	106	157	614	8	4	2	—	2	—	—	—	—	—	

Note: Employment-size classes are indicated as follows: A—0 to 19; B—20 to 99; C—100 to 249; E—250 to 499; F—500 to 999; G—1,000 to 2,499; H—2,500 to 4,999; I—5,000 to 9,999; J—10,000 to 24,999; K—25,000 to 49,999; L—50,000 to 99,999; M—100,000 or more.

**Table 6. Counties—Employees, Payroll, and Establishments by Industry: 1999—Con.**

[Excludes most government employees, railroad employees, and self-employed persons. Size class 1 to 4 includes establishments with payroll, but no employees, during mid-March pay period. (D) denotes figures withheld to avoid disclosing data for individual companies; the data are included in broader industry totals. Detailed industries with 100 or more employees are shown if industry was not a (D). For explanation of terms, abbreviations, and data reliability/comparability, see introductory text]

NAICS code	Industry	Number of employees for week including March 12	Payroll (\$1,000)		Total number of establishments	Number of establishments by employment-size class									
			First quarter	Annual		1 to 4	5 to 9	10 to 19	20 to 49	50 to 99	100 to 249	250 to 499	500 to 999	1,000 or more	
<b>LYNCHBURG (IC)—Con.</b>															
<b>81</b>	<b>Other services (except public administration)</b>	<b>2 138</b>	<b>7 438</b>	<b>32 535</b>	<b>330</b>	<b>191</b>	<b>72</b>	<b>44</b>	<b>22</b>	—	<b>1</b>	—	—	—	
811	Repair & maintenance	428	2 080	9 133	81	51	17	10	3	—	—	—	—	—	
8111	Automotive repair & maintenance	362	1 790	7 827	65	39	16	7	3	—	—	—	—	—	
81111	Automotive mechanical & electrical R&M	144	775	3 498	35	23	11	1	—	—	—	—	—	—	
811111	General automotive repair	115	609	2 758	28	17	10	1	—	—	—	—	—	—	
81112	Automotive body, paint, interior & glass repair	157	848	3 580	20	11	2	4	3	—	—	—	—	—	
811121	Automotive body, paint & interior R&M	120	628	2 658	14	8	—	3	3	—	—	—	—	—	
812	Personal & laundry services	539	1 721	8 015	97	60	19	11	7	—	—	—	—	—	
8121	Personal care services	182	439	1 765	49	34	11	3	1	—	—	—	—	—	
81211	Hair, nail & skin care services	138	383	1 536	41	30	9	1	1	—	—	—	—	—	
812112	Beauty salons	125	356	1 423	36	26	8	1	1	—	—	—	—	—	
8122	Death care services	137	545	2 902	11	2	4	2	3	—	—	—	—	—	
81221	Funeral homes	125	479	2 269	8	1	2	2	3	—	—	—	—	—	
812210	Funeral homes	125	479	2 269	8	1	2	2	3	—	—	—	—	—	
8123	Drycleaning & laundry services	165	531	1 970	22	13	1	5	3	—	—	—	—	—	
81232	Drycleaning & laundry services (exc coin-op)	120	329	1 206	9	2	—	5	2	—	—	—	—	—	
812320	Drycleaning & laundry services (exc coin-op)	120	329	1 206	9	2	—	5	2	—	—	—	—	—	
813	Religious, grantmaking, civic, prof & like organizations	1 171	3 637	15 387	152	80	36	23	12	—	1	—	—	—	
8131	Religious organizations	888	2 513	10 860	98	44	29	13	11	—	1	—	—	—	
81311	Religious organizations	888	2 513	10 860	98	44	29	13	11	—	1	—	—	—	
813110	Religious organizations	888	2 513	10 860	98	44	29	13	11	—	1	—	—	—	
8139	Business, labor, political, like organizations	146	594	2 412	22	12	4	5	1	—	—	—	—	—	
<b>95</b>	<b>Auxiliaries (exc corporate, subsidiary &amp; regional mgt)</b>	<b>189</b>	<b>1 593</b>	<b>6 427</b>	<b>6</b>	<b>1</b>	<b>1</b>	<b>1</b>	<b>2</b>	—	<b>1</b>	—	—	—	
<b>99</b>	<b>Unclassified establishments</b>	<b>38</b>	<b>110</b>	<b>746</b>	<b>40</b>	<b>39</b>	<b>1</b>	—	—	—	—	—	—	—	
<b>MANASSAS (IC)</b>															
	<b>Total</b>	<b>21 652</b>	<b>170 990</b>	<b>765 004</b>	<b>1 759</b>	<b>963</b>	<b>303</b>	<b>252</b>	<b>172</b>	<b>47</b>	<b>16</b>	<b>4</b>	<b>1</b>	<b>1</b>	
<b>22</b>	<b>Utilities</b>	<b>(B)</b>	<b>(D)</b>	<b>(D)</b>	<b>3</b>	<b>2</b>	—	—	<b>1</b>	—	—	—	—	—	
<b>23</b>	<b>Construction</b>	<b>3 173</b>	<b>22 335</b>	<b>109 345</b>	<b>293</b>	<b>157</b>	<b>55</b>	<b>40</b>	<b>29</b>	<b>10</b>	<b>1</b>	<b>1</b>	—	—	
233	Building, developing & general contracting	(E)	(D)	(D)	70	51	9	2	7	1	—	—	—	—	
2332	Residential building construction	(E)	(D)	(D)	56	42	9	2	2	1	—	—	—	—	
23321	Single-family housing construction	276	2 427	10 228	54	40	9	2	2	1	—	—	—	—	
233210	Single-family housing construction	276	2 427	10 228	54	40	9	2	2	1	—	—	—	—	
2333	Nonresidential building construction	(C)	(D)	(D)	11	7	—	—	4	—	—	—	—	—	
23332	Commercial & institutional bldg construction	124	991	5 263	10	6	—	—	4	—	—	—	—	—	
233320	Commercial & institutional bldg construction	124	991	5 263	10	6	—	—	4	—	—	—	—	—	
234	Heavy construction	(E)	(D)	(D)	11	3	2	2	1	3	—	—	—	—	
2341	Highway, street, bridge & tunnel construction	234	1 733	12 314	9	3	1	2	1	2	—	—	—	—	
23411	Highway & street construction	234	1 733	12 314	9	3	1	2	1	2	—	—	—	—	
234110	Highway & street construction	234	1 733	12 314	9	3	1	2	1	2	—	—	—	—	
235	Special trade contractors	2 451	16 660	79 436	212	103	44	36	21	6	1	1	—	—	
2351	Plumbing, heating & AC contractor	580	4 439	17 794	38	20	10	5	2	—	—	1	—	—	
23511	Plumbing, heating & AC contractor	580	4 439	17 794	38	20	10	5	2	—	—	1	—	—	
235110	Plumbing, heating & AC contractor	580	4 439	17 794	38	20	10	5	2	—	—	1	—	—	
2353	Electrical contractors	223	1 673	7 592	28	14	7	2	5	—	—	—	—	—	
23531	Electrical contractors	223	1 673	7 592	28	14	7	2	5	—	—	—	—	—	
235310	Electrical contractors	223	1 673	7 592	28	14	7	2	5	—	—	—	—	—	
2354	Masonry, drywall, insulation, tile contractors	351	2 315	11 665	25	8	6	6	3	2	—	—	—	—	
23541	Masonry & stone contractors	129	711	3 971	10	1	4	3	2	—	—	—	—	—	
235410	Masonry & stone contractors	129	711	3 971	10	1	4	3	2	—	—	—	—	—	
23542	Drywall, acoustical & insulation contractors	180	1 348	6 397	12	6	2	2	—	2	—	—	—	—	
235420	Drywall, acoustical & insulation contractors	180	1 348	6 397	12	6	2	2	—	2	—	—	—	—	
2355	Carpentry & floor contractors	385	2 310	10 954	26	15	4	4	1	1	—	—	—	—	
23551	Carpentry contractors	370	2 230	10 666	22	13	2	4	1	1	—	—	—	—	
235510	Carpentry contractors	370	2 230	10 666	22	13	2	4	1	1	—	—	—	—	
2356	Roofing, siding, & sheet metal contractors	139	835	4 194	14	7	3	2	2	—	—	—	—	—	
23561	Roofing, siding, & sheet metal contractors	139	835	4 194	14	7	3	2	2	—	—	—	—	—	
235610	Roofing, siding, & sheet metal contractors	139	835	4 194	14	7	3	2	2	—	—	—	—	—	
2357	Concrete contractors	408	2 804	14 148	32	11	6	8	5	2	—	—	—	—	
23571	Concrete contractors	408	2 804	14 148	32	11	6	8	5	2	—	—	—	—	
235710	Concrete contractors	408	2 804	14 148	32	11	6	8	5	2	—	—	—	—	
2359	Other special trade contractors	283	1 922	11 071	35	21	5	5	3	1	—	—	—	—	
23593	Excavation contractors	136	1 085	6 430	10	6	1	—	2	1	—	—	—	—	
235930	Excavation contractors	136	1 085	6 430	10	6	1	—	2	1	—	—	—	—	

Note: Employment-size classes are indicated as follows: A—0 to 19; B—20 to 99; C—100 to 249; E—250 to 499; F—500 to 999; G—1,000 to 2,499; H—2,500 to 4,999; I—5,000 to 9,999; J—10,000 to 24,999; K—25,000 to 49,999; L—50,000 to 99,999; M—100,000 or more.

**Table 6. Counties—Employees, Payroll, and Establishments by Industry: 1999—Con.**

[Excludes most government employees, railroad employees, and self-employed persons. Size class 1 to 4 includes establishments with payroll, but no employees, during mid-March pay period. (D) denotes figures withheld to avoid disclosing data for individual companies; the data are included in broader industry totals. Detailed industries with 100 or more employees are shown if industry was not a (D). For explanation of terms, abbreviations, and data reliability/comparability, see introductory text]

NAICS code	Industry	Number of employees for week including March 12	Payroll (\$1,000)		Total number of establishments	Number of establishments by employment-size class								
			First quarter	Annual		1 to 4	5 to 9	10 to 19	20 to 49	50 to 99	100 to 249	250 to 499	500 to 999	1,000 or more
<b>MANASSAS (IC)—Con.</b>														
<b>31-33</b>	<b>Manufacturing</b>	<b>2 581</b>	<b>39 855</b>	<b>167 301</b>	<b>46</b>	<b>18</b>	<b>5</b>	<b>11</b>	<b>5</b>	<b>5</b>	<b>1</b>			<b>1</b>
323	Printing & related support activities	101	844	3 521	10	3	2	4	1					
3231	Printing & related support activities	101	844	3 521	10	3	2	4	1					
332	Fabricated metal product mfg	170	1 455	7 577	7	4	1			2				
3323	Architectural & structural metals mfg	158	1 370	7 236	4	2				2				
33231	Plate work & fabricated structural prod mfg	(C)	(D)	(D)	2									
334	Computer & electronic product mfg	(G)	(D)	(D)	7	2	1		2		1			1
3341	Computer & peripheral equipment mfg	(C)	(D)	(D)	1						1			
33411	Computer & peripheral equipment mfg	(C)	(D)	(D)	1						1			
3345	Nav, measuring, medical, control instruments mfg	(G)	(D)	(D)	3		1		1					1
33451	Nav, measuring, medical, control instruments mfg	(G)	(D)	(D)	3		1		1					1
<b>42</b>	<b>Wholesale trade</b>	<b>1 168</b>	<b>14 523</b>	<b>62 740</b>	<b>81</b>	<b>42</b>	<b>15</b>	<b>6</b>	<b>15</b>	<b>1</b>	<b>1</b>	<b>1</b>		
421	Wholesale trade, durable goods	612	6 163	28 869	61	30	13	4	13	1				
4214	Professional & commercial equip & supp whsle	162	1 629	6 576	13	5	2	1	5					
42143	Computer & peripheral equip & software whsle	105	1 085	3 676	8	3	1		4					
421430	Computer & peripheral equip & software whsle	105	1 085	3 676	8	3	1		4					
4216	Electrical goods whsle	139	2 290	10 654	14	6	3	2	3					
4218	Machinery, equipment & supplies whsle	123	684	4 028	13	7	4		1	1				
422	Wholesale trade, nondurable goods	556	8 360	33 871	20	12	2	2	2		1	1		
4224	Grocery & related product whsle	466	7 441	29 774	5	1	1		1		1	1		
42241	General line grocery whsle	(E)	(D)	(D)	1							1		
42249	Other grocery & related products whsle	(C)	(D)	(D)	3	1			1		1			
<b>44-45</b>	<b>Retail trade</b>	<b>3 847</b>	<b>19 030</b>	<b>85 648</b>	<b>268</b>	<b>106</b>	<b>61</b>	<b>57</b>	<b>28</b>	<b>11</b>	<b>4</b>	<b>1</b>		
441	Motor vehicle & parts dealers	665	5 333	25 820	35	10	6	6	9	4				
4411	Automobile dealers	390	3 473	17 021	14	4	1		6	3				
44111	New car dealers	351	3 111	15 618	9	1			5	3				
441110	New car dealers	351	3 111	15 618	9	1			5	3				
4412	Other motor vehicle dealers	104	755	4 082	5			3	2					
4413	Automotive parts, accessories & tire stores	171	1 105	4 717	16	6	5	3	1	1				
44131	Automotive parts, accessories & tire stores	120	673	2 709	13	5	5	2		1				
441310	Automotive parts, accessories & tire stores	120	673	2 709	13	5	5	2		1				
444	Bldg material & garden equip & supp dealers	168	1 015	5 194	24	10	8	4	2					
4441	Building material & supplies dealers	123	840	4 376	18	7	6	4	1					
44419	Other building material dealers	112	786	4 139	13	3	5	4	1					
444190	Other building material dealers	112	786	4 139	13	3	5	4	1					
445	Food & beverage stores	845	4 176	17 660	31	8	4	11	3	2	3			
4451	Grocery stores	(F)	(D)	(D)	26	5	3	10	3	2	3			
44511	Grocery (except convenience) stores	695	3 706	15 674	13	3	1	1	3	2	3			
445110	Grocery (except convenience) stores	695	3 706	15 674	13	3	1	1	3	2	3			
44512	Convenience stores	(C)	(D)	(D)	13	2	2	9						
446	Health & personal care stores	138	640	2 733	9	2	3	2	2					
4461	Health & personal care stores	138	640	2 733	9	2	3	2	2					
44611	Pharmacies & drug stores	111	540	2 335	5		2	1	2					
446110	Pharmacies & drug stores	111	540	2 335	5		2	1	2					
447	Gasoline stations	322	1 168	4 944	26	6	5	11	3	1				
4471	Gasoline stations	322	1 168	4 944	26	6	5	11	3	1				
44711	Gasoline stations with convenience stores	292	1 054	4 506	23	5	5	9	3	1				
447110	Gasoline stations with convenience stores	292	1 054	4 506	23	5	5	9	3	1				
448	Clothing & clothing accessories stores	203	533	2 388	30	14	9	6	1					
4481	Clothing stores	158	387	1 755	20	9	5	5	1					
451	Sporting goods, hobby, book & music stores	182	389	1 603	16	8	2	3	2	1				
4511	Sporting goods, hobby, musical instrument stores	112	211	887	10	5		3	2					
452	General merchandise stores	681	2 778	12 107	11	1	5	1		2	1	1		
4521	Department stores	530	1 945	7 807	3					2		1		
45211	Department stores	530	1 945	7 807	3					2		1		
452110	Department stores	530	1 945	7 807	3					2		1		
4529	Other general merchandise stores	151	833	4 300	8	1	5	1			1			
45291	Warehouse clubs & superstores	(C)	(D)	(D)	1						1			
453	Miscellaneous store retailers	370	1 146	5 198	40	21	7	7	4	1				
4532	Office supplies, stationery & gift stores	(C)	(D)	(D)	11	5	1	2	2	1				
45322	Gift, novelty & souvenir stores	111	248	1 171	9	5	1	2		1				
453220	Gift, novelty & souvenir stores	111	248	1 171	9	5	1	2		1				
454	Nonstore retailers	142	1 156	4 458	14	6	4	2	2					
4543	Direct selling establishments	(C)	(D)	(D)	9	3	3	1	2					
<b>48-49</b>	<b>Transportation &amp; warehousing</b>	<b>391</b>	<b>2 915</b>	<b>12 631</b>	<b>27</b>	<b>12</b>	<b>3</b>	<b>6</b>	<b>5</b>	<b>1</b>				
484	Truck transportation	326	2 241	10 404	15	5	1	3	5	1				
4842	Specialized freight trucking	241	1 532	7 170	10	3	1	2	3	1				
48422	Specialized freight (exc used) trucking, local	169	1 088	4 565	6	2	1	1	1	1				
484220	Specialized freight (exc used) trucking, local	169	1 088	4 565	6	2	1	1	1	1				

Note: Employment-size classes are indicated as follows: A—0 to 19; B—20 to 99; C—100 to 249; E—250 to 499; F—500 to 999; G—1,000 to 2,499; H—2,500 to 4,999; I—5,000 to 9,999; J—10,000 to 24,999; K—25,000 to 49,999; L—50,000 to 99,999; M—100,000 or more.

**Table 6. Counties—Employees, Payroll, and Establishments by Industry: 1999—Con.**

[Excludes most government employees, railroad employees, and self-employed persons. Size class 1 to 4 includes establishments with payroll, but no employees, during mid-March pay period. (D) denotes figures withheld to avoid disclosing data for individual companies; the data are included in broader industry totals. Detailed industries with 100 or more employees are shown if industry was not a (D). For explanation of terms, abbreviations, and data reliability/comparability, see introductory text]

NAICS code	Industry	Number of employees for week including March 12	Payroll (\$1,000)		Total number of establishments	Number of establishments by employment-size class									
			First quarter	Annual		1 to 4	5 to 9	10 to 19	20 to 49	50 to 99	100 to 249	250 to 499	500 to 999	1,000 or more	
<b>MANASSAS (IC)—Con.</b>															
<b>51</b>	<b>Information</b>	<b>408</b>	<b>4 695</b>	<b>18 793</b>	<b>29</b>	<b>18</b>	<b>4</b>	<b>2</b>	<b>3</b>	<b>1</b>	<b>1</b>				
513	Broadcasting & telecommunications	320	3 956	15 638	17	10	3	—	2	1	1				
5133	Telecommunications	(E)	(D)	(D)	15	9	2	—	2	1	1				
51331	Wired telecommunications carriers	(E)	(D)	(D)	5	2	—	—	1	1	1				
<b>52</b>	<b>Finance &amp; insurance</b>	<b>600</b>	<b>4 165</b>	<b>16 675</b>	<b>97</b>	<b>63</b>	<b>17</b>	<b>11</b>	<b>5</b>	<b>1</b>					
522	Credit intermediation & related activities	327	2 099	8 236	35	11	11	9	4	—	—				
5221	Depository credit intermediation	258	1 632	5 904	23	5	7	7	4	—	—				
52211	Commercial banking	204	1 284	4 403	19	4	5	7	3	—	—				
522110	Commercial banking	204	1 284	4 403	19	4	5	7	3	—	—				
524	Insurance carriers & related activities	269	2 055	8 230	57	47	6	2	1	1	—				
5241	Insurance carriers	108	722	2 937	10	9	—	—	—	1	—				
52412	Other direct insurance carriers	102	649	2 612	7	6	—	—	—	1	—				
5242	Agencies & other insurance related activities	161	1 333	5 293	47	38	6	2	1	—	—				
52421	Insurance agencies & brokerages	136	1 159	4 571	42	35	5	1	1	—	—				
524210	Insurance agencies & brokerages	136	1 159	4 571	42	35	5	1	1	—	—				
<b>53</b>	<b>Real estate &amp; rental &amp; leasing</b>	<b>338</b>	<b>1 954</b>	<b>8 450</b>	<b>70</b>	<b>45</b>	<b>15</b>	<b>7</b>	<b>3</b>						
531	Real estate	177	1 054	4 792	48	35	9	3	1	—	—				
532	Rental & leasing services	161	900	3 658	22	10	6	4	2	—	—				
<b>54</b>	<b>Professional, scientific &amp; technical services</b>	<b>1 454</b>	<b>19 279</b>	<b>96 634</b>	<b>239</b>	<b>178</b>	<b>31</b>	<b>16</b>	<b>12</b>	<b>1</b>		<b>1</b>			
541	Professional, scientific & technical services	1 454	19 279	96 634	239	178	31	16	12	1	—	1	—	—	
5411	Legal services	231	1 546	7 620	75	61	9	5	—	—	—	—	—	—	
54111	Offices of lawyers	189	1 247	6 345	67	57	7	3	—	—	—	—	—	—	
541110	Offices of lawyers	189	1 247	6 345	67	57	7	3	—	—	—	—	—	—	
5412	Accounting, tax prep, bookkeep, payroll services	100	580	2 454	22	16	3	2	1	—	—	—	—	—	
54121	Accounting, tax prep, bookkeep, payroll services	100	580	2 454	22	16	3	2	1	—	—	—	—	—	
5413	Architectural, engineering & related services	258	2 538	11 333	29	18	5	1	4	1	—	—	—	—	
54133	Engineering services	223	2 302	9 782	16	8	2	1	4	1	—	—	—	—	
541330	Engineering services	223	2 302	9 782	16	8	2	1	4	1	—	—	—	—	
5415	Computer systems design & related services	579	12 235	63 495	50	36	7	2	4	—	—	1	—	—	
54151	Computer systems design & related services	579	12 235	63 495	50	36	7	2	4	—	—	1	—	—	
541511	Custom computer programming services	168	2 027	8 442	23	14	6	—	3	—	—	—	—	—	
5419	Oth professional, scientific, technical services	132	721	3 894	21	13	4	2	2	—	—	—	—	—	
54194	Veterinary services	106	606	3 244	8	2	2	2	2	—	—	—	—	—	
541940	Veterinary services	106	606	3 244	8	2	2	2	2	—	—	—	—	—	
<b>55</b>	<b>Management of companies &amp; enterprises</b>	<b>370</b>	<b>4 505</b>	<b>19 340</b>	<b>14</b>	<b>2</b>	<b>3</b>	<b>5</b>	<b>2</b>	<b>1</b>	<b>1</b>				
551	Management of companies & enterprises	370	4 505	19 340	14	2	3	5	2	1	1	—	—	—	
5511	Management of companies & enterprises	370	4 505	19 340	14	2	3	5	2	1	1	—	—	—	
55111	Management of companies & enterprises	370	4 505	19 340	14	2	3	5	2	1	1	—	—	—	
<b>56</b>	<b>Admin, support, waste mgt, remediation services</b>	<b>899</b>	<b>4 548</b>	<b>22 277</b>	<b>99</b>	<b>60</b>	<b>14</b>	<b>14</b>	<b>5</b>	<b>5</b>	<b>1</b>				
561	Administrative & support services	878	4 380	21 462	95	58	13	13	5	5	1	—	—	—	
5613	Employment services	375	1 270	5 869	9	3	—	—	2	3	1	—	—	—	
56132	Temporary help services	351	1 111	5 181	5	—	—	—	1	3	1	—	—	—	
561320	Temporary help services	351	1 111	5 181	5	—	—	—	1	3	1	—	—	—	
5614	Business support services	111	785	3 534	7	2	—	4	—	1	—	—	—	—	
5617	Services to buildings & dwellings	298	1 683	8 791	53	35	7	8	2	1	—	—	—	—	
56173	Landscaping services	102	640	3 563	25	18	3	3	1	—	—	—	—	—	
561730	Landscaping services	102	640	3 563	25	18	3	3	1	—	—	—	—	—	
<b>61</b>	<b>Educational services</b>	<b>294</b>	<b>1 383</b>	<b>5 416</b>	<b>23</b>	<b>11</b>	<b>2</b>	<b>5</b>	<b>3</b>	<b>2</b>					
611	Educational services	294	1 383	5 416	23	11	2	5	3	2	—	—	—	—	
6111	Elementary & secondary schools	116	487	2 010	5	—	—	3	1	1	—	—	—	—	
61111	Elementary & secondary schools	116	487	2 010	5	—	—	3	1	1	—	—	—	—	
611110	Elementary & secondary schools	116	487	2 010	5	—	—	3	1	1	—	—	—	—	
<b>62</b>	<b>Health care and social assistance</b>	<b>2 685</b>	<b>17 497</b>	<b>80 643</b>	<b>137</b>	<b>52</b>	<b>34</b>	<b>30</b>	<b>16</b>	<b>2</b>	<b>2</b>		<b>1</b>		
621	Ambulatory health care services	882	7 654	35 560	101	40	28	25	7	1	—	—	—	—	
6211	Offices of physicians	428	4 770	23 767	53	22	15	11	5	—	—	—	—	—	
62111	Offices of physicians	428	4 770	23 767	53	22	15	11	5	—	—	—	—	—	
6212	Offices of dentists	134	986	4 495	20	8	6	6	—	—	—	—	—	—	
62121	Offices of dentists	134	986	4 495	20	8	6	6	—	—	—	—	—	—	
621210	Offices of dentists	134	986	4 495	20	8	6	6	—	—	—	—	—	—	
6213	Offices of other health practitioners	104	724	3 185	17	8	5	3	1	—	—	—	—	—	
6216	Home health care services	142	653	2 001	6	—	1	4	—	1	—	—	—	—	
62161	Home health care services	142	653	2 001	6	—	1	4	—	1	—	—	—	—	
621610	Home health care services	142	653	2 001	6	—	1	4	—	1	—	—	—	—	
622	Hospitals	(F)	(D)	(D)	1	—	—	—	—	—	—	—	1	—	
6221	General medical & surgical hospitals	(F)	(D)	(D)	1	—	—	—	—	—	—	—	1	—	
62211	General medical & surgical hospitals	(F)	(D)	(D)	1	—	—	—	—	—	—	—	1	—	
623	Nursing & residential care facilities	(C)	(D)	(D)	4	3	—	—	—	—	1	—	—	—	
6231	Nursing care facilities	(C)	(D)	(D)	1	—	—	—	—	—	1	—	—	—	
62311	Nursing care facilities	(C)	(D)	(D)	1	—	—	—	—	—	1	—	—	—	

Note: Employment-size classes are indicated as follows: A—0 to 19; B—20 to 99; C—100 to 249; E—250 to 499; F—500 to 999; G—1,000 to 2,499; H—2,500 to 4,999; I—5,000 to 9,999; J—10,000 to 24,999; K—25,000 to 49,999; L—50,000 to 99,999; M—100,000 or more.

**Table 6. Counties—Employees, Payroll, and Establishments by Industry: 1999—Con.**

[Excludes most government employees, railroad employees, and self-employed persons. Size class 1 to 4 includes establishments with payroll, but no employees, during mid-March pay period. (D) denotes figures withheld to avoid disclosing data for individual companies; the data are included in broader industry totals. Detailed industries with 100 or more employees are shown if industry was not a (D). For explanation of terms, abbreviations, and data reliability/comparability, see introductory text]

NAICS code	Industry	Number of employees for week including March 12	Payroll (\$1,000)		Total number of establishments	Number of establishments by employment-size class									
			First quarter	Annual		1 to 4	5 to 9	10 to 19	20 to 49	50 to 99	100 to 249	250 to 499	500 to 999	1,000 or more	
<b>MANASSAS (IC)—Con.</b>															
<b>62</b>	<b>Health care and social assistance—Con.</b>														
624	Social assistance . . . . .	(F)	(D)	(D)	31	9	6	5	9	1	1	—	—	—	
6243	Vocational rehabilitation services . . . . .	197	591	2 656	3	—	—	1	1	—	1	—	—	—	
62431	Vocational rehabilitation services . . . . .	197	591	2 656	3	—	—	1	1	—	1	—	—	—	
624310	Vocational rehabilitation services . . . . .	197	591	2 656	3	—	—	1	1	—	1	—	—	—	
6244	Child day care services . . . . .	379	1 075	4 742	23	8	2	4	8	1	—	—	—	—	
62441	Child day care services . . . . .	379	1 075	4 742	23	8	2	4	8	1	—	—	—	—	
624410	Child day care services . . . . .	379	1 075	4 742	23	8	2	4	8	1	—	—	—	—	
<b>71</b>	<b>Arts, entertainment &amp; recreation . . . . .</b>	<b>146</b>	<b>491</b>	<b>2 234</b>	<b>14</b>	<b>9</b>	<b>—</b>	<b>2</b>	<b>3</b>	<b>—</b>	<b>—</b>	<b>—</b>	<b>—</b>	<b>—</b>	
713	Amusement, gambling & recreation industries . . . . .	(C)	(D)	(D)	12	7	—	2	3	—	—	—	—	—	
7139	Other amusement & recreation industries . . . . .	127	448	2 096	11	7	—	1	3	—	—	—	—	—	
<b>72</b>	<b>Accommodation &amp; food services . . . . .</b>	<b>1 457</b>	<b>3 790</b>	<b>17 981</b>	<b>92</b>	<b>37</b>	<b>12</b>	<b>15</b>	<b>22</b>	<b>5</b>	<b>1</b>	<b>—</b>	<b>—</b>	<b>—</b>	
721	Accommodation . . . . .	111	199	977	4	2	—	1	—	1	—	—	—	—	
7211	Traveler accommodation . . . . .	111	199	977	4	2	—	1	—	1	—	—	—	—	
72111	Hotels (exc casino hotels) & motels . . . . .	111	199	977	4	2	—	1	—	1	—	—	—	—	
721110	Hotels (exc casino hotels) & motels . . . . .	111	199	977	4	2	—	1	—	1	—	—	—	—	
722	Food services & drinking places . . . . .	1 346	3 591	17 004	88	35	12	14	22	4	1	—	—	—	
7221	Full-service restaurants . . . . .	636	1 967	9 346	38	18	6	6	3	4	1	—	—	—	
72211	Full-service restaurants . . . . .	636	1 967	9 346	38	18	6	6	3	4	1	—	—	—	
722110	Full-service restaurants . . . . .	636	1 967	9 346	38	18	6	6	3	4	1	—	—	—	
7222	Limited-service eating places . . . . .	677	1 551	7 350	43	12	6	7	18	—	—	—	—	—	
72221	Limited-service eating places . . . . .	677	1 551	7 350	43	12	6	7	18	—	—	—	—	—	
<b>81</b>	<b>Other services (except public administration) . . . . .</b>	<b>1 500</b>	<b>8 487</b>	<b>31 618</b>	<b>189</b>	<b>117</b>	<b>31</b>	<b>25</b>	<b>13</b>	<b>1</b>	<b>2</b>	<b>—</b>	<b>—</b>	<b>—</b>	
811	Repair & maintenance . . . . .	638	5 525	18 874	71	44	12	10	3	1	1	—	—	—	
8111	Automotive repair & maintenance . . . . .	311	2 161	9 526	50	28	12	7	3	—	—	—	—	—	
81111	Automotive mechanical & electrical R&M . . . . .	135	956	4 200	32	21	8	3	—	—	—	—	—	—	
811111	General automotive repair . . . . .	118	797	3 616	26	16	7	3	—	—	—	—	—	—	
8112	Electronic & precision equipment R&M . . . . .	260	2 928	7 232	5	3	—	—	—	1	1	—	—	—	
81121	Electronic & precision equipment R&M . . . . .	260	2 928	7 232	5	3	—	—	—	1	1	—	—	—	
812	Personal & laundry services . . . . .	371	1 142	5 239	69	45	10	10	4	—	—	—	—	—	
8121	Personal care services . . . . .	234	662	3 039	41	28	3	6	4	—	—	—	—	—	
81211	Hair, nail & skin care services . . . . .	203	615	2 832	35	24	2	5	4	—	—	—	—	—	
812112	Beauty salons . . . . .	192	547	2 511	30	20	1	5	4	—	—	—	—	—	
813	Religious, grantmaking, civic, prof & like organizations . . . . .	491	1 820	7 505	49	28	9	5	6	—	1	—	—	—	
8131	Religious organizations . . . . .	448	1 628	6 694	34	18	4	5	6	—	1	—	—	—	
81311	Religious organizations . . . . .	448	1 628	6 694	34	18	4	5	6	—	1	—	—	—	
813110	Religious organizations . . . . .	448	1 628	6 694	34	18	4	5	6	—	1	—	—	—	
<b>95</b>	<b>Auxiliaries (exc corporate, subsidiary &amp; regional mgt) . . . . .</b>	<b>(E)</b>	<b>(D)</b>	<b>(D)</b>	<b>5</b>	<b>1</b>	<b>1</b>	<b>—</b>	<b>2</b>	<b>—</b>	<b>1</b>	<b>—</b>	<b>—</b>	<b>—</b>	
<b>99</b>	<b>Unclassified establishments . . . . .</b>	<b>(A)</b>	<b>(D)</b>	<b>(D)</b>	<b>33</b>	<b>33</b>	<b>—</b>	<b>—</b>	<b>—</b>	<b>—</b>	<b>—</b>	<b>—</b>	<b>—</b>	<b>—</b>	
<b>MANASSAS PARK (IC)</b>															
	<b>Total . . . . .</b>	<b>2 059</b>	<b>13 885</b>	<b>70 732</b>	<b>146</b>	<b>75</b>	<b>25</b>	<b>24</b>	<b>15</b>	<b>3</b>	<b>3</b>	<b>1</b>	<b>—</b>	<b>—</b>	
<b>22</b>	<b>Utilities . . . . .</b>	<b>(A)</b>	<b>(D)</b>	<b>(D)</b>	<b>1</b>	<b>1</b>	<b>—</b>	<b>—</b>	<b>—</b>	<b>—</b>	<b>—</b>	<b>—</b>	<b>—</b>	<b>—</b>	
<b>23</b>	<b>Construction . . . . .</b>	<b>1 295</b>	<b>9 365</b>	<b>47 499</b>	<b>56</b>	<b>26</b>	<b>7</b>	<b>8</b>	<b>10</b>	<b>3</b>	<b>1</b>	<b>1</b>	<b>—</b>	<b>—</b>	
234	Heavy construction . . . . .	334	2 677	13 221	5	1	—	—	1	2	1	—	—	—	
2349	Other heavy construction . . . . .	(E)	(D)	(D)	3	—	—	—	1	1	1	—	—	—	
23491	Water, sewer & pipeline construction . . . . .	(C)	(D)	(D)	1	—	—	—	—	—	1	—	—	—	
235	Special trade contractors . . . . .	939	6 572	33 449	44	20	5	8	9	1	—	1	—	—	
2351	Plumbing, heating & AC contractor . . . . .	460	3 192	18 070	8	4	1	2	—	—	—	1	—	—	
23511	Plumbing, heating & AC contractor . . . . .	460	3 192	18 070	8	4	1	2	—	—	—	1	—	—	
235110	Plumbing, heating & AC contractor . . . . .	460	3 192	18 070	8	4	1	2	—	—	—	1	—	—	
2357	Concrete contractors . . . . .	236	1 672	7 403	9	2	1	—	5	1	—	—	—	—	
23571	Concrete contractors . . . . .	236	1 672	7 403	9	2	1	—	5	1	—	—	—	—	
235710	Concrete contractors . . . . .	236	1 672	7 403	9	2	1	—	5	1	—	—	—	—	
<b>31-33</b>	<b>Manufacturing . . . . .</b>	<b>60</b>	<b>442</b>	<b>2 374</b>	<b>6</b>	<b>4</b>	<b>—</b>	<b>—</b>	<b>2</b>	<b>—</b>	<b>—</b>	<b>—</b>	<b>—</b>	<b>—</b>	
<b>42</b>	<b>Wholesale trade . . . . .</b>	<b>193</b>	<b>1 301</b>	<b>6 626</b>	<b>14</b>	<b>7</b>	<b>3</b>	<b>3</b>	<b>—</b>	<b>—</b>	<b>1</b>	<b>—</b>	<b>—</b>	<b>—</b>	
421	Wholesale trade, durable goods . . . . .	193	1 301	6 626	14	7	3	3	—	—	1	—	—	—	
4215	Metal & mineral (except petroleum) whse . . . . .	(C)	(D)	(D)	1	—	—	—	—	—	1	—	—	—	
42151	Metal service centers & offices whse . . . . .	(C)	(D)	(D)	1	—	—	—	—	—	1	—	—	—	
<b>44-45</b>	<b>Retail trade . . . . .</b>	<b>151</b>	<b>982</b>	<b>4 692</b>	<b>19</b>	<b>8</b>	<b>4</b>	<b>6</b>	<b>1</b>	<b>—</b>	<b>—</b>	<b>—</b>	<b>—</b>	<b>—</b>	
<b>48-49</b>	<b>Transportation &amp; warehousing . . . . .</b>	<b>10</b>	<b>63</b>	<b>283</b>	<b>5</b>	<b>4</b>	<b>1</b>	<b>—</b>	<b>—</b>	<b>—</b>	<b>—</b>	<b>—</b>	<b>—</b>	<b>—</b>	
<b>51</b>	<b>Information . . . . .</b>	<b>(A)</b>	<b>(D)</b>	<b>(D)</b>	<b>3</b>	<b>2</b>	<b>1</b>	<b>—</b>	<b>—</b>	<b>—</b>	<b>—</b>	<b>—</b>	<b>—</b>	<b>—</b>	
<b>52</b>	<b>Finance &amp; insurance . . . . .</b>	<b>(A)</b>	<b>(D)</b>	<b>(D)</b>	<b>1</b>	<b>—</b>	<b>1</b>	<b>—</b>	<b>—</b>	<b>—</b>	<b>—</b>	<b>—</b>	<b>—</b>	<b>—</b>	
<b>53</b>	<b>Real estate &amp; rental &amp; leasing . . . . .</b>	<b>(B)</b>	<b>(D)</b>	<b>(D)</b>	<b>4</b>	<b>1</b>	<b>3</b>	<b>—</b>	<b>—</b>	<b>—</b>	<b>—</b>	<b>—</b>	<b>—</b>	<b>—</b>	
<b>54</b>	<b>Professional, scientific &amp; technical services . . . . .</b>	<b>59</b>	<b>483</b>	<b>2 576</b>	<b>9</b>	<b>5</b>	<b>2</b>	<b>1</b>	<b>1</b>	<b>—</b>	<b>—</b>	<b>—</b>	<b>—</b>	<b>—</b>	
<b>56</b>	<b>Admin, support, waste mgt, remediation services . . . . .</b>	<b>74</b>	<b>313</b>	<b>1 883</b>	<b>11</b>	<b>6</b>	<b>2</b>	<b>2</b>	<b>1</b>	<b>—</b>	<b>—</b>	<b>—</b>	<b>—</b>	<b>—</b>	

Note: Employment-size classes are indicated as follows: A—0 to 19; B—20 to 99; C—100 to 249; E—250 to 499; F—500 to 999; G—1,000 to 2,499; H—2,500 to 4,999; I—5,000 to 9,999; J—10,000 to 24,999; K—25,000 to 49,999; L—50,000 to 99,999; M—100,000 or more.



**Table 6. Counties—Employees, Payroll, and Establishments by Industry: 1999—Con.**

[Excludes most government employees, railroad employees, and self-employed persons. Size class 1 to 4 includes establishments with payroll, but no employees, during mid-March pay period. (D) denotes figures withheld to avoid disclosing data for individual companies; the data are included in broader industry totals. Detailed industries with 100 or more employees are shown if industry was not a (D). For explanation of terms, abbreviations, and data reliability/comparability, see introductory text]

NAICS code	Industry	Number of employees for week including March 12	Payroll (\$1,000)		Total number of establishments	Number of establishments by employment-size class									
			First quarter	Annual		1 to 4	5 to 9	10 to 19	20 to 49	50 to 99	100 to 249	250 to 499	500 to 999	1,000 or more	
<b>MANASSAS PARK (IC)—Con.</b>															
<b>72</b>	<b>Accommodation &amp; food services</b> .....	<b>138</b>	<b>291</b>	<b>1 308</b>	<b>5</b>	<b>2</b>	—	<b>2</b>	—	—	<b>1</b>	—	—	—	
722	Food services & drinking places .....	138	291	1 308	5	2	—	2	—	—	1	—	—	—	
7221	Full-service restaurants .....	(C)	(D)	(D)	3	1	—	1	—	—	1	—	—	—	
72211	Full-service restaurants .....	(C)	(D)	(D)	3	1	—	1	—	—	1	—	—	—	
<b>81</b>	<b>Other services (except public administration)</b> .....	<b>42</b>	<b>311</b>	<b>1 626</b>	<b>10</b>	<b>7</b>	<b>1</b>	<b>2</b>	—	—	—	—	—	—	
<b>99</b>	<b>Unclassified establishments</b> .....	<b>(A)</b>	<b>(D)</b>	<b>(D)</b>	<b>2</b>	<b>2</b>	—	—	—	—	—	—	—	—	
<b>MARTINSVILLE (IC)</b>															
	<b>Total</b> .....	<b>17 740</b>	<b>98 130</b>	<b>407 299</b>	<b>761</b>	<b>391</b>	<b>174</b>	<b>100</b>	<b>46</b>	<b>21</b>	<b>17</b>	<b>5</b>	<b>5</b>	<b>2</b>	
<b>11</b>	<b>Forestry, fishing, hunting, and agriculture support</b> .....	<b>12</b>	<b>57</b>	<b>270</b>	<b>4</b>	<b>3</b>	<b>1</b>	—	—	—	—	—	—	—	
<b>21</b>	<b>Mining</b> .....	<b>(B)</b>	<b>(D)</b>	<b>(D)</b>	<b>1</b>	—	—	—	<b>1</b>	—	—	—	—	—	
<b>22</b>	<b>Utilities</b> .....	<b>(B)</b>	<b>(D)</b>	<b>(D)</b>	<b>3</b>	—	—	<b>1</b>	<b>2</b>	—	—	—	—	—	
<b>23</b>	<b>Construction</b> .....	<b>293</b>	<b>1 406</b>	<b>6 682</b>	<b>55</b>	<b>33</b>	<b>13</b>	<b>7</b>	<b>2</b>	—	—	—	—	—	
233	Building, developing & general contracting .....	(C)	(D)	(D)	18	11	4	2	1	—	—	—	—	—	
235	Special trade contractors .....	174	772	3 596	36	22	8	5	1	—	—	—	—	—	
<b>31-33</b>	<b>Manufacturing</b> .....	<b>8 139</b>	<b>48 351</b>	<b>202 894</b>	<b>46</b>	<b>9</b>	<b>6</b>	<b>8</b>	<b>5</b>	<b>5</b>	<b>6</b>	<b>2</b>	<b>3</b>	<b>2</b>	
313	Textile mills .....	(C)	(D)	(D)	3	1	1	—	—	—	1	—	—	—	
3131	Fiber, yarn & thread mills .....	(C)	(D)	(D)	2	—	1	—	—	—	1	—	—	—	
31311	Fiber, yarn & thread mills .....	(C)	(D)	(D)	2	—	1	—	—	—	1	—	—	—	
315	Apparel manufacturing .....	4 134	23 166	94 824	7	1	1	—	1	—	1	1	—	2	
3151	Apparel knitting mills .....	(H)	(D)	(D)	3	—	—	—	1	—	—	—	—	2	
31519	Other apparel knitting mills .....	(H)	(D)	(D)	2	—	—	—	—	—	—	—	—	2	
3152	Cut & sew apparel mfg .....	(E)	(D)	(D)	4	1	1	—	—	—	1	1	—	—	
31521	Cut & sew apparel contractors .....	(E)	(D)	(D)	4	1	1	—	—	—	1	1	—	—	
321	Wood product mfg .....	810	4 887	21 730	8	1	1	2	1	1	1	—	1	—	
3212	Veneer, plywood & engineered wood product mfg .....	(C)	(D)	(D)	1	—	—	—	—	—	1	—	—	—	
32121	Veneer, plywood & engineered wood product mfg .....	(C)	(D)	(D)	1	—	—	—	—	—	1	—	—	—	
3219	Other wood product mfg .....	(F)	(D)	(D)	6	1	1	2	—	1	—	—	1	—	
32199	All other wood product mfg .....	(F)	(D)	(D)	3	1	—	—	—	1	—	—	1	—	
322	Paper mfg .....	518	4 732	20 042	4	—	—	—	1	—	3	—	—	—	
3222	Converted paper product mfg .....	518	4 732	20 042	4	—	—	—	1	—	3	—	—	—	
32221	Paperboard container mfg .....	518	4 732	20 042	4	—	—	—	1	—	3	—	—	—	
322211	Corrugated & solid fiber box mfg .....	518	4 732	20 042	4	—	—	—	1	—	3	—	—	—	
323	Printing & related support activities .....	179	1 017	4 448	4	—	1	1	—	2	—	—	—	—	
3231	Printing & related support activities .....	179	1 017	4 448	4	—	1	1	—	2	—	—	—	—	
32311	Printing .....	179	1 017	4 448	4	—	1	1	—	2	—	—	—	—	
327	Nonmetallic mineral product mfg .....	148	936	4 049	4	—	—	1	2	1	—	—	—	—	
337	Furniture & related product mfg .....	2 075	12 339	52 456	8	3	—	1	—	1	—	1	2	—	
3371	HH & institutional furniture & kitchen cabinet mfg .....	2 075	12 339	52 456	8	3	—	1	—	1	—	1	2	—	
33712	Household & institutional furniture mfg .....	(G)	(D)	(D)	7	2	—	1	—	1	—	1	2	—	
<b>42</b>	<b>Wholesale trade</b> .....	<b>199</b>	<b>2 064</b>	<b>8 109</b>	<b>33</b>	<b>20</b>	<b>8</b>	<b>2</b>	<b>3</b>	—	—	—	—	—	
421	Wholesale trade, durable goods .....	101	608	3 412	25	18	5	1	1	—	—	—	—	—	
<b>44-45</b>	<b>Retail trade</b> .....	<b>1 971</b>	<b>7 179</b>	<b>30 354</b>	<b>157</b>	<b>83</b>	<b>36</b>	<b>23</b>	<b>5</b>	<b>7</b>	<b>2</b>	<b>1</b>	—	—	
441	Motor vehicle & parts dealers .....	188	1 010	4 291	21	14	2	3	1	1	—	—	—	—	
4411	Automobile dealers .....	134	795	3 330	13	10	—	1	1	1	—	—	—	—	
44111	New car dealers .....	124	754	3 135	5	2	—	1	1	1	—	—	—	—	
441110	New car dealers .....	124	754	3 135	5	2	—	1	1	1	—	—	—	—	
445	Food & beverage stores .....	442	1 367	5 860	22	7	7	3	1	3	1	—	—	—	
4451	Grocery stores .....	(E)	(D)	(D)	18	7	3	3	1	3	1	—	—	—	
44511	Grocery (except convenience) stores .....	372	1 119	4 804	10	3	1	1	1	3	1	—	—	—	
445110	Grocery (except convenience) stores .....	372	1 119	4 804	10	3	1	1	1	3	1	—	—	—	
448	Clothing & clothing accessories stores .....	237	626	2 870	38	22	11	4	—	1	—	—	—	—	
4481	Clothing stores .....	138	316	1 561	22	15	5	1	—	1	—	—	—	—	
452	General merchandise stores .....	552	2 036	7 966	6	1	2	1	—	—	1	1	—	—	
4521	Department stores .....	(C)	(D)	(D)	1	—	—	—	—	—	1	—	—	—	
45211	Department stores .....	(C)	(D)	(D)	1	—	—	—	—	—	1	—	—	—	
4529	Other general merchandise stores .....	(E)	(D)	(D)	5	1	2	1	—	—	—	1	—	—	
45291	Warehouse clubs & superstores .....	(E)	(D)	(D)	1	—	—	—	—	—	—	1	—	—	
<b>48-49</b>	<b>Transportation &amp; warehousing</b> .....	<b>(C)</b>	<b>(D)</b>	<b>(D)</b>	<b>10</b>	<b>7</b>	—	<b>2</b>	—	—	<b>1</b>	—	—	—	
484	Truck transportation .....	(C)	(D)	(D)	8	5	—	2	—	—	1	—	—	—	
4841	General freight trucking .....	(C)	(D)	(D)	5	3	—	1	—	—	1	—	—	—	
48412	General freight trucking, long-distance .....	(C)	(D)	(D)	4	2	—	1	—	—	1	—	—	—	
<b>51</b>	<b>Information</b> .....	<b>258</b>	<b>1 927</b>	<b>8 593</b>	<b>18</b>	<b>7</b>	<b>4</b>	<b>3</b>	<b>2</b>	<b>2</b>	—	—	—	—	
513	Broadcasting & telecommunications .....	164	1 461	6 373	12	4	4	1	2	1	—	—	—	—	
5133	Telecommunications .....	124	1 251	5 537	8	3	2	1	1	1	—	—	—	—	
51331	Wired telecommunications carriers .....	(C)	(D)	(D)	5	3	—	1	1	1	—	—	—	—	

Note: Employment-size classes are indicated as follows: A—0 to 19; B—20 to 99; C—100 to 249; E—250 to 499; F—500 to 999; G—1,000 to 2,499; H—2,500 to 4,999; I—5,000 to 9,999; J—10,000 to 24,999; K—25,000 to 49,999; L—50,000 to 99,999; M—100,000 or more.

**Table 6. Counties—Employees, Payroll, and Establishments by Industry: 1999—Con.**

[Excludes most government employees, railroad employees, and self-employed persons. Size class 1 to 4 includes establishments with payroll, but no employees, during mid-March pay period. (D) denotes figures withheld to avoid disclosing data for individual companies; the data are included in broader industry totals. Detailed industries with 100 or more employees are shown if industry was not a (D). For explanation of terms, abbreviations, and data reliability/comparability, see introductory text]

NAICS code	Industry	Number of employees for week including March 12	Payroll (\$1,000)		Total number of establishments	Number of establishments by employment-size class									
			First quarter	Annual		1 to 4	5 to 9	10 to 19	20 to 49	50 to 99	100 to 249	250 to 499	500 to 999	1,000 or more	
<b>MARTINSVILLE (IC)—Con.</b>															
<b>52</b>	<b>Finance &amp; insurance</b> .....	<b>448</b>	<b>3 942</b>	<b>12 397</b>	<b>58</b>	<b>28</b>	<b>20</b>	<b>7</b>	<b>2</b>	—	<b>1</b>	—	—	—	
522	Credit intermediation & related activities .....	289	2 237	6 620	27	9	14	2	1	—	1	—	—	—	
5221	Depository credit intermediation .....	246	1 937	5 481	18	5	9	2	1	—	1	—	—	—	
52211	Commercial banking .....	233	1 857	5 164	15	4	7	2	1	—	1	—	—	—	
522110	Commercial banking .....	233	1 857	5 164	15	4	7	2	1	—	1	—	—	—	
<b>53</b>	<b>Real estate &amp; rental &amp; leasing</b> .....	<b>166</b>	<b>629</b>	<b>2 695</b>	<b>32</b>	<b>17</b>	<b>11</b>	<b>3</b>	<b>1</b>	—	—	—	—	—	
<b>54</b>	<b>Professional, scientific &amp; technical services</b> .....	<b>243</b>	<b>1 588</b>	<b>7 258</b>	<b>55</b>	<b>37</b>	<b>11</b>	<b>6</b>	<b>1</b>	—	—	—	—	—	
541	Professional, scientific & technical services .....	243	1 588	7 258	55	37	11	6	1	—	—	—	—	—	
5411	Legal services .....	112	826	3 931	24	16	6	1	1	—	—	—	—	—	
54111	Offices of lawyers .....	112	826	3 931	24	16	6	1	1	—	—	—	—	—	
541110	Offices of lawyers .....	112	826	3 931	24	16	6	1	1	—	—	—	—	—	
<b>55</b>	<b>Management of companies &amp; enterprises</b> .....	<b>242</b>	<b>2 284</b>	<b>5 785</b>	<b>9</b>	<b>5</b>	<b>1</b>	<b>1</b>	<b>1</b>	—	<b>1</b>	—	—	—	
551	Management of companies & enterprises .....	242	2 284	5 785	9	5	1	1	1	—	1	—	—	—	
5511	Management of companies & enterprises .....	242	2 284	5 785	9	5	1	1	1	—	1	—	—	—	
55111	Management of companies & enterprises .....	242	2 284	5 785	9	5	1	1	1	—	1	—	—	—	
<b>56</b>	<b>Admin, support, waste mgmt, remediation services</b> .....	<b>705</b>	<b>2 676</b>	<b>11 725</b>	<b>38</b>	<b>18</b>	<b>10</b>	<b>5</b>	<b>1</b>	—	<b>4</b>	—	—	—	
561	Administrative & support services .....	673	2 495	11 026	34	16	10	3	1	—	4	—	—	—	
5613	Employment services .....	554	1 827	7 212	6	1	—	—	1	—	4	—	—	—	
56132	Temporary help services .....	(F)	(D)	(D)	5	—	—	—	1	—	4	—	—	—	
<b>61</b>	<b>Educational services</b> .....	<b>139</b>	<b>466</b>	<b>1 834</b>	<b>5</b>	<b>2</b>	—	—	<b>2</b>	<b>1</b>	—	—	—	—	
611	Educational services .....	139	466	1 834	5	2	—	—	2	1	—	—	—	—	
6111	Elementary & secondary schools .....	(C)	(D)	(D)	2	—	—	—	1	1	—	—	—	—	
61111	Elementary & secondary schools .....	(C)	(D)	(D)	2	—	—	—	1	1	—	—	—	—	
<b>62</b>	<b>Health care and social assistance</b> .....	<b>1 726</b>	<b>12 228</b>	<b>52 696</b>	<b>82</b>	<b>34</b>	<b>25</b>	<b>16</b>	<b>3</b>	<b>2</b>	<b>1</b>	—	<b>1</b>	—	
621	Ambulatory health care services .....	385	4 101	19 334	60	25	21	13	1	—	—	—	—	—	
6211	Offices of physicians .....	230	3 138	14 718	32	10	12	9	1	—	—	—	—	—	
62111	Offices of physicians .....	230	3 138	14 718	32	10	12	9	1	—	—	—	—	—	
6212	Offices of dentists .....	112	771	3 676	16	4	9	3	—	—	—	—	—	—	
62121	Offices of dentists .....	112	771	3 676	16	4	9	3	—	—	—	—	—	—	
621210	Offices of dentists .....	112	771	3 676	16	4	9	3	—	—	—	—	—	—	
622	Hospitals .....	(F)	(D)	(D)	1	—	—	—	—	—	—	—	1	—	
6221	General medical & surgical hospitals .....	(F)	(D)	(D)	1	—	—	—	—	—	—	—	1	—	
62211	General medical & surgical hospitals .....	(F)	(D)	(D)	1	—	—	—	—	—	—	—	1	—	
623	Nursing & residential care facilities .....	259	1 066	4 788	6	3	—	1	1	—	1	—	—	—	
6231	Nursing care facilities .....	(C)	(D)	(D)	3	2	—	—	—	—	1	—	—	—	
62311	Nursing care facilities .....	(C)	(D)	(D)	3	2	—	—	—	—	1	—	—	—	
624	Social assistance .....	(C)	(D)	(D)	15	6	4	2	1	2	—	—	—	—	
<b>71</b>	<b>Arts, entertainment &amp; recreation</b> .....	<b>106</b>	<b>252</b>	<b>1 006</b>	<b>6</b>	<b>1</b>	—	<b>2</b>	<b>3</b>	—	—	—	—	—	
713	Amusement, gambling & recreation industries .....	106	252	1 006	6	1	—	2	3	—	—	—	—	—	
7139	Other amusement & recreation industries .....	(C)	(D)	(D)	5	—	—	2	3	—	—	—	—	—	
<b>72</b>	<b>Accommodation &amp; food services</b> .....	<b>622</b>	<b>1 243</b>	<b>5 385</b>	<b>42</b>	<b>15</b>	<b>8</b>	<b>7</b>	<b>9</b>	<b>3</b>	—	—	—	—	
722	Food services & drinking places .....	(F)	(D)	(D)	40	15	8	5	9	3	—	—	—	—	
7221	Full-service restaurants .....	274	578	2 311	19	8	4	2	3	2	—	—	—	—	
72211	Full-service restaurants .....	274	578	2 311	19	8	4	2	3	2	—	—	—	—	
722110	Full-service restaurants .....	274	578	2 311	19	8	4	2	3	2	—	—	—	—	
7222	Limited-service eating places .....	289	541	2 517	16	3	4	3	5	1	—	—	—	—	
72221	Limited-service eating places .....	289	541	2 517	16	3	4	3	5	1	—	—	—	—	
<b>81</b>	<b>Other services (except public administration)</b> .....	<b>471</b>	<b>1 367</b>	<b>5 904</b>	<b>91</b>	<b>61</b>	<b>19</b>	<b>7</b>	<b>3</b>	<b>1</b>	—	—	—	—	
812	Personal & laundry services .....	103	392	1 989	23	17	2	2	2	—	—	—	—	—	
813	Religious, grantmaking, civic, prof & like organizations .....	325	772	3 149	52	31	14	5	1	1	—	—	—	—	
8131	Religious organizations .....	219	506	2 016	37	20	11	5	1	—	—	—	—	—	
81311	Religious organizations .....	219	506	2 016	37	20	11	5	1	—	—	—	—	—	
813110	Religious organizations .....	219	506	2 016	37	20	11	5	1	—	—	—	—	—	
<b>95</b>	<b>Auxiliaries (exc corporate, subsidiary &amp; regional mgt)</b> .....	<b>1 657</b>	<b>8 206</b>	<b>34 543</b>	<b>4</b>	—	—	—	—	—	<b>1</b>	<b>2</b>	<b>1</b>	—	
<b>99</b>	<b>Unclassified establishments</b> .....	<b>15</b>	<b>25</b>	<b>135</b>	<b>12</b>	<b>11</b>	<b>1</b>	—	—	—	—	—	—	—	

Note: Employment-size classes are indicated as follows: A—0 to 19; B—20 to 99; C—100 to 249; E—250 to 499; F—500 to 999; G—1,000 to 2,499; H—2,500 to 4,999; I—5,000 to 9,999; J—10,000 to 24,999; K—25,000 to 49,999; L—50,000 to 99,999; M—100,000 or more.

**Table 6. Counties—Employees, Payroll, and Establishments by Industry: 1999—Con.**

[Excludes most government employees, railroad employees, and self-employed persons. Size class 1 to 4 includes establishments with payroll, but no employees, during mid-March pay period. (D) denotes figures withheld to avoid disclosing data for individual companies; the data are included in broader industry totals. Detailed industries with 100 or more employees are shown if industry was not a (D). For explanation of terms, abbreviations, and data reliability/comparability, see introductory text]

NAICS code	Industry	Number of employees for week including March 12	Payroll (\$1,000)		Total number of establishments	Number of establishments by employment-size class								
			First quarter	Annual		1 to 4	5 to 9	10 to 19	20 to 49	50 to 99	100 to 249	250 to 499	500 to 999	1,000 or more
<b>NEWPORT NEWS (IC)</b>														
	<b>Total</b> .....	<b>84 667</b>	<b>538 542</b>	<b>2 242 726</b>	<b>3 717</b>	<b>1 693</b>	<b>879</b>	<b>544</b>	<b>370</b>	<b>125</b>	<b>77</b>	<b>13</b>	<b>11</b>	<b>5</b>
<b>11</b>	<b>Forestry, fishing, hunting, and agriculture support</b> .....	(A)	(D)	(D)	2	2	—	—	—	—	—	—	—	—
<b>22</b>	<b>Utilities</b> .....	(C)	(D)	(D)	3	2	—	—	—	—	1	—	—	—
221	Utilities .....	(C)	(D)	(D)	3	2	—	—	—	—	1	—	—	—
2212	Natural gas distribution .....	(C)	(D)	(D)	1	—	—	—	—	—	1	—	—	—
22121	Natural gas distribution .....	(C)	(D)	(D)	1	—	—	—	—	—	1	—	—	—
<b>23</b>	<b>Construction</b> .....	<b>3 927</b>	<b>24 299</b>	<b>112 697</b>	<b>377</b>	<b>196</b>	<b>78</b>	<b>50</b>	<b>40</b>	<b>8</b>	<b>5</b>	—	—	—
233	Building, developing & general contracting .....	967	6 414	31 463	109	61	25	12	9	1	1	—	—	—
2332	Residential building construction .....	486	2 742	13 105	82	49	21	8	3	1	—	—	—	—
23321	Single-family housing construction .....	397	2 144	10 957	74	46	19	7	1	1	—	—	—	—
233210	Single-family housing construction .....	397	2 144	10 957	74	46	19	7	1	1	—	—	—	—
2333	Nonresidential building construction .....	(E)	(D)	(D)	23	10	3	3	6	—	1	—	—	—
23332	Commercial & institutional bldg construction ..	451	3 556	17 801	21	8	3	3	6	—	1	—	—	—
233320	Commercial & institutional bldg construction ..	451	3 556	17 801	21	8	3	3	6	—	1	—	—	—
234	Heavy construction .....	413	3 457	14 259	12	3	1	1	3	3	1	—	—	—
2341	Highway, street, bridge & tunnel construction ...	338	2 878	11 948	7	1	—	1	1	3	1	—	—	—
23411	Highway & street construction .....	338	2 878	11 948	7	1	—	1	1	3	1	—	—	—
234110	Highway & street construction .....	338	2 878	11 948	7	1	—	1	1	3	1	—	—	—
235	Special trade contractors .....	2 547	14 428	66 975	256	132	52	37	28	4	3	—	—	—
2351	Plumbing, heating & AC contractor .....	545	3 938	18 122	53	31	10	5	5	1	1	—	—	—
23511	Plumbing, heating & AC contractor .....	545	3 938	18 122	53	31	10	5	5	1	1	—	—	—
235110	Plumbing, heating & AC contractor .....	545	3 938	18 122	53	31	10	5	5	1	1	—	—	—
2352	Painting & wall covering contractors .....	541	2 899	14 202	43	22	7	6	6	1	1	—	—	—
23521	Painting & wall covering contractors .....	541	2 899	14 202	43	22	7	6	6	1	1	—	—	—
235210	Painting & wall covering contractors .....	541	2 899	14 202	43	22	7	6	6	1	1	—	—	—
2353	Electrical contractors .....	352	2 232	9 240	32	11	7	8	6	—	—	—	—	—
23531	Electrical contractors .....	352	2 232	9 240	32	11	7	8	6	—	—	—	—	—
235310	Electrical contractors .....	352	2 232	9 240	32	11	7	8	6	—	—	—	—	—
2354	Masonry, drywall, insulation, tile contractors ...	304	1 671	8 479	31	11	9	7	3	1	—	—	—	—
23542	Drywall, acoustical & insulation contractors ...	174	1 082	4 851	12	3	4	2	2	1	—	—	—	—
235420	Drywall, acoustical & insulation contractors ...	174	1 082	4 851	12	3	4	2	2	1	—	—	—	—
2355	Carpentry & floor contractors .....	298	1 410	6 626	45	30	8	2	5	—	—	—	—	—
23551	Carpentry contractors .....	240	1 095	5 275	30	18	6	2	4	—	—	—	—	—
235510	Carpentry contractors .....	240	1 095	5 275	30	18	6	2	4	—	—	—	—	—
2356	Roofing, siding, & sheet metal contractors .....	161	690	3 227	21	12	5	1	2	1	—	—	—	—
23561	Roofing, siding, & sheet metal contractors ...	161	690	3 227	21	12	5	1	2	1	—	—	—	—
235610	Roofing, siding, & sheet metal contractors ...	161	690	3 227	21	12	5	1	2	1	—	—	—	—
2357	Concrete contractors .....	213	813	3 392	14	8	2	3	—	—	1	—	—	—
23571	Concrete contractors .....	213	813	3 392	14	8	2	3	—	—	1	—	—	—
235710	Concrete contractors .....	213	813	3 392	14	8	2	3	—	—	1	—	—	—
2359	Other special trade contractors .....	133	775	3 687	17	7	4	5	1	—	—	—	—	—
23599	All other special trade contractors .....	111	608	2 907	11	3	3	4	1	—	—	—	—	—
235990	All other special trade contractors .....	111	608	2 907	11	3	3	4	1	—	—	—	—	—
<b>31-33</b>	<b>Manufacturing</b> .....	<b>24 845</b>	<b>225 005</b>	<b>858 630</b>	<b>120</b>	<b>36</b>	<b>22</b>	<b>17</b>	<b>22</b>	<b>10</b>	<b>9</b>	<b>1</b>	—	<b>3</b>
311	Food mfg .....	812	5 332	22 895	7	1	—	1	1	1	2	1	—	—
3115	Dairy product mfg .....	(C)	(D)	(D)	1	—	—	—	—	—	1	—	—	—
31151	Dairy product (exc frozen) mfg .....	(C)	(D)	(D)	1	—	—	—	—	—	1	—	—	—
3117	Seafood product preparation & packaging .....	(F)	(D)	(D)	3	—	—	—	—	1	1	1	—	—
31171	Seafood product preparation & packaging .....	(F)	(D)	(D)	3	—	—	—	—	1	1	1	—	—
312	Beverage & tobacco product mfg .....	(C)	(D)	(D)	2	1	—	—	—	—	1	—	—	—
3121	Beverage mfg .....	(C)	(D)	(D)	2	1	—	—	—	—	1	—	—	—
31211	Soft drink & ice mfg .....	(C)	(D)	(D)	2	1	—	—	—	—	1	—	—	—
315	Apparel manufacturing .....	(C)	(D)	(D)	4	2	—	—	1	—	1	—	—	—
3159	Apparel accessories & other apparel mfg .....	(C)	(D)	(D)	3	1	—	—	1	—	1	—	—	—
31599	Apparel accessories & other apparel mfg .....	(C)	(D)	(D)	3	1	—	—	1	—	1	—	—	—
322	Paper mfg .....	(C)	(D)	(D)	2	—	—	—	1	1	—	—	—	—
3222	Converted paper product mfg .....	(C)	(D)	(D)	2	—	—	—	1	1	—	—	—	—
323	Printing & related support activities .....	107	521	2 366	10	2	4	2	2	—	—	—	—	—
3231	Printing & related support activities .....	107	521	2 366	10	2	4	2	2	—	—	—	—	—
32311	Printing .....	107	521	2 366	10	2	4	2	2	—	—	—	—	—
326	Plastics & rubber products mfg .....	333	2 920	12 905	7	—	—	3	1	2	1	—	—	—
3261	Plastics product mfg .....	(C)	(D)	(D)	5	—	—	2	1	2	—	—	—	—
32611	Unsupported plastics film, sheet, & bag mfg ..	162	1 731	7 729	3	—	—	—	1	2	—	—	—	—
3262	Rubber product mfg .....	(C)	(D)	(D)	2	—	—	1	—	—	1	—	—	—
32629	Other rubber product mfg .....	(C)	(D)	(D)	2	—	—	1	—	—	1	—	—	—
327	Nonmetallic mineral product mfg .....	204	1 060	4 474	9	2	3	1	1	2	—	—	—	—
332	Fabricated metal product mfg .....	187	1 075	4 674	17	8	1	3	5	—	—	—	—	—
333	Machinery mfg .....	602	6 034	24 038	9	1	1	1	2	2	2	—	—	—
3332	Industrial machinery mfg .....	(C)	(D)	(D)	1	—	—	—	—	—	1	—	—	—
33329	Other industrial machinery mfg .....	(C)	(D)	(D)	1	—	—	—	—	—	1	—	—	—
3335	Metalworking machinery mfg .....	(E)	(D)	(D)	3	1	—	—	1	—	1	—	—	—
33351	Metalworking machinery mfg .....	(E)	(D)	(D)	3	1	—	—	1	—	1	—	—	—
3339	Other general purpose machinery mfg .....	(C)	(D)	(D)	3	—	1	—	—	2	—	—	—	—

Note: Employment-size classes are indicated as follows: A—0 to 19; B—20 to 99; C—100 to 249; E—250 to 499; F—500 to 999; G—1,000 to 2,499; H—2,500 to 4,999; I—5,000 to 9,999; J—10,000 to 24,999; K—25,000 to 49,999; L—50,000 to 99,999; M—100,000 or more.

**Table 6. Counties—Employees, Payroll, and Establishments by Industry: 1999—Con.**

[Excludes most government employees, railroad employees, and self-employed persons. Size class 1 to 4 includes establishments with payroll, but no employees, during mid-March pay period. (D) denotes figures withheld to avoid disclosing data for individual companies; the data are included in broader industry totals. Detailed industries with 100 or more employees are shown if industry was not a (D). For explanation of terms, abbreviations, and data reliability/comparability, see introductory text]

NAICS code	Industry	Number of employees for week including March 12	Payroll (\$1,000)		Total number of establishments	Number of establishments by employment-size class								
			First quarter	Annual		1 to 4	5 to 9	10 to 19	20 to 49	50 to 99	100 to 249	250 to 499	500 to 999	1,000 or more
<b>31-33</b>	<b>NEWPORT NEWS (IC)—Con. Manufacturing—Con.</b>													
334	Computer & electronic product mfg . . . . .	(G)	(D)	(D)	8	3	1	—	1	1	—	—	—	1
3341	Computer & peripheral equipment mfg . . . . .	(G)	(D)	(D)	2	—	—	—	1	—	—	—	—	1
33411	Computer & peripheral equipment mfg . . . . .	(G)	(D)	(D)	2	—	—	—	1	—	—	—	—	1
3345	Nav, measuring, medical, control instruments mfg . . . . .	(E)	(D)	(D)	4	1	1	—	—	1	1	—	—	—
33451	Nav, measuring, medical, control instruments mfg . . . . .	(E)	(D)	(D)	4	1	1	—	—	1	1	—	—	—
335	Electrical equip, appliance & component mfg . . . . .	101	707	3 306	6	1	—	2	3	—	—	—	—	—
336	Transportation equipment mfg . . . . .	(J)	(D)	(D)	5	—	1	1	—	—	1	—	—	2
3363	Motor vehicle parts mfg . . . . .	(G)	(D)	(D)	3	—	—	1	—	—	1	—	—	1
33631	Motor vehicle gas engine & engine parts mfg . . . . .	(G)	(D)	(D)	1	—	—	—	—	—	—	—	—	1
33632	MV electrical & electronic equipment mfg . . . . .	(C)	(D)	(D)	1	—	—	—	—	—	1	—	—	—
3366	Ship & boat building . . . . .	(J)	(D)	(D)	1	—	—	—	—	—	—	—	—	1
33661	Ship & boat building . . . . .	(J)	(D)	(D)	1	—	—	—	—	—	—	—	—	1
<b>42</b>	<b>Wholesale trade . . . . .</b>	<b>1 780</b>	<b>13 392</b>	<b>59 288</b>	<b>140</b>	<b>73</b>	<b>28</b>	<b>18</b>	<b>13</b>	<b>5</b>	<b>3</b>	—	—	—
421	Wholesale trade, durable goods . . . . .	1 312	10 676	46 740	107	56	22	13	11	3	2	—	—	—
4212	Furniture & home furnishing whsle . . . . .	235	1 217	5 551	5	1	1	—	2	—	1	—	—	—
42122	Home furnishing whsle . . . . .	(C)	(D)	(D)	3	—	1	—	1	—	1	—	—	—
4214	Professional & commercial equip & supp whsle . . . . .	378	4 581	19 293	23	14	2	1	4	1	1	—	—	—
42142	Office equipment whsle . . . . .	235	2 641	10 260	6	1	1	1	2	—	1	—	—	—
421420	Office equipment whsle . . . . .	235	2 641	10 260	6	1	1	1	2	—	1	—	—	—
4217	Hardware, plumb & heating equip & sup whsle . . . . .	145	1 086	4 942	18	8	5	4	1	—	—	—	—	—
4218	Machinery, equipment & supplies whsle . . . . .	306	2 074	8 936	26	15	5	3	1	2	—	—	—	—
42181	Const & mining (exc petroleum) equip whsle . . . . .	(C)	(D)	(D)	3	1	—	1	—	1	—	—	—	—
422	Wholesale trade, nondurable goods . . . . .	468	2 716	12 548	33	17	6	5	2	2	1	—	—	—
4224	Grocery & related product whsle . . . . .	172	967	4 394	8	4	1	—	1	2	—	—	—	—
4228	Beer, wine, distilled alcoholic beverage whsle . . . . .	(C)	(D)	(D)	2	1	—	—	—	—	1	—	—	—
42281	Beer & ale whsle . . . . .	(C)	(D)	(D)	2	1	—	—	—	—	1	—	—	—
<b>44-45</b>	<b>Retail trade . . . . .</b>	<b>10 183</b>	<b>41 832</b>	<b>176 970</b>	<b>684</b>	<b>250</b>	<b>222</b>	<b>114</b>	<b>56</b>	<b>22</b>	<b>18</b>	<b>2</b>	—	—
441	Motor vehicle & parts dealers . . . . .	1 722	11 209	48 797	96	37	24	13	12	5	5	—	—	—
4411	Automobile dealers . . . . .	1 304	9 034	39 932	51	23	6	6	6	5	5	—	—	—
44111	New car dealers . . . . .	1 164	8 343	36 746	21	3	2	—	6	5	5	—	—	—
441110	New car dealers . . . . .	1 164	8 343	36 746	21	3	2	—	6	5	5	—	—	—
44112	Used car dealers . . . . .	140	691	3 186	30	20	4	6	—	—	—	—	—	—
441120	Used car dealers . . . . .	140	691	3 186	30	20	4	6	—	—	—	—	—	—
4413	Automotive parts, accessories & tire stores . . . . .	351	1 635	6 302	40	12	18	7	3	—	—	—	—	—
44131	Automotive parts, accessories & tire stores . . . . .	223	798	3 047	25	7	11	5	2	—	—	—	—	—
441310	Automotive parts, accessories & tire stores . . . . .	223	798	3 047	25	7	11	5	2	—	—	—	—	—
44132	Tire dealers . . . . .	128	837	3 255	15	5	7	2	1	—	—	—	—	—
441320	Tire dealers . . . . .	128	837	3 255	15	5	7	2	1	—	—	—	—	—
442	Furniture & home furnishing stores . . . . .	283	1 259	5 490	38	21	10	3	4	—	—	—	—	—
4421	Furniture stores . . . . .	175	738	3 187	21	11	6	1	3	—	—	—	—	—
44211	Furniture stores . . . . .	175	738	3 187	21	11	6	1	3	—	—	—	—	—
442110	Furniture stores . . . . .	175	738	3 187	21	11	6	1	3	—	—	—	—	—
4422	Home furnishings stores . . . . .	108	521	2 303	17	10	4	2	1	—	—	—	—	—
443	Electronics & appliance stores . . . . .	281	1 501	6 490	31	15	11	2	2	1	—	—	—	—
4431	Electronics & appliance stores . . . . .	281	1 501	6 490	31	15	11	2	2	1	—	—	—	—
44311	Appliance, TV & all other electronics stores . . . . .	(C)	(D)	(D)	19	11	5	1	1	1	—	—	—	—
443112	Radio, television & other electronics stores . . . . .	146	745	2 976	13	8	3	—	1	1	—	—	—	—
444	Bldg material & garden equip & supp dealers . . . . .	995	4 900	19 877	50	15	12	13	6	1	3	—	—	—
4441	Building material & supplies dealers . . . . .	965	4 783	19 237	44	13	9	12	6	1	3	—	—	—
44411	Home centers . . . . .	538	1 964	7 581	4	—	—	—	1	—	3	—	—	—
444110	Home centers . . . . .	538	1 964	7 581	4	—	—	—	1	—	3	—	—	—
44419	Other building material dealers . . . . .	362	2 463	10 042	29	7	6	10	5	1	—	—	—	—
444190	Other building material dealers . . . . .	362	2 463	10 042	29	7	6	10	5	1	—	—	—	—
445	Food & beverage stores . . . . .	1 848	5 635	22 071	96	36	24	14	9	9	4	—	—	—
4451	Grocery stores . . . . .	1 732	5 243	20 337	75	27	15	11	9	9	4	—	—	—
44511	Grocery (except convenience) stores . . . . .	1 511	4 464	17 282	39	12	3	2	9	9	4	—	—	—
445110	Grocery (except convenience) stores . . . . .	1 511	4 464	17 282	39	12	3	2	9	9	4	—	—	—
44512	Convenience stores . . . . .	221	779	3 055	36	15	12	9	—	—	—	—	—	—
445120	Convenience stores . . . . .	221	779	3 055	36	15	12	9	—	—	—	—	—	—
446	Health & personal care stores . . . . .	463	2 149	9 709	52	21	14	13	4	—	—	—	—	—
4461	Health & personal care stores . . . . .	463	2 149	9 709	52	21	14	13	4	—	—	—	—	—
44611	Pharmacies & drug stores . . . . .	287	1 253	5 747	19	4	2	9	4	—	—	—	—	—
446110	Pharmacies & drug stores . . . . .	287	1 253	5 747	19	4	2	9	4	—	—	—	—	—
447	Gasoline stations . . . . .	477	1 838	7 675	57	13	27	14	3	—	—	—	—	—
4471	Gasoline stations . . . . .	477	1 838	7 675	57	13	27	14	3	—	—	—	—	—
44711	Gasoline stations with convenience stores . . . . .	401	1 565	6 504	46	10	20	14	2	—	—	—	—	—
447110	Gasoline stations with convenience stores . . . . .	401	1 565	6 504	46	10	20	14	2	—	—	—	—	—

Note: Employment-size classes are indicated as follows: A—0 to 19; B—20 to 99; C—100 to 249; E—250 to 499; F—500 to 999; G—1,000 to 2,499; H—2,500 to 4,999; I—5,000 to 9,999; J—10,000 to 24,999; K—25,000 to 49,999; L—50,000 to 99,999; M—100,000 or more.

**Table 6. Counties—Employees, Payroll, and Establishments by Industry: 1999—Con.**

[Excludes most government employees, railroad employees, and self-employed persons. Size class 1 to 4 includes establishments with payroll, but no employees, during mid-March pay period. (D) denotes figures withheld to avoid disclosing data for individual companies; the data are included in broader industry totals. Detailed industries with 100 or more employees are shown if industry was not a (D). For explanation of terms, abbreviations, and data reliability/comparability, see introductory text]

NAICS code	Industry	Number of employees for week including March 12	Payroll (\$1,000)		Total number of establishments	Number of establishments by employment-size class										
			First quarter	Annual		1 to 4	5 to 9	10 to 19	20 to 49	50 to 99	100 to 249	250 to 499	500 to 999	1,000 or more		
<b>44-45</b>	<b>NEWPORT NEWS (IC)—Con.</b>															
	<b>Retail trade—Con.</b>															
448	Clothing & clothing accessories stores .....	805	2 110	9 512	90	22	46	17	4	—	1	—	—	—	—	—
4481	Clothing stores .....	551	1 320	6 191	53	9	28	13	2	—	1	—	—	—	—	—
44811	Men's clothing stores .....	109	389	1 916	14	2	8	4	—	—	—	—	—	—	—	—
448110	Men's clothing stores .....	109	389	1 916	14	2	8	4	—	—	—	—	—	—	—	—
44812	Women's clothing stores .....	189	444	1 853	22	1	14	6	1	—	—	—	—	—	—	—
448120	Women's clothing stores .....	189	444	1 853	22	1	14	6	1	—	—	—	—	—	—	—
44814	Family clothing stores .....	208	356	1 844	8	2	2	2	1	—	1	—	—	—	—	—
448140	Family clothing stores .....	208	356	1 844	8	2	2	2	1	—	1	—	—	—	—	—
4482	Shoe stores .....	155	370	1 446	20	5	11	2	2	—	—	—	—	—	—	—
44821	Shoe stores .....	155	370	1 446	20	5	11	2	2	—	—	—	—	—	—	—
448210	Shoe stores .....	155	370	1 446	20	5	11	2	2	—	—	—	—	—	—	—
451	Sporting goods, hobby, book & music stores .....	443	1 529	6 500	48	22	13	7	4	2	—	—	—	—	—	—
4511	Sporting goods, hobby, musical instrument stores .....	283	1 119	4 882	28	14	5	4	4	1	—	—	—	—	—	—
45111	Sporting goods stores .....	130	459	2 178	12	6	3	1	1	1	—	—	—	—	—	—
451110	Sporting goods stores .....	130	459	2 178	12	6	3	1	1	1	—	—	—	—	—	—
45112	Hobby, toy & game stores .....	111	462	1 834	9	3	1	3	2	—	—	—	—	—	—	—
451120	Hobby, toy & game stores .....	111	462	1 834	9	3	1	3	2	—	—	—	—	—	—	—
4512	Book, periodical & music stores .....	160	410	1 618	20	8	8	3	—	1	—	—	—	—	—	—
45121	Book stores & news dealers .....	117	291	1 178	12	4	5	2	—	1	—	—	—	—	—	—
451211	Book stores .....	100	254	1 026	7	2	2	2	—	1	—	—	—	—	—	—
452	General merchandise stores .....	1 786	6 279	25 722	29	5	10	3	2	3	5	1	—	—	—	—
4521	Department stores .....	1 431	4 905	20 288	9	—	—	—	1	3	4	1	—	—	—	—
45211	Department stores .....	1 431	4 905	20 288	9	—	—	—	—	3	4	1	—	—	—	—
452110	Department stores .....	1 431	4 905	20 288	9	—	—	—	—	3	4	1	—	—	—	—
4529	Other general merchandise stores .....	355	1 374	5 434	20	5	10	3	1	—	1	—	—	—	—	—
45291	Warehouse clubs & superstores .....	(C)	(D)	(D)	1	—	—	—	—	—	1	—	—	—	—	—
45299	All other general merchandise stores .....	(C)	(D)	(D)	19	5	10	3	1	—	—	—	—	—	—	—
453	Miscellaneous store retailers .....	572	1 672	7 376	70	27	27	11	4	1	—	—	—	—	—	—
4532	Office supplies, stationery & gift stores .....	183	481	2 363	22	9	10	1	1	1	—	—	—	—	—	—
45322	Gift, novelty & souvenir stores .....	(C)	(D)	(D)	20	8	10	1	1	—	—	—	—	—	—	—
4533	Used merchandise stores .....	106	253	1 131	13	6	3	3	1	—	—	—	—	—	—	—
45331	Used merchandise stores .....	106	253	1 131	13	6	3	3	1	—	—	—	—	—	—	—
453310	Used merchandise stores .....	106	253	1 131	13	6	3	3	1	—	—	—	—	—	—	—
4539	Other miscellaneous store retailers .....	197	675	2 878	26	9	9	7	1	—	—	—	—	—	—	—
454	Nonstore retailers .....	508	1 751	7 751	27	16	4	4	2	—	—	1	—	—	—	—
4543	Direct selling establishments .....	442	1 511	6 742	16	8	3	4	—	—	—	—	1	—	—	—
45439	Other direct selling establishments .....	403	1 321	5 844	10	5	2	2	—	—	—	—	—	—	—	—
454390	Other direct selling establishments .....	403	1 321	5 844	10	5	2	2	—	—	—	—	—	—	—	—
<b>48-49</b>	<b>Transportation &amp; warehousing</b> .....	<b>1 153</b>	<b>8 112</b>	<b>33 008</b>	<b>84</b>	<b>45</b>	<b>13</b>	<b>7</b>	<b>15</b>	<b>2</b>	<b>2</b>	<b>—</b>	<b>—</b>	<b>—</b>	<b>—</b>	<b>—</b>
481	Air transportation .....	201	1 424	6 652	4	—	1	—	2	—	1	—	—	—	—	—
4812	Nonscheduled air transportation .....	(C)	(D)	(D)	1	—	—	—	—	—	1	—	—	—	—	—
48121	Nonscheduled air transportation .....	(C)	(D)	(D)	1	—	—	—	—	—	1	—	—	—	—	—
484	Truck transportation .....	244	893	4 457	32	22	3	2	5	—	—	—	—	—	—	—
4842	Specialized freight trucking .....	224	827	4 056	19	10	2	2	5	—	—	—	—	—	—	—
48421	Used household & office goods moving .....	209	758	3 821	10	1	2	2	5	—	—	—	—	—	—	—
484210	Used household & office goods moving .....	209	758	3 821	10	1	2	2	5	—	—	—	—	—	—	—
488	Transportation support activities .....	548	5 144	19 266	25	8	6	3	5	2	1	—	—	—	—	—
4883	Water transportation support activities .....	400	4 368	15 690	8	1	1	1	2	2	1	—	—	—	—	—
48831	Port & harbor operations .....	299	3 823	13 235	5	—	1	—	2	1	1	—	—	—	—	—
488310	Port & harbor operations .....	299	3 823	13 235	5	—	1	—	2	1	1	—	—	—	—	—
<b>51</b>	<b>Information</b> .....	<b>2 577</b>	<b>16 746</b>	<b>70 887</b>	<b>39</b>	<b>13</b>	<b>8</b>	<b>6</b>	<b>5</b>	<b>3</b>	<b>1</b>	<b>1</b>	<b>1</b>	<b>1</b>	<b>1</b>	<b>1</b>
511	Publishing industries .....	692	5 764	26 183	9	3	1	3	—	1	—	—	1	—	—	—
5111	Newspaper, periodical, book, database publishers .....	(F)	(D)	(D)	4	2	1	—	—	—	—	—	—	—	1	—
51111	Newspaper publishers .....	(F)	(D)	(D)	2	1	—	—	—	—	—	—	—	—	1	—
5112	Software publishers .....	(C)	(D)	(D)	5	1	—	3	—	1	—	—	—	—	—	—
51121	Software publishers .....	(C)	(D)	(D)	5	1	—	3	—	1	—	—	—	—	—	—
513	Broadcasting & telecommunications .....	1 721	10 544	42 793	22	7	6	2	3	1	1	1	—	—	—	1
5133	Telecommunications .....	(G)	(D)	(D)	21	7	6	1	3	1	1	1	—	—	—	1
51331	Wired telecommunications carriers .....	1 630	9 976	40 725	15	3	5	1	3	—	1	1	—	—	—	1
513310	Wired telecommunications carriers .....	1 630	9 976	40 725	15	3	5	1	3	—	1	1	—	—	—	1
<b>52</b>	<b>Finance &amp; insurance</b> .....	<b>2 040</b>	<b>18 468</b>	<b>70 432</b>	<b>246</b>	<b>135</b>	<b>57</b>	<b>34</b>	<b>15</b>	<b>2</b>	<b>3</b>	<b>—</b>	<b>—</b>	<b>—</b>	<b>—</b>	<b>—</b>
522	Credit intermediation & related activities .....	1 214	9 942	36 793	115	37	42	24	10	—	2	—	—	—	—	—
5221	Depository credit intermediation .....	848	6 163	22 093	69	19	27	15	6	—	2	—	—	—	—	—
52211	Commercial banking .....	435	3 499	11 615	51	15	24	7	5	—	—	—	—	—	—	—
522110	Commercial banking .....	435	3 499	11 615	51	15	24	7	5	—	—	—	—	—	—	—
52213	Credit unions .....	390	2 473	9 668	14	3	1	7	1	—	2	—	—	—	—	—
522130	Credit unions .....	390	2 473	9 668	14	3	1	7	1	—	2	—	—	—	—	—
5222	Nondepository credit intermediation .....	336	3 418	13 451	35	10	12	9	4	—	—	—	—	—	—	—
52229	Other nondepository credit intermediation .....	310	3 218	12 653	31	8	11	8	4	—	—	—	—	—	—	—
522292	Real estate credit .....	276	3 010	11 747	21	2	7	8	4	—	—	—	—	—	—	—
523	Security, commodity contracts & like activity .....	(C)	(D)	(D)	15	10	1	1	3	—	—	—	—	—	—	—
5231	Scrt'y & comdty contracts intermed & brokerage .....	(C)	(D)	(D)	7	2	1	1	3	—	—	—	—	—	—	—
52312	Securities brokerage .....	(C)	(D)	(D)	7	2	1	1	3	—	—	—	—	—	—	—

Note: Employment-size classes are indicated as follows: A—0 to 19; B—20 to 99; C—100 to 249; E—250 to 499; F—500 to 2,499; G—1,000 to 2,499; H—2,500 to 4,999; I—5,000 to 9,999; J—10,000 to 24,999; K—25,000 to 49,999; L—50,000 to 99,999; M—100,000 or more.

Table 6. Counties—Employees, Payroll, and Establishments by Industry: 1999—Con.

[Excludes most government employees, railroad employees, and self-employed persons. Size class 1 to 4 includes establishments with payroll, but no employees, during mid-March pay period. (D) denotes figures withheld to avoid disclosing data for individual companies; the data are included in broader industry totals. Detailed industries with 100 or more employees are shown if industry was not a (D). For explanation of terms, abbreviations, and data reliability/comparability, see introductory text]

NAICS code	Industry	Number of employees for week including March 12	Payroll (\$1,000)		Total number of establishments	Number of establishments by employment-size class										
			First quarter	Annual		1 to 4	5 to 9	10 to 19	20 to 49	50 to 99	100 to 249	250 to 499	500 to 999	1,000 or more		
<b>52</b>	<b>NEWPORT NEWS (IC)—Con.</b>															
	<b>Finance &amp; insurance—Con.</b>															
524	Insurance carriers & related activities .....	688	5 959	23 427	113	87	12	9	2	2	1	—	—	—	—	—
5241	Insurance carriers .....	397	3 756	15 408	31	23	1	2	2	2	1	—	—	—	—	—
52411	Direct life, health, medical insurance carriers .....	213	2 170	8 708	8	4	1	—	2	—	1	—	—	—	—	—
52412	Other direct insurance carriers (C) .....	—	(D)	(D)	22	18	—	2	—	2	—	—	—	—	—	—
5242	Agencies & other insurance related activities ...	291	2 203	8 019	82	64	11	7	—	—	—	—	—	—	—	—
52421	Insurance agencies & brokerages .....	278	2 145	7 785	75	57	11	7	—	—	—	—	—	—	—	—
524210	Insurance agencies & brokerages .....	278	2 145	7 785	75	57	11	7	—	—	—	—	—	—	—	—
<b>53</b>	<b>Real estate &amp; rental &amp; leasing .....</b>	<b>1 954</b>	<b>10 513</b>	<b>46 463</b>	<b>223</b>	<b>127</b>	<b>55</b>	<b>34</b>	<b>5</b>	<b>1</b>	—	—	—	<b>1</b>	—	—
531	Real estate .....	1 045	5 336	23 117	186	120	38	22	5	1	—	—	—	—	—	—
5311	Lessors of real estate .....	477	1 684	7 575	82	48	20	13	—	1	—	—	—	—	—	—
53111	Lessors of residential buildings & dwellings ...	379	1 291	5 746	51	22	17	11	—	1	—	—	—	—	—	—
531110	Lessors of residential buildings & dwellings ..	379	1 291	5 746	51	22	17	11	—	1	—	—	—	—	—	—
5312	Offices of real estate agents & brokers .....	223	1 193	5 500	55	41	8	5	1	—	—	—	—	—	—	—
53121	Offices of real estate agents & brokers .....	223	1 193	5 500	55	41	8	5	1	—	—	—	—	—	—	—
531210	Offices of real estate agents & brokers .....	223	1 193	5 500	55	41	8	5	1	—	—	—	—	—	—	—
5313	Activities related to real estate .....	345	2 459	10 042	49	31	10	4	4	—	—	—	—	—	—	—
53131	Real estate property managers .....	301	2 170	8 583	34	19	8	3	4	—	—	—	—	—	—	—
531311	Residential property managers .....	244	1 910	7 568	31	18	7	3	3	—	—	—	—	—	—	—
532	Rental & leasing services .....	909	5 177	23 346	37	7	17	12	—	—	—	—	—	—	—	—
5321	Automotive equipment rental & leasing .....	(F)	(D)	(D)	8	1	4	2	—	—	—	—	—	—	—	—
53211	Passenger car rental & leasing .....	(F)	(D)	(D)	5	1	1	2	—	—	—	—	—	—	—	—
5322	Consumer goods rental .....	163	498	2 080	20	5	7	8	—	—	—	—	—	—	—	—
53223	Video tape & disc rental .....	125	301	1 297	13	2	3	8	—	—	—	—	—	—	—	—
532230	Video tape & disc rental .....	125	301	1 297	13	2	3	8	—	—	—	—	—	—	—	—
<b>54</b>	<b>Professional, scientific &amp; technical services .....</b>	<b>4 495</b>	<b>35 423</b>	<b>163 801</b>	<b>325</b>	<b>184</b>	<b>58</b>	<b>43</b>	<b>22</b>	<b>10</b>	<b>6</b>	<b>1</b>	<b>1</b>	—	—	—
541	Professional, scientific & technical services .....	4 495	35 423	163 801	325	184	58	43	22	10	6	1	1	—	—	—
5411	Legal services .....	514	3 489	16 310	95	62	17	12	3	1	—	—	—	—	—	—
54111	Offices of lawyers .....	490	3 370	15 875	88	57	16	11	3	1	—	—	—	—	—	—
541110	Offices of lawyers .....	490	3 370	15 875	88	57	16	11	3	1	—	—	—	—	—	—
5412	Accounting, tax prep, bookkeep, payroll services .....	653	2 394	9 484	57	37	8	5	4	1	2	—	—	—	—	—
54121	Accounting, tax prep, bookkeep, payroll services .....	653	2 394	9 484	57	37	8	5	4	1	2	—	—	—	—	—
541211	Offices of certified public accountants .....	172	1 343	5 761	25	16	4	3	2	—	—	—	—	—	—	—
5413	Architectural, engineering & related services ...	1 240	11 809	52 326	56	16	11	14	8	5	2	—	—	—	—	—
54133	Engineering services .....	1 014	10 201	45 243	28	7	—	10	4	5	2	—	—	—	—	—
541330	Engineering services .....	1 014	10 201	45 243	28	7	—	10	4	5	2	—	—	—	—	—
5415	Computer systems design & related services ...	586	6 486	28 715	36	21	5	5	3	—	1	1	—	—	—	—
54151	Computer systems design & related services ...	586	6 486	28 715	36	21	5	5	3	—	1	1	—	—	—	—
541511	Custom computer programming services ...	475	5 341	23 366	19	10	5	1	1	—	1	1	—	—	—	—
5416	Management, sci & tech consulting services .....	184	1 240	5 207	28	20	5	2	—	1	—	—	—	—	—	—
54161	Management consulting services .....	136	921	3 762	19	15	2	1	—	1	—	—	—	—	—	—
541611	Admin & gen management consulting services .....	112	655	2 740	10	8	—	1	—	1	—	—	—	—	—	—
5417	Scientific R&D services .....	847	8 336	44 417	8	1	3	—	1	2	—	—	—	—	—	—
54171	R&D in physical, engineering & life sciences..	847	8 336	44 417	8	1	3	—	1	2	—	—	—	—	—	—
541710	R&D in physical, engineering & life sciences .....	847	8 336	44 417	8	1	3	—	1	2	—	—	—	—	—	—
5419	Oth professional, scientific, technical services ...	414	1 496	6 368	25	13	4	4	3	—	1	—	—	—	—	—
54191	Marketing research & public opinion polling (C) ..	—	(D)	(D)	2	1	—	—	—	—	1	—	—	—	—	—
54194	Veterinary services .....	152	720	3 314	10	1	2	4	3	—	—	—	—	—	—	—
541940	Veterinary services .....	152	720	3 314	10	1	2	4	3	—	—	—	—	—	—	—
<b>55</b>	<b>Management of companies &amp; enterprises .....</b>	<b>1 254</b>	<b>16 930</b>	<b>79 739</b>	<b>18</b>	<b>5</b>	<b>4</b>	<b>2</b>	<b>3</b>	<b>1</b>	<b>2</b>	—	—	<b>1</b>	—	—
551	Management of companies & enterprises .....	1 254	16 930	79 739	18	5	4	2	3	1	2	—	—	1	—	—
5511	Management of companies & enterprises .....	1 254	16 930	79 739	18	5	4	2	3	1	2	—	—	1	—	—
55111	Management of companies & enterprises .....	1 254	16 930	79 739	18	5	4	2	3	1	2	—	—	1	—	—
<b>56</b>	<b>Admin, support, waste mgt, remediation services .....</b>	<b>9 026</b>	<b>30 418</b>	<b>139 159</b>	<b>220</b>	<b>97</b>	<b>36</b>	<b>33</b>	<b>19</b>	<b>13</b>	<b>11</b>	<b>7</b>	<b>4</b>	—	—	—
561	Administrative & support services .....	9 022	30 394	138 941	216	93	36	33	19	13	11	7	4	—	—	—
5613	Employment services .....	4 439	14 838	67 213	37	3	6	1	5	9	7	4	2	—	—	—
56132	Temporary help services .....	3 317	10 761	49 682	31	2	5	—	5	8	7	3	1	—	—	—
561320	Temporary help services .....	3 317	10 761	49 682	31	2	5	—	5	8	7	3	1	—	—	—
56133	Employee leasing services .....	—	(D)	(D)	2	—	—	—	—	—	—	1	1	—	—	—
5614	Business support services .....	1 938	6 903	30 106	11	2	4	2	—	—	—	—	1	2	—	—
56142	Telephone call centers .....	1 891	6 651	28 713	4	—	1	—	—	—	—	—	1	2	—	—
5615	Travel arrangement & reservation services .....	337	1 308	6 374	17	9	4	3	—	—	—	—	1	—	—	—
56151	Travel agencies .....	—	(D)	(D)	15	8	3	3	—	—	—	—	1	—	—	—
5616	Investigation & security services .....	494	1 554	6 668	21	9	2	4	3	2	1	—	—	—	—	—
56161	Investigation, guard & armored car services ...	451	1 357	5 789	13	4	1	2	3	2	1	—	—	—	—	—
561612	Security guards & patrol services .....	411	1 276	5 434	8	2	—	1	2	2	1	—	—	—	—	—
5617	Services to buildings & dwellings .....	1 165	3 329	16 844	108	57	19	18	11	1	2	—	—	—	—	—
56171	Exterminating & pest control services .....	189	1 027	5 825	14	4	2	5	3	—	—	—	—	—	—	—
561710	Exterminating & pest control services .....	189	1 027	5 825	14	4	2	5	3	—	—	—	—	—	—	—
56172	Janitorial services .....	806	1 768	8 545	49	19	12	7	8	1	2	—	—	—	—	—
561720	Janitorial services .....	806	1 768	8 545	49	19	12	7	8	1	2	—	—	—	—	—
56173	Landscaping services .....	156	505	2 348	36	25	5	6	—	—	—	—	—	—	—	—
561730	Landscaping services .....	156	505	2 348	36	25	5	6	—	—	—	—	—	—	—	—
5619	Other support services .....	581	2 027	9 499	10	5	—	2	—	1	1	1	—	—	—	—
56199	All other support services .....	(F)	(D)	(D)	8	5	—	1	—	—	—	—	—	—	—	—

Note: Employment-size classes are indicated as follows: A—0 to 19; B—20 to 99; C—100 to 249; E—250 to 499; F—500 to 999; G—1,000 to 2,499; H—2,500 to 4,999; I—5,000 to 9,999; J—10,000 to 24,999; K—25,000 to 49,999; L—50,000 to 99,999; M—100,000 or more.

**Table 6. Counties—Employees, Payroll, and Establishments by Industry: 1999—Con.**

[Excludes most government employees, railroad employees, and self-employed persons. Size class 1 to 4 includes establishments with payroll, but no employees, during mid-March pay period. (D) denotes figures withheld to avoid disclosing data for individual companies; the data are included in broader industry totals. Detailed industries with 100 or more employees are shown if industry was not a (D). For explanation of terms, abbreviations, and data reliability/comparability, see introductory text]

NAICS code	Industry	Number of employees for week including March 12	Payroll (\$1,000)		Total number of establishments	Number of establishments by employment-size class									
			First quarter	Annual		1 to 4	5 to 9	10 to 19	20 to 49	50 to 99	100 to 249	250 to 499	500 to 999	1,000 or more	
<b>NEWPORT NEWS (IC)—Con.</b>															
<b>61</b>	<b>Educational services</b>	<b>546</b>	<b>2 231</b>	<b>9 308</b>	<b>36</b>	<b>15</b>	<b>8</b>	<b>3</b>	<b>7</b>	<b>3</b>	—	—	—	—	
611	Educational services	546	2 231	9 308	36	15	8	3	7	3	—	—	—	—	
6111	Elementary & secondary schools	349	1 455	6 094	12	1	3	1	4	3	—	—	—	—	
61111	Elementary & secondary schools	349	1 455	6 094	12	1	3	1	4	3	—	—	—	—	
611110	Elementary & secondary schools	349	1 455	6 094	12	1	3	1	4	3	—	—	—	—	
<b>62</b>	<b>Health care and social assistance</b>	<b>10 122</b>	<b>62 934</b>	<b>281 086</b>	<b>342</b>	<b>128</b>	<b>102</b>	<b>55</b>	<b>34</b>	<b>9</b>	<b>9</b>	<b>1</b>	<b>3</b>	<b>1</b>	
621	Ambulatory health care services	3 079	29 426	134 992	264	110	87	40	19	6	1	—	1	—	
6211	Offices of physicians	1 815	21 978	103 006	101	37	27	24	9	2	1	—	1	—	
62111	Offices of physicians	1 815	21 978	103 006	101	37	27	24	9	2	1	—	1	—	
621111	Offices of physicians (exc mental health)	1 783	21 750	101 912	97	36	25	23	9	2	1	—	1	—	
6212	Offices of dentists	521	3 251	13 902	92	35	48	8	1	—	—	—	—	—	
62121	Offices of dentists	521	3 251	13 902	92	35	48	8	1	—	—	—	—	—	
621210	Offices of dentists	521	3 251	13 902	92	35	48	8	1	—	—	—	—	—	
6213	Offices of other health practitioners	246	1 360	6 847	42	27	5	8	2	—	—	—	—	—	
62134	Offices of PT, OT, speech therapy & audiology	115	683	3 724	6	1	—	3	2	—	—	—	—	—	
621340	Offices of PT, OT, speech therapy & audiology	115	683	3 724	6	1	—	3	2	—	—	—	—	—	
6214	Outpatient care centers	349	2 247	8 825	15	4	3	—	5	3	—	—	—	—	
62149	Other outpatient care centers	275	1 979	7 771	11	2	3	—	3	3	—	—	—	—	
621498	All other outpatient care centers	141	972	3 436	6	2	2	—	—	2	—	—	—	—	
622	Hospitals	(H)	(D)	(D)	5	—	—	—	—	—	2	—	2	1	
6221	General medical & surgical hospitals	4 221	23 118	101 328	3	—	—	—	—	—	—	—	2	1	
62211	General medical & surgical hospitals	4 221	23 118	101 328	3	—	—	—	—	—	—	—	2	1	
622110	General medical & surgical hospitals	4 221	23 118	101 328	3	—	—	—	—	—	—	—	2	1	
6222	Psychiatric & substance abuse hospitals	(C)	(D)	(D)	1	—	—	—	—	—	1	—	—	—	
62221	Psychiatric & substance abuse hospitals	(C)	(D)	(D)	1	—	—	—	—	—	1	—	—	—	
6223	Other specialty hospitals	(C)	(D)	(D)	1	—	—	—	—	—	1	—	—	—	
62231	Other specialty hospitals	(C)	(D)	(D)	1	—	—	—	—	—	1	—	—	—	
623	Nursing & residential care facilities	1 550	5 688	24 726	16	—	1	5	2	2	5	1	—	—	
6231	Nursing care facilities	1 175	4 412	19 223	7	—	1	—	1	—	4	1	—	—	
62311	Nursing care facilities	1 175	4 412	19 223	7	—	1	—	1	—	4	1	—	—	
623110	Nursing care facilities	1 175	4 412	19 223	7	—	1	—	1	—	4	1	—	—	
6233	Community care facilities for the elderly	(E)	(D)	(D)	7	—	—	3	1	2	1	—	—	—	
62331	Community care facilities for the elderly	(E)	(D)	(D)	7	—	—	3	1	2	1	—	—	—	
623311	Continuing care retirement communities	272	959	4 092	3	—	—	—	—	2	1	—	—	—	
624	Social assistance	(F)	(D)	(D)	57	18	14	10	13	1	1	—	—	—	
6241	Individual & family services	396	1 385	5 824	15	6	3	1	3	1	1	—	—	—	
62419	Other individual & family services	246	886	3 736	8	4	2	—	1	—	—	—	—	—	
624190	Other individual & family services	246	886	3 736	8	4	2	—	1	—	—	—	—	—	
6244	Child day care services	406	1 010	4 114	32	8	8	7	9	—	—	—	—	—	
62441	Child day care services	406	1 010	4 114	32	8	8	7	9	—	—	—	—	—	
624410	Child day care services	406	1 010	4 114	32	8	8	7	9	—	—	—	—	—	
<b>71</b>	<b>Arts, entertainment &amp; recreation</b>	<b>988</b>	<b>3 019</b>	<b>13 630</b>	<b>45</b>	<b>21</b>	<b>5</b>	<b>5</b>	<b>7</b>	<b>5</b>	<b>2</b>	—	—	—	
712	Museums, historical sites & like institutions	207	1 068	4 567	3	—	—	1	—	1	1	—	—	—	
7121	Museums, historical sites & like institutions	207	1 068	4 567	3	—	—	1	—	1	1	—	—	—	
71211	Museums	207	1 068	4 567	3	—	—	1	—	1	1	—	—	—	
712110	Museums	207	1 068	4 567	3	—	—	1	—	1	1	—	—	—	
713	Amusement, gambling & recreation industries	766	1 928	8 964	37	17	4	4	7	4	1	—	—	—	
7139	Other amusement & recreation industries	(F)	(D)	(D)	35	16	4	4	6	4	1	—	—	—	
71391	Golf courses & country clubs	(C)	(D)	(D)	3	1	—	—	—	2	—	—	—	—	
71394	Fitness & recreational sports centers	432	899	3 909	19	10	2	2	2	2	1	—	—	—	
713940	Fitness & recreational sports centers	432	899	3 909	19	10	2	2	2	2	1	—	—	—	
71399	All other amusement & recreation industries	100	328	1 844	9	3	2	2	2	—	—	—	—	—	
713990	All other amusement & recreation industries	100	328	1 844	9	3	2	2	2	—	—	—	—	—	
<b>72</b>	<b>Accommodation &amp; food services</b>	<b>5 809</b>	<b>12 967</b>	<b>55 197</b>	<b>307</b>	<b>84</b>	<b>52</b>	<b>69</b>	<b>75</b>	<b>23</b>	<b>4</b>	—	—	—	
721	Accommodation	710	2 141	9 487	39	13	6	8	10	1	1	—	—	—	
7211	Traveler accommodation	710	2 141	9 487	39	13	6	8	10	1	1	—	—	—	
72111	Hotels (exc casino hotels) & motels	(F)	(D)	(D)	38	12	6	8	10	1	1	—	—	—	
722	Food services & drinking places	5 099	10 826	45 710	268	71	46	61	65	22	3	—	—	—	
7221	Full-service restaurants	2 356	5 529	23 538	118	30	20	34	20	11	3	—	—	—	
72211	Full-service restaurants	2 356	5 529	23 538	118	30	20	34	20	11	3	—	—	—	
722110	Full-service restaurants	2 356	5 529	23 538	118	30	20	34	20	11	3	—	—	—	
7222	Limited-service eating places	2 505	4 793	19 910	123	31	18	23	40	11	—	—	—	—	
72221	Limited-service eating places	2 505	4 793	19 910	123	31	18	23	40	11	—	—	—	—	
722211	Limited-service restaurants	2 362	4 417	18 452	110	28	13	20	38	11	—	—	—	—	
7224	Drinking places (alcoholic beverages)	145	245	1 188	15	5	4	3	3	—	—	—	—	—	
72241	Drinking places (alcoholic beverages)	145	245	1 188	15	5	4	3	3	—	—	—	—	—	
722410	Drinking places (alcoholic beverages)	145	245	1 188	15	5	4	3	3	—	—	—	—	—	

Note: Employment-size classes are indicated as follows: A—0 to 19; B—20 to 99; C—100 to 249; E—250 to 499; F—500 to 999; G—1,000 to 2,499; H—2,500 to 4,999; I—5,000 to 9,999; J—10,000 to 24,999; K—25,000 to 49,999; L—50,000 to 99,999; M—100,000 or more.

**Table 6. Counties—Employees, Payroll, and Establishments by Industry: 1999—Con.**

[Excludes most government employees, railroad employees, and self-employed persons. Size class 1 to 4 includes establishments with payroll, but no employees, during mid-March pay period. (D) denotes figures withheld to avoid disclosing data for individual companies; the data are included in broader industry totals. Detailed industries with 100 or more employees are shown if industry was not a (D). For explanation of terms, abbreviations, and data reliability/comparability, see introductory text]

NAICS code	Industry	Number of employees for week including March 12	Payroll (\$1,000)		Total number of establishments	Number of establishments by employment-size class									
			First quarter	Annual		1 to 4	5 to 9	10 to 19	20 to 49	50 to 99	100 to 249	250 to 499	500 to 999	1,000 or more	
<b>NEWPORT NEWS (IC)—Con.</b>															
<b>81</b>	<b>Other services (except public administration)</b>	<b>3 740</b>	<b>14 383</b>	<b>63 349</b>	<b>470</b>	<b>249</b>	<b>127</b>	<b>54</b>	<b>31</b>	<b>8</b>	<b>1</b>	—	—	—	
811	Repair & maintenance	1 128	6 394	28 100	147	84	37	15	9	1	1	—	—	—	
8111	Automotive repair & maintenance	655	3 332	14 622	103	57	27	11	8	—	—	—	—	—	
81111	Automotive mechanical & electrical R&M	356	1 786	7 824	69	41	21	3	4	—	—	—	—	—	
811111	General automotive repair	177	922	3 991	47	33	12	2	—	—	—	—	—	—	
81112	Automotive body, paint, interior & glass repair	162	992	4 237	17	6	4	5	2	—	—	—	—	—	
81119	Other automotive R&M	137	554	2 561	17	10	2	3	2	—	—	—	—	—	
8113	Commercial equipment (exc auto & elec) R&M	149	1 097	5 053	13	7	3	2	—	1	—	—	—	—	
81131	Commercial equipment (exc auto & elec) R&M	149	1 097	5 053	13	7	3	2	—	1	—	—	—	—	
811310	Commercial equipment (exc auto & elec) R&M	149	1 097	5 053	13	7	3	2	—	1	—	—	—	—	
8114	Personal & household goods R&M	254	1 502	6 612	24	16	7	—	—	—	1	—	—	—	
81149	Other personal & household goods R&M	217	1 349	5 996	12	8	3	—	—	—	1	—	—	—	
811490	Other personal & household goods R&M	217	1 349	5 996	12	8	3	—	—	—	1	—	—	—	
812	Personal & laundry services	1 115	3 599	16 712	150	82	40	18	7	3	—	—	—	—	
8121	Personal care services	456	1 264	5 497	85	50	24	8	3	—	—	—	—	—	
81211	Hair, nail & skin care services	375	1 158	4 973	75	44	23	6	2	—	—	—	—	—	
812112	Beauty salons	337	1 017	4 334	66	37	22	5	2	—	—	—	—	—	
8122	Death care services	178	805	3 654	11	1	6	1	2	1	—	—	—	—	
81221	Funeral homes (C)	(D)	(D)	(D)	9	—	6	1	2	—	—	—	—	—	
8123	Drycleaning & laundry services	351	1 172	5 194	29	13	9	3	2	2	—	—	—	—	
81232	Drycleaning & laundry services (exc coin-op)	202	554	2 442	19	10	4	2	2	1	—	—	—	—	
812320	Drycleaning & laundry services (exc coin-op)	202	554	2 442	19	10	4	2	2	1	—	—	—	—	
8129	Other personal services	130	358	2 367	25	18	1	6	—	—	—	—	—	—	
81293	Parking lots & garages (C)	(D)	(D)	(D)	15	10	—	5	—	—	—	—	—	—	
813	Religious, grantmaking, civic, prof & like organizations	1 497	4 390	18 537	173	83	50	21	15	4	—	—	—	—	
8131	Religious organizations	1 187	3 100	13 022	124	52	40	16	13	3	—	—	—	—	
81311	Religious organizations	1 187	3 100	13 022	124	52	40	16	13	3	—	—	—	—	
813110	Religious organizations	1 187	3 100	13 022	124	52	40	16	13	3	—	—	—	—	
8139	Business, labor, political, like organizations	146	481	1 952	23	15	6	1	—	1	—	—	—	—	
81393	Labor unions & similar labor organizations	118	306	1 102	7	2	3	1	—	1	—	—	—	—	
813930	Labor unions & similar labor organizations	118	306	1 102	7	2	3	1	—	1	—	—	—	—	
<b>95</b>	<b>Auxiliaries (exc corporate, subsidiary &amp; regional mgt)</b>	<b>37</b>	<b>251</b>	<b>1 059</b>	<b>3</b>	<b>1</b>	<b>1</b>	<b>—</b>	<b>1</b>	<b>—</b>	<b>—</b>	<b>—</b>	<b>—</b>	<b>—</b>	
<b>99</b>	<b>Unclassified establishments</b>	<b>(B)</b>	<b>(D)</b>	<b>(D)</b>	<b>33</b>	<b>30</b>	<b>3</b>	<b>—</b>	<b>—</b>	<b>—</b>	<b>—</b>	<b>—</b>	<b>—</b>	<b>—</b>	
<b>NORFOLK (IC)</b>															
	<b>Total</b>	<b>116 011</b>	<b>768 769</b>	<b>3 296 463</b>	<b>5 378</b>	<b>2 332</b>	<b>1 161</b>	<b>827</b>	<b>638</b>	<b>224</b>	<b>131</b>	<b>44</b>	<b>13</b>	<b>8</b>	
<b>11</b>	<b>Forestry, fishing, hunting, and agriculture support</b>	<b>(B)</b>	<b>(D)</b>	<b>(D)</b>	<b>2</b>	<b>1</b>	<b>—</b>	<b>—</b>	<b>1</b>	<b>—</b>	<b>—</b>	<b>—</b>	<b>—</b>	<b>—</b>	
<b>22</b>	<b>Utilities</b>	<b>(F)</b>	<b>(D)</b>	<b>(D)</b>	<b>5</b>	<b>—</b>	<b>—</b>	<b>3</b>	<b>—</b>	<b>—</b>	<b>—</b>	<b>2</b>	<b>—</b>	<b>—</b>	
221	Utilities	(F)	(D)	(D)	5	—	—	3	—	—	—	2	—	—	
2211	Elec pwr generation, transmsn & distribution	(E)	(D)	(D)	2	—	—	1	—	—	—	1	—	—	
22112	Electric pwr transmsn, control & distribution	(E)	(D)	(D)	2	—	—	1	—	—	—	1	—	—	
2212	Natural gas distribution	(E)	(D)	(D)	2	—	—	1	—	—	—	1	—	—	
22121	Natural gas distribution	(E)	(D)	(D)	2	—	—	1	—	—	—	1	—	—	
<b>23</b>	<b>Construction</b>	<b>5 511</b>	<b>36 999</b>	<b>165 585</b>	<b>379</b>	<b>181</b>	<b>71</b>	<b>61</b>	<b>37</b>	<b>21</b>	<b>6</b>	<b>2</b>	<b>—</b>	<b>—</b>	
233	Building, developing & general contracting	1 760	13 017	54 244	110	65	17	13	5	7	1	2	—	—	
2332	Residential building construction	368	1 780	7 931	68	48	12	4	2	2	—	—	—	—	
23321	Single-family housing construction	328	1 603	7 168	62	44	11	4	1	2	—	—	—	—	
233210	Single-family housing construction	328	1 603	7 168	62	44	11	4	1	2	—	—	—	—	
2333	Nonresidential building construction	1 378	11 118	45 820	36	12	4	9	3	5	1	2	—	—	
23332	Commercial & institutional bldg construction	1 342	10 873	44 431	31	10	3	7	3	5	1	2	—	—	
233320	Commercial & institutional bldg construction	1 342	10 873	44 431	31	10	3	7	3	5	1	2	—	—	
234	Heavy construction	460	3 115	14 198	19	5	—	7	5	1	1	—	—	—	
2349	Other heavy construction	372	2 428	10 991	14	3	—	7	2	1	1	—	—	—	
23491	Water, sewer & pipeline construction	237	1 697	7 845	4	—	—	1	1	1	1	—	—	—	
234910	Water, sewer & pipeline construction	237	1 697	7 845	4	—	—	1	1	1	1	—	—	—	
235	Special trade contractors	3 291	20 867	97 143	250	111	54	41	27	13	4	—	—	—	
2351	Plumbing, heating & AC contractor	758	5 017	24 866	63	27	15	7	11	2	1	—	—	—	
23511	Plumbing, heating & AC contractor	758	5 017	24 866	63	27	15	7	11	2	1	—	—	—	
235110	Plumbing, heating & AC contractor	758	5 017	24 866	63	27	15	7	11	2	1	—	—	—	
2352	Painting & wall covering contractors	318	1 756	8 174	25	15	4	2	1	3	—	—	—	—	
23521	Painting & wall covering contractors	318	1 756	8 174	25	15	4	2	1	3	—	—	—	—	
235210	Painting & wall covering contractors	318	1 756	8 174	25	15	4	2	1	3	—	—	—	—	
2353	Electrical contractors	459	4 058	16 690	30	11	7	6	4	1	1	—	—	—	
23531	Electrical contractors	459	4 058	16 690	30	11	7	6	4	1	1	—	—	—	
235310	Electrical contractors	459	4 058	16 690	30	11	7	6	4	1	1	—	—	—	

Note: Employment-size classes are indicated as follows: A—0 to 19; B—20 to 99; C—100 to 249; E—250 to 499; F—500 to 2,499; G—1,000 to 2,499; H—2,500 to 4,999; I—5,000 to 9,999; J—10,000 to 24,999; K—25,000 to 49,999; L—50,000 to 99,999; M—100,000 or more.



**Table 6. Counties—Employees, Payroll, and Establishments by Industry: 1999—Con.**

[Excludes most government employees, railroad employees, and self-employed persons. Size class 1 to 4 includes establishments with payroll, but no employees, during mid-March pay period. (D) denotes figures withheld to avoid disclosing data for individual companies; the data are included in broader industry totals. Detailed industries with 100 or more employees are shown if industry was not a (D). For explanation of terms, abbreviations, and data reliability/comparability, see introductory text]

NAICS code	Industry	Number of employees for week including March 12	Payroll (\$1,000)		Total number of establishments	Number of establishments by employment-size class																				
			First quarter	Annual		1 to 4	5 to 9	10 to 19	20 to 49	50 to 99	100 to 249	250 to 499	500 to 999	1,000 or more												
<b>NORFOLK (IC)—Con.</b>																										
<b>23 Construction—Con.</b>																										
Special trade contractors—Con.																										
235	Masonry, drywall, insulation, tile contractors . . .	442	2 197	10 596	26	9	6	6	3	1	1	—	—	—	—	—										
23541	Masonry & stone contractors . . . . .	312	1 420	7 323	14	5	3	4	—	1	1	—	—	—	—	—										
235410	Masonry & stone contractors . . . . .	312	1 420	7 323	14	5	3	4	—	1	1	—	—	—	—	—										
23542	Drywall, acoustical & insulation contractors . . .	117	716	2 970	9	2	3	1	3	—	—	—	—	—	—	—										
235420	Drywall, acoustical & insulation contractors .	117	716	2 970	9	2	3	1	3	—	—	—	—	—	—	—										
2355	Carpentry & floor contractors . . . . .	376	2 269	10 841	30	15	4	7	2	2	—	—	—	—	—	—										
23552	Floor laying & other floor contractors . . . . .	279	1 726	8 183	13	5	—	4	2	2	—	—	—	—	—	—										
235520	Floor laying & other floor contractors . . . . .	279	1 726	8 183	13	5	—	4	2	2	—	—	—	—	—	—										
2356	Roofing, siding, & sheet metal contractors . . . . .	497	3 000	13 723	34	13	10	5	3	2	1	—	—	—	—	—										
23561	Roofing, siding, & sheet metal contractors . . . . .	497	3 000	13 723	34	13	10	5	3	2	1	—	—	—	—	—										
235610	Roofing, siding, & sheet metal contractors . . . . .	497	3 000	13 723	34	13	10	5	3	2	1	—	—	—	—	—										
2359	Other special trade contractors . . . . .	344	2 188	10 522	35	18	8	6	1	2	—	—	—	—	—	—										
23599	All other special trade contractors . . . . .	187	1 118	5 456	22	12	6	3	—	1	—	—	—	—	—	—										
235990	All other special trade contractors . . . . .	187	1 118	5 456	22	12	6	3	—	1	—	—	—	—	—	—										
<b>31-33</b>	<b>Manufacturing . . . . .</b>	<b>9 700</b>	<b>94 665</b>	<b>399 067</b>	<b>192</b>	<b>60</b>	<b>31</b>	<b>33</b>	<b>35</b>	<b>18</b>	<b>9</b>	<b>3</b>	<b>1</b>	<b>2</b>												
311	Food mfg . . . . .	1 040	5 485	24 685	13	2	2	1	—	6	1	1	—	—	—	—										
3116	Animal slaughtering & processing . . . . .	(C)	(D)	(D)	2	—	—	1	—	—	1	—	—	—	—	—										
31161	Animal slaughtering & processing . . . . .	(C)	(D)	(D)	2	—	—	1	—	—	1	—	—	—	—	—										
3118	Bakeries & tortilla mfg . . . . .	599	2 955	12 674	6	1	2	—	—	2	—	1	—	—	—	—										
31181	Bread & bakery product mfg . . . . .	(F)	(D)	(D)	5	1	1	—	—	2	—	1	—	—	—	—										
314	Textile product mills . . . . .	(C)	(D)	(D)	8	4	—	2	1	1	—	—	—	—	—	—										
315	Apparel manufacturing . . . . .	(C)	(D)	(D)	6	4	—	—	—	2	—	—	—	—	—	—										
323	Printing & related support activities . . . . .	399	2 346	10 533	39	19	7	6	6	1	—	—	—	—	—	—										
3231	Printing & related support activities . . . . .	399	2 346	10 533	39	19	7	6	6	1	—	—	—	—	—	—										
32311	Printing . . . . .	366	2 194	9 862	36	19	6	4	6	1	—	—	—	—	—	—										
323110	Commercial lithographic printing . . . . .	188	1 304	5 698	18	10	4	1	2	1	—	—	—	—	—	—										
327	Nonmetallic mineral product mfg . . . . .	(E)	(D)	(D)	6	1	—	1	2	1	1	—	—	—	—	—										
3273	Cement & concrete product mfg . . . . .	(C)	(D)	(D)	3	—	—	—	2	1	—	—	—	—	—	—										
32732	Ready-mix concrete mfg . . . . .	(C)	(D)	(D)	2	—	—	—	1	1	—	—	—	—	—	—										
3274	Lime & gypsum product mfg . . . . .	(C)	(D)	(D)	1	—	—	—	—	—	1	—	—	—	—	—										
32742	Gypsum product mfg . . . . .	(C)	(D)	(D)	1	—	—	—	—	—	1	—	—	—	—	—										
331	Primary metal mfg . . . . .	(C)	(D)	(D)	4	1	—	1	1	1	—	—	—	—	—	—										
3315	Foundries . . . . .	(C)	(D)	(D)	2	—	—	1	—	1	—	—	—	—	—	—										
332	Fabricated metal product mfg . . . . .	600	4 336	19 327	30	7	7	6	8	1	1	—	—	—	—	—										
3323	Architectural & structural metals mfg . . . . .	465	3 273	14 989	13	—	2	3	6	1	1	—	—	—	—	—										
33231	Plate work & fabricated structural prod mfg . . .	290	2 005	8 394	6	—	1	1	3	—	1	—	—	—	—	—										
332312	Fabricated structural metal mfg . . . . .	290	2 005	8 394	6	—	1	1	3	—	1	—	—	—	—	—										
33232	Ornamental & architectural metal prod mfg . . .	175	1 268	6 595	7	—	1	2	3	1	—	—	—	—	—	—										
3327	Mach shops, turn prod, screw, nut, bolt mfg . . .	115	945	3 816	12	4	3	3	2	—	—	—	—	—	—	—										
333	Machinery mfg . . . . .	464	4 669	18 734	11	3	2	2	—	2	2	—	—	—	—	—										
3333	Commercial & service industry machinery mfg . .	(C)	(D)	(D)	3	1	—	1	—	—	1	—	—	—	—	—										
33331	Commercial & service industry machinery mfg . . .	(C)	(D)	(D)	3	1	—	1	—	—	1	—	—	—	—	—										
3339	Other general purpose machinery mfg . . . . .	231	1 581	6 577	5	1	1	1	—	1	1	—	—	—	—	—										
33391	Pump & compressor mfg . . . . .	(C)	(D)	(D)	3	—	1	1	—	—	1	—	—	—	—	—										
336	Transportation equipment mfg . . . . .	(H)	(D)	(D)	19	4	2	4	2	1	2	2	—	—	—	2										
3361	Motor vehicle mfg . . . . .	(G)	(D)	(D)	1	—	—	—	—	—	—	—	—	—	—	1										
33611	Automobile & light duty motor vehicle mfg . . .	(G)	(D)	(D)	1	—	—	—	—	—	—	—	—	—	—	1										
3366	Ship & boat building . . . . .	(G)	(D)	(D)	16	3	1	4	2	1	2	2	—	—	—	1										
33661	Ship & boat building . . . . .	(G)	(D)	(D)	16	3	1	4	2	1	2	2	—	—	—	1										
337	Furniture & related product mfg . . . . .	(C)	(D)	(D)	11	3	4	—	3	—	1	—	—	—	—	—										
3379	Other furniture related product mfg . . . . .	(C)	(D)	(D)	3	1	—	—	1	—	1	—	—	—	—	—										
33791	Mattress mfg . . . . .	(C)	(D)	(D)	3	1	—	—	1	—	1	—	—	—	—	—										
339	Miscellaneous mfg . . . . .	1 178	7 301	34 630	22	7	3	5	4	1	1	—	1	—	—	—										
3391	Medical equipment & supplies mfg . . . . .	380	2 965	15 480	9	1	2	1	4	—	1	—	—	—	—	—										
33911	Medical equipment & supplies mfg . . . . .	380	2 965	15 480	9	1	2	1	4	—	1	—	—	—	—	—										
339116	Dental laboratories . . . . .	108	812	3 881	5	1	1	—	3	—	—	—	—	—	—	—										
3399	Other miscellaneous mfg . . . . .	798	4 336	19 150	13	6	1	4	—	1	—	—	—	—	—	—										
33999	All other misc mfg . . . . .	(F)	(D)	(D)	2	1	—	—	—	—	—	—	—	—	—	—										
<b>42</b>	<b>Wholesale trade . . . . .</b>	<b>6 893</b>	<b>55 319</b>	<b>251 122</b>	<b>330</b>	<b>113</b>	<b>83</b>	<b>62</b>	<b>44</b>	<b>15</b>	<b>10</b>	<b>1</b>	<b>2</b>													
421	Wholesale trade, durable goods . . . . .	2 950	26 763	125 746	202	64	54	45	28	8	3	—	—	—	—	—										
4211	Motor vehicle, motor vehicle pt & supply whsle .	249	1 492	7 064	24	11	4	6	3	—	—	—	—	—	—	—										
4212	Furniture & home furnishing whsle . . . . .	(C)	(D)	(D)	10	5	2	1	2	—	—	—	—	—	—	—										
4213	Lumber & other construction materials whsle . . .	248	1 863	7 721	14	2	5	5	1	—	1	—	—	—	—	—										
42133	Roofing, siding & insulation material whsle . . .	140	1 168	4 546	7	1	3	2	—	—	1	—	—	—	—	—										
421330	Roofing, siding & insulation material whsle . . .	140	1 168	4 546	7	1	3	2	—	—	1	—	—	—	—	—										
4214	Professional & commercial equip & supp whsle .	612	8 146	42 479	32	12	9	5	2	2	2	—	—	—	—	—										
42142	Office equipment whsle . . . . .	136	2 100	4 630	7	4	1	1	—	—	1	—	—	—	—	—										
421420	Office equipment whsle . . . . .	136	2 100	4 630	7	4	1	1	—	—	1	—	—	—	—	—										
42143	Computer & peripheral equip & software whsle . . . . .	251	3 534	24 756	8	4	1	—	1	1	1	—	—	—	—	—										
421430	Computer & peripheral equip & software whsle . . . . .	251	3 534	24 756	8	4	1	—	1	1	1	—	—	—	—	—										
42146	Ophthalmic goods whsle . . . . .	(C)	(D)	(D)	2	—	—	1	—	1	—	—	—	—	—	—										

Note: Employment-size classes are indicated as follows: A—0 to 19; B—20 to 99; C—100 to 249; E—250 to 499; F—500 to 999; G—1,000 to 2,499; H—2,500 to 4,999; I—5,000 to 9,999; J—10,000 to 24,999; K—25,000 to 49,999; L—50,000 to 99,999; M—100,000 or more.

**Table 6. Counties—Employees, Payroll, and Establishments by Industry: 1999—Con.**

[Excludes most government employees, railroad employees, and self-employed persons. Size class 1 to 4 includes establishments with payroll, but no employees, during mid-March pay period. (D) denotes figures withheld to avoid disclosing data for individual companies; the data are included in broader industry totals. Detailed industries with 100 or more employees are shown if industry was not a (D). For explanation of terms, abbreviations, and data reliability/comparability, see introductory text]

NAICS code	Industry	Number of employees for week including March 12	Payroll (\$1,000)		Total number of establishments	Number of establishments by employment-size class										
			First quarter	Annual		1 to 4	5 to 9	10 to 19	20 to 49	50 to 99	100 to 249	250 to 499	500 to 999	1,000 or more		
<b>42</b>	<b>NORFOLK (IC)—Con.</b>															
	<b>Wholesale trade—Con.</b>															
421	Wholesale trade, durable goods—Con.															
4216	Electrical goods whsle .....	427	4 812	21 609	29	4	12	3	10	—	—	—	—	—	—	—
42161	Elec equip, wiring supp, const material whsle (C) (D) (D)				16	3	5	3	5	—	—	—	—	—	—	—
42169	Other electronic parts & equipment whsle .....	181	2 418	11 313	11	1	5	—	5	—	—	—	—	—	—	—
421690	Other electronic parts & equipment whsle ..	181	2 418	11 313	11	1	5	—	5	—	—	—	—	—	—	—
4217	Hardware, plumb & heating equip & sup whsle ..	297	1 800	7 916	22	9	5	4	3	1	—	—	—	—	—	—
42171	Hardware whsle .....	129	596	2 608	7	3	2	—	1	1	—	—	—	—	—	—
421710	Hardware whsle .....	129	596	2 608	7	3	2	—	1	1	—	—	—	—	—	—
4218	Machinery, equipment & supplies whsle .....	768	5 741	26 089	51	14	17	4	4	—	—	—	—	—	—	—
42183	Industrial machinery & equipment whsle .....	180	1 354	6 393	13	3	4	4	1	1	—	—	—	—	—	—
421830	Industrial machinery & equipment whsle ...	180	1 354	6 393	13	3	4	4	1	1	—	—	—	—	—	—
42184	Industrial supplies whsle .....	278	2 385	9 969	19	5	4	7	2	1	—	—	—	—	—	—
421840	Industrial supplies whsle .....	278	2 385	9 969	19	5	4	7	2	1	—	—	—	—	—	—
42186	Transportation equip, supplies (exc MV) whsle .....	173	998	5 403	7	2	2	1	1	1	—	—	—	—	—	—
421860	Transportation equip, supplies (exc MV) whsle .....	173	998	5 403	7	2	2	1	1	1	—	—	—	—	—	—
4219	Miscellaneous durable goods whsle .....	209	1 882	7 522	18	7	4	4	2	1	—	—	—	—	—	—
42192	Toy & hobby goods & supplies whsle .....	105	1 190	4 481	4	1	—	1	1	1	—	—	—	—	—	—
421920	Toy & hobby goods & supplies whsle .....	105	1 190	4 481	4	1	—	1	1	1	—	—	—	—	—	—
422	Wholesale trade, nondurable goods .....	3 943	28 556	125 376	128	49	29	17	16	7	7	1	2	—	—	—
4221	Paper & paper product whsle .....	188	1 986	8 350	12	4	5	—	2	1	—	—	—	—	—	—
42213	Industrial & personal service paper whsle .....	147	1 524	6 436	5	2	—	—	2	1	—	—	—	—	—	—
422130	Industrial & personal service paper whsle ...	147	1 524	6 436	5	2	—	—	2	1	—	—	—	—	—	—
4222	Drugs & druggists' sundries whsle .....	270	3 009	12 889	8	3	—	3	—	1	1	—	—	—	—	—
42221	Drugs & druggists' sundries whsle .....	270	3 009	12 889	8	3	—	3	—	1	1	—	—	—	—	—
422210	Drugs & druggists' sundries whsle .....	270	3 009	12 889	8	3	—	3	—	1	1	—	—	—	—	—
4223	Apparel, piece goods & notions whsle .....	208	1 391	5 202	13	9	1	—	2	—	1	—	—	—	—	—
42232	Men's & boys' clothing & furnishings whsle ..	174	866	3 903	6	3	—	—	1	—	—	—	—	—	—	—
422320	Men's & boys' clothing & furnishings whsle .	174	866	3 903	6	3	—	—	1	—	—	—	—	—	—	—
4224	Grocery & related product whsle .....	2 582	15 814	75 256	45	12	9	5	9	4	3	1	2	—	—	—
42242	Packaged frozen food whsle .....	160	1 292	5 193	6	2	—	1	2	1	—	—	—	—	—	—
422420	Packaged frozen food whsle .....	160	1 292	5 193	6	2	—	1	2	1	—	—	—	—	—	—
42247	Meat & meat product whsle .....	136	720	3 963	5	1	—	1	2	1	—	—	—	—	—	—
422470	Meat & meat product whsle .....	136	720	3 963	5	1	—	1	2	1	—	—	—	—	—	—
42248	Fresh fruit & vegetable whsle .....	303	1 532	7 099	6	—	1	1	2	1	—	—	—	—	—	—
422480	Fresh fruit & vegetable whsle .....	303	1 532	7 099	6	—	1	1	2	1	—	—	—	—	—	—
42249	Other grocery & related products whsle .....	1 868	11 605	55 765	14	3	4	1	1	—	2	1	2	—	—	—
422490	Other grocery & related products whsle ....	1 868	11 605	55 765	14	3	4	1	1	—	2	1	2	—	—	—
4226	Chemical & allied products whsle .....	110	1 061	3 858	16	7	4	5	—	—	—	—	—	—	—	—
4228	Beer, wine, distilled alcoholic beverage whsle ..	(C)	(D)	(D)	2	—	—	—	—	—	2	—	—	—	—	—
42281	Beer & ale whsle .....	(C)	(D)	(D)	1	—	—	—	—	—	1	—	—	—	—	—
42282	Wine & distilled alcoholic beverage whsle ....	(C)	(D)	(D)	1	—	—	—	—	—	1	—	—	—	—	—
4229	Miscellaneous nondurable goods whsle .....	292	2 891	11 964	21	8	7	2	3	1	—	—	—	—	—	—
42292	Book, periodical & newspaper whsle .....	(C)	(D)	(D)	6	4	1	—	—	1	—	—	—	—	—	—
<b>44-45</b>	<b>Retail trade .....</b>	<b>14 748</b>	<b>59 054</b>	<b>255 896</b>	<b>945</b>	<b>348</b>	<b>276</b>	<b>178</b>	<b>86</b>	<b>28</b>	<b>24</b>	<b>5</b>	—	—	—	—
441	Motor vehicle & parts dealers .....	1 976	13 792	59 480	109	36	24	29	9	7	4	—	—	—	—	—
4411	Automobile dealers .....	1 333	9 937	44 921	43	11	8	11	4	5	4	—	—	—	—	—
44111	New car dealers .....	1 076	8 733	39 569	15	—	—	4	2	5	4	—	—	—	—	—
441110	New car dealers .....	1 076	8 733	39 569	15	—	—	4	2	5	4	—	—	—	—	—
44112	Used car dealers .....	257	1 204	5 352	28	11	8	7	2	—	—	—	—	—	—	—
441120	Used car dealers .....	257	1 204	5 352	28	11	8	7	2	—	—	—	—	—	—	—
4412	Other motor vehicle dealers .....	103	458	2 487	13	6	3	3	1	—	—	—	—	—	—	—
44122	Motorcycle & boat & other MV dealers .....	103	458	2 487	13	6	3	3	1	—	—	—	—	—	—	—
4413	Automotive parts, accessories & tire stores .....	540	3 397	12 072	53	19	13	15	4	2	—	—	—	—	—	—
44131	Automotive parts, accessories & tire stores ...	335	1 709	6 345	37	14	9	11	2	1	—	—	—	—	—	—
441310	Automotive parts, accessories & tire stores .	335	1 709	6 345	37	14	9	11	2	1	—	—	—	—	—	—
44132	Tire dealers .....	205	1 688	5 727	16	5	4	4	2	1	—	—	—	—	—	—
441320	Tire dealers .....	205	1 688	5 727	16	5	4	4	2	1	—	—	—	—	—	—
442	Furniture & home furnishing stores .....	624	2 670	12 258	51	19	12	8	11	1	—	—	—	—	—	—
4421	Furniture stores .....	328	1 509	6 745	25	7	8	3	6	1	—	—	—	—	—	—
44211	Furniture stores .....	328	1 509	6 745	25	7	8	3	6	1	—	—	—	—	—	—
442110	Furniture stores .....	328	1 509	6 745	25	7	8	3	6	1	—	—	—	—	—	—
4422	Home furnishings stores .....	296	1 161	5 513	26	12	4	5	5	—	—	—	—	—	—	—
44221	Floor covering stores .....	131	843	4 003	10	5	1	2	2	—	—	—	—	—	—	—
442210	Floor covering stores .....	131	843	4 003	10	5	1	2	2	—	—	—	—	—	—	—
44229	Other home furnishings stores .....	165	318	1 510	16	7	3	3	3	—	—	—	—	—	—	—
443	Electronics & appliance stores .....	459	2 093	8 468	35	12	16	3	2	1	1	—	—	—	—	—
4431	Electronics & appliance stores .....	459	2 093	8 468	35	12	16	3	2	1	1	—	—	—	—	—
44311	Appliance, TV & all other electronics stores ..	275	1 532	6 213	19	4	9	3	2	1	—	—	—	—	—	—
44312	Computer & software stores .....	163	483	1 956	11	6	4	—	—	—	1	—	—	—	—	—
443120	Computer & software stores .....	163	483	1 956	11	6	4	—	—	—	1	—	—	—	—	—
444	Bldg material & garden equip & supp dealers .....	1 014	6 410	26 277	66	16	21	14	12	1	2	—	—	—	—	—
4441	Building material & supplies dealers .....	939	6 088	24 722	58	15	18	11	11	1	2	—	—	—	—	—
44411	Home centers .....	(E)	(D)	(D)	3	—	1	—	—	—	2	—	—	—	—	—
44419	Other building material dealers .....	564	4 472	17 773	41	10	10	10	10	1	—	—	—	—	—	—
444190	Other building material dealers .....	564	4 472	17 773	41	10	10	10	10	1	—	—	—	—	—	—

Note: Employment-size classes are indicated as follows: A—0 to 19; B—20 to 99; C—100 to 249; E—250 to 499; F—500 to 999; G—1,000 to 2,499; H—2,500 to 4,999; I—5,000 to 9,999; J—10,000 to 24,999; K—25,000 to 49,999; L—50,000 to 99,999; M—100,000 or more.

**Table 6. Counties—Employees, Payroll, and Establishments by Industry: 1999—Con.**

[Excludes most government employees, railroad employees, and self-employed persons. Size class 1 to 4 includes establishments with payroll, but no employees, during mid-March pay period. (D) denotes figures withheld to avoid disclosing data for individual companies; the data are included in broader industry totals. Detailed industries with 100 or more employees are shown if industry was not a (D). For explanation of terms, abbreviations, and data reliability/comparability, see introductory text]

NAICS code	Industry	Number of employees for week including March 12	Payroll (\$1,000)		Total number of establishments	Number of establishments by employment-size class									
			First quarter	Annual		1 to 4	5 to 9	10 to 19	20 to 49	50 to 99	100 to 249	250 to 499	500 to 999	1,000 or more	
<b>NORFOLK (IC)—Con.</b>															
<b>44-45 Retail trade—Con.</b>															
445	Food & beverage stores .....	3 331	8 191	33 138	115	37	30	19	11	8	8	2	—	—	
4451	Grocery stores .....	2 962	6 454	25 339	85	24	18	17	10	8	6	2	—	—	
44511	Grocery (except convenience) stores .....	2 703	5 619	22 049	48	13	5	4	10	8	6	2	—	—	
445110	Grocery (except convenience) stores .....	2 703	5 619	22 049	48	13	5	4	10	8	6	2	—	—	
44512	Convenience stores .....	259	835	3 290	37	11	13	13	—	—	—	—	—	—	
445120	Convenience stores .....	259	835	3 290	37	11	13	13	—	—	—	—	—	—	
4452	Specialty food stores .....	(E)	(D)	(D)	20	12	3	2	1	—	2	—	—	—	
44529	Other specialty food stores .....	282	1 436	6 479	15	8	3	1	—	2	—	—	—	—	
446	Health & personal care stores .....	674	3 292	14 166	70	29	17	14	9	1	—	—	—	—	
4461	Health & personal care stores .....	674	3 292	14 166	70	29	17	14	9	1	—	—	—	—	
44611	Pharmacies & drug stores .....	489	2 478	10 668	29	3	7	9	9	1	—	—	—	—	
446110	Pharmacies & drug stores .....	489	2 478	10 668	29	3	7	9	9	1	—	—	—	—	
447	Gasoline stations .....	809	2 513	11 157	86	16	34	30	6	—	—	—	—	—	
4471	Gasoline stations .....	809	2 513	11 157	86	16	34	30	6	—	—	—	—	—	
44711	Gasoline stations with convenience stores .....	634	1 983	8 752	65	14	21	24	6	—	—	—	—	—	
447110	Gasoline stations with convenience stores .....	634	1 983	8 752	65	14	21	24	6	—	—	—	—	—	
44719	Other gasoline stations .....	175	530	2 405	21	2	13	6	—	—	—	—	—	—	
447190	Other gasoline stations .....	175	530	2 405	21	2	13	6	—	—	—	—	—	—	
448	Clothing & clothing accessories stores .....	1 807	4 958	23 821	183	78	67	26	10	—	1	1	—	—	
4481	Clothing stores .....	1 360	3 590	16 902	105	38	38	19	8	—	1	1	—	—	
44811	Men's clothing stores .....	136	591	2 461	23	10	9	4	—	—	—	—	—	—	
448110	Men's clothing stores .....	136	591	2 461	23	10	9	4	—	—	—	—	—	—	
44812	Women's clothing stores .....	382	641	3 583	36	9	19	5	2	—	1	—	—	—	
448120	Women's clothing stores .....	382	641	3 583	36	9	19	5	2	—	1	—	—	—	
44814	Family clothing stores .....	634	1 727	8 494	16	4	2	5	4	—	—	1	—	—	
448140	Family clothing stores .....	634	1 727	8 494	16	4	2	5	4	—	—	1	—	—	
44819	Other clothing stores .....	105	323	1 364	16	8	4	4	—	—	—	—	—	—	
448190	Other clothing stores .....	105	323	1 364	16	8	4	4	—	—	—	—	—	—	
4482	Shoe stores .....	273	753	3 702	40	17	16	5	2	—	—	—	—	—	
44821	Shoe stores .....	273	753	3 702	40	17	16	5	2	—	—	—	—	—	
448210	Shoe stores .....	273	753	3 702	40	17	16	5	2	—	—	—	—	—	
4483	Jewelry, luggage & leather goods stores .....	174	615	3 217	38	23	13	2	—	—	—	—	—	—	
44831	Jewelry stores .....	(C)	(D)	(D)	37	22	13	2	—	—	—	—	—	—	
451	Sporting goods, hobby, book & music stores .....	493	1 460	6 347	52	25	14	8	2	3	—	—	—	—	
4511	Sporting goods, hobby, musical instrument stores .....	245	841	3 631	25	10	7	6	1	1	—	—	—	—	
45112	Hobby, toy & game stores .....	107	311	1 419	11	4	4	2	1	—	—	—	—	—	
451120	Hobby, toy & game stores .....	107	311	1 419	11	4	4	2	1	—	—	—	—	—	
4512	Book, periodical & music stores .....	248	619	2 716	27	15	7	2	1	2	—	—	—	—	
45121	Book stores & news dealers .....	141	398	1 723	22	14	6	—	1	1	—	—	—	—	
451211	Book stores .....	132	370	1 415	16	8	6	—	1	1	—	—	—	—	
45122	Prerecorded tape, CD & record stores .....	107	221	993	5	1	1	2	—	1	—	—	—	—	
451220	Prerecorded tape, CD & record stores .....	107	221	993	5	1	1	2	—	1	—	—	—	—	
452	General merchandise stores .....	2 144	7 523	33 935	40	8	11	9	1	3	6	2	—	—	
4521	Department stores .....	1 400	4 899	21 885	11	1	—	1	—	3	5	1	—	—	
45211	Department stores .....	1 400	4 899	21 885	11	1	—	1	—	3	5	1	—	—	
452110	Department stores .....	1 400	4 899	21 885	11	1	—	1	—	3	5	1	—	—	
4529	Other general merchandise stores .....	744	2 624	12 050	29	7	11	8	1	—	1	1	—	—	
45291	Warehouse clubs & superstores .....	(F)	(D)	(D)	2	—	—	—	—	—	1	1	—	—	
45299	All other general merchandise stores .....	(C)	(D)	(D)	27	7	11	8	1	—	—	—	—	—	
453	Miscellaneous store retailers .....	980	3 863	17 004	116	65	25	15	8	2	1	—	—	—	
4532	Office supplies, stationery & gift stores .....	398	2 130	9 276	49	28	12	4	4	1	—	—	—	—	
45321	Office supplies & stationery stores .....	218	1 580	6 455	9	3	1	1	3	1	—	—	—	—	
453210	Office supplies & stationery stores .....	218	1 580	6 455	9	3	1	1	3	1	—	—	—	—	
45322	Gift, novelty & souvenir stores .....	180	550	2 821	40	25	11	3	1	—	—	—	—	—	
453220	Gift, novelty & souvenir stores .....	180	550	2 821	40	25	11	3	1	—	—	—	—	—	
4533	Used merchandise stores .....	324	976	4 441	32	20	6	3	1	1	1	—	—	—	
45331	Used merchandise stores .....	324	976	4 441	32	20	6	3	1	1	1	—	—	—	
453310	Used merchandise stores .....	324	976	4 441	32	20	6	3	1	1	1	—	—	—	
4539	Other miscellaneous store retailers .....	187	539	2 366	25	15	2	5	3	—	—	—	—	—	
454	Nonstore retailers .....	437	2 289	9 845	22	7	5	3	5	1	1	—	—	—	
4542	Vending machine operators .....	124	657	2 780	6	1	1	1	3	—	—	—	—	—	
45421	Vending machine operators .....	124	657	2 780	6	1	1	1	3	—	—	—	—	—	
454210	Vending machine operators .....	124	657	2 780	6	1	1	1	3	—	—	—	—	—	
4543	Direct selling establishments .....	295	1 538	6 573	12	4	2	2	1	1	—	—	—	—	
45431	Fuel dealers .....	147	975	3 911	5	2	1	1	—	—	1	—	—	—	
45439	Other direct selling establishments .....	148	563	2 662	7	2	1	1	2	1	—	—	—	—	
454390	Other direct selling establishments .....	148	563	2 662	7	2	1	1	2	1	—	—	—	—	
<b>48-49</b>	<b>Transportation &amp; warehousing .....</b>	<b>7 043</b>	<b>58 197</b>	<b>252 987</b>	<b>219</b>	<b>72</b>	<b>36</b>	<b>39</b>	<b>38</b>	<b>17</b>	<b>13</b>	<b>2</b>	<b>2</b>	<b>—</b>	
481	Air transportation .....	649	5 183	22 240	11	3	—	1	3	2	1	1	—	—	
4811	Scheduled air transportation .....	634	5 049	21 708	8	1	—	—	3	2	1	1	—	—	
48111	Scheduled air transportation .....	634	5 049	21 708	8	1	—	—	3	2	1	1	—	—	
483	Water transportation .....	(G)	(D)	(D)	17	1	1	3	7	3	1	—	1	—	
4831	Deep sea, coastal & Great Lakes water trans .....	1 074	14 148	66 171	15	—	1	3	7	2	1	—	1	—	
48311	Deep sea, coastal & Great Lakes water trans .....	1 074	14 148	66 171	15	—	1	3	7	2	1	—	1	—	
483111	Deep sea freight transportation .....	703	10 187	50 852	10	—	1	2	6	—	—	—	1	—	
483113	Coastal & Great Lakes freight transportation .....	371	3 961	15 319	5	—	—	1	1	2	1	—	—	—	

Note: Employment-size classes are indicated as follows: A—0 to 19; B—20 to 99; C—100 to 249; E—250 to 499; F—500 to 999; G—1,000 to 2,499; H—2,500 to 4,999; I—5,000 to 9,999; J—10,000 to 24,999; K—25,000 to 49,999; L—50,000 to 99,999; M—100,000 or more.

**Table 6. Counties—Employees, Payroll, and Establishments by Industry: 1999—Con.**

[Excludes most government employees, railroad employees, and self-employed persons. Size class 1 to 4 includes establishments with payroll, but no employees, during mid-March pay period. (D) denotes figures withheld to avoid disclosing data for individual companies; the data are included in broader industry totals. Detailed industries with 100 or more employees are shown if industry was not a (D). For explanation of terms, abbreviations, and data reliability/comparability, see introductory text]

NAICS code	Industry	Number of employees for week including March 12	Payroll (\$1,000)		Total number of establishments	Number of establishments by employment-size class									
			First quarter	Annual		1 to 4	5 to 9	10 to 19	20 to 49	50 to 99	100 to 249	250 to 499	500 to 999	1,000 or more	
<b>NORFOLK (IC)—Con.</b>															
<b>48-49 Transportation &amp; warehousing—Con.</b>															
484	Truck transportation .....	1 200	8 270	37 869	62	22	11	9	15	3	2	—	—	—	
4841	General freight trucking .....	646	4 497	19 533	38	12	9	5	10	1	1	—	—	—	
48411	General freight trucking, local .....	185	812	3 365	14	5	3	3	2	1	—	—	—	—	
484110	General freight trucking, local .....	185	812	3 365	14	5	3	3	2	1	—	—	—	—	
48412	General freight trucking, long-distance .....	461	3 685	16 168	24	7	6	2	8	—	1	—	—	—	
484121	General freight trucking, long-distance, TL .....	260	2 026	9 060	19	6	6	2	5	—	—	—	—	—	
484122	General freight trucking, long-distance, LTL .....	201	1 659	7 108	5	1	—	—	3	—	1	—	—	—	
4842	Specialized freight trucking .....	554	3 773	18 336	24	10	2	4	5	2	1	—	—	—	
48421	Used household & office goods moving .....	(E)	(D)	(D)	15	3	2	3	5	2	—	—	—	—	
48423	Specialized freight (exc used) trucking, LDist .....	(C)	(D)	(D)	4	3	—	—	—	—	1	—	—	—	
485	Transit & ground passenger transportation .....	(E)	(D)	(D)	11	4	1	1	3	1	1	—	—	—	
4853	Taxi & limousine service .....	(C)	(D)	(D)	5	2	1	—	1	—	1	—	—	—	
48531	Taxi service .....	(C)	(D)	(D)	2	1	—	—	—	—	1	—	—	—	
488	Transportation support activities .....	2 779	24 205	99 861	86	32	17	17	7	5	7	—	1	—	
4881	Air transportation support activities .....	(E)	(D)	(D)	6	—	—	1	3	—	2	—	—	—	
48811	Airport operations .....	398	2 155	8 921	5	—	—	1	2	—	2	—	—	—	
488119	Other airport operations .....	398	2 155	8 921	5	—	—	1	2	—	2	—	—	—	
4883	Water transportation support activities .....	1 787	16 956	67 792	21	8	3	1	—	3	5	—	1	—	
48831	Port & harbor operations .....	(F)	(D)	(D)	3	1	—	—	—	1	—	—	1	—	
48832	Marine cargo handling .....	660	6 187	21 111	8	2	1	—	—	1	4	—	—	—	
488320	Marine cargo handling .....	660	6 187	21 111	8	2	1	—	—	1	4	—	—	—	
48833	Navigational services to shipping .....	(C)	(D)	(D)	6	3	1	—	—	1	1	—	—	—	
4885	Freight transportation arrangement .....	464	4 328	19 946	47	16	12	14	4	1	—	—	—	—	
48851	Freight transportation arrangement .....	464	4 328	19 946	47	16	12	14	4	1	—	—	—	—	
488510	Freight transportation arrangement .....	464	4 328	19 946	47	16	12	14	4	1	—	—	—	—	
492	Couriers & messengers .....	703	3 424	12 960	14	6	1	2	1	2	1	1	—	—	
4921	Couriers .....	(E)	(D)	(D)	7	2	—	2	—	2	1	—	—	—	
49211	Couriers .....	(E)	(D)	(D)	7	2	—	2	—	2	1	—	—	—	
4922	Local messengers & local delivery .....	(E)	(D)	(D)	7	4	1	—	1	—	—	1	—	—	
49221	Local messengers & local delivery .....	(E)	(D)	(D)	7	4	1	—	1	—	—	1	—	—	
493	Warehousing & storage .....	173	1 039	4 959	16	4	5	5	2	—	—	—	—	—	
4931	Warehousing & storage .....	173	1 039	4 959	16	4	5	5	2	—	—	—	—	—	
49311	General warehousing & storage .....	101	531	2 472	9	3	1	4	1	—	—	—	—	—	
493110	General warehousing & storage .....	101	531	2 472	9	3	1	4	1	—	—	—	—	—	
<b>51</b>	<b>Information .....</b>	<b>3 248</b>	<b>35 768</b>	<b>145 377</b>	<b>94</b>	<b>44</b>	<b>10</b>	<b>10</b>	<b>14</b>	<b>5</b>	<b>9</b>	<b>1</b>	<b>1</b>	<b>—</b>	
511	Publishing industries .....	(G)	(D)	(D)	18	5	2	4	4	2	—	—	1	—	
5111	Newspaper, periodical, book, database publishers .....	(F)	(D)	(D)	14	3	2	4	2	2	—	—	1	—	
51111	Newspaper publishers .....	(F)	(D)	(D)	6	1	2	1	—	1	—	—	1	—	
512	Motion picture & sound recording industries .....	111	434	2 408	10	5	—	2	3	—	—	—	—	—	
5121	Motion picture & video industries .....	(C)	(D)	(D)	9	4	—	2	3	—	—	—	—	—	
513	Broadcasting & telecommunications .....	1 769	21 485	81 643	47	22	6	3	5	2	8	1	—	—	
5131	Radio & television broadcasting .....	(F)	(D)	(D)	9	—	1	1	3	1	3	—	—	—	
51311	Radio broadcasting .....	(C)	(D)	(D)	5	—	1	1	2	1	—	—	—	—	
51312	Television broadcasting .....	437	4 190	17 275	4	—	—	—	1	—	3	—	—	—	
513120	Television broadcasting .....	437	4 190	17 275	4	—	—	—	1	—	3	—	—	—	
5133	Telecommunications .....	1 158	16 160	59 871	37	21	5	2	2	1	5	1	—	—	
51331	Wired telecommunications carriers .....	903	13 795	51 995	26	13	4	2	2	—	4	1	—	—	
513310	Wired telecommunications carriers .....	903	13 795	51 995	26	13	4	2	2	—	4	1	—	—	
51332	Wireless telecom carriers (exc satellite) .....	(C)	(D)	(D)	8	6	1	—	—	—	1	—	—	—	
514	Information & data processing services .....	(E)	(D)	(D)	19	12	2	1	2	1	1	—	—	—	
5141	Information services .....	(E)	(D)	(D)	13	8	2	1	1	—	1	—	—	—	
51419	Other information services .....	(E)	(D)	(D)	11	6	2	1	1	—	1	—	—	—	
<b>52</b>	<b>Finance &amp; insurance .....</b>	<b>8 622</b>	<b>86 510</b>	<b>320 755</b>	<b>330</b>	<b>167</b>	<b>77</b>	<b>35</b>	<b>25</b>	<b>13</b>	<b>7</b>	<b>2</b>	<b>3</b>	<b>1</b>	
522	Credit intermediation & related activities .....	4 725	40 930	153 381	168	64	57	24	8	9	4	—	1	1	
5221	Depository credit intermediation .....	4 267	37 215	127 884	111	35	38	18	8	6	4	—	1	1	
52211	Commercial banking .....	3 781	33 648	122 880	70	17	26	15	2	4	4	—	1	1	
522110	Commercial banking .....	3 781	33 648	122 880	70	17	26	15	2	4	4	—	1	1	
52212	Savings institutions .....	232	2 304	9 644	14	5	5	—	3	1	—	—	—	—	
522120	Savings institutions .....	232	2 304	9 644	14	5	5	—	3	1	—	—	—	—	
52213	Credit unions .....	254	1 263	5 360	27	13	7	3	3	1	—	—	—	—	
522130	Credit unions .....	254	1 263	5 360	27	13	7	3	3	1	—	—	—	—	
5222	Nondepository credit intermediation .....	395	3 279	14 103	43	22	14	4	—	3	—	—	—	—	
52222	Sales financing .....	188	1 314	6 778	16	10	3	1	—	2	—	—	—	—	
522220	Sales financing .....	188	1 314	6 778	16	10	3	1	—	2	—	—	—	—	
52229	Other nondepository credit intermediation .....	207	1 965	7 325	27	12	11	3	—	1	—	—	—	—	
522292	Real estate credit .....	116	1 433	5 211	9	3	3	2	—	1	—	—	—	—	
523	Security, commodity contracts & like activity .....	954	13 550	57 951	37	17	5	3	8	2	1	1	—	—	
5231	Scrtcy & comdty contracts intermed & brokerage .....	(E)	(D)	(D)	24	12	2	2	5	2	1	—	—	—	
52312	Securities brokerage .....	457	9 172	32 237	22	12	1	2	4	2	1	—	—	—	
523120	Securities brokerage .....	457	9 172	32 237	22	12	1	2	4	2	1	—	—	—	
5239	Other financial investment activities .....	(E)	(D)	(D)	13	5	3	1	3	—	—	1	—	—	
52399	All other financial investment activities .....	(E)	(D)	(D)	2	—	1	—	—	—	—	—	—	—	

Note: Employment-size classes are indicated as follows: A—0 to 19; B—20 to 99; C—100 to 249; E—250 to 499; F—500 to 999; G—1,000 to 2,499; H—2,500 to 4,999; I—5,000 to 9,999; J—10,000 to 24,999; K—25,000 to 49,999; L—50,000 to 99,999; M—100,000 or more.

**Table 6. Counties—Employees, Payroll, and Establishments by Industry: 1999—Con.**

[Excludes most government employees, railroad employees, and self-employed persons. Size class 1 to 4 includes establishments with payroll, but no employees, during mid-March pay period. (D) denotes figures withheld to avoid disclosing data for individual companies; the data are included in broader industry totals. Detailed industries with 100 or more employees are shown if industry was not a (D). For explanation of terms, abbreviations, and data reliability/comparability, see introductory text]

NAICS code	Industry	Number of employees for week including March 12	Payroll (\$1,000)		Total number of establishments	Number of establishments by employment-size class										
			First quarter	Annual		1 to 4	5 to 9	10 to 19	20 to 49	50 to 99	100 to 249	250 to 499	500 to 999	1,000 or more		
<b>52</b>	<b>NORFOLK (IC)—Con.</b>															
	<b>Finance &amp; insurance—Con.</b>															
524	Insurance carriers & related activities .....	2 943	32 030	109 423	125	86	15	8	9	2	2	1	2			
5241	Insurance carriers .....	2 262	26 406	87 616	38	18	5	5	5	1	2		2			
52411	Direct life, health, medical insurance carriers .....	(G)	(D)	(D)	18	7	2	2	3	1	2				1	
52412	Other direct insurance carriers .....	1 118	14 626	47 535	17	9	3	2	2						1	
5242	Agencies & other insurance related activities .....	681	5 624	21 807	87	68	10	3	4	1		1				
52421	Insurance agencies & brokerages .....	556	4 568	17 327	69	57	7	1	2	1		1				
524210	Insurance agencies & brokerages .....	556	4 568	17 327	69	57	7	1	2	1		1				
52429	Other insurance related activities .....	125	1 056	4 480	18	11	3	2	2							
<b>53</b>	<b>Real estate &amp; rental &amp; leasing .....</b>	<b>2 271</b>	<b>14 656</b>	<b>66 960</b>	<b>278</b>	<b>164</b>	<b>62</b>	<b>30</b>	<b>14</b>	<b>5</b>	<b>3</b>					
531	Real estate .....	1 453	11 080	50 344	201	138	37	13	9	1	3					
5311	Lessors of real estate .....	428	1 746	8 001	110	81	21	5	3							
53111	Lessors of residential buildings & dwellings .....	258	832	3 819	59	37	17	3	2							
531110	Lessors of residential buildings & dwellings .....	258	832	3 819	59	37	17	3	2							
53112	Lessors of nonres bldg (exc miniwarehouses) .....	114	706	3 164	32	28	3		1							
531120	Lessors of nonres bldg (exc miniwarehouses) .....	114	706	3 164	32	28	3		1							
5312	Offices of real estate agents & brokers .....	483	4 537	20 874	32	22	3	2	3	1	1					
53121	Offices of real estate agents & brokers .....	483	4 537	20 874	32	22	3	2	3	1	1					
531210	Offices of real estate agents & brokers .....	483	4 537	20 874	32	22	3	2	3	1	1					
5313	Activities related to real estate .....	542	4 797	21 469	59	35	13	6	3		2					
53131	Real estate property managers .....	456	4 270	18 915	36	18	10	4	2		2					
531311	Residential property managers .....	262	2 186	9 993	24	13	6	3	1		1					
531312	Nonresidential property managers .....	194	2 084	8 922	12	5	4	1	1		1					
532	Rental & leasing services .....	818	3 576	16 616	77	26	25	17	5	4						
5321	Automotive equipment rental & leasing .....	404	1 681	7 524	25	10	6	2	3	4						
53211	Passenger car rental & leasing .....	351	1 403	6 249	13	2	4	1	2	4						
532111	Passenger car rental .....	351	1 403	6 249	13	2	4	1	2	4						
5322	Consumer goods rental .....	294	1 029	4 296	31	6	11	13	1							
53223	Video tape & disc rental .....	159	368	1 432	15	2	4	9								
532230	Video tape & disc rental .....	159	368	1 432	15	2	4	9								
<b>54</b>	<b>Professional, scientific &amp; technical services .....</b>	<b>8 199</b>	<b>60 838</b>	<b>267 946</b>	<b>441</b>	<b>231</b>	<b>77</b>	<b>59</b>	<b>41</b>	<b>17</b>	<b>8</b>	<b>7</b>	<b>1</b>			
541	Professional, scientific & technical services .....	8 199	60 838	267 946	441	231	77	59	41	17	8	7	1			
5411	Legal services .....	1 566	15 721	75 243	143	80	29	15	12	4	3					
54111	Offices of lawyers .....	(G)	(D)	(D)	141	79	28	15	12	4	3					
5412	Accounting, tax prep, bookkeep, payroll services .....	1 491	6 687	28 451	58	35	5	4	6	5	1	2				
54121	Accounting, tax prep, bookkeep, payroll services .....	1 491	6 687	28 451	58	35	5	4	6	5	1	2				
541211	Offices of certified public accountants .....	392	3 436	15 509	32	21	4		5	1	1					
541213	Tax preparation services .....	494	703	1 707	9	3	1	2		2		1				
541214	Payroll services .....	518	2 169	9 497	4	1			1	1		1				
5413	Architectural, engineering & related services .....	1 643	15 587	69 928	79	28	15	15	12	6	2	1				
54131	Architectural services .....	233	2 023	9 682	19	5	8	3	2	1						
541310	Architectural services .....	233	2 023	9 682	19	5	8	3	2	1						
54132	Landscape architectural services .....	(C)	(D)	(D)	2	1					1					
54133	Engineering services .....	1 171	12 344	54 862	41	12	5	8	9	5	1	1				
541330	Engineering services .....	1 171	12 344	54 862	41	12	5	8	9	5	1	1				
5415	Computer systems design & related services .....	974	11 336	43 477	40	20	4	7	5	2	1	1				
54151	Computer systems design & related services .....	974	11 336	43 477	40	20	4	7	5	2	1	1				
541511	Custom computer programming services .....	655	8 216	28 700	13	8	1		1	1	1	1				
541512	Computer systems design services .....	251	2 423	12 353	20	10	2	4	3	1						
5416	Management, sci & tech consulting services .....	787	4 259	15 632	36	26	7	2					1			
54169	Oth scientific & technical consulting services .....	(F)	(D)	(D)	9	8							1			
5417	Scientific R&D services .....	471	2 591	13 809	8	3	2	1	1			1				
54171	R&D in physical, engineering & life sciences .....	471	2 591	13 809	8	3	2	1	1			1				
541710	R&D in physical, engineering & life sciences .....	471	2 591	13 809	8	3	2	1	1			1				
5418	Advertising & related services .....	670	2 563	11 963	27	12	6	5	2		1	1				
54181	Advertising agencies .....	117	919	4 472	15	5	5	4	1							
541810	Advertising agencies .....	117	919	4 472	15	5	5	4	1							
54185	Display advertising .....	(E)	(D)	(D)	2							1				
54186	Direct mail advertising .....	(C)	(D)	(D)	2	1					1					
5419	Oth professional, scientific, technical services .....	560	1 962	8 886	42	22	8	8	3			1				
54191	Marketing research & public opinion polling .....	334	824	3 492	6	2	1	1	1				1			
541910	Marketing research & public opinion polling .....	334	824	3 492	6	2	1	1	1				1			
54194	Veterinary services .....	117	496	2 274	9		3	5	1							
541940	Veterinary services .....	117	496	2 274	9		3	5	1							
<b>55</b>	<b>Management of companies &amp; enterprises .....</b>	<b>2 597</b>	<b>28 698</b>	<b>123 475</b>	<b>52</b>	<b>19</b>	<b>10</b>	<b>5</b>	<b>7</b>	<b>6</b>	<b>1</b>	<b>3</b>	<b>1</b>			
551	Management of companies & enterprises .....	2 597	28 698	123 475	52	19	10	5	7	6	1	3	1			
5511	Management of companies & enterprises .....	2 597	28 698	123 475	52	19	10	5	7	6	1	3	1			
55111	Management of companies & enterprises .....	2 597	28 698	123 475	52	19	10	5	7	6	1	3	1			
551114	Corp, subsidiary & regional managing offices .....	2 515	24 937	111 762	40	10	9	5	5	6	1	3	1			

Note: Employment-size classes are indicated as follows: A—0 to 19; B—20 to 99; C—100 to 249; E—250 to 499; F—500 to 999; G—1,000 to 2,499; H—2,500 to 4,999; I—5,000 to 9,999; J—10,000 to 24,999; K—25,000 to 49,999; L—50,000 to 99,999; M—100,000 or more.

**Table 6. Counties—Employees, Payroll, and Establishments by Industry: 1999—Con.**

[Excludes most government employees, railroad employees, and self-employed persons. Size class 1 to 4 includes establishments with payroll, but no employees, during mid-March pay period. (D) denotes figures withheld to avoid disclosing data for individual companies; the data are included in broader industry totals. Detailed industries with 100 or more employees are shown if industry was not a (D). For explanation of terms, abbreviations, and data reliability/comparability, see introductory text]

NAICS code	Industry	Number of employees for week including March 12	Payroll (\$1,000)		Total number of establishments	Number of establishments by employment-size class									
			First quarter	Annual		1 to 4	5 to 9	10 to 19	20 to 49	50 to 99	100 to 249	250 to 499	500 to 999	1,000 or more	
<b>NORFOLK (IC)—Con.</b>															
<b>56</b>	<b>Admin, support, waste mgt, remediation services.....</b>	<b>7 816</b>	<b>35 960</b>	<b>163 173</b>	<b>252</b>	<b>108</b>	<b>45</b>	<b>37</b>	<b>30</b>	<b>14</b>	<b>12</b>	<b>4</b>	<b>2</b>	<b>-</b>	
561	Administrative & support services .....	7 531	33 835	153 988	243	105	43	37	27	14	11	4	2	-	
5611	Office administrative services .....	433	2 434	10 522	26	12	5	6	2	-	1	-	-	-	
56111	Office administrative services .....	433	2 434	10 522	26	12	5	6	2	-	1	-	-	-	
561110	Office administrative services .....	433	2 434	10 522	26	12	5	6	2	-	1	-	-	-	
5613	Employment services .....	2 862	12 775	65 075	30	7	4	2	5	2	6	3	1	-	
56132	Temporary help services .....	2 833	12 499	63 982	25	4	3	1	5	2	6	3	1	-	
561320	Temporary help services .....	2 833	12 499	63 982	25	4	3	1	5	2	6	3	1	-	
5614	Business support services .....	1 517	7 954	31 472	35	18	6	3	6	-	-	1	1	-	
56142	Telephone call centers .....	1 282	6 828	26 279	9	3	1	2	1	-	-	1	1	-	
56143	Business service centers .....	159	762	3 432	12	5	3	-	4	-	-	-	-	-	
5615	Travel arrangement & reservation services .....	408	2 097	8 871	19	9	3	5	-	1	1	-	-	-	
56151	Travel agencies .....	324	1 764	7 378	14	7	3	3	-	-	1	-	-	-	
561510	Travel agencies .....	324	1 764	7 378	14	7	3	3	-	-	1	-	-	-	
5616	Investigation & security services .....	844	4 003	17 079	28	9	5	3	5	5	1	-	-	-	
56161	Investigation, guard & armored car services ..	366	1 480	6 128	14	5	2	1	2	4	-	-	-	-	
561612	Security guards & patrol services .....	256	972	3 933	5	-	-	1	1	3	-	-	-	-	
56162	Security systems services .....	478	2 523	10 951	14	4	3	2	3	1	1	-	-	-	
561621	Security systems services (except locksmiths) .....	449	2 405	10 456	9	2	1	1	3	1	1	-	-	-	
5617	Services to buildings & dwellings .....	1 186	3 175	14 647	85	40	17	14	8	5	1	-	-	-	
56172	Janitorial services .....	800	1 711	7 478	37	17	9	1	4	5	1	-	-	-	
561720	Janitorial services .....	800	1 711	7 478	37	17	9	1	4	5	1	-	-	-	
56173	Landscaping services .....	222	635	3 657	27	12	5	8	2	-	-	-	-	-	
561730	Landscaping services .....	222	635	3 657	27	12	5	8	2	-	-	-	-	-	
5619	Other support services .....	(E)	(D)	(D)	15	7	2	3	1	1	1	-	-	-	
56199	All other support services .....	250	1 237	5 668	13	6	1	3	1	1	1	-	-	-	
561990	All other support services .....	250	1 237	5 668	13	6	1	3	1	1	1	-	-	-	
562	Waste management & remediation services .....	285	2 125	9 185	9	3	2	-	3	-	1	-	-	-	
5629	Remediation & oth waste management services .....	(C)	(D)	(D)	3	-	1	-	1	-	1	-	-	-	
56291	Remediation services .....	(C)	(D)	(D)	2	-	-	-	1	-	1	-	-	-	
<b>61</b>	<b>Educational services.....</b>	<b>3 319</b>	<b>24 241</b>	<b>100 111</b>	<b>64</b>	<b>23</b>	<b>15</b>	<b>8</b>	<b>10</b>	<b>2</b>	<b>4</b>	<b>1</b>	<b>-</b>	<b>1</b>	
611	Educational services .....	3 319	24 241	100 111	64	23	15	8	10	2	4	1	-	1	
6111	Elementary & secondary schools .....	733	4 289	17 714	20	2	6	3	6	1	2	-	-	-	
61111	Elementary & secondary schools .....	733	4 289	17 714	20	2	6	3	6	1	2	-	-	-	
611110	Elementary & secondary schools .....	733	4 289	17 714	20	2	6	3	6	1	2	-	-	-	
6113	Colleges, universities & professional schools ...	(G)	(D)	(D)	6	1	-	-	2	-	1	1	-	1	
61131	Colleges, universities & professional schools .	(G)	(D)	(D)	6	1	-	-	2	-	1	1	-	1	
6115	Technical & trade schools .....	251	1 494	6 157	10	3	3	3	-	-	1	-	-	-	
61151	Technical & trade schools .....	251	1 494	6 157	10	3	3	3	-	-	1	-	-	-	
611519	Other technical & trade schools .....	209	1 364	5 526	4	-	2	1	-	-	1	-	-	-	
<b>62</b>	<b>Health care and social assistance.....</b>	<b>17 149</b>	<b>108 114</b>	<b>479 377</b>	<b>479</b>	<b>193</b>	<b>96</b>	<b>85</b>	<b>71</b>	<b>11</b>	<b>12</b>	<b>7</b>	<b>-</b>	<b>4</b>	
621	Ambulatory health care services .....	5 094	43 555	210 302	347	159	76	60	39	6	2	5	-	-	
6211	Offices of physicians .....	1 980	25 099	131 689	189	85	39	31	30	4	-	-	-	-	
62111	Offices of physicians .....	1 980	25 099	131 689	189	85	39	31	30	4	-	-	-	-	
621111	Offices of physicians (exc mental health) ...	1 911	24 273	127 693	177	77	38	29	29	4	-	-	-	-	
6212	Offices of dentists .....	384	2 630	12 813	65	32	22	9	2	-	-	-	-	-	
62121	Offices of dentists .....	384	2 630	12 813	65	32	22	9	2	-	-	-	-	-	
621210	Offices of dentists .....	384	2 630	12 813	65	32	22	9	2	-	-	-	-	-	
6213	Offices of other health practitioners .....	810	6 387	26 437	47	27	7	9	2	-	-	2	-	-	
62134	Offices of PT, OT, speech therapy & audiology .....	(F)	(D)	(D)	8	5	-	-	1	-	-	2	-	-	
6214	Outpatient care centers .....	398	4 081	17 512	23	7	6	6	3	-	1	-	-	-	
62149	Other outpatient care centers .....	359	3 706	16 252	18	6	3	5	3	-	1	-	-	-	
6216	Home health care services .....	1 083	2 866	10 912	12	2	1	2	2	2	1	2	-	-	
62161	Home health care services .....	1 083	2 866	10 912	12	2	1	2	2	2	1	2	-	-	
621610	Home health care services .....	1 083	2 866	10 912	12	2	1	2	2	2	1	2	-	-	
6219	Other ambulatory health care services .....	433	2 451	10 650	7	2	1	3	-	-	-	1	-	-	
62199	All other ambulatory health care services ....	(E)	(D)	(D)	6	1	1	3	-	-	-	1	-	-	
622	Hospitals .....	(I)	(D)	(D)	6	1	-	-	-	-	1	-	-	4	
6221	General medical & surgical hospitals .....	7 963	49 422	206 810	4	-	-	-	-	-	-	-	-	4	
62211	General medical & surgical hospitals .....	7 963	49 422	206 810	4	-	-	-	-	-	-	-	-	4	
622110	General medical & surgical hospitals .....	7 963	49 422	206 810	4	-	-	-	-	-	-	-	-	4	
6222	Psychiatric & substance abuse hospitals .....	(C)	(D)	(D)	2	1	-	-	-	-	1	-	-	-	
62221	Psychiatric & substance abuse hospitals .....	(C)	(D)	(D)	2	1	-	-	-	-	1	-	-	-	
623	Nursing & residential care facilities .....	1 995	8 213	34 782	30	-	2	7	11	3	6	1	-	-	
6231	Nursing care facilities .....	1 030	4 526	18 983	8	-	-	-	-	3	5	-	-	-	
62311	Nursing care facilities .....	1 030	4 526	18 983	8	-	-	-	-	3	5	-	-	-	
623110	Nursing care facilities .....	1 030	4 526	18 983	8	-	-	-	-	3	5	-	-	-	
6232	Residential mental retardation, health facil .....	616	2 572	11 074	9	-	-	4	3	-	1	1	-	-	
62321	Residential mental retardation facilities .....	(E)	(D)	(D)	6	-	-	3	2	-	1	-	-	-	
62322	Residential mental health, subst abuse facil ..	(E)	(D)	(D)	3	-	-	1	1	-	-	1	-	-	
6233	Community care facilities for the elderly .....	(E)	(D)	(D)	11	-	2	2	7	-	-	-	-	-	
62331	Community care facilities for the elderly .....	(E)	(D)	(D)	11	-	2	2	7	-	-	-	-	-	

Note: Employment-size classes are indicated as follows: A—0 to 19; B—20 to 99; C—100 to 249; E—250 to 499; F—500 to 999; G—1,000 to 2,499; H—2,500 to 4,999; I—5,000 to 9,999; J—10,000 to 24,999; K—25,000 to 49,999; L—50,000 to 99,999; M—100,000 or more.

**Table 6. Counties—Employees, Payroll, and Establishments by Industry: 1999—Con.**

[Excludes most government employees, railroad employees, and self-employed persons. Size class 1 to 4 includes establishments with payroll, but no employees, during mid-March pay period. (D) denotes figures withheld to avoid disclosing data for individual companies; the data are included in broader industry totals. Detailed industries with 100 or more employees are shown if industry was not a (D). For explanation of terms, abbreviations, and data reliability/comparability, see introductory text]

NAICS code	Industry	Number of employees for week including March 12	Payroll (\$1,000)		Total number of establishments	Number of establishments by employment-size class																					
			First quarter	Annual		1 to 4	5 to 9	10 to 19	20 to 49	50 to 99	100 to 249	250 to 499	500 to 999	1,000 or more													
<b>NORFOLK (IC)—Con.</b>																											
<b>62 Health care and social assistance—Con.</b>																											
624	Social assistance .....	(G)	(D)	(D)	96	33	18	18	21	2	3	1	-	-													
6241	Individual & family services .....	882	3 285	13 726	38	15	5	8	6	1	3	-	-														
62411	Child & youth services .....	181	720	3 076	15	7	1	4	3	-	-	-	-														
624110	Child & youth services .....	181	720	3 076	15	7	1	4	3	-	-	-	-														
62412	Services for elderly & disabled persons .....	448	1 223	5 335	5	-	1	1	-	-	3	-	-														
624120	Services for elderly & disabled persons .....	448	1 223	5 335	5	-	1	1	-	-	3	-	-														
62419	Other individual & family services .....	253	1 342	5 315	18	8	3	3	3	1	-	-	-														
624190	Other individual & family services .....	253	1 342	5 315	18	8	3	3	3	1	-	-	-														
6242	Community, emergency & other relief services ..	(C)	(D)	(D)	12	3	3	2	4	-	-	-	-														
6243	Vocational rehabilitation services .....	375	999	4 363	4	1	-	-	1	1	-	1	-														
62431	Vocational rehabilitation services .....	375	999	4 363	4	1	-	-	1	1	-	1	-														
624310	Vocational rehabilitation services .....	375	999	4 363	4	1	-	-	1	1	-	1	-														
6244	Child day care services .....	512	1 282	5 479	42	14	10	8	10	-	-	-	-														
62441	Child day care services .....	512	1 282	5 479	42	14	10	8	10	-	-	-	-														
624410	Child day care services .....	512	1 282	5 479	42	14	10	8	10	-	-	-	-														
<b>71</b>	<b>Arts, entertainment &amp; recreation .....</b>	<b>1 204</b>	<b>4 561</b>	<b>19 125</b>	<b>61</b>	<b>26</b>	<b>5</b>	<b>12</b>	<b>12</b>	<b>4</b>	<b>2</b>	<b>-</b>	<b>-</b>														
711	Performing arts, spectator sports & related industries .....	499	2 144	8 245	19	12	-	2	2	1	2	-	-														
7111	Performing arts companies .....	421	1 723	6 311	9	5	-	1	-	1	2	-	-														
71111	Theater companies & dinner theaters .....	(C)	(D)	(D)	3	1	-	-	-	1	1	-	-														
71113	Musical groups & artists .....	(C)	(D)	(D)	5	4	-	-	-	-	1	-	-														
712	Museums, historical sites & like institutions .....	(C)	(D)	(D)	5	1	-	2	-	2	-	-	-														
7121	Museums, historical sites & like institutions .....	(C)	(D)	(D)	5	1	-	2	-	2	-	-	-														
713	Amusement, gambling & recreation industries .....	(F)	(D)	(D)	37	13	5	8	10	1	-	-	-														
7139	Other amusement & recreation industries .....	503	1 543	7 000	34	11	5	7	10	1	-	-	-														
71394	Fitness & recreational sports centers .....	193	546	2 526	10	3	3	-	3	1	-	-	-														
713940	Fitness & recreational sports centers .....	193	546	2 526	10	3	3	-	3	1	-	-	-														
71399	All other amusement & recreation industries ..	121	419	1 649	11	5	-	4	2	-	-	-	-														
713990	All other amusement & recreation industries ..	121	419	1 649	11	5	-	4	2	-	-	-	-														
<b>72</b>	<b>Accommodation &amp; food services .....</b>	<b>9 960</b>	<b>21 875</b>	<b>97 336</b>	<b>486</b>	<b>149</b>	<b>90</b>	<b>80</b>	<b>122</b>	<b>35</b>	<b>8</b>	<b>2</b>	<b>-</b>														
721	Accommodation .....	1 189	3 523	16 842	48	14	13	9	8	1	2	1	-														
7211	Traveler accommodation .....	(G)	(D)	(D)	46	14	11	9	8	1	2	1	-														
72111	Hotels (exc casino hotels) & motels .....	1 173	3 472	16 635	45	13	11	9	8	1	2	1	-														
721110	Hotels (exc casino hotels) & motels .....	1 173	3 472	16 635	45	13	11	9	8	1	2	1	-														
722	Food services & drinking places .....	8 771	18 352	80 494	438	135	77	71	114	34	6	1	-														
7221	Full-service restaurants .....	3 461	7 834	35 257	178	62	28	33	32	20	3	-	-														
72211	Full-service restaurants .....	3 461	7 834	35 257	178	62	28	33	32	20	3	-	-														
722110	Full-service restaurants .....	3 461	7 834	35 257	178	62	28	33	32	20	3	-	-														
7222	Limited-service eating places .....	3 997	7 753	33 745	205	47	37	35	72	13	1	-	-														
72221	Limited-service eating places .....	3 997	7 753	33 745	205	47	37	35	72	13	1	-	-														
722211	Limited-service restaurants .....	3 597	6 679	29 136	179	39	30	29	69	11	1	-	-														
7223	Special food services .....	(G)	(D)	(D)	25	7	7	2	6	-	2	1	-														
72231	Food service contractors .....	1 005	2 332	9 631	21	4	7	1	6	-	2	1	-														
722310	Food service contractors .....	1 005	2 332	9 631	21	4	7	1	6	-	2	1	-														
7224	Drinking places (alcoholic beverages) .....	(E)	(D)	(D)	30	19	5	1	4	1	-	-	-														
72241	Drinking places (alcoholic beverages) .....	(E)	(D)	(D)	30	19	5	1	4	1	-	-	-														
<b>81</b>	<b>Other services (except public administration) .....</b>	<b>5 850</b>	<b>24 644</b>	<b>106 175</b>	<b>701</b>	<b>383</b>	<b>170</b>	<b>85</b>	<b>47</b>	<b>13</b>	<b>3</b>	<b>-</b>	<b>-</b>														
811	Repair & maintenance .....	1 715	11 440	49 757	204	110	53	23	16	-	2	-	-														
8111	Automotive repair & maintenance .....	654	3 465	15 136	131	72	47	10	2	-	-	-	-														
81111	Automotive mechanical & electrical R&M .....	411	2 414	10 304	87	45	37	4	1	-	-	-	-														
811111	General automotive repair .....	253	1 452	6 118	54	31	20	2	1	-	-	-	-														
81112	Automotive body, paint, interior & glass repair .....	149	792	3 622	29	16	9	4	-	-	-	-	-														
811121	Automotive body, paint & interior R&M .....	123	655	2 892	22	12	6	4	-	-	-	-	-														
8112	Electronic & precision equipment R&M .....	414	3 507	14 910	24	13	2	3	5	-	1	-	-														
81121	Electronic & precision equipment R&M .....	414	3 507	14 910	24	13	2	3	5	-	1	-	-														
811212	Computer & office machine R&M .....	310	2 510	10 811	11	4	1	2	3	-	1	-	-														
8113	Commercial equipment (exc auto & elec) R&M .....	226	1 924	8 185	19	7	2	5	5	-	-	-	-														
81131	Commercial equipment (exc auto & elec) R&M .....	226	1 924	8 185	19	7	2	5	5	-	-	-	-														
811310	Commercial equipment (exc auto & elec) R&M .....	226	1 924	8 185	19	7	2	5	5	-	-	-	-														
8114	Personal & household goods R&M .....	421	2 544	11 526	30	18	2	5	4	-	1	-	-														
81149	Other personal & household goods R&M .....	258	1 884	8 469	13	8	2	1	1	-	1	-	-														
811490	Other personal & household goods R&M .....	258	1 884	8 469	13	8	2	1	1	-	1	-	-														
812	Personal & laundry services .....	1 165	3 850	16 419	173	102	43	16	9	3	-	-	-														
8121	Personal care services .....	492	1 503	6 454	94	56	27	7	3	1	-	-	-														
81211	Hair, nail & skin care services .....	472	1 459	6 244	87	51	25	7	3	1	-	-	-														
812112	Beauty salons .....	411	1 300	5 607	68	38	20	6	3	1	-	-	-														
8122	Death care services .....	(C)	(D)	(D)	14	3	6	3	2	-	-	-	-														
81221	Funeral homes .....	123	706	3 067	11	1	6	2	2	-	-	-	-														
812210	Funeral homes .....	123	706	3 067	11	1	6	2	2	-	-	-	-														
8123	Drycleaning & laundry services .....	371	1 258	5 455	45	28	8	4	4	1	-	-	-														
81232	Drycleaning & laundry services (exc coin-op) ..	187	515	2 267	22	10	7	2	3	-	-	-	-														
812320	Drycleaning & laundry services (exc coin-op) ..	187	515	2 267	22	10	7	2	3	-	-	-	-														
81233	Linen & uniform supply .....	147	668	2 665	4	-	7	2	1	1	-	-	-														

Note: Employment-size classes are indicated as follows: A—0 to 19; B—20 to 99; C—100 to 249; E—250 to 499; F—500 to 999; G—1,000 to 2,499; H—2,500 to 4,999; I—5,000 to 9,999; J—10,000 to 24,999; K—25,000 to 49,999; L—50,000 to 99,999; M—100,000 or more.

**Table 6. Counties—Employees, Payroll, and Establishments by Industry: 1999—Con.**

[Excludes most government employees, railroad employees, and self-employed persons. Size class 1 to 4 includes establishments with payroll, but no employees, during mid-March pay period. (D) denotes figures withheld to avoid disclosing data for individual companies; the data are included in broader industry totals. Detailed industries with 100 or more employees are shown if industry was not a (D). For explanation of terms, abbreviations, and data reliability/comparability, see introductory text]

NAICS code	Industry	Number of employees for week including March 12	Payroll (\$1,000)		Total number of establishments	Number of establishments by employment-size class									
			First quarter	Annual		1 to 4	5 to 9	10 to 19	20 to 49	50 to 99	100 to 249	250 to 499	500 to 999	1,000 or more	
<b>NORFOLK (IC)—Con.</b>															
<b>81</b>	<b>Other services (except public administration)—Con.</b>														
812	Personal & laundry services—Con.														
8129	Other personal services .....	(C)	(D)	(D)	20	15	2	2	—	1	—	—	—	—	
81292	Photofinishing .....	127	175	719	8	4	2	1	—	1	—	—	—	—	
813	Religious, grantmaking, civic, prof & like organizations .....	2 970	9 354	39 999	324	171	74	46	22	10	1	—	—	—	
8131	Religious organizations .....	1 627	4 444	17 900	184	91	46	30	13	4	—	—	—	—	
81311	Religious organizations .....	1 627	4 444	17 900	184	91	46	30	13	4	—	—	—	—	
813110	Religious organizations .....	1 627	4 444	17 900	184	91	46	30	13	4	—	—	—	—	
8132	Grantmaking & giving services .....	113	689	2 983	18	11	5	1	1	—	—	—	—	—	
81321	Grantmaking & giving services .....	113	689	2 983	18	11	5	1	1	—	—	—	—	—	
8133	Social advocacy organizations .....	167	580	3 147	8	2	3	1	1	1	—	—	—	—	
81331	Social advocacy organizations .....	167	580	3 147	8	2	3	1	1	1	—	—	—	—	
813312	Environment & wildlife organizations .....	150	517	2 434	4	—	1	1	1	1	—	—	—	—	
8134	Civic & social organizations .....	455	1 277	5 437	37	20	6	7	1	2	1	—	—	—	
81341	Civic & social organizations .....	455	1 277	5 437	37	20	6	7	1	2	1	—	—	—	
813410	Civic & social organizations .....	455	1 277	5 437	37	20	6	7	1	2	1	—	—	—	
8139	Business, labor, political, like organizations .....	608	2 364	10 532	77	47	14	7	6	3	—	—	—	—	
81391	Business associations .....	244	1 178	5 710	14	7	2	1	2	2	—	—	—	—	
813910	Business associations .....	244	1 178	5 710	14	7	2	1	2	2	—	—	—	—	
81393	Labor unions & similar labor organizations .....	281	902	3 655	38	21	6	4	4	1	—	—	—	—	
813930	Labor unions & similar labor organizations .....	281	902	3 655	38	21	6	4	4	1	—	—	—	—	
<b>95</b>	<b>Auxiliaries (exc corporate, subsidiary &amp; regional mgt)</b> .....	<b>1 043</b>	<b>7 607</b>	<b>34 321</b>	<b>19</b>	<b>5</b>	<b>3</b>	<b>5</b>	<b>4</b>	<b>—</b>	<b>—</b>	<b>2</b>	<b>—</b>	<b>—</b>	
<b>99</b>	<b>Unclassified establishments</b> .....	<b>53</b>	<b>166</b>	<b>2 355</b>	<b>49</b>	<b>45</b>	<b>4</b>	<b>—</b>	<b>—</b>	<b>—</b>	<b>—</b>	<b>—</b>	<b>—</b>	<b>—</b>	
<b>NORTON (IC)</b>															
	<b>Total</b> .....	<b>4 755</b>	<b>28 442</b>	<b>125 412</b>	<b>296</b>	<b>134</b>	<b>74</b>	<b>36</b>	<b>34</b>	<b>11</b>	<b>4</b>	<b>3</b>	<b>—</b>	<b>—</b>	
<b>21</b>	<b>Mining</b> .....	<b>348</b>	<b>3 324</b>	<b>16 202</b>	<b>13</b>	<b>4</b>	<b>1</b>	<b>2</b>	<b>2</b>	<b>4</b>	<b>—</b>	<b>—</b>	<b>—</b>	<b>—</b>	
212	Mining (except oil & gas) .....	(E)	(D)	(D)	10	2	1	1	2	4	—	—	—	—	
2121	Coal mining .....	(E)	(D)	(D)	10	2	1	1	2	4	—	—	—	—	
21211	Coal mining .....	(E)	(D)	(D)	10	2	1	1	2	4	—	—	—	—	
212111	Bituminous coal & lignite surface mining .....	187	1 874	9 838	5	1	—	1	—	3	—	—	—	—	
<b>22</b>	<b>Utilities</b> .....	<b>(B)</b>	<b>(D)</b>	<b>(D)</b>	<b>1</b>	<b>—</b>	<b>—</b>	<b>—</b>	<b>1</b>	<b>—</b>	<b>—</b>	<b>—</b>	<b>—</b>	<b>—</b>	
<b>23</b>	<b>Construction</b> .....	<b>142</b>	<b>579</b>	<b>3 372</b>	<b>19</b>	<b>10</b>	<b>6</b>	<b>1</b>	<b>2</b>	<b>—</b>	<b>—</b>	<b>—</b>	<b>—</b>	<b>—</b>	
<b>31-33</b>	<b>Manufacturing</b> .....	<b>425</b>	<b>2 124</b>	<b>10 517</b>	<b>8</b>	<b>3</b>	<b>2</b>	<b>1</b>	<b>—</b>	<b>2</b>	<b>—</b>	<b>—</b>	<b>—</b>	<b>—</b>	
312	Beverage & tobacco product mfg .....	(C)	(D)	(D)	2	—	1	—	—	—	1	—	—	—	
3121	Beverage mfg .....	(C)	(D)	(D)	2	—	1	—	—	—	1	—	—	—	
31211	Soft drink & ice mfg .....	(C)	(D)	(D)	2	—	1	—	—	—	1	—	—	—	
321	Wood product mfg .....	(C)	(D)	(D)	1	—	—	—	—	—	1	—	—	—	
3219	Other wood product mfg .....	(C)	(D)	(D)	1	—	—	—	—	—	1	—	—	—	
32191	Millwork .....	(C)	(D)	(D)	1	—	—	—	—	—	1	—	—	—	
<b>42</b>	<b>Wholesale trade</b> .....	<b>249</b>	<b>2 138</b>	<b>8 805</b>	<b>16</b>	<b>4</b>	<b>4</b>	<b>5</b>	<b>2</b>	<b>1</b>	<b>—</b>	<b>—</b>	<b>—</b>	<b>—</b>	
421	Wholesale trade, durable goods .....	164	1 567	6 333	12	3	4	4	—	1	—	—	—	—	
4218	Machinery, equipment & supplies whse .....	133	1 317	5 331	7	1	2	3	—	1	—	—	—	—	
42181	Const & mining (exc petroleum) equip whse .....	100	1 031	4 237	3	—	1	1	—	1	—	—	—	—	
421810	Const & mining (exc petroleum) equip whse .....	100	1 031	4 237	3	—	1	1	—	1	—	—	—	—	
<b>44-45</b>	<b>Retail trade</b> .....	<b>935</b>	<b>3 776</b>	<b>15 377</b>	<b>69</b>	<b>28</b>	<b>22</b>	<b>9</b>	<b>9</b>	<b>—</b>	<b>—</b>	<b>1</b>	<b>—</b>	<b>—</b>	
445	Food & beverage stores .....	133	382	1 549	7	3	—	2	2	—	—	—	—	—	
4451	Grocery stores .....	125	352	1 412	4	—	—	2	2	—	—	—	—	—	
44511	Grocery (except convenience) stores .....	125	352	1 412	4	—	—	2	2	—	—	—	—	—	
445110	Grocery (except convenience) stores .....	125	352	1 412	4	—	—	2	2	—	—	—	—	—	
448	Clothing & clothing accessories stores .....	104	265	1 101	12	5	4	1	2	—	—	—	—	—	
452	General merchandise stores .....	346	1 453	5 207	3	—	—	—	2	—	—	1	—	—	
4521	Department stores .....	(E)	(D)	(D)	1	—	—	—	—	—	—	1	—	—	
45211	Department stores .....	(E)	(D)	(D)	1	—	—	—	—	—	—	1	—	—	
<b>48-49</b>	<b>Transportation &amp; warehousing</b> .....	<b>93</b>	<b>552</b>	<b>2 401</b>	<b>7</b>	<b>2</b>	<b>4</b>	<b>—</b>	<b>—</b>	<b>1</b>	<b>—</b>	<b>—</b>	<b>—</b>	<b>—</b>	
<b>51</b>	<b>Information</b> .....	<b>364</b>	<b>2 925</b>	<b>11 091</b>	<b>10</b>	<b>3</b>	<b>—</b>	<b>2</b>	<b>3</b>	<b>—</b>	<b>2</b>	<b>—</b>	<b>—</b>	<b>—</b>	
513	Broadcasting & telecommunications .....	(E)	(D)	(D)	8	2	—	2	2	—	2	—	—	—	
5133	Telecommunications .....	(E)	(D)	(D)	5	1	—	1	1	—	2	—	—	—	
51331	Wired telecommunications carriers .....	(E)	(D)	(D)	5	1	—	1	1	—	2	—	—	—	
<b>52</b>	<b>Finance &amp; insurance</b> .....	<b>112</b>	<b>605</b>	<b>2 254</b>	<b>17</b>	<b>8</b>	<b>7</b>	<b>—</b>	<b>2</b>	<b>—</b>	<b>—</b>	<b>—</b>	<b>—</b>	<b>—</b>	
<b>53</b>	<b>Real estate &amp; rental &amp; leasing</b> .....	<b>20</b>	<b>47</b>	<b>181</b>	<b>7</b>	<b>6</b>	<b>1</b>	<b>—</b>	<b>—</b>	<b>—</b>	<b>—</b>	<b>—</b>	<b>—</b>	<b>—</b>	
<b>54</b>	<b>Professional, scientific &amp; technical services</b> .....	<b>190</b>	<b>1 036</b>	<b>4 772</b>	<b>22</b>	<b>15</b>	<b>3</b>	<b>1</b>	<b>2</b>	<b>1</b>	<b>—</b>	<b>—</b>	<b>—</b>	<b>—</b>	
541	Professional, scientific & technical services .....	190	1 036	4 772	22	15	3	1	2	1	—	—	—	—	
5411	Legal services .....	110	605	2 985	12	8	3	—	—	1	—	—	—	—	
54111	Offices of lawyers .....	110	605	2 985	12	8	3	—	—	1	—	—	—	—	
541110	Offices of lawyers .....	110	605	2 985	12	8	3	—	—	1	—	—	—	—	
<b>55</b>	<b>Management of companies &amp; enterprises</b> .....	<b>(A)</b>	<b>(D)</b>	<b>(D)</b>	<b>1</b>	<b>—</b>	<b>—</b>	<b>1</b>	<b>—</b>	<b>—</b>	<b>—</b>	<b>—</b>	<b>—</b>	<b>—</b>	

Note: Employment-size classes are indicated as follows: A—0 to 19; B—20 to 99; C—100 to 249; E—250 to 499; F—500 to 999; G—1,000 to 2,499; H—2,500 to 4,999; I—5,000 to 9,999; J—10,000 to 24,999; K—25,000 to 49,999; L—50,000 to 99,999; M—100,000 or more.



**Table 6. Counties—Employees, Payroll, and Establishments by Industry: 1999—Con.**

[Excludes most government employees, railroad employees, and self-employed persons. Size class 1 to 4 includes establishments with payroll, but no employees, during mid-March pay period. (D) denotes figures withheld to avoid disclosing data for individual companies; the data are included in broader industry totals. Detailed industries with 100 or more employees are shown if industry was not a (D). For explanation of terms, abbreviations, and data reliability/comparability, see introductory text]

NAICS code	Industry	Number of employees for week including March 12	Payroll (\$1,000)		Total number of establishments	Number of establishments by employment-size class									
			First quarter	Annual		1 to 4	5 to 9	10 to 19	20 to 49	50 to 99	100 to 249	250 to 499	500 to 999	1,000 or more	
<b>NORTON (IC)—Con.</b>															
<b>56</b>	<b>Admin, support, waste mgt, remediation services</b>	<b>117</b>	<b>424</b>	<b>2 055</b>	<b>8</b>	<b>5</b>	<b>2</b>	—	—	<b>1</b>	—	—	—	—	
561	Administrative & support services	(C)	(D)	(D)	7	4	2	—	—	1	—	—	—	—	
<b>62</b>	<b>Health care and social assistance</b>	<b>1 161</b>	<b>9 057</b>	<b>39 726</b>	<b>45</b>	<b>21</b>	<b>11</b>	<b>6</b>	<b>3</b>	<b>2</b>	—	<b>2</b>	—	—	
621	Ambulatory health care services	320	3 605	16 478	34	16	10	4	3	1	—	—	—	—	
6211	Offices of physicians	192	2 662	11 947	18	7	7	1	2	1	—	—	—	—	
62111	Offices of physicians	192	2 662	11 947	18	7	7	1	2	1	—	—	—	—	
621111	Offices of physicians (exc mental health)	192	2 662	11 947	18	7	7	1	2	1	—	—	—	—	
622	Hospitals	(F)	(D)	(D)	2	—	—	—	—	—	—	2	—	—	
6221	General medical & surgical hospitals	(F)	(D)	(D)	2	—	—	—	—	—	—	2	—	—	
62211	General medical & surgical hospitals	(F)	(D)	(D)	2	—	—	—	—	—	—	2	—	—	
<b>71</b>	<b>Arts, entertainment &amp; recreation</b>	<b>(A)</b>	<b>(D)</b>	<b>(D)</b>	<b>2</b>	<b>1</b>	—	<b>1</b>	—	—	—	—	—	—	
<b>72</b>	<b>Accommodation &amp; food services</b>	<b>452</b>	<b>966</b>	<b>4 233</b>	<b>23</b>	<b>5</b>	<b>4</b>	<b>5</b>	<b>8</b>	<b>1</b>	—	—	—	—	
722	Food services & drinking places	361	683	3 110	19	3	4	4	8	—	—	—	—	—	
7221	Full-service restaurants	139	237	1 250	6	1	1	1	3	—	—	—	—	—	
72211	Full-service restaurants	139	237	1 250	6	1	1	1	3	—	—	—	—	—	
722110	Full-service restaurants	139	237	1 250	6	1	1	1	3	—	—	—	—	—	
7222	Limited-service eating places	222	446	1 860	13	2	3	3	5	—	—	—	—	—	
72221	Limited-service eating places	222	446	1 860	13	2	3	3	5	—	—	—	—	—	
722211	Limited-service restaurants	222	446	1 860	13	2	3	3	5	—	—	—	—	—	
<b>81</b>	<b>Other services (except public administration)</b>	<b>92</b>	<b>344</b>	<b>1 296</b>	<b>25</b>	<b>16</b>	<b>7</b>	<b>2</b>	—	—	—	—	—	—	
<b>99</b>	<b>Unclassified establishments</b>	<b>3</b>	<b>9</b>	<b>28</b>	<b>3</b>	<b>3</b>	—	—	—	—	—	—	—	—	
<b>PETERSBURG (IC)</b>															
	<b>Total</b>	<b>13 213</b>	<b>78 566</b>	<b>354 597</b>	<b>900</b>	<b>434</b>	<b>225</b>	<b>121</b>	<b>76</b>	<b>22</b>	<b>17</b>	<b>3</b>	<b>1</b>	<b>1</b>	
<b>22</b>	<b>Utilities</b>	<b>(C)</b>	<b>(D)</b>	<b>(D)</b>	<b>3</b>	<b>1</b>	—	—	—	<b>1</b>	<b>1</b>	—	—	—	
221	Utilities	(C)	(D)	(D)	3	1	—	—	—	1	1	—	—	—	
2211	Elec pwr generation, transmsn & distribution	(C)	(D)	(D)	1	—	—	—	—	—	1	—	—	—	
22112	Electric pwr transmsn, control & distribution	(C)	(D)	(D)	1	—	—	—	—	—	1	—	—	—	
<b>23</b>	<b>Construction</b>	<b>953</b>	<b>5 747</b>	<b>28 849</b>	<b>77</b>	<b>40</b>	<b>19</b>	<b>8</b>	<b>4</b>	<b>4</b>	<b>2</b>	—	—	—	
234	Heavy construction	(E)	(D)	(D)	4	—	—	—	1	2	1	—	—	—	
2341	Highway, street, bridge & tunnel construction	230	1 583	7 613	3	—	—	—	1	1	1	—	—	—	
23411	Highway & street construction	230	1 583	7 613	3	—	—	—	1	1	1	—	—	—	
234110	Highway & street construction	230	1 583	7 613	3	—	—	—	1	1	1	—	—	—	
235	Special trade contractors	596	3 309	17 298	49	22	13	8	3	2	1	—	—	—	
2353	Electrical contractors	286	1 695	9 756	11	6	1	1	1	1	1	—	—	—	
23531	Electrical contractors	286	1 695	9 756	11	6	1	1	1	1	1	—	—	—	
235310	Electrical contractors	286	1 695	9 756	11	6	1	1	1	1	1	—	—	—	
2359	Other special trade contractors	(C)	(D)	(D)	8	4	—	1	2	1	—	—	—	—	
23599	All other special trade contractors	100	686	3 285	5	2	—	1	1	1	—	—	—	—	
235990	All other special trade contractors	100	686	3 285	5	2	—	1	1	1	—	—	—	—	
<b>31-33</b>	<b>Manufacturing</b>	<b>2 478</b>	<b>21 323</b>	<b>99 831</b>	<b>45</b>	<b>13</b>	<b>6</b>	<b>7</b>	<b>7</b>	<b>4</b>	<b>6</b>	<b>1</b>	<b>1</b>	—	
322	Paper mfg	(C)	(D)	(D)	1	—	—	—	—	—	1	—	—	—	
3222	Converted paper product mfg	(C)	(D)	(D)	1	—	—	—	—	—	1	—	—	—	
32221	Paperboard container mfg	(C)	(D)	(D)	1	—	—	—	—	—	1	—	—	—	
325	Chemical mfg	(E)	(D)	(D)	3	—	—	1	—	—	1	1	—	—	
3254	Pharmaceutical & medicine mfg	(E)	(D)	(D)	1	—	—	—	—	—	—	1	—	—	
32541	Pharmaceutical & medicine mfg	(E)	(D)	(D)	1	—	—	—	—	—	—	1	—	—	
3259	Other chemical product & preparation mfg	(C)	(D)	(D)	1	—	—	—	—	—	1	—	—	—	
32599	All other chemical product & preparation mfg	(C)	(D)	(D)	1	—	—	—	—	—	1	—	—	—	
327	Nonmetallic mineral product mfg	(E)	(D)	(D)	4	1	1	—	—	1	1	—	—	—	
3273	Cement & concrete product mfg	(C)	(D)	(D)	2	—	1	—	—	—	1	—	—	—	
32739	Other concrete product mfg	(C)	(D)	(D)	2	—	1	—	—	—	1	—	—	—	
332	Fabricated metal product mfg	1 023	8 490	44 533	10	3	1	1	2	—	2	—	1	—	
3323	Architectural & structural metals mfg	(C)	(D)	(D)	4	2	1	—	—	—	1	—	—	—	
33231	Plate work & fabricated structural prod mfg	(C)	(D)	(D)	1	—	—	—	—	—	1	—	—	—	
3324	Boiler, tank & shipping container mfg	(C)	(D)	(D)	2	—	—	1	—	—	1	—	—	—	
33242	Metal tank (heavy gauge) mfg	(C)	(D)	(D)	2	—	—	1	—	—	1	—	—	—	
3329	Other fabricated metal product mfg	(F)	(D)	(D)	1	—	—	—	—	—	—	—	1	—	
33299	All other fabricated metal product mfg	(F)	(D)	(D)	1	—	—	—	—	—	—	—	1	—	
339	Miscellaneous mfg	(E)	(D)	(D)	4	1	1	—	1	—	1	—	—	—	
3391	Medical equipment & supplies mfg	(E)	(D)	(D)	2	—	—	—	1	—	1	—	—	—	
33911	Medical equipment & supplies mfg	(E)	(D)	(D)	2	—	—	—	1	—	1	—	—	—	
<b>42</b>	<b>Wholesale trade</b>	<b>464</b>	<b>2 660</b>	<b>12 441</b>	<b>34</b>	<b>13</b>	<b>8</b>	<b>5</b>	<b>6</b>	<b>2</b>	—	—	—	—	
421	Wholesale trade, durable goods	219	1 149	4 978	20	8	5	3	3	1	—	—	—	—	
422	Wholesale trade, nondurable goods	245	1 511	7 463	14	5	3	2	3	1	—	—	—	—	

Note: Employment-size classes are indicated as follows: A—0 to 19; B—20 to 99; C—100 to 249; E—250 to 499; F—500 to 999; G—1,000 to 2,499; H—2,500 to 4,999; I—5,000 to 9,999; J—10,000 to 24,999; K—25,000 to 49,999; L—50,000 to 99,999; M—100,000 or more.

**Table 6. Counties—Employees, Payroll, and Establishments by Industry: 1999—Con.**

[Excludes most government employees, railroad employees, and self-employed persons. Size class 1 to 4 includes establishments with payroll, but no employees, during mid-March pay period. (D) denotes figures withheld to avoid disclosing data for individual companies; the data are included in broader industry totals. Detailed industries with 100 or more employees are shown if industry was not a (D). For explanation of terms, abbreviations, and data reliability/comparability, see introductory text]

NAICS code	Industry	Number of employees for week including March 12	Payroll (\$1,000)		Total number of establishments	Number of establishments by employment-size class									
			First quarter	Annual		1 to 4	5 to 9	10 to 19	20 to 49	50 to 99	100 to 249	250 to 499	500 to 999	1,000 or more	
<b>PETERSBURG (IC)—Con.</b>															
<b>44-45</b>	<b>Retail trade</b>	<b>1 752</b>	<b>7 899</b>	<b>37 423</b>	<b>182</b>	<b>79</b>	<b>52</b>	<b>30</b>	<b>17</b>	<b>3</b>	<b>1</b>				
441	Motor vehicle & parts dealers	390	2 430	10 834	35	16	6	6	6	1					
4411	Automobile dealers	216	1 509	6 989	17	8	4	1	3	1					
44111	New car dealers	181	1 291	6 058	5			1	3	1					
441110	New car dealers	181	1 291	6 058	5			1	3	1					
4413	Automotive parts, accessories & tire stores	(C)	(D)	(D)	17	7	2	5	3						
44131	Automotive parts, accessories & tire stores	135	692	2 779	14	6	1	5	2						
441310	Automotive parts, accessories & tire stores	135	692	2 779	14	6	1	5	2						
444	Bldg material & garden equip & supp dealers	228	1 231	5 973	15	4	5	3	2	1					
4441	Building material & supplies dealers	(C)	(D)	(D)	12	3	4	2	2	1					
44419	Other building material dealers	148	954	4 702	7	2	2		2	1					
444190	Other building material dealers	148	954	4 702	7	2	2		2	1					
445	Food & beverage stores	437	1 298	5 608	29	13	5	4	5	1	1				
4451	Grocery stores	(E)	(D)	(D)	25	12	3	3	5	1	1				
44511	Grocery (except convenience) stores	399	1 146	4 790	19	7	3	2	5	1	1				
445110	Grocery (except convenience) stores	399	1 146	4 790	19	7	3	2	5	1	1				
446	Health & personal care stores	139	947	2 744	16	7	4	4	1						
4461	Health & personal care stores	139	947	2 744	16	7	4	4	1						
44611	Pharmacies & drug stores	117	826	2 217	8	1	2	4	1						
446110	Pharmacies & drug stores	117	826	2 217	8	1	2	4	1						
447	Gasoline stations	240	724	3 165	28	5	12	10	1						
4471	Gasoline stations	240	724	3 165	28	5	12	10	1						
44711	Gasoline stations with convenience stores	174	528	2 359	18	1	9	7	1						
447110	Gasoline stations with convenience stores	174	528	2 359	18	1	9	7	1						
<b>48-49</b>	<b>Transportation &amp; warehousing</b>	<b>191</b>	<b>960</b>	<b>4 735</b>	<b>28</b>	<b>18</b>	<b>5</b>	<b>2</b>	<b>3</b>						
<b>51</b>	<b>Information</b>	<b>(C)</b>	<b>(D)</b>	<b>(D)</b>	<b>8</b>	<b>1</b>	<b>3</b>	<b>2</b>	<b>1</b>	<b>1</b>					
<b>52</b>	<b>Finance &amp; insurance</b>	<b>321</b>	<b>2 617</b>	<b>9 521</b>	<b>49</b>	<b>23</b>	<b>19</b>	<b>3</b>	<b>4</b>						
522	Credit intermediation & related activities	243	1 889	7 377	32	12	15	2	3						
5221	Depository credit intermediation	(C)	(D)	(D)	23	8	11	1	3						
52211	Commercial banking	139	1 120	3 773	18	6	9	1	2						
522110	Commercial banking	139	1 120	3 773	18	6	9	1	2						
<b>53</b>	<b>Real estate &amp; rental &amp; leasing</b>	<b>94</b>	<b>519</b>	<b>1 912</b>	<b>26</b>	<b>20</b>	<b>4</b>	<b>2</b>							
<b>54</b>	<b>Professional, scientific &amp; technical services</b>	<b>632</b>	<b>5 582</b>	<b>22 045</b>	<b>55</b>	<b>32</b>	<b>10</b>	<b>10</b>	<b>2</b>			<b>1</b>			
541	Professional, scientific & technical services	632	5 582	22 045	55	32	10	10	2			1			
5415	Computer systems design & related services	336	2 625	10 638	5	3			1			1			
54151	Computer systems design & related services	336	2 625	10 638	5	3			1			1			
<b>55</b>	<b>Management of companies &amp; enterprises</b>	<b>(B)</b>	<b>(D)</b>	<b>(D)</b>	<b>2</b>		<b>1</b>	<b>1</b>							
<b>56</b>	<b>Admin, support, waste mgt, remediation services</b>	<b>596</b>	<b>2 724</b>	<b>11 312</b>	<b>24</b>	<b>5</b>	<b>12</b>	<b>4</b>	<b>1</b>		<b>1</b>	<b>1</b>			
561	Administrative & support services	596	2 724	11 312	24	5	12	4	1		1	1			
5617	Services to buildings & dwellings	515	2 425	9 790	14	3	5	4			1	1			
56172	Janitorial services	461	2 179	8 697	7	1	2	2			1	1			
561720	Janitorial services	461	2 179	8 697	7	1	2	2			1	1			
<b>61</b>	<b>Educational services</b>	<b>73</b>	<b>264</b>	<b>1 059</b>	<b>6</b>	<b>3</b>		<b>1</b>	<b>2</b>						
<b>62</b>	<b>Health care and social assistance</b>	<b>2 988</b>	<b>17 302</b>	<b>77 213</b>	<b>105</b>	<b>48</b>	<b>30</b>	<b>16</b>	<b>4</b>	<b>1</b>	<b>5</b>			<b>1</b>	
621	Ambulatory health care services	751	4 511	21 153	74	38	24	9	1		2				
6211	Offices of physicians	261	2 523	12 282	38	18	13	6	1						
62111	Offices of physicians	261	2 523	12 282	38	18	13	6	1						
6216	Home health care services	(E)	(D)	(D)	2						2				
62161	Home health care services	(E)	(D)	(D)	2						2				
622	Hospitals	(G)	(D)	(D)	2						1			1	
6221	General medical & surgical hospitals	(G)	(D)	(D)	1									1	
62211	General medical & surgical hospitals	(G)	(D)	(D)	1									1	
6222	Psychiatric & substance abuse hospitals	(C)	(D)	(D)	1						1				
62221	Psychiatric & substance abuse hospitals	(C)	(D)	(D)	1						1				
623	Nursing & residential care facilities	(E)	(D)	(D)	11	4	1	2	1	1	2				
6231	Nursing care facilities	(C)	(D)	(D)	2						2				
62311	Nursing care facilities	(C)	(D)	(D)	2						2				
6233	Community care facilities for the elderly	102	319	1 495	5	1	1	1	1	1					
62331	Community care facilities for the elderly	102	319	1 495	5	1	1	1	1	1					
624	Social assistance	154	457	1 925	18	6	5	5	2						
<b>71</b>	<b>Arts, entertainment &amp; recreation</b>	<b>57</b>	<b>185</b>	<b>820</b>	<b>9</b>	<b>6</b>		<b>2</b>	<b>1</b>						

Note: Employment-size classes are indicated as follows: A—0 to 19; B—20 to 99; C—100 to 249; E—250 to 499; F—500 to 999; G—1,000 to 2,499; H—2,500 to 4,999; I—5,000 to 9,999; J—10,000 to 24,999; K—25,000 to 49,999; L—50,000 to 99,999; M—100,000 or more.

**Table 6. Counties—Employees, Payroll, and Establishments by Industry: 1999—Con.**

[Excludes most government employees, railroad employees, and self-employed persons. Size class 1 to 4 includes establishments with payroll, but no employees, during mid-March pay period. (D) denotes figures withheld to avoid disclosing data for individual companies; the data are included in broader industry totals. Detailed industries with 100 or more employees are shown if industry was not a (D). For explanation of terms, abbreviations, and data reliability/comparability, see introductory text]

NAICS code	Industry	Number of employees for week including March 12	Payroll (\$1,000)		Total number of establishments	Number of establishments by employment-size class								
			First quarter	Annual		1 to 4	5 to 9	10 to 19	20 to 49	50 to 99	100 to 249	250 to 499	500 to 999	1,000 or more
<b>PETERSBURG (IC)—Con.</b>														
<b>72</b>	<b>Accommodation &amp; food services</b> .....	<b>1 220</b>	<b>2 695</b>	<b>12 069</b>	<b>80</b>	<b>28</b>	<b>18</b>	<b>9</b>	<b>21</b>	<b>4</b>	—	—	—	—
721	Accommodation .....	247	444	2 286	20	8	4	3	4	1	—	—	—	—
7211	Traveler accommodation .....	(C)	(D)	(D)	19	7	4	3	4	1	—	—	—	—
72111	Hotels (exc casino hotels) & motels .....	(C)	(D)	(D)	19	7	4	3	4	1	—	—	—	—
722	Food services & drinking places .....	973	2 251	9 783	60	20	14	6	17	3	—	—	—	—
7221	Full-service restaurants .....	306	686	2 932	25	8	9	1	6	1	—	—	—	—
72211	Full-service restaurants .....	306	686	2 932	25	8	9	1	6	1	—	—	—	—
722110	Full-service restaurants .....	306	686	2 932	25	8	9	1	6	1	—	—	—	—
7222	Limited-service eating places .....	547	1 319	5 661	27	9	3	3	11	1	—	—	—	—
72221	Limited-service eating places .....	547	1 319	5 661	27	9	3	3	11	1	—	—	—	—
722211	Limited-service restaurants .....	547	1 319	5 661	27	9	3	3	11	1	—	—	—	—
7223	Special food services .....	(C)	(D)	(D)	6	2	1	2	—	1	—	—	—	—
<b>81</b>	<b>Other services (except public administration)</b> .....	<b>1 003</b>	<b>3 822</b>	<b>16 677</b>	<b>149</b>	<b>89</b>	<b>36</b>	<b>19</b>	<b>2</b>	<b>2</b>	<b>1</b>	—	—	—
811	Repair & maintenance .....	217	1 217	5 522	49	33	9	7	—	—	—	—	—	—
8111	Automotive repair & maintenance .....	155	819	3 689	37	25	8	4	—	—	—	—	—	—
812	Personal & laundry services .....	433	1 772	7 669	34	16	9	5	2	1	1	—	—	—
8123	Drycleaning & laundry services .....	310	1 202	5 115	15	8	3	1	1	1	1	—	—	—
81233	Linen & uniform supply .....	(E)	(D)	(D)	3	—	—	—	1	1	1	—	—	—
813	Religious, grantmaking, civic, prof & like organizations .....	353	833	3 486	66	40	18	7	—	1	—	—	—	—
8131	Religious organizations .....	265	640	2 610	53	31	15	7	—	—	—	—	—	—
81311	Religious organizations .....	265	640	2 610	53	31	15	7	—	—	—	—	—	—
813110	Religious organizations .....	265	640	2 610	53	31	15	7	—	—	—	—	—	—
<b>95</b>	<b>Auxiliaries (exc corporate, subsidiary &amp; regional mgt)</b> .....	<b>(B)</b>	<b>(D)</b>	<b>(D)</b>	<b>1</b>	—	—	—	<b>1</b>	—	—	—	—	—
<b>99</b>	<b>Unclassified establishments</b> .....	<b>27</b>	<b>60</b>	<b>594</b>	<b>17</b>	<b>15</b>	<b>2</b>	—	—	—	—	—	—	—
<b>POQUOSON (IC)</b>														
	<b>Total</b> .....	<b>1 385</b>	<b>5 276</b>	<b>23 958</b>	<b>170</b>	<b>93</b>	<b>35</b>	<b>29</b>	<b>10</b>	<b>2</b>	<b>1</b>	—	—	—
<b>11</b>	<b>Forestry, fishing, hunting, and agriculture support</b> .....	<b>(A)</b>	<b>(D)</b>	<b>(D)</b>	<b>1</b>	<b>1</b>	—	—	—	—	—	—	—	—
<b>23</b>	<b>Construction</b> .....	<b>206</b>	<b>1 048</b>	<b>5 439</b>	<b>36</b>	<b>20</b>	<b>10</b>	<b>4</b>	<b>2</b>	—	—	—	—	—
235	Special trade contractors .....	150	771	4 022	21	11	5	3	2	—	—	—	—	—
<b>31-33</b>	<b>Manufacturing</b> .....	<b>50</b>	<b>325</b>	<b>1 511</b>	<b>5</b>	<b>3</b>	—	<b>1</b>	<b>1</b>	—	—	—	—	—
<b>42</b>	<b>Wholesale trade</b> .....	<b>57</b>	<b>234</b>	<b>1 347</b>	<b>10</b>	<b>6</b>	<b>2</b>	<b>1</b>	<b>1</b>	—	—	—	—	—
<b>44-45</b>	<b>Retail trade</b> .....	<b>333</b>	<b>816</b>	<b>3 516</b>	<b>26</b>	<b>14</b>	<b>3</b>	<b>6</b>	<b>2</b>	—	<b>1</b>	—	—	—
445	Food & beverage stores .....	207	451	1 903	6	3	1	—	1	—	1	—	—	—
4451	Grocery stores .....	207	451	1 903	6	3	1	—	1	—	1	—	—	—
44511	Grocery (except convenience) stores .....	(C)	(D)	(D)	2	—	—	—	1	—	1	—	—	—
<b>51</b>	<b>Information</b> .....	<b>(A)</b>	<b>(D)</b>	<b>(D)</b>	<b>1</b>	<b>1</b>	—	—	—	—	—	—	—	—
<b>52</b>	<b>Finance &amp; insurance</b> .....	<b>32</b>	<b>230</b>	<b>1 220</b>	<b>8</b>	<b>6</b>	—	<b>2</b>	—	—	—	—	—	—
<b>53</b>	<b>Real estate &amp; rental &amp; leasing</b> .....	<b>31</b>	<b>171</b>	<b>674</b>	<b>7</b>	<b>5</b>	<b>1</b>	<b>1</b>	—	—	—	—	—	—
<b>54</b>	<b>Professional, scientific &amp; technical services</b> .....	<b>78</b>	<b>644</b>	<b>2 535</b>	<b>13</b>	<b>9</b>	<b>2</b>	<b>1</b>	<b>1</b>	—	—	—	—	—
<b>56</b>	<b>Admin, support, waste mgt, remediation services</b> .....	<b>54</b>	<b>151</b>	<b>670</b>	<b>12</b>	<b>8</b>	<b>2</b>	<b>2</b>	—	—	—	—	—	—
<b>61</b>	<b>Educational services</b> .....	<b>(A)</b>	<b>(D)</b>	<b>(D)</b>	<b>1</b>	—	<b>1</b>	—	—	—	—	—	—	—
<b>62</b>	<b>Health care and social assistance</b> .....	<b>235</b>	<b>817</b>	<b>3 711</b>	<b>11</b>	<b>3</b>	<b>3</b>	<b>2</b>	<b>1</b>	<b>2</b>	—	—	—	—
623	Nursing & residential care facilities .....	(C)	(D)	(D)	2	—	—	—	1	1	—	—	—	—
<b>71</b>	<b>Arts, entertainment &amp; recreation</b> .....	<b>(A)</b>	<b>(D)</b>	<b>(D)</b>	<b>1</b>	<b>1</b>	—	—	—	—	—	—	—	—
<b>72</b>	<b>Accommodation &amp; food services</b> .....	<b>182</b>	<b>323</b>	<b>1 285</b>	<b>14</b>	<b>2</b>	<b>3</b>	<b>7</b>	<b>2</b>	—	—	—	—	—
722	Food services & drinking places .....	182	323	1 285	14	2	3	7	2	—	—	—	—	—
7221	Full-service restaurants .....	104	180	767	9	1	1	7	—	—	—	—	—	—
72211	Full-service restaurants .....	104	180	767	9	1	1	7	—	—	—	—	—	—
722110	Full-service restaurants .....	104	180	767	9	1	1	7	—	—	—	—	—	—
<b>81</b>	<b>Other services (except public administration)</b> .....	<b>117</b>	<b>430</b>	<b>1 891</b>	<b>22</b>	<b>12</b>	<b>8</b>	<b>2</b>	—	—	—	—	—	—
<b>99</b>	<b>Unclassified establishments</b> .....	<b>(A)</b>	<b>(D)</b>	<b>(D)</b>	<b>2</b>	<b>2</b>	—	—	—	—	—	—	—	—

Note: Employment-size classes are indicated as follows: A—0 to 19; B—20 to 99; C—100 to 249; E—250 to 499; F—500 to 999; G—1,000 to 2,499; H—2,500 to 4,999; I—5,000 to 9,999; J—10,000 to 24,999; K—25,000 to 49,999; L—50,000 to 99,999; M—100,000 or more.

**Table 6. Counties—Employees, Payroll, and Establishments by Industry: 1999—Con.**

[Excludes most government employees, railroad employees, and self-employed persons. Size class 1 to 4 includes establishments with payroll, but no employees, during mid-March pay period. (D) denotes figures withheld to avoid disclosing data for individual companies; the data are included in broader industry totals. Detailed industries with 100 or more employees are shown if industry was not a (D). For explanation of terms, abbreviations, and data reliability/comparability, see introductory text]

NAICS code	Industry	Number of employees for week including March 12	Payroll (\$1,000)		Total number of establishments	Number of establishments by employment-size class									
			First quarter	Annual		1 to 4	5 to 9	10 to 19	20 to 49	50 to 99	100 to 249	250 to 499	500 to 999	1,000 or more	
<b>PORTSMOUTH (IC)</b>															
	<b>Total</b> .....	<b>25 119</b>	<b>139 580</b>	<b>595 495</b>	<b>1 703</b>	<b>827</b>	<b>387</b>	<b>249</b>	<b>159</b>	<b>46</b>	<b>26</b>	<b>6</b>	<b>1</b>	<b>2</b>	
<b>11</b>	<b>Forestry, fishing, hunting, and agriculture support</b> .....	(A)	(D)	(D)	1	1	—	—	—	—	—	—	—	—	
<b>22</b>	<b>Utilities</b> .....	<b>130</b>	<b>2 010</b>	<b>7 705</b>	<b>4</b>	<b>1</b>	—	—	<b>2</b>	<b>1</b>	—	—	—	—	
221	Utilities .....	130	2 010	7 705	4	1	—	—	2	1	—	—	—	—	
<b>23</b>	<b>Construction</b> .....	<b>1 862</b>	<b>11 241</b>	<b>48 360</b>	<b>166</b>	<b>89</b>	<b>32</b>	<b>20</b>	<b>17</b>	<b>6</b>	<b>2</b>	—	—	—	
233	Building, developing & general contracting .....	459	2 685	10 866	45	25	9	6	3	1	1	—	—	—	
2332	Residential building construction .....	203	1 209	5 466	25	19	3	2	—	—	1	—	—	—	
23322	Multifamily housing construction .....	(C)	(D)	(D)	2	1	—	—	—	—	1	—	—	—	
2333	Nonresidential building construction .....	(E)	(D)	(D)	18	5	5	4	3	1	—	—	—	—	
23332	Commercial & institutional bldg construction ..	220	1 216	4 292	15	5	3	3	3	1	—	—	—	—	
233320	Commercial & institutional bldg construction ..	220	1 216	4 292	15	5	3	3	3	1	—	—	—	—	
234	Heavy construction .....	193	1 591	7 791	10	3	3	2	—	2	—	—	—	—	
2349	Other heavy construction .....	(C)	(D)	(D)	8	3	2	1	—	2	—	—	—	—	
23499	All other heavy construction .....	166	1 385	6 852	7	3	1	1	—	2	—	—	—	—	
234990	All other heavy construction .....	166	1 385	6 852	7	3	1	1	—	2	—	—	—	—	
235	Special trade contractors .....	1 210	6 965	29 703	111	61	20	12	14	3	1	—	—	—	
2351	Plumbing, heating & AC contractor .....	367	2 409	10 100	26	12	3	5	5	1	—	—	—	—	
23511	Plumbing, heating & AC contractor .....	367	2 409	10 100	26	12	3	5	5	1	—	—	—	—	
235110	Plumbing, heating & AC contractor .....	367	2 409	10 100	26	12	3	5	5	1	—	—	—	—	
2353	Electrical contractors .....	168	1 092	4 395	17	10	3	1	2	1	—	—	—	—	
23531	Electrical contractors .....	168	1 092	4 395	17	10	3	1	2	1	—	—	—	—	
235310	Electrical contractors .....	168	1 092	4 395	17	10	3	1	2	1	—	—	—	—	
2354	Masonry, drywall, insulation, tile contractors ..	291	1 597	6 684	16	5	6	2	2	—	1	—	—	—	
23542	Drywall, acoustical & insulation contractors ..	211	1 315	5 392	7	2	2	1	1	—	1	—	—	—	
235420	Drywall, acoustical & insulation contractors ..	211	1 315	5 392	7	2	2	1	1	—	1	—	—	—	
2356	Roofing, siding, & sheet metal contractors .....	160	736	3 529	13	7	1	2	2	1	—	—	—	—	
23561	Roofing, siding, & sheet metal contractors .....	160	736	3 529	13	7	1	2	2	1	—	—	—	—	
235610	Roofing, siding, & sheet metal contractors ..	160	736	3 529	13	7	1	2	2	1	—	—	—	—	
2359	Other special trade contractors .....	124	713	3 102	16	9	4	1	2	—	—	—	—	—	
<b>31-33</b>	<b>Manufacturing</b> .....	<b>1 742</b>	<b>12 280</b>	<b>45 370</b>	<b>67</b>	<b>27</b>	<b>15</b>	<b>10</b>	<b>9</b>	—	<b>5</b>	<b>1</b>	—	—	
311	Food mfg .....	904	6 023	20 059	13	2	3	2	3	—	2	1	—	—	
3116	Animal slaughtering & processing .....	(F)	(D)	(D)	4	—	—	—	2	—	1	1	—	—	
31161	Animal slaughtering & processing .....	(F)	(D)	(D)	4	—	—	—	2	—	1	1	—	—	
3118	Bakeries & tortilla mfg .....	(C)	(D)	(D)	5	—	2	2	—	—	1	—	—	—	
31182	Cookie, cracker & pasta mfg .....	(C)	(D)	(D)	1	—	—	—	—	—	1	—	—	—	
325	Chemical mfg .....	(C)	(D)	(D)	4	2	1	—	—	—	1	—	—	—	
3256	Soap, cleaners & toilet preparation mfg .....	(C)	(D)	(D)	1	—	—	—	—	—	1	—	—	—	
32561	Soap & cleaning compound mfg .....	(C)	(D)	(D)	1	—	—	—	—	—	1	—	—	—	
332	Fabricated metal product mfg .....	352	3 044	9 890	16	9	1	3	1	—	2	—	—	—	
3323	Architectural & structural metals mfg .....	140	1 328	5 552	6	4	—	1	—	—	1	—	—	—	
33232	Ornamental & architectural metal prod mfg ..	(C)	(D)	(D)	5	4	—	—	—	—	1	—	—	—	
3324	Boiler, tank & shipping container mfg .....	(C)	(D)	(D)	1	—	—	—	—	—	1	—	—	—	
33243	Light gauge metal container mfg .....	(C)	(D)	(D)	1	—	—	—	—	—	1	—	—	—	
<b>42</b>	<b>Wholesale trade</b> .....	<b>725</b>	<b>5 735</b>	<b>30 477</b>	<b>58</b>	<b>29</b>	<b>12</b>	<b>4</b>	<b>10</b>	<b>2</b>	<b>1</b>	—	—	—	
421	Wholesale trade, durable goods .....	579	4 531	21 291	45	23	10	2	8	1	1	—	—	—	
4216	Electrical goods whsle .....	117	958	4 759	5	2	1	—	1	1	—	—	—	—	
42169	Other electronic parts & equipment whsle ..	(C)	(D)	(D)	3	1	—	—	1	1	—	—	—	—	
4218	Machinery, equipment & supplies whsle .....	211	1 623	8 146	14	7	3	2	1	—	1	—	—	—	
42183	Industrial machinery & equipment whsle .....	161	1 356	6 845	7	5	—	—	1	—	1	—	—	—	
421830	Industrial machinery & equipment whsle ..	161	1 356	6 845	7	5	—	—	1	—	1	—	—	—	
422	Wholesale trade, nondurable goods .....	146	1 204	9 186	13	6	2	2	2	1	—	—	—	—	
<b>44-45</b>	<b>Retail trade</b> .....	<b>3 876</b>	<b>14 439</b>	<b>60 714</b>	<b>285</b>	<b>109</b>	<b>80</b>	<b>58</b>	<b>22</b>	<b>9</b>	<b>7</b>	—	—	—	
441	Motor vehicle & parts dealers .....	613	3 488	15 959	52	19	16	8	7	2	—	—	—	—	
4411	Automobile dealers .....	356	2 302	11 085	23	9	5	2	5	2	—	—	—	—	
44111	New car dealers .....	248	1 751	8 431	8	2	1	—	3	2	—	—	—	—	
441110	New car dealers .....	248	1 751	8 431	8	2	1	—	3	2	—	—	—	—	
44112	Used car dealers .....	108	551	2 654	15	7	4	2	2	—	—	—	—	—	
441120	Used car dealers .....	108	551	2 654	15	7	4	2	2	—	—	—	—	—	
4413	Automotive parts, accessories & tire stores ..	220	976	3 843	23	7	9	5	2	—	—	—	—	—	
44131	Automotive parts, accessories & tire stores ..	159	629	2 291	16	6	5	3	2	—	—	—	—	—	
441310	Automotive parts, accessories & tire stores ..	159	629	2 291	16	6	5	3	2	—	—	—	—	—	
442	Furniture & home furnishing stores .....	110	517	2 460	16	11	—	4	1	—	—	—	—	—	
444	Bldg material & garden equip & supp dealers ..	207	1 040	4 033	20	5	9	3	3	—	—	—	—	—	
4441	Building material & supplies dealers .....	(C)	(D)	(D)	18	5	8	2	3	—	—	—	—	—	
445	Food & beverage stores .....	1 502	3 755	14 716	40	10	9	5	6	4	6	—	—	—	
4451	Grocery stores .....	1 313	3 107	11 864	28	7	1	5	6	4	5	—	—	—	
44511	Grocery (except convenience) stores .....	1 244	2 917	11 132	19	2	1	2	5	4	5	—	—	—	
445110	Grocery (except convenience) stores .....	1 244	2 917	11 132	19	2	1	2	5	4	5	—	—	—	
4452	Specialty food stores .....	(C)	(D)	(D)	7	3	3	—	—	—	1	—	—	—	
44529	Other specialty food stores .....	(C)	(D)	(D)	4	2	1	—	—	—	1	—	—	—	

Note: Employment-size classes are indicated as follows: A—0 to 19; B—20 to 99; C—100 to 249; E—250 to 499; F—500 to 999; G—1,000 to 2,499; H—2,500 to 4,999; I—5,000 to 9,999; J—10,000 to 24,999; K—25,000 to 49,999; L—50,000 to 99,999; M—100,000 or more.

**Table 6. Counties—Employees, Payroll, and Establishments by Industry: 1999—Con.**

[Excludes most government employees, railroad employees, and self-employed persons. Size class 1 to 4 includes establishments with payroll, but no employees, during mid-March pay period. (D) denotes figures withheld to avoid disclosing data for individual companies; the data are included in broader industry totals. Detailed industries with 100 or more employees are shown if industry was not a (D). For explanation of terms, abbreviations, and data reliability/comparability, see introductory text]

NAICS code	Industry	Number of employees for week including March 12	Payroll (\$1,000)		Total number of establishments	Number of establishments by employment-size class								
			First quarter	Annual		1 to 4	5 to 9	10 to 19	20 to 49	50 to 99	100 to 249	250 to 499	500 to 999	1,000 or more
<b>PORTSMOUTH (IC)—Con.</b>														
<b>44-45 Retail trade—Con.</b>														
446	Health & personal care stores	444	2 266	10 011	26	6	6	11	1	1	1	—	—	—
4461	Health & personal care stores	444	2 266	10 011	26	6	6	11	1	1	1	—	—	—
44611	Pharmacies & drug stores	408	2 145	9 408	16	—	2	11	1	1	1	—	—	—
446110	Pharmacies & drug stores	408	2 145	9 408	16	—	2	11	1	1	1	—	—	—
447	Gasoline stations	401	1 396	5 318	32	6	10	13	2	1	—	—	—	—
4471	Gasoline stations	401	1 396	5 318	32	6	10	13	2	1	—	—	—	—
44711	Gasoline stations with convenience stores	360	1 288	4 835	27	4	9	11	2	1	—	—	—	—
447110	Gasoline stations with convenience stores	360	1 288	4 835	27	4	9	11	2	1	—	—	—	—
452	General merchandise stores	201	595	2 298	18	5	8	3	1	1	—	—	—	—
4529	Other general merchandise stores	201	595	2 298	18	5	8	3	1	1	—	—	—	—
45299	All other general merchandise stores	201	595	2 298	18	5	8	3	1	1	—	—	—	—
452990	All other general merchandise stores	201	595	2 298	18	5	8	3	1	1	—	—	—	—
453	Miscellaneous store retailers	158	466	2 121	36	24	6	6	—	—	—	—	—	—
<b>48-49 Transportation &amp; warehousing</b>														
484	Truck transportation	308	1 894	8 595	24	13	2	2	6	1	—	—	—	—
4841	General freight trucking	230	1 585	7 004	13	5	2	1	4	1	—	—	—	—
48412	General freight trucking, long-distance	(C)	(D)	(D)	11	4	2	1	3	1	—	—	—	—
484122	General freight trucking, long-distance, LTL	136	1 030	4 494	3	—	—	—	2	1	—	—	—	—
488	Transportation support activities	950	8 814	39 398	15	8	3	1	1	—	—	1	1	—
4883	Water transportation support activities	912	8 566	38 555	3	—	—	—	1	—	—	1	1	—
48831	Port & harbor operations	(E)	(D)	(D)	1	—	—	—	—	—	—	1	—	—
48832	Marine cargo handling	(F)	(D)	(D)	1	—	—	—	—	—	—	—	1	—
<b>51 Information</b>														
513	Broadcasting & telecommunications	(E)	(D)	(D)	10	4	—	2	2	1	1	—	—	—
5131	Radio & television broadcasting	(C)	(D)	(D)	3	—	—	—	2	—	1	—	—	—
51312	Television broadcasting	(C)	(D)	(D)	3	—	—	—	2	—	1	—	—	—
5133	Telecommunications	(C)	(D)	(D)	7	4	—	2	—	1	—	—	—	—
51331	Wired telecommunications carriers	(C)	(D)	(D)	4	2	—	1	—	1	—	—	—	—
<b>52 Finance &amp; insurance</b>														
522	Credit intermediation & related activities	440	2 520	11 227	60	31	16	10	2	1	—	—	—	—
5221	Depository credit intermediation	374	2 149	9 837	39	14	13	9	2	1	—	—	—	—
52211	Commercial banking	266	1 623	7 386	22	4	9	7	1	1	—	—	—	—
522110	Commercial banking	266	1 623	7 386	22	4	9	7	1	1	—	—	—	—
524	Insurance carriers & related activities	(C)	(D)	(D)	30	22	5	1	1	1	—	—	—	—
5241	Insurance carriers	147	1 067	5 513	7	5	—	—	1	1	—	—	—	—
52411	Direct life, health, medical insurance carriers	(C)	(D)	(D)	3	1	—	—	1	1	—	—	—	—
<b>53 Real estate &amp; rental &amp; leasing</b>														
531	Real estate	270	1 045	4 926	63	49	9	1	4	—	—	—	—	—
5311	Lessors of real estate	162	620	3 060	32	22	6	1	3	—	—	—	—	—
53111	Lessors of residential buildings & dwellings	124	507	2 276	16	8	4	1	3	—	—	—	—	—
531110	Lessors of residential buildings & dwellings	124	507	2 276	16	8	4	1	3	—	—	—	—	—
532	Rental & leasing services	201	763	3 523	30	11	13	5	1	—	—	—	—	—
5322	Consumer goods rental	157	471	2 418	20	6	8	5	1	—	—	—	—	—
53223	Video tape & disc rental	123	275	1 131	15	4	6	4	1	—	—	—	—	—
532230	Video tape & disc rental	123	275	1 131	15	4	6	4	1	—	—	—	—	—
<b>54 Professional, scientific &amp; technical services</b>														
541	Professional, scientific & technical services	1 559	10 144	46 698	120	70	17	18	9	2	3	1	—	—
5411	Legal services	332	2 717	14 431	54	38	5	8	2	1	—	—	—	—
54111	Offices of lawyers	(E)	(D)	(D)	53	38	5	7	2	1	—	—	—	—
5412	Accounting, tax prep, bookkeep, payroll services	298	770	3 210	20	8	6	4	1	—	1	—	—	—
54121	Accounting, tax prep, bookkeep, payroll services	298	770	3 210	20	8	6	4	1	—	1	—	—	—
5413	Architectural, engineering & related services	525	4 692	20 220	18	6	4	2	4	1	—	1	—	—
54133	Engineering services	496	4 536	19 503	12	3	2	1	4	1	—	1	—	—
541330	Engineering services	496	4 536	19 503	12	3	2	1	4	1	—	1	—	—
5414	Specialized design services	185	416	1 952	3	1	—	—	1	—	1	—	—	—
54142	Industrial design services	(C)	(D)	(D)	1	—	—	—	—	—	1	—	—	—
5419	Oth professional, scientific, technical services	173	1 180	5 235	11	6	—	3	1	—	1	—	—	—
54199	All oth prof, scientific & technical services	(C)	(D)	(D)	3	2	—	—	—	—	1	—	—	—
<b>55 Management of companies &amp; enterprises</b>														
55	Management of companies & enterprises	40	454	1 173	4	2	1	—	1	—	—	—	—	—
<b>56 Admin, support, waste mgt, remediation services</b>														
561	Administrative & support services	(G)	(D)	(D)	67	37	9	8	7	3	2	1	—	—
5613	Employment services	228	384	1 853	6	2	—	2	—	1	1	—	—	—
56132	Temporary help services	(C)	(D)	(D)	4	1	—	1	—	1	1	—	—	—
5617	Services to buildings & dwellings	765	1 988	7 535	34	19	4	5	2	2	1	1	—	—
56172	Janitorial services	681	1 671	5 899	21	11	3	2	1	2	1	1	—	—
561720	Janitorial services	681	1 671	5 899	21	11	3	2	1	2	1	1	—	—

Note: Employment-size classes are indicated as follows: A—0 to 19; B—20 to 99; C—100 to 249; E—250 to 499; F—500 to 999; G—1,000 to 2,499; H—2,500 to 4,999; I—5,000 to 9,999; J—10,000 to 24,999; K—25,000 to 49,999; L—50,000 to 99,999; M—100,000 or more.

**Table 6. Counties—Employees, Payroll, and Establishments by Industry: 1999—Con.**

[Excludes most government employees, railroad employees, and self-employed persons. Size class 1 to 4 includes establishments with payroll, but no employees, during mid-March pay period. (D) denotes figures withheld to avoid disclosing data for individual companies; the data are included in broader industry totals. Detailed industries with 100 or more employees are shown if industry was not a (D). For explanation of terms, abbreviations, and data reliability/comparability, see introductory text]

NAICS code	Industry	Number of employees for week including March 12	Payroll (\$1,000)		Total number of establishments	Number of establishments by employment-size class									
			First quarter	Annual		1 to 4	5 to 9	10 to 19	20 to 49	50 to 99	100 to 249	250 to 499	500 to 999	1,000 or more	
<b>PORTSMOUTH (IC)—Con.</b>															
<b>61</b>	<b>Educational services</b>	<b>233</b>	<b>970</b>	<b>3 689</b>	<b>11</b>	<b>4</b>	<b>1</b>	<b>3</b>	<b>1</b>	<b>2</b>	—	—	—	—	
611	Educational services	233	970	3 689	11	4	1	3	1	2	—	—	—	—	
6111	Elementary & secondary schools	204	807	2 948	5	—	—	2	1	2	—	—	—	—	
61111	Elementary & secondary schools	204	807	2 948	5	—	—	2	1	2	—	—	—	—	
611110	Elementary & secondary schools	204	807	2 948	5	—	—	2	1	2	—	—	—	—	
<b>62</b>	<b>Health care and social assistance</b>	<b>6 184</b>	<b>41 950</b>	<b>179 748</b>	<b>203</b>	<b>82</b>	<b>57</b>	<b>35</b>	<b>17</b>	<b>5</b>	<b>3</b>	<b>2</b>	—	<b>2</b>	
621	Ambulatory health care services	1 208	11 422	52 172	135	59	42	23	8	3	—	—	—	—	
6211	Offices of physicians	572	6 894	30 947	69	31	23	11	2	2	—	—	—	—	
62111	Offices of physicians	572	6 894	30 947	69	31	23	11	2	2	—	—	—	—	
6212	Offices of dentists	237	1 457	6 940	34	15	11	7	1	—	—	—	—	—	
62121	Offices of dentists	237	1 457	6 940	34	15	11	7	1	—	—	—	—	—	
621210	Offices of dentists	237	1 457	6 940	34	15	11	7	1	—	—	—	—	—	
6214	Outpatient care centers	246	2 204	10 472	11	3	1	2	4	1	—	—	—	—	
62149	Other outpatient care centers	(C)	(D)	(D)	10	2	1	2	4	1	—	—	—	—	
622	Hospitals	3 658	25 774	107 062	3	—	—	—	—	—	—	—	1	—	
6221	General medical & surgical hospitals	(H)	(D)	(D)	2	—	—	—	—	—	—	—	—	2	
62211	General medical & surgical hospitals	(H)	(D)	(D)	2	—	—	—	—	—	—	—	—	2	
6222	Psychiatric & substance abuse hospitals	(E)	(D)	(D)	1	—	—	—	—	—	—	—	1	—	
62221	Psychiatric & substance abuse hospitals	(E)	(D)	(D)	1	—	—	—	—	—	—	—	1	—	
623	Nursing & residential care facilities	964	3 597	15 584	25	6	4	6	4	1	3	1	—	—	
6231	Nursing care facilities	649	2 701	11 908	6	1	1	—	—	—	3	1	—	—	
62311	Nursing care facilities	649	2 701	11 908	6	1	1	—	—	—	3	1	—	—	
623110	Nursing care facilities	649	2 701	11 908	6	1	1	—	—	—	3	1	—	—	
6232	Residential mental retardation, health facil	(C)	(D)	(D)	6	—	1	4	—	1	—	—	—	—	
6233	Community care facilities for the elderly	179	405	1 539	10	3	2	1	4	—	—	—	—	—	
62331	Community care facilities for the elderly	179	405	1 539	10	3	2	1	4	—	—	—	—	—	
624	Social assistance	354	1 157	4 930	40	17	11	6	5	1	—	—	—	—	
6244	Child day care services	198	489	2 149	19	9	3	3	3	1	—	—	—	—	
62441	Child day care services	198	489	2 149	19	9	3	3	3	1	—	—	—	—	
624410	Child day care services	198	489	2 149	19	9	3	3	3	1	—	—	—	—	
<b>71</b>	<b>Arts, entertainment &amp; recreation</b>	<b>144</b>	<b>441</b>	<b>2 088</b>	<b>17</b>	<b>9</b>	<b>3</b>	<b>3</b>	<b>2</b>	—	—	—	—	—	
713	Amusement, gambling & recreation industries	115	347	1 668	11	5	2	2	2	—	—	—	—	—	
7139	Other amusement & recreation industries	(C)	(D)	(D)	10	4	2	2	2	—	—	—	—	—	
<b>72</b>	<b>Accommodation &amp; food services</b>	<b>2 005</b>	<b>4 191</b>	<b>16 474</b>	<b>143</b>	<b>53</b>	<b>23</b>	<b>27</b>	<b>35</b>	<b>5</b>	—	—	—	—	
721	Accommodation	148	396	744	8	3	2	2	—	1	—	—	—	—	
7211	Traveler accommodation	(C)	(D)	(D)	7	3	1	2	—	1	—	—	—	—	
72111	Hotels (exc casino hotels) & motels	(C)	(D)	(D)	7	3	1	2	—	1	—	—	—	—	
722	Food services & drinking places	1 857	3 795	15 730	135	50	21	25	35	4	—	—	—	—	
7221	Full-service restaurants	630	1 236	5 204	55	18	15	10	11	1	—	—	—	—	
72211	Full-service restaurants	630	1 236	5 204	55	18	15	10	11	1	—	—	—	—	
722110	Full-service restaurants	630	1 236	5 204	55	18	15	10	11	1	—	—	—	—	
7222	Limited-service eating places	1 100	2 356	9 789	69	23	6	14	24	2	—	—	—	—	
72221	Limited-service eating places	1 100	2 356	9 789	69	23	6	14	24	2	—	—	—	—	
722211	Limited-service restaurants	1 059	2 251	9 257	64	21	5	13	23	2	—	—	—	—	
<b>81</b>	<b>Other services (except public administration)</b>	<b>2 347</b>	<b>8 629</b>	<b>39 061</b>	<b>281</b>	<b>145</b>	<b>84</b>	<b>37</b>	<b>6</b>	<b>7</b>	<b>2</b>	—	—	—	
811	Repair & maintenance	567	3 378	16 186	87	47	25	12	2	1	—	—	—	—	
8111	Automotive repair & maintenance	310	1 622	6 949	56	28	19	9	—	—	—	—	—	—	
81111	Automotive mechanical & electrical R&M	201	1 189	5 193	34	14	14	6	—	—	—	—	—	—	
811111	General automotive repair	102	585	2 696	21	11	7	3	—	—	—	—	—	—	
8113	Commercial equipment (exc auto & elec) R&M	119	893	4 485	10	4	3	1	2	—	—	—	—	—	
81131	Commercial equipment (exc auto & elec) R&M	119	893	4 485	10	4	3	1	2	—	—	—	—	—	
811310	Commercial equipment (exc auto & elec) R&M	119	893	4 485	10	4	3	1	2	—	—	—	—	—	
8114	Personal & household goods R&M	108	732	4 224	12	8	2	1	—	1	—	—	—	—	
812	Personal & laundry services	749	2 972	13 529	64	32	20	7	1	2	2	—	—	—	
8121	Personal care services	118	313	1 385	29	17	11	1	—	—	—	—	—	—	
81211	Hair, nail & skin care services	(C)	(D)	(D)	28	17	10	1	—	—	—	—	—	—	
8123	Drycleaning & laundry services	555	2 303	9 875	22	9	5	3	1	2	2	—	—	—	
81233	Linen & uniform supply	428	1 934	8 281	5	1	—	—	—	2	2	—	—	—	
813	Religious, grantmaking, civic, prof & like organizations	1 031	2 279	9 346	130	66	39	18	3	4	—	—	—	—	
8131	Religious organizations	751	1 619	6 729	100	45	36	15	2	2	—	—	—	—	
81311	Religious organizations	751	1 619	6 729	100	45	36	15	2	2	—	—	—	—	
813110	Religious organizations	751	1 619	6 729	100	45	36	15	2	2	—	—	—	—	
8134	Civic & social organizations	198	356	1 475	10	6	1	—	1	2	—	—	—	—	
81341	Civic & social organizations	198	356	1 475	10	6	1	—	1	2	—	—	—	—	
813410	Civic & social organizations	198	356	1 475	10	6	1	—	1	2	—	—	—	—	
<b>95</b>	<b>Auxiliaries (exc corporate, subsidiary &amp; regional mgt)</b>	<b>(B)</b>	<b>(D)</b>	<b>(D)</b>	<b>3</b>	—	<b>1</b>	<b>2</b>	—	—	—	—	—	—	
<b>99</b>	<b>Unclassified establishments</b>	<b>(B)</b>	<b>(D)</b>	<b>(D)</b>	<b>18</b>	<b>17</b>	<b>1</b>	—	—	—	—	—	—	—	

Note: Employment-size classes are indicated as follows: A—0 to 19; B—20 to 99; C—100 to 249; E—250 to 499; F—500 to 999; G—1,000 to 2,499; H—2,500 to 4,999; I—5,000 to 9,999; J—10,000 to 24,999; K—25,000 to 49,999; L—50,000 to 99,999; M—100,000 or more.

**Table 6. Counties—Employees, Payroll, and Establishments by Industry: 1999—Con.**

[Excludes most government employees, railroad employees, and self-employed persons. Size class 1 to 4 includes establishments with payroll, but no employees, during mid-March pay period. (D) denotes figures withheld to avoid disclosing data for individual companies; the data are included in broader industry totals. Detailed industries with 100 or more employees are shown if industry was not a (D). For explanation of terms, abbreviations, and data reliability/comparability, see introductory text]

NAICS code	Industry	Number of employees for week including March 12	Payroll (\$1,000)		Total number of establishments	Number of establishments by employment-size class								
			First quarter	Annual		1 to 4	5 to 9	10 to 19	20 to 49	50 to 99	100 to 249	250 to 499	500 to 999	1,000 or more
<b>RADFORD (IC)</b>														
	<b>Total</b> .....	<b>6 726</b>	<b>42 002</b>	<b>192 890</b>	<b>363</b>	<b>177</b>	<b>93</b>	<b>47</b>	<b>25</b>	<b>10</b>	<b>5</b>	<b>4</b>	<b>2</b>	<b>-</b>
<b>22</b>	<b>Utilities</b> .....	<b>(B)</b>	<b>(D)</b>	<b>(D)</b>	<b>1</b>	<b>-</b>	<b>-</b>	<b>-</b>	<b>1</b>	<b>-</b>	<b>-</b>	<b>-</b>	<b>-</b>	<b>-</b>
<b>23</b>	<b>Construction</b> .....	<b>243</b>	<b>1 769</b>	<b>9 593</b>	<b>27</b>	<b>17</b>	<b>6</b>	<b>3</b>	<b>-</b>	<b>-</b>	<b>1</b>	<b>-</b>	<b>-</b>	<b>-</b>
235	Special trade contractors .....	223	1 680	9 222	19	11	4	3	-	-	1	-	-	-
2356	Roofing, siding, & sheet metal contractors .....	(C)	(D)	(D)	5	1	3	-	-	-	1	-	-	-
23561	Roofing, siding, & sheet metal contractors ...	(C)	(D)	(D)	5	1	3	-	-	-	1	-	-	-
<b>31-33</b>	<b>Manufacturing</b> .....	<b>2 822</b>	<b>21 636</b>	<b>97 613</b>	<b>23</b>	<b>4</b>	<b>7</b>	<b>1</b>	<b>2</b>	<b>2</b>	<b>2</b>	<b>4</b>	<b>1</b>	<b>-</b>
313	Textile mills .....	(E)	(D)	(D)	1	-	-	-	-	-	-	1	-	-
3132	Fabric mills .....	(E)	(D)	(D)	1	-	-	-	-	-	-	1	-	-
31321	Broadwoven fabric mills .....	(E)	(D)	(D)	1	-	-	-	-	-	-	1	-	-
322	Paper mfg .....	(C)	(D)	(D)	1	-	-	-	-	-	1	-	-	-
3222	Converted paper product mfg .....	(C)	(D)	(D)	1	-	-	-	-	-	1	-	-	-
32223	Stationery product mfg .....	(C)	(D)	(D)	1	-	-	-	-	-	1	-	-	-
326	Plastics & rubber products mfg .....	(C)	(D)	(D)	2	-	-	-	-	2	-	-	-	-
331	Primary metal mfg .....	(G)	(D)	(D)	3	-	1	-	-	-	-	1	1	-
3315	Foundries .....	(G)	(D)	(D)	2	-	-	-	-	-	-	1	1	-
33151	Ferrous metal foundries .....	(G)	(D)	(D)	2	-	-	-	-	-	-	1	1	-
332	Fabricated metal product mfg .....	201	1 884	8 625	5	1	1	-	2	-	1	-	-	-
3329	Other fabricated metal product mfg .....	(C)	(D)	(D)	2	-	1	-	-	-	1	-	-	-
33299	All other fabricated metal product mfg .....	(C)	(D)	(D)	2	-	1	-	-	-	1	-	-	-
335	Electrical equip, appliance & component mfg .....	(F)	(D)	(D)	3	1	-	-	-	-	-	2	-	-
3353	Electrical equipment mfg .....	(F)	(D)	(D)	3	1	-	-	-	-	-	2	-	-
33531	Electrical equipment mfg .....	(F)	(D)	(D)	3	1	-	-	-	-	-	2	-	-
<b>42</b>	<b>Wholesale trade</b> .....	<b>294</b>	<b>812</b>	<b>4 667</b>	<b>10</b>	<b>4</b>	<b>1</b>	<b>3</b>	<b>1</b>	<b>-</b>	<b>1</b>	<b>-</b>	<b>-</b>	<b>-</b>
422	Wholesale trade, nondurable goods .....	276	586	3 776	6	1	1	2	1	-	1	-	-	-
4224	Grocery & related product whse .....	(C)	(D)	(D)	2	-	-	1	-	-	1	-	-	-
42243	Dairy product (exc dried or canned) whse ...	(C)	(D)	(D)	1	-	-	-	-	-	1	-	-	-
<b>44-45</b>	<b>Retail trade</b> .....	<b>603</b>	<b>2 436</b>	<b>13 131</b>	<b>52</b>	<b>20</b>	<b>15</b>	<b>9</b>	<b>5</b>	<b>3</b>	<b>-</b>	<b>-</b>	<b>-</b>	<b>-</b>
441	Motor vehicle & parts dealers .....	111	801	3 671	4	1	-	1	1	1	-	-	-	-
445	Food & beverage stores .....	208	588	2 439	9	2	3	1	1	2	-	-	-	-
4451	Grocery stores .....	193	513	2 122	6	1	1	1	1	2	-	-	-	-
44511	Grocery (except convenience) stores .....	(C)	(D)	(D)	2	-	-	-	-	2	-	-	-	-
<b>48-49</b>	<b>Transportation &amp; warehousing</b> .....	<b>(A)</b>	<b>(D)</b>	<b>(D)</b>	<b>1</b>	<b>1</b>	<b>-</b>	<b>-</b>	<b>-</b>	<b>-</b>	<b>-</b>	<b>-</b>	<b>-</b>	<b>-</b>
<b>51</b>	<b>Information</b> .....	<b>99</b>	<b>1 102</b>	<b>4 847</b>	<b>8</b>	<b>5</b>	<b>1</b>	<b>1</b>	<b>-</b>	<b>1</b>	<b>-</b>	<b>-</b>	<b>-</b>	<b>-</b>
<b>52</b>	<b>Finance &amp; insurance</b> .....	<b>184</b>	<b>1 317</b>	<b>6 161</b>	<b>31</b>	<b>15</b>	<b>11</b>	<b>4</b>	<b>1</b>	<b>-</b>	<b>-</b>	<b>-</b>	<b>-</b>	<b>-</b>
522	Credit intermediation & related activities .....	119	690	2 670	17	5	8	4	-	-	-	-	-	-
5221	Depository credit intermediation .....	107	591	2 242	14	3	7	4	-	-	-	-	-	-
<b>53</b>	<b>Real estate &amp; rental &amp; leasing</b> .....	<b>100</b>	<b>351</b>	<b>1 808</b>	<b>21</b>	<b>13</b>	<b>5</b>	<b>3</b>	<b>-</b>	<b>-</b>	<b>-</b>	<b>-</b>	<b>-</b>	<b>-</b>
<b>54</b>	<b>Professional, scientific &amp; technical services</b> .....	<b>161</b>	<b>1 286</b>	<b>6 061</b>	<b>31</b>	<b>16</b>	<b>13</b>	<b>1</b>	<b>1</b>	<b>-</b>	<b>-</b>	<b>-</b>	<b>-</b>	<b>-</b>
541	Professional, scientific & technical services .....	161	1 286	6 061	31	16	13	1	1	-	-	-	-	-
<b>55</b>	<b>Management of companies &amp; enterprises</b> .....	<b>(A)</b>	<b>(D)</b>	<b>(D)</b>	<b>1</b>	<b>-</b>	<b>-</b>	<b>1</b>	<b>-</b>	<b>-</b>	<b>-</b>	<b>-</b>	<b>-</b>	<b>-</b>
<b>56</b>	<b>Admin, support, waste mgt, remediation services</b> .....	<b>240</b>	<b>1 239</b>	<b>3 916</b>	<b>14</b>	<b>8</b>	<b>2</b>	<b>2</b>	<b>-</b>	<b>2</b>	<b>-</b>	<b>-</b>	<b>-</b>	<b>-</b>
561	Administrative & support services .....	240	1 239	3 916	14	8	2	2	-	2	-	-	-	-
<b>61</b>	<b>Educational services</b> .....	<b>(A)</b>	<b>(D)</b>	<b>(D)</b>	<b>2</b>	<b>2</b>	<b>-</b>	<b>-</b>	<b>-</b>	<b>-</b>	<b>-</b>	<b>-</b>	<b>-</b>	<b>-</b>
<b>62</b>	<b>Health care and social assistance</b> .....	<b>1 158</b>	<b>7 781</b>	<b>35 440</b>	<b>53</b>	<b>25</b>	<b>12</b>	<b>8</b>	<b>6</b>	<b>-</b>	<b>1</b>	<b>-</b>	<b>1</b>	<b>-</b>
621	Ambulatory health care services .....	304	2 995	13 376	40	19	10	8	3	-	-	-	-	-
6211	Offices of physicians .....	212	2 345	10 844	28	13	8	5	2	-	-	-	-	-
62111	Offices of physicians .....	212	2 345	10 844	28	13	8	5	2	-	-	-	-	-
621111	Offices of physicians (exc mental health) ...	212	2 345	10 844	28	13	8	5	2	-	-	-	-	-
622	Hospitals .....	(F)	(D)	(D)	1	-	-	-	-	-	-	-	1	-
6221	General medical & surgical hospitals .....	(F)	(D)	(D)	1	-	-	-	-	-	-	-	1	-
62211	General medical & surgical hospitals .....	(F)	(D)	(D)	1	-	-	-	-	-	-	-	1	-
624	Social assistance .....	(C)	(D)	(D)	10	4	2	-	3	-	1	-	-	-
6243	Vocational rehabilitation services .....	(C)	(D)	(D)	1	-	-	-	-	-	1	-	-	-
62431	Vocational rehabilitation services .....	(C)	(D)	(D)	1	-	-	-	-	-	1	-	-	-
<b>71</b>	<b>Arts, entertainment &amp; recreation</b> .....	<b>10</b>	<b>25</b>	<b>172</b>	<b>3</b>	<b>2</b>	<b>1</b>	<b>-</b>	<b>-</b>	<b>-</b>	<b>-</b>	<b>-</b>	<b>-</b>	<b>-</b>
<b>72</b>	<b>Accommodation &amp; food services</b> .....	<b>505</b>	<b>831</b>	<b>4 025</b>	<b>32</b>	<b>12</b>	<b>5</b>	<b>6</b>	<b>7</b>	<b>2</b>	<b>-</b>	<b>-</b>	<b>-</b>	<b>-</b>
722	Food services & drinking places .....	421	668	3 340	25	8	5	4	6	2	-	-	-	-
7221	Full-service restaurants .....	204	370	2 068	10	3	2	2	1	2	-	-	-	-
72211	Full-service restaurants .....	204	370	2 068	10	3	2	2	1	2	-	-	-	-
722110	Full-service restaurants .....	204	370	2 068	10	3	2	2	1	2	-	-	-	-
7222	Limited-service eating places .....	(C)	(D)	(D)	12	3	2	2	5	-	-	-	-	-
72221	Limited-service eating places .....	(C)	(D)	(D)	12	3	2	2	5	-	-	-	-	-
722211	Limited-service eating places .....	(C)	(D)	(D)	11	3	2	2	5	-	-	-	-	-
722211	Limited-service restaurants .....	(C)	(D)	(D)	12	3	1	2	5	-	-	-	-	-

Note: Employment-size classes are indicated as follows: A—0 to 19; B—20 to 99; C—100 to 249; E—250 to 499; F—500 to 999; G—1,000 to 2,499; H—2,500 to 4,999; I—5,000 to 9,999; J—10,000 to 24,999; K—25,000 to 49,999; L—50,000 to 99,999; M—100,000 or more.

**Table 6. Counties—Employees, Payroll, and Establishments by Industry: 1999—Con.**

[Excludes most government employees, railroad employees, and self-employed persons. Size class 1 to 4 includes establishments with payroll, but no employees, during mid-March pay period. (D) denotes figures withheld to avoid disclosing data for individual companies; the data are included in broader industry totals. Detailed industries with 100 or more employees are shown if industry was not a (D). For explanation of terms, abbreviations, and data reliability/comparability, see introductory text]

NAICS code	Industry	Number of employees for week including March 12	Payroll (\$1,000)		Total number of establishments	Number of establishments by employment-size class									
			First quarter	Annual		1 to 4	5 to 9	10 to 19	20 to 49	50 to 99	100 to 249	250 to 499	500 to 999	1,000 or more	
<b>RADFORD (IC)—Con.</b>															
<b>81</b>	<b>Other services (except public administration) .....</b>	<b>233</b>	<b>647</b>	<b>2 794</b>	<b>45</b>	<b>26</b>	<b>14</b>	<b>4</b>	<b>1</b>	<b>—</b>	<b>—</b>	<b>—</b>	<b>—</b>	<b>—</b>	
813	Religious, grantmaking, civic, prof & like organizations .....	117	269	1 093	27	16	7	4	—	—	—	—	—	—	
8131	Religious organizations .....	105	219	902	20	9	7	4	—	—	—	—	—	—	
81311	Religious organizations .....	105	219	902	20	9	7	4	—	—	—	—	—	—	
813110	Religious organizations .....	105	219	902	20	9	7	4	—	—	—	—	—	—	
<b>99</b>	<b>Unclassified establishments .....</b>	<b>25</b>	<b>200</b>	<b>1 020</b>	<b>8</b>	<b>7</b>	<b>—</b>	<b>1</b>	<b>—</b>	<b>—</b>	<b>—</b>	<b>—</b>	<b>—</b>	<b>—</b>	
<b>RICHMOND (IC)</b>															
	<b>Total .....</b>	<b>157 169</b>	<b>1 321 427</b>	<b>5 396 982</b>	<b>7 281</b>	<b>3 407</b>	<b>1 492</b>	<b>1 060</b>	<b>783</b>	<b>294</b>	<b>176</b>	<b>39</b>	<b>18</b>	<b>12</b>	
<b>11</b>	<b>Forestry, fishing, hunting, and agriculture support .....</b>	<b>(A)</b>	<b>(D)</b>	<b>(D)</b>	<b>2</b>	<b>1</b>	<b>1</b>	<b>—</b>	<b>—</b>	<b>—</b>	<b>—</b>	<b>—</b>	<b>—</b>	<b>—</b>	
<b>21</b>	<b>Mining .....</b>	<b>(B)</b>	<b>(D)</b>	<b>(D)</b>	<b>5</b>	<b>1</b>	<b>1</b>	<b>1</b>	<b>2</b>	<b>—</b>	<b>—</b>	<b>—</b>	<b>—</b>	<b>—</b>	
<b>22</b>	<b>Utilities .....</b>	<b>(G)</b>	<b>(D)</b>	<b>(D)</b>	<b>9</b>	<b>1</b>	<b>2</b>	<b>—</b>	<b>—</b>	<b>1</b>	<b>4</b>	<b>—</b>	<b>1</b>	<b>—</b>	
221	Utilities .....	(G)	(D)	(D)	9	1	2	—	—	1	4	—	1	—	
2211	Elec pwr generation, transmsn & distribution ...	(G)	(D)	(D)	6	—	1	—	—	1	3	—	1	—	
22112	Electric pwr transmsn, control & distribution ..	(G)	(D)	(D)	6	—	1	—	—	1	3	—	1	—	
2212	Natural gas distribution .....	(C)	(D)	(D)	3	1	1	—	—	—	1	—	—	—	
22121	Natural gas distribution .....	(C)	(D)	(D)	3	1	1	—	—	—	1	—	—	—	
<b>23</b>	<b>Construction .....</b>	<b>6 476</b>	<b>50 352</b>	<b>227 831</b>	<b>492</b>	<b>243</b>	<b>88</b>	<b>79</b>	<b>53</b>	<b>20</b>	<b>8</b>	<b>1</b>	<b>—</b>	<b>—</b>	
233	Building, developing & general contracting .....	1 205	11 845	54 644	165	107	28	15	8	7	—	—	—	—	
2332	Residential building construction .....	461	3 362	16 236	104	75	17	8	3	1	—	—	—	—	
23321	Single-family housing construction .....	433	3 154	14 852	94	68	14	8	3	1	—	—	—	—	
233210	Single-family housing construction .....	433	3 154	14 852	94	68	14	8	3	1	—	—	—	—	
2333	Nonresidential building construction .....	689	8 222	28 661	45	19	10	5	5	6	—	—	—	—	
23331	Mfg & industrial building construction .....	110	822	4 533	6	3	—	1	1	—	—	—	—	—	
233310	Mfg & industrial building construction .....	110	822	4 533	6	3	—	1	1	—	—	—	—	—	
23332	Commercial & institutional bldg construction ..	579	5 861	24 128	39	16	10	4	4	5	—	—	—	—	
233320	Commercial & institutional bldg construction ..	579	5 861	24 128	39	16	10	4	4	5	—	—	—	—	
234	Heavy construction .....	874	7 276	32 581	22	7	—	2	6	5	2	—	—	—	
2341	Highway, street, bridge & tunnel construction ...	113	839	5 545	4	1	—	1	1	1	—	—	—	—	
23411	Highway & street construction .....	113	839	5 545	4	1	—	1	1	1	—	—	—	—	
234110	Highway & street construction .....	113	839	5 545	4	1	—	1	1	1	—	—	—	—	
2349	Other heavy construction .....	761	6 437	27 036	18	6	—	1	5	4	2	—	—	—	
23491	Water, sewer & pipeline construction .....	259	1 896	9 208	6	3	—	—	1	1	1	—	—	—	
234910	Water, sewer & pipeline construction .....	259	1 896	9 208	6	3	—	—	1	1	1	—	—	—	
23499	All other heavy construction .....	404	3 614	14 344	9	3	—	1	1	3	1	—	—	—	
234990	All other heavy construction .....	404	3 614	14 344	9	3	—	1	1	3	1	—	—	—	
235	Special trade contractors .....	4 397	31 231	140 606	305	129	60	62	39	8	6	1	—	—	
2351	Plumbing, heating & AC contractor .....	1 201	8 332	39 137	59	14	20	12	9	1	2	1	—	—	
23511	Plumbing, heating & AC contractor .....	1 201	8 332	39 137	59	14	20	12	9	1	2	1	—	—	
235110	Plumbing, heating & AC contractor .....	1 201	8 332	39 137	59	14	20	12	9	1	2	1	—	—	
2352	Painting & wall covering contractors .....	460	2 252	11 035	36	23	3	4	5	—	1	—	—	—	
23521	Painting & wall covering contractors .....	460	2 252	11 035	36	23	3	4	5	—	1	—	—	—	
235210	Painting & wall covering contractors .....	460	2 252	11 035	36	23	3	4	5	—	1	—	—	—	
2353	Electrical contractors .....	755	7 735	30 155	45	19	7	12	2	4	1	—	—	—	
23531	Electrical contractors .....	755	7 735	30 155	45	19	7	12	2	4	1	—	—	—	
235310	Electrical contractors .....	755	7 735	30 155	45	19	7	12	2	4	1	—	—	—	
2354	Masonry, drywall, insulation, tile contractors ...	632	3 829	16 614	40	17	7	9	4	1	2	—	—	—	
23541	Masonry & stone contractors .....	(C)	(D)	(D)	21	7	5	7	2	—	—	—	—	—	
23542	Drywall, acoustical & insulation contractors ...	382	2 682	11 230	14	7	1	2	1	1	2	—	—	—	
235420	Drywall, acoustical & insulation contractors ...	382	2 682	11 230	14	7	1	2	1	1	2	—	—	—	
2355	Carpentry & floor contractors .....	(E)	(D)	(D)	34	21	4	5	4	—	—	—	—	—	
23551	Carpentry contractors .....	227	1 444	6 655	24	15	3	2	4	—	—	—	—	—	
235510	Carpentry contractors .....	227	1 444	6 655	24	15	3	2	4	—	—	—	—	—	
2356	Roofing, siding, & sheet metal contractors .....	420	2 421	10 719	27	11	5	4	5	2	—	—	—	—	
23561	Roofing, siding, & sheet metal contractors ...	420	2 421	10 719	27	11	5	4	5	2	—	—	—	—	
235610	Roofing, siding, & sheet metal contractors ...	420	2 421	10 719	27	11	5	4	5	2	—	—	—	—	
2357	Concrete contractors .....	191	1 129	5 230	17	7	1	6	3	—	—	—	—	—	
23571	Concrete contractors .....	191	1 129	5 230	17	7	1	6	3	—	—	—	—	—	
235710	Concrete contractors .....	191	1 129	5 230	17	7	1	6	3	—	—	—	—	—	
2359	Other special trade contractors .....	461	3 733	16 909	46	16	13	10	7	—	—	—	—	—	
23595	Bldg equip & oth mach installation contractor .	168	1 690	7 036	8	1	1	2	4	—	—	—	—	—	
235950	Bldg equip & oth mach installation contractor .	168	1 690	7 036	8	1	1	2	4	—	—	—	—	—	
23599	All other special trade contractors .....	214	1 541	6 914	25	9	9	4	3	—	—	—	—	—	
235990	All other special trade contractors .....	214	1 541	6 914	25	9	9	4	3	—	—	—	—	—	

Note: Employment-size classes are indicated as follows: A—0 to 19; B—20 to 99; C—100 to 249; E—250 to 499; F—500 to 999; G—1,000 to 2,499; H—2,500 to 4,999; I—5,000 to 9,999; J—10,000 to 24,999; K—25,000 to 49,999; L—50,000 to 99,999; M—100,000 or more.



**Table 6. Counties—Employees, Payroll, and Establishments by Industry: 1999—Con.**

[Excludes most government employees, railroad employees, and self-employed persons. Size class 1 to 4 includes establishments with payroll, but no employees, during mid-March pay period. (D) denotes figures withheld to avoid disclosing data for individual companies; the data are included in broader industry totals. Detailed industries with 100 or more employees are shown if industry was not a (D). For explanation of terms, abbreviations, and data reliability/comparability, see introductory text]

NAICS code	Industry	Number of employees for week including March 12	Payroll (\$1,000)		Total number of establishments	Number of establishments by employment-size class									
			First quarter	Annual		1 to 4	5 to 9	10 to 19	20 to 49	50 to 99	100 to 249	250 to 499	500 to 999	1,000 or more	
<b>RICHMOND (IC)—Con.</b>															
<b>31-33</b>	<b>Manufacturing</b>	<b>20 727</b>	<b>219 128</b>	<b>899 005</b>	<b>312</b>	<b>97</b>	<b>40</b>	<b>55</b>	<b>57</b>	<b>30</b>	<b>21</b>	<b>7</b>	<b>3</b>	<b>2</b>	
311	Food mfg	1 494	11 068	47 507	21	6	1	4	4	2	2	2	—	—	
3115	Dairy product mfg	(E)	(D)	(D)	2	—	—	—	—	—	2	—	—	—	
31151	Dairy product (exc frozen) mfg	(C)	(D)	(D)	1	—	—	—	—	—	1	—	—	—	
31152	Ice cream & frozen dessert mfg	(C)	(D)	(D)	1	—	—	—	—	—	1	—	—	—	
3118	Bakeries & tortilla mfg	987	7 235	29 283	13	5	—	2	3	1	—	2	—	—	
31181	Bread & bakery product mfg	(F)	(D)	(D)	12	5	—	2	3	1	—	1	—	—	
31182	Cookie, cracker & pasta mfg	(E)	(D)	(D)	1	—	—	—	—	—	—	1	—	—	
3119	Other food mfg	(C)	(D)	(D)	2	—	—	—	1	1	—	—	—	—	
31194	Seasoning & dressing mfg	(C)	(D)	(D)	2	—	—	—	1	1	—	—	—	—	
312	Beverage & tobacco product mfg	(I)	(D)	(D)	6	—	1	1	1	1	1	—	—	1	
3122	Tobacco mfg	(I)	(D)	(D)	4	—	—	1	1	—	1	—	—	1	
31221	Tobacco stemming & redrying	(C)	(D)	(D)	1	—	—	—	—	—	1	—	—	—	
31222	Tobacco product mfg	(I)	(D)	(D)	3	—	—	1	1	—	—	—	—	1	
314	Textile product mills	(C)	(D)	(D)	7	1	1	1	4	—	—	—	—	—	
3149	Other textile product mills	(C)	(D)	(D)	5	1	—	—	4	—	—	—	—	—	
315	Apparel manufacturing	(F)	(D)	(D)	7	1	1	—	1	2	2	—	—	—	
3152	Cut & sew apparel mfg	(C)	(D)	(D)	1	—	—	—	—	—	1	—	—	—	
31523	Women's, girls' cut & sew apparel mfg	(C)	(D)	(D)	1	—	—	—	—	—	1	—	—	—	
3159	Apparel accessories & other apparel mfg	(E)	(D)	(D)	6	1	1	—	1	2	1	—	—	—	
31599	Apparel accessories & other apparel mfg	(E)	(D)	(D)	6	1	1	—	1	2	1	—	—	—	
321	Wood product mfg	(C)	(D)	(D)	4	—	—	3	—	1	—	—	—	—	
3219	Other wood product mfg	(C)	(D)	(D)	3	—	—	2	—	1	—	—	—	—	
32191	Millwork	(C)	(D)	(D)	3	—	—	2	—	1	—	—	—	—	
322	Paper mfg	2 781	24 445	112 155	21	2	—	2	2	7	6	1	1	—	
3221	Pulp, paper & paperboard mills	251	2 571	11 213	3	—	—	—	—	3	—	—	—	—	
32213	Paperboard mills	(C)	(D)	(D)	2	—	—	—	—	2	—	—	—	—	
3222	Converted paper product mfg	2 530	21 874	100 942	18	2	—	2	2	4	6	1	1	—	
32221	Paperboard container mfg	2 054	18 470	86 023	13	2	—	2	2	—	5	1	1	—	
32222	Paper bag & coated & treated paper mfg	(E)	(D)	(D)	4	—	—	—	—	3	1	—	—	—	
323	Printing & related support activities	2 092	18 013	72 316	61	21	9	9	15	4	2	—	1	—	
3231	Printing & related support activities	2 092	18 013	72 316	61	21	9	9	15	4	2	—	1	—	
32311	Printing	1 949	17 063	68 295	52	17	9	7	12	4	2	—	1	—	
323110	Commercial lithographic printing	1 227	12 064	46 628	29	8	5	6	6	3	—	—	1	—	
323114	Quick printing	102	540	2 343	9	5	2	—	2	—	—	—	—	—	
32312	Printing support activities	143	950	4 021	9	4	—	2	3	—	—	—	—	—	
325	Chemical mfg	1 503	11 298	48 248	12	2	1	3	2	2	1	—	—	1	
3254	Pharmaceutical & medicine mfg	(G)	(D)	(D)	1	—	—	—	—	—	—	—	—	1	
32541	Pharmaceutical & medicine mfg	(G)	(D)	(D)	1	—	—	—	—	—	—	—	—	1	
3255	Paint, coating & adhesive mfg	(C)	(D)	(D)	2	—	—	—	1	1	—	—	—	—	
3259	Other chemical product & preparation mfg	(C)	(D)	(D)	7	1	1	2	1	1	1	—	—	—	
32591	Printing ink mfg	107	656	2 623	5	1	1	1	1	1	—	—	—	—	
325910	Printing ink mfg	107	656	2 623	5	1	1	1	1	1	—	—	—	—	
32599	All other chemical product & preparation mfg	(C)	(D)	(D)	2	—	—	1	—	—	1	—	—	—	
326	Plastics & rubber products mfg	534	3 640	15 092	9	1	1	1	4	—	2	—	—	—	
3261	Plastics product mfg	534	3 640	15 092	9	1	1	1	4	—	2	—	—	—	
32612	Plastics pipe, pipe fitting, & unsupported profile shape mfg	(C)	(D)	(D)	2	—	1	—	—	—	1	—	—	—	
32615	Foam product (exc polystyrene) mfg	(C)	(D)	(D)	1	—	—	—	—	—	1	—	—	—	
32619	Other plastics product mfg	100	464	2 138	4	1	—	—	3	—	—	—	—	—	
327	Nonmetallic mineral product mfg	245	1 403	5 986	11	2	3	2	3	1	—	—	—	—	
3273	Cement & concrete product mfg	171	1 027	4 184	6	1	1	1	2	1	—	—	—	—	
32733	Concrete pipe, brick & block mfg	(C)	(D)	(D)	2	—	—	1	—	1	—	—	—	—	
331	Primary metal mfg	(F)	(D)	(D)	3	1	—	—	—	—	1	—	1	—	
3311	Iron & steel mills & ferroalloy mfg	(C)	(D)	(D)	1	—	—	—	—	—	1	—	—	—	
33111	Iron & steel mills & ferroalloy mfg	(C)	(D)	(D)	1	—	—	—	—	—	1	—	—	—	
3313	Alumina & aluminum production & processing	(F)	(D)	(D)	1	—	—	—	—	—	—	—	1	—	
33131	Alumina & aluminum production & processing	(F)	(D)	(D)	1	—	—	—	—	—	—	—	1	—	
332	Fabricated metal product mfg	1 276	7 834	40 031	47	13	5	16	7	4	1	1	—	—	
3323	Architectural & structural metals mfg	271	1 783	9 895	9	—	—	3	4	2	—	—	—	—	
33231	Plate work & fabricated structural prod mfg	121	758	5 282	3	—	—	1	1	1	—	—	—	—	
332312	Fabricated structural metal mfg	121	758	5 282	3	—	—	1	1	1	—	—	—	—	
33232	Ornamental & architectural metal prod mfg	150	1 025	4 613	6	—	—	2	3	1	—	—	—	—	
3326	Spring & wire product mfg	(E)	(D)	(D)	1	—	—	—	—	—	—	—	1	—	
33261	Spring & wire product mfg	(E)	(D)	(D)	1	—	—	—	—	—	—	—	1	—	
3327	Mach shops, turn prod, screw, nut, bolt mfg	243	2 041	9 381	18	5	3	8	1	1	—	—	—	—	
33271	Machine shops	243	2 041	9 381	18	5	3	8	1	1	—	—	—	—	
332710	Machine shops	243	2 041	9 381	18	5	3	8	1	1	—	—	—	—	
3328	Coating, engrave, heat treating & oth activity	178	641	3 236	10	5	2	2	—	—	1	—	—	—	
33281	Coating, engrave, heat treating & oth activity	178	641	3 236	10	5	2	2	—	—	1	—	—	—	
333	Machinery mfg	632	6 608	29 144	21	6	4	3	3	4	1	—	—	—	
3332	Industrial machinery mfg	292	3 180	13 464	5	—	—	1	2	1	1	—	—	—	
33329	Other industrial machinery mfg	292	3 180	13 464	5	—	—	1	2	1	1	—	—	—	
3339	Other general purpose machinery mfg	141	1 527	5 865	8	3	2	1	1	1	—	—	—	—	
33399	All other general purpose machinery mfg	(C)	(D)	(D)	7	3	1	1	1	1	—	—	—	—	

Note: Employment-size classes are indicated as follows: A—0 to 19; B—20 to 99; C—100 to 249; E—250 to 499; F—500 to 999; G—1,000 to 2,499; H—2,500 to 4,999; I—5,000 to 9,999; J—10,000 to 24,999; K—25,000 to 49,999; L—50,000 to 99,999; M—100,000 or more.

**Table 6. Counties—Employees, Payroll, and Establishments by Industry: 1999—Con.**

[Excludes most government employees, railroad employees, and self-employed persons. Size class 1 to 4 includes establishments with payroll, but no employees, during mid-March pay period. (D) denotes figures withheld to avoid disclosing data for individual companies; the data are included in broader industry totals. Detailed industries with 100 or more employees are shown if industry was not a (D). For explanation of terms, abbreviations, and data reliability/comparability, see introductory text]

NAICS code	Industry	Number of employees for week including March 12	Payroll (\$1,000)		Total number of establishments	Number of establishments by employment-size class									
			First quarter	Annual		1 to 4	5 to 9	10 to 19	20 to 49	50 to 99	100 to 249	250 to 499	500 to 999	1,000 or more	
<b>RICHMOND (IC)—Con.</b>															
<b>31-33 Manufacturing—Con.</b>															
336	Transportation equipment mfg . . . . .	191	1 358	5 828	5	1	1	1	1	—	1	—	—	—	
3363	Motor vehicle parts mfg . . . . .	(C)	(D)	(D)	4	1	1	1	—	—	1	—	—		
33631	Motor vehicle gas engine & engine parts mfg . . . . .	(C)	(D)	(D)	2	—	—	1	—	—	1	—	—		
337	Furniture & related product mfg . . . . .	774	5 222	20 756	30	12	6	4	4	2	1	1	—		
3371	HH & institutional furniture & kitchen cabinet mfg . . . . .	(C)	(D)	(D)	21	11	5	4	1	—	—	—	—		
3372	Office furniture (including fixtures) mfg . . . . .	361	2 763	10 546	4	—	—	—	2	1	—	1	—		
33721	Office furniture (including fixtures) mfg . . . . .	361	2 763	10 546	4	—	—	—	2	1	—	1	—		
3379	Other furniture related product mfg . . . . .	(E)	(D)	(D)	5	1	1	—	1	1	1	—	—		
33791	Mattress mfg . . . . .	257	1 711	7 293	3	—	—	—	1	1	1	—	—		
337910	Mattress mfg . . . . .	257	1 711	7 293	3	—	—	—	1	1	1	—	—		
339	Miscellaneous mfg . . . . .	1 102	7 141	28 875	31	19	4	3	3	—	—	2	—		
3391	Medical equipment & supplies mfg . . . . .	529	3 464	13 894	10	6	2	—	1	—	—	1	—		
33911	Medical equipment & supplies mfg . . . . .	529	3 464	13 894	10	6	2	—	1	—	—	1	—		
3399	Other miscellaneous mfg . . . . .	573	3 677	14 981	21	13	2	3	2	—	—	1	—		
33992	Sporting & athletic goods mfg . . . . .	(E)	(D)	(D)	1	—	—	—	—	—	—	1	—		
<b>42</b>	<b>Wholesale trade . . . . .</b>	<b>7 628</b>	<b>70 460</b>	<b>304 860</b>	<b>452</b>	<b>156</b>	<b>103</b>	<b>78</b>	<b>83</b>	<b>23</b>	<b>8</b>	<b>1</b>	<b>—</b>		
421	Wholesale trade, durable goods . . . . .	5 080	47 371	203 140	320	117	69	52	60	19	2	1	—		
4211	Motor vehicle, motor vehicle pt & supply whsle . . . . .	609	4 737	21 339	45	14	14	8	6	3	—	—	—		
42111	Automobile & other motor vehicle whsle . . . . .	352	3 023	13 591	12	1	3	2	3	3	—	—	—		
421110	Automobile & other motor vehicle whsle . . . . .	352	3 023	13 591	12	1	3	2	3	3	—	—	—		
42112	Motor vehicle supplies & new parts whsle . . . . .	172	1 071	4 542	24	9	9	5	1	—	—	—	—		
421120	Motor vehicle supplies & new parts whsle . . . . .	172	1 071	4 542	24	9	9	5	1	—	—	—	—		
4212	Furniture & home furnishing whsle . . . . .	285	3 081	12 007	17	9	3	2	2	—	1	—	—		
42121	Furniture whsle . . . . .	265	2 963	11 419	10	4	1	2	2	—	1	—	—		
421210	Furniture whsle . . . . .	265	2 963	11 419	10	4	1	2	2	—	1	—	—		
4213	Lumber & other construction materials whsle . . . . .	178	1 544	8 011	11	2	2	1	6	—	—	—	—		
42131	Lumber, plywood, millwork & wood panel whsle . . . . .	111	795	3 847	8	1	2	1	4	—	—	—	—		
421310	Lumber, plywood, millwork & wood panel whsle . . . . .	111	795	3 847	8	1	2	1	4	—	—	—	—		
4214	Professional & commercial equip & supp whsle . . . . .	875	10 460	42 622	64	28	10	9	13	4	—	—	—		
42143	Computer & peripheral equip & software whsle . . . . .	328	5 803	22 602	22	8	5	2	6	1	—	—	—		
421430	Computer & peripheral equip & software whsle . . . . .	328	5 803	22 602	22	8	5	2	6	1	—	—	—		
42144	Other commercial equipment whsle . . . . .	195	1 325	5 569	15	7	2	2	3	1	—	—	—		
421440	Other commercial equipment whsle . . . . .	195	1 325	5 569	15	7	2	2	3	1	—	—	—		
42145	Medical, dental, hospital equip & supp whsle . . . . .	200	1 645	6 850	12	4	1	4	2	1	—	—	—		
421450	Medical, dental, hospital equip & supp whsle . . . . .	200	1 645	6 850	12	4	1	4	2	1	—	—	—		
4216	Electrical goods whsle . . . . .	613	6 364	28 561	34	11	7	5	9	2	—	—	—		
42161	Elec equip, wiring supp, const material whsle . . . . .	436	4 203	19 785	21	7	3	3	6	2	—	—	—		
421610	Elec equip, wiring supp, const material whsle . . . . .	436	4 203	19 785	21	7	3	3	6	2	—	—	—		
42169	Other electronic parts & equipment whsle . . . . .	142	1 866	7 513	10	4	3	—	3	—	—	—	—		
421690	Other electronic parts & equipment whsle . . . . .	142	1 866	7 513	10	4	3	—	3	—	—	—	—		
4217	Hardware, plumb & heating equip & sup whsle . . . . .	564	4 678	20 314	30	7	6	9	6	1	1	—	—		
42171	Hardware whsle . . . . .	281	2 075	8 445	9	2	2	1	3	—	1	—	—		
421710	Hardware whsle . . . . .	281	2 075	8 445	9	2	2	1	3	—	1	—	—		
42173	Warm air heating & AC equip & supplies whsle . . . . .	238	1 847	9 337	17	4	3	7	2	1	—	—	—		
421730	Warm air heating & AC equip & supplies whsle . . . . .	238	1 847	9 337	17	4	3	7	2	1	—	—	—		
4218	Machinery, equipment & supplies whsle . . . . .	1 496	11 874	52 149	79	28	14	15	15	6	—	1	—		
42181	Const & mining (exc petroleum) equip whsle . . . . .	158	1 288	5 245	10	2	2	1	5	—	—	—	—		
421810	Const & mining (exc petroleum) equip whsle . . . . .	158	1 288	5 245	10	2	2	1	5	—	—	—	—		
42182	Farm & garden machinery & equipment whsle . . . . .	(C)	(D)	(D)	2	—	—	1	—	1	—	—	—		
42183	Industrial machinery & equipment whsle . . . . .	784	5 800	26 547	37	14	7	7	5	3	—	1	—		
421830	Industrial machinery & equipment whsle . . . . .	784	5 800	26 547	37	14	7	7	5	3	—	1	—		
42184	Industrial supplies whsle . . . . .	279	2 614	11 524	19	8	2	5	3	1	—	—	—		
421840	Industrial supplies whsle . . . . .	279	2 614	11 524	19	8	2	5	3	1	—	—	—		
42185	Service establishment equip & supplies whsle . . . . .	(C)	(D)	(D)	11	4	3	1	2	1	—	—	—		
4219	Miscellaneous durable goods whsle . . . . .	417	3 325	12 969	32	14	10	2	3	3	—	—	—		
42193	Recyclable material whsle . . . . .	334	2 899	11 569	17	6	4	2	2	3	—	—	—		
421930	Recyclable material whsle . . . . .	334	2 899	11 569	17	6	4	2	2	3	—	—	—		
422	Wholesale trade, nondurable goods . . . . .	2 548	23 089	101 720	132	39	34	26	23	4	6	—	—		
4221	Paper & paper product whsle . . . . .	277	2 594	11 371	21	7	6	4	3	1	—	—	—		
42211	Printing & writing paper whsle . . . . .	126	1 503	6 563	5	2	—	2	—	1	—	—	—		
422110	Printing & writing paper whsle . . . . .	126	1 503	6 563	5	2	—	2	—	1	—	—	—		
4224	Grocery & related product whsle . . . . .	981	7 741	33 860	37	8	9	8	8	1	3	—	—		
42247	Meat & meat product whsle . . . . .	164	971	4 284	5	—	1	3	—	—	1	—	—		
422470	Meat & meat product whsle . . . . .	164	971	4 284	5	—	1	3	—	—	1	—	—		
42248	Fresh fruit & vegetable whsle . . . . .	138	887	3 942	6	1	1	2	1	1	—	—	—		
422480	Fresh fruit & vegetable whsle . . . . .	138	887	3 942	6	1	1	2	1	1	—	—	—		
42249	Other grocery & related products whsle . . . . .	444	4 028	17 805	11	4	2	1	2	—	2	—	—		
422490	Other grocery & related products whsle . . . . .	444	4 028	17 805	11	4	2	1	2	—	2	—	—		
4225	Farm product raw material whsle . . . . .	(C)	(D)	(D)	6	2	2	—	1	—	1	—	—		
42259	Other farm product raw material whsle . . . . .	(C)	(D)	(D)	5	2	1	—	1	—	1	—	—		
4227	Petroleum & petroleum products whsle . . . . .	173	1 743	6 521	15	1	8	3	3	—	—	—	—		
42271	Petroleum bulk stations & terminals . . . . .	(C)	(D)	(D)	13	1	6	3	3	—	—	—	—		

Note: Employment-size classes are indicated as follows: A—0 to 19; B—20 to 99; C—100 to 249; E—250 to 499; F—500 to 999; G—1,000 to 2,499; H—2,500 to 4,999; I—5,000 to 9,999; J—10,000 to 24,999; K—25,000 to 49,999; L—50,000 to 99,999; M—100,000 or more.

**Table 6. Counties—Employees, Payroll, and Establishments by Industry: 1999—Con.**

[Excludes most government employees, railroad employees, and self-employed persons. Size class 1 to 4 includes establishments with payroll, but no employees, during mid-March pay period. (D) denotes figures withheld to avoid disclosing data for individual companies; the data are included in broader industry totals. Detailed industries with 100 or more employees are shown if industry was not a (D). For explanation of terms, abbreviations, and data reliability/comparability, see introductory text]

NAICS code	Industry	Number of employees for week including March 12	Payroll (\$1,000)		Total number of establishments	Number of establishments by employment-size class																				
			First quarter	Annual		1 to 4	5 to 9	10 to 19	20 to 49	50 to 99	100 to 249	250 to 499	500 to 999	1,000 or more												
<b>RICHMOND (IC)—Con.</b>																										
<b>42 Wholesale trade—Con.</b>																										
422	Wholesale trade, nondurable goods—Con.																									
4228	Beer, wine, distilled alcoholic beverage whsle . . .	167	1 462	6 330	6	1	—	—	2	1	—	—	—	—	—	—	—	—	—	—						
42282	Wine & distilled alcoholic beverage whsle . . . .	(C)	(D)	(D)	5	1	—	1	2	1	—	—	—	—	—	—	—	—	—	—						
4229	Miscellaneous nondurable goods whsle . . . . .	544	3 563	15 954	26	9	5	5	5	—	2	—	—	—	—	—	—	—	—	—						
42292	Book, periodical & newspaper whsle . . . . .	186	730	3 743	5	1	2	1	—	—	—	—	—	—	—	—	—	—	—	—						
422920	Book, periodical & newspaper whsle . . . . .	186	730	3 743	5	1	2	1	—	—	—	—	—	—	—	—	—	—	—	—						
42294	Tobacco & tobacco product whsle . . . . .	(C)	(D)	(D)	1	—	—	—	—	—	—	—	—	—	—	—	—	—	—	—						
<b>44-45</b>	<b>Retail trade . . . . .</b>	<b>12 825</b>	<b>58 250</b>	<b>247 640</b>	<b>1 050</b>	<b>453</b>	<b>280</b>	<b>189</b>	<b>77</b>	<b>32</b>	<b>18</b>	<b>1</b>	<b>—</b>	<b>—</b>	<b>—</b>	<b>—</b>	<b>—</b>	<b>—</b>	<b>—</b>	<b>—</b>						
441	Motor vehicle & parts dealers . . . . .	1 487	10 934	47 281	100	39	28	18	7	5	3	—	—	—	—	—	—	—	—	—						
4411	Automobile dealers . . . . .	865	7 075	31 262	41	23	7	3	1	4	3	—	—	—	—	—	—	—	—	—						
44111	New car dealers . . . . .	737	6 241	27 941	15	6	1	1	—	4	3	—	—	—	—	—	—	—	—	—						
441110	New car dealers . . . . .	737	6 241	27 941	15	6	1	1	—	4	3	—	—	—	—	—	—	—	—	—						
44112	Used car dealers . . . . .	128	834	3 321	26	17	6	2	1	—	—	—	—	—	—	—	—	—	—	—						
441120	Used car dealers . . . . .	128	834	3 321	26	17	6	2	1	—	—	—	—	—	—	—	—	—	—	—						
4413	Automotive parts, accessories & tire stores . . . .	562	3 483	14 316	49	12	18	12	6	1	—	—	—	—	—	—	—	—	—	—						
44131	Automotive parts, accessories & tire stores . . .	439	2 639	10 732	35	8	13	8	5	1	—	—	—	—	—	—	—	—	—	—						
441310	Automotive parts, accessories & tire stores . . .	439	2 639	10 732	35	8	13	8	5	1	—	—	—	—	—	—	—	—	—	—						
44132	Tire dealers . . . . .	123	844	3 584	14	4	5	4	1	—	—	—	—	—	—	—	—	—	—	—						
441320	Tire dealers . . . . .	123	844	3 584	14	4	5	4	1	—	—	—	—	—	—	—	—	—	—	—						
442	Furniture & home furnishing stores . . . . .	800	4 083	18 632	84	41	18	16	7	1	—	—	—	—	—	—	—	—	—	—						
4421	Furniture stores . . . . .	387	2 233	9 570	40	20	7	9	3	—	—	—	—	—	—	—	—	—	—	—						
44211	Furniture stores . . . . .	387	2 233	9 570	40	20	7	9	3	—	—	—	—	—	—	—	—	—	—	—						
442110	Furniture stores . . . . .	387	2 233	9 570	40	20	7	9	3	—	—	—	—	—	—	—	—	—	—	—						
4422	Home furnishings stores . . . . .	413	1 850	9 062	44	21	11	7	4	1	—	—	—	—	—	—	—	—	—	—						
44221	Floor covering stores . . . . .	137	897	4 410	14	7	4	2	—	1	—	—	—	—	—	—	—	—	—	—						
442210	Floor covering stores . . . . .	137	897	4 410	14	7	4	2	—	1	—	—	—	—	—	—	—	—	—	—						
44229	Other home furnishings stores . . . . .	276	953	4 652	30	14	7	5	4	—	—	—	—	—	—	—	—	—	—	—						
442299	All other home furnishings stores . . . . .	274	942	4 575	27	11	7	5	4	—	—	—	—	—	—	—	—	—	—	—						
443	Electronics & appliance stores . . . . .	223	1 143	4 424	30	18	7	3	1	1	—	—	—	—	—	—	—	—	—	—						
4431	Electronics & appliance stores . . . . .	223	1 143	4 424	30	18	7	3	1	1	—	—	—	—	—	—	—	—	—	—						
44311	Appliance, TV & all other electronics stores . .	182	962	3 698	18	9	5	2	1	1	—	—	—	—	—	—	—	—	—	—						
444	Bldg material & garden equip & supp dealers . . . .	1 076	7 713	31 544	68	15	20	18	11	3	1	—	—	—	—	—	—	—	—	—						
4441	Building material & supplies dealers . . . . .	1 041	7 554	30 755	63	13	18	17	11	3	1	—	—	—	—	—	—	—	—	—						
44411	Home centers . . . . .	(E)	(D)	(D)	4	—	—	—	1	2	1	—	—	—	—	—	—	—	—	—						
44419	Other building material dealers . . . . .	620	5 527	22 357	44	4	16	16	7	1	—	—	—	—	—	—	—	—	—	—						
444190	Other building material dealers . . . . .	620	5 527	22 357	44	4	16	16	7	1	—	—	—	—	—	—	—	—	—	—						
445	Food & beverage stores . . . . .	3 012	9 956	42 451	165	86	27	20	13	10	9	—	—	—	—	—	—	—	—	—						
4451	Grocery stores . . . . .	2 739	8 784	37 792	121	59	17	15	11	10	9	—	—	—	—	—	—	—	—	—						
44511	Grocery (except convenience) stores . . . . .	2 504	8 033	34 773	74	29	9	6	11	10	9	—	—	—	—	—	—	—	—	—						
445110	Grocery (except convenience) stores . . . . .	2 504	8 033	34 773	74	29	9	6	11	10	9	—	—	—	—	—	—	—	—	—						
44512	Convenience stores . . . . .	235	751	3 019	47	30	8	9	—	—	—	—	—	—	—	—	—	—	—	—						
445120	Convenience stores . . . . .	235	751	3 019	47	30	8	9	—	—	—	—	—	—	—	—	—	—	—	—						
4452	Specialty food stores . . . . .	164	769	2 935	22	14	2	4	2	—	—	—	—	—	—	—	—	—	—	—						
44529	Other specialty food stores . . . . .	140	682	2 558	11	4	2	3	2	—	—	—	—	—	—	—	—	—	—	—						
4453	Beer, wine & liquor stores . . . . .	109	403	1 724	22	13	8	1	—	—	—	—	—	—	—	—	—	—	—	—						
44531	Beer, wine & liquor stores . . . . .	109	403	1 724	22	13	8	1	—	—	—	—	—	—	—	—	—	—	—	—						
445310	Beer, wine & liquor stores . . . . .	109	403	1 724	22	13	8	1	—	—	—	—	—	—	—	—	—	—	—	—						
446	Health & personal care stores . . . . .	1 006	3 908	16 409	84	39	18	12	11	3	1	—	—	—	—	—	—	—	—	—						
4461	Health & personal care stores . . . . .	1 006	3 908	16 409	84	39	18	12	11	3	1	—	—	—	—	—	—	—	—	—						
44611	Pharmacies & drug stores . . . . .	759	2 780	12 042	45	11	11	10	10	2	1	—	—	—	—	—	—	—	—	—						
446110	Pharmacies & drug stores . . . . .	759	2 780	12 042	45	11	11	10	10	2	1	—	—	—	—	—	—	—	—	—						
44619	Other health & personal care stores . . . . .	182	823	3 193	16	9	3	2	1	—	—	—	—	—	—	—	—	—	—	—						
446199	All other health & personal care stores . . . . .	140	719	2 675	11	6	3	1	—	—	—	—	—	—	—	—	—	—	—	—						
447	Gasoline stations . . . . .	924	2 668	11 788	95	22	31	36	6	—	—	—	—	—	—	—	—	—	—	—						
4471	Gasoline stations . . . . .	924	2 668	11 788	95	22	31	36	6	—	—	—	—	—	—	—	—	—	—	—						
44711	Gasoline stations with convenience stores . . .	748	1 981	8 715	68	9	23	30	6	—	—	—	—	—	—	—	—	—	—	—						
447110	Gasoline stations with convenience stores . . .	748	1 981	8 715	68	9	23	30	6	—	—	—	—	—	—	—	—	—	—	—						
44719	Other gasoline stations . . . . .	176	687	3 073	27	13	8	6	—	—	—	—	—	—	—	—	—	—	—	—						
447190	Other gasoline stations . . . . .	176	687	3 073	27	13	8	6	—	—	—	—	—	—	—	—	—	—	—	—						
448	Clothing & clothing accessories stores . . . . .	1 293	4 228	19 424	151	61	50	33	3	3	1	—	—	—	—	—	—	—	—	—						
4481	Clothing stores . . . . .	813	2 297	11 024	88	30	32	20	3	3	—	—	—	—	—	—	—	—	—	—						
44811	Men's clothing stores . . . . .	156	451	2 429	19	9	5	4	—	1	—	—	—	—	—	—	—	—	—	—						
448110	Men's clothing stores . . . . .	156	451	2 429	19	9	5	4	—	1	—	—	—	—	—	—	—	—	—	—						
44812	Women's clothing stores . . . . .	346	984	4 542	38	11	12	12	3	—	—	—	—	—	—	—	—	—	—	—						
448120	Women's clothing stores . . . . .	346	984	4 542	38	11	12	12	3	—	—	—	—	—	—	—	—	—	—	—						
44814	Family clothing stores . . . . .	163	342	1																						

**Table 6. Counties—Employees, Payroll, and Establishments by Industry: 1999—Con.**

[Excludes most government employees, railroad employees, and self-employed persons. Size class 1 to 4 includes establishments with payroll, but no employees, during mid-March pay period. (D) denotes figures withheld to avoid disclosing data for individual companies; the data are included in broader industry totals. Detailed industries with 100 or more employees are shown if industry was not a (D). For explanation of terms, abbreviations, and data reliability/comparability, see introductory text]

NAICS code	Industry	Number of employees for week including March 12	Payroll (\$1,000)		Total number of establishments	Number of establishments by employment-size class									
			First quarter	Annual		1 to 4	5 to 9	10 to 19	20 to 49	50 to 99	100 to 249	250 to 499	500 to 999	1,000 or more	
<b>RICHMOND (IC)—Con.</b>															
<b>44-45 Retail trade—Con.</b>															
452	General merchandise stores .....	752	3 919	15 163	20	5	9	3	—	1	1	1	—	—	
4521	Department stores .....	(C)	(D)	(D)	2	—	—	—	—	1	1	—	—	—	
45211	Department stores .....	(C)	(D)	(D)	2	—	—	—	—	1	1	—	—	—	
4529	Other general merchandise stores .....	(F)	(D)	(D)	18	5	9	3	—	—	—	1	—	—	
45291	Warehouse clubs & superstores .....	(E)	(D)	(D)	1	—	—	—	—	—	—	1	—	—	
45299	All other general merchandise stores .....	(C)	(D)	(D)	17	5	9	3	—	—	—	—	—	—	
453	Miscellaneous store retailers .....	981	3 904	16 064	137	73	43	11	8	2	—	—	—	—	
4531	Florists .....	135	483	2 101	19	9	7	2	1	—	—	—	—	—	
45311	Florists .....	135	483	2 101	19	9	7	2	1	—	—	—	—	—	
453110	Florists .....	135	483	2 101	19	9	7	2	1	—	—	—	—	—	
4532	Office supplies, stationery & gift stores .....	261	728	3 590	49	26	18	3	2	—	—	—	—	—	
45322	Gift, novelty & souvenir stores .....	194	473	2 110	34	17	13	2	2	—	—	—	—	—	
453220	Gift, novelty & souvenir stores .....	194	473	2 110	34	17	13	2	2	—	—	—	—	—	
4533	Used merchandise stores .....	379	1 868	6 383	27	12	7	2	4	2	—	—	—	—	
45331	Used merchandise stores .....	379	1 868	6 383	27	12	7	2	4	2	—	—	—	—	
453310	Used merchandise stores .....	379	1 868	6 383	27	12	7	2	4	2	—	—	—	—	
4539	Other miscellaneous store retailers .....	206	825	3 990	42	26	11	4	1	—	—	—	—	—	
45399	All other miscellaneous store retailers .....	113	456	2 411	25	16	6	3	—	—	—	—	—	—	
454	Nonstore retailers .....	627	3 631	15 696	42	22	5	6	7	1	1	—	—	—	
4541	Electronic shopping & mail-order houses .....	276	1 383	5 726	12	9	1	—	1	—	1	—	—	—	
45411	Electronic shopping & mail-order houses .....	276	1 383	5 726	12	9	1	—	1	—	1	—	—	—	
454110	Electronic shopping & mail-order houses .....	276	1 383	5 726	12	9	1	—	1	—	1	—	—	—	
4543	Direct selling establishments .....	282	1 859	8 279	23	11	2	4	5	1	—	—	—	—	
45431	Fuel dealers .....	145	1 096	4 910	9	3	1	2	2	1	—	—	—	—	
45439	Other direct selling establishments .....	137	763	3 369	14	8	1	2	3	—	—	—	—	—	
454390	Other direct selling establishments .....	137	763	3 369	14	8	1	2	3	—	—	—	—	—	
<b>48-49</b>	<b>Transportation &amp; warehousing .....</b>	<b>4 761</b>	<b>42 232</b>	<b>187 833</b>	<b>170</b>	<b>82</b>	<b>15</b>	<b>25</b>	<b>20</b>	<b>18</b>	<b>7</b>	<b>2</b>	<b>1</b>	<b>—</b>	
481	Air transportation .....	(F)	(D)	(D)	4	—	—	1	—	1	1	—	1	—	
4811	Scheduled air transportation .....	(C)	(D)	(D)	3	—	—	1	—	1	1	—	—	—	
48111	Scheduled air transportation .....	(C)	(D)	(D)	3	—	—	1	—	1	1	—	—	—	
4812	Nonscheduled air transportation .....	(F)	(D)	(D)	1	—	—	—	—	—	—	—	1	—	
48121	Nonscheduled air transportation .....	(F)	(D)	(D)	1	—	—	—	—	—	—	—	1	—	
484	Truck transportation .....	1 970	22 125	92 789	76	35	7	10	10	11	3	—	—	—	
4841	General freight trucking .....	1 605	13 572	59 462	41	15	3	6	4	10	3	—	—	—	
48411	General freight trucking, local .....	123	949	4 231	7	3	—	2	1	1	—	—	—	—	
484110	General freight trucking, local .....	123	949	4 231	7	3	—	2	1	1	—	—	—	—	
48412	General freight trucking, long-distance .....	1 482	12 623	55 231	34	12	3	4	3	9	3	—	—	—	
484121	General freight trucking, long-distance, TL .....	362	2 785	11 932	17	9	2	2	—	4	—	—	—	—	
484122	General freight trucking, long-distance, LTL .....	1 120	9 838	43 299	17	3	1	2	3	5	3	—	—	—	
4842	Specialized freight trucking .....	365	8 553	33 327	35	20	4	4	6	1	—	—	—	—	
48421	Used household & office goods moving .....	(C)	(D)	(D)	13	6	3	1	2	1	—	—	—	—	
48423	Specialized freight (exc used) trucking, LDist .....	(C)	(D)	(D)	7	2	—	2	3	—	—	—	—	—	
485	Transit & ground passenger transportation .....	879	5 596	25 208	18	7	2	3	2	1	1	2	—	—	
4851	Urban transit systems .....	(E)	(D)	(D)	2	—	—	—	—	—	1	1	—	—	
48511	Urban transit systems .....	(E)	(D)	(D)	2	—	—	—	—	—	1	1	—	—	
4852	Interurban & rural bus transportation .....	(E)	(D)	(D)	2	—	—	1	—	—	—	1	—	—	
48521	Interurban & rural bus transportation .....	(E)	(D)	(D)	2	—	—	1	—	—	—	1	—	—	
4855	Charter bus industry .....	128	575	2 985	5	1	1	—	2	1	—	—	—	—	
48551	Charter bus industry .....	128	575	2 985	5	1	1	—	2	1	—	—	—	—	
485510	Charter bus industry .....	128	575	2 985	5	1	1	—	2	1	—	—	—	—	
488	Transportation support activities .....	280	2 120	9 368	23	15	2	3	2	—	1	—	—	—	
4885	Freight transportation arrangement .....	186	1 747	7 685	10	7	—	2	—	—	1	—	—	—	
48851	Freight transportation arrangement .....	186	1 747	7 685	10	7	—	2	—	—	1	—	—	—	
488510	Freight transportation arrangement .....	186	1 747	7 685	10	7	—	2	—	—	1	—	—	—	
492	Couriers & messengers .....	306	1 303	6 154	21	9	2	4	4	2	—	—	—	—	
4922	Local messengers & local delivery .....	224	1 040	4 540	10	3	1	1	3	2	—	—	—	—	
49221	Local messengers & local delivery .....	224	1 040	4 540	10	3	1	1	3	2	—	—	—	—	
492210	Local messengers & local delivery .....	224	1 040	4 540	10	3	1	1	3	2	—	—	—	—	
493	Warehousing & storage .....	491	3 415	15 035	15	8	—	2	1	3	1	—	—	—	
4931	Warehousing & storage .....	491	3 415	15 035	15	8	—	2	1	3	1	—	—	—	
49312	Refrigerated warehousing & storage .....	(C)	(D)	(D)	1	—	—	—	—	—	1	—	—	—	
49313	Farm product warehousing & storage .....	(C)	(D)	(D)	2	—	—	—	—	2	—	—	—	—	
<b>51</b>	<b>Information .....</b>	<b>5 242</b>	<b>56 721</b>	<b>229 819</b>	<b>151</b>	<b>70</b>	<b>23</b>	<b>27</b>	<b>9</b>	<b>8</b>	<b>10</b>	<b>2</b>	<b>1</b>	<b>1</b>	
511	Publishing industries .....	1 491	12 621	53 140	27	8	5	9	2	2	—	—	—	1	
5111	Newspaper, periodical, book, database publishers .....	1 387	11 480	46 752	19	6	4	5	1	2	—	—	—	1	
51111	Newspaper publishers .....	(G)	(D)	(D)	7	2	1	2	—	1	—	—	—	1	
5112	Software publishers .....	104	1 141	6 388	8	2	1	4	1	—	—	—	—	—	
51121	Software publishers .....	104	1 141	6 388	8	2	1	4	1	—	—	—	—	—	
511210	Software publishers .....	104	1 141	6 388	8	2	1	4	1	—	—	—	—	—	
512	Motion picture & sound recording industries .....	(E)	(D)	(D)	32	19	3	7	2	1	—	—	—	—	
5121	Motion picture & video industries .....	(E)	(D)	(D)	24	12	2	7	2	1	—	—	—	—	
51213	Motion picture & video exhibition .....	131	143	633	4	—	1	1	1	1	—	—	—	—	
512131	Motion picture theaters (except drive-ins) ..	131	143	633	4	—	1	1	1	1	—	—	—	—	

Note: Employment-size classes are indicated as follows: A—0 to 19; B—20 to 99; C—100 to 249; E—250 to 499; F—500 to 999; G—1,000 to 2,499; H—2,500 to 4,999; I—5,000 to 9,999; J—10,000 to 24,999; K—25,000 to 49,999; L—50,000 to 99,999; M—100,000 or more.

**Table 6. Counties—Employees, Payroll, and Establishments by Industry: 1999—Con.**

[Excludes most government employees, railroad employees, and self-employed persons. Size class 1 to 4 includes establishments with payroll, but no employees, during mid-March pay period. (D) denotes figures withheld to avoid disclosing data for individual companies; the data are included in broader industry totals. Detailed industries with 100 or more employees are shown if industry was not a (D). For explanation of terms, abbreviations, and data reliability/comparability, see introductory text]

NAICS code	Industry	Number of employees for week including March 12	Payroll (\$1,000)		Total number of establishments	Number of establishments by employment-size class									
			First quarter	Annual		1 to 4	5 to 9	10 to 19	20 to 49	50 to 99	100 to 249	250 to 499	500 to 999	1,000 or more	
<b>RICHMOND (IC)—Con.</b>															
<b>51 Information—Con.</b>															
513	Broadcasting & telecommunications	3 287	41 160	163 796	69	30	9	9	4	4	10	2	1	—	
5131	Radio & television broadcasting	(F)	(D)	(D)	12	2	2	1	1	1	5	—	—	—	
51311	Radio broadcasting	(E)	(D)	(D)	8	2	2	1	—	1	2	—	—	—	
51312	Television broadcasting	401	3 702	16 142	4	—	—	—	1	—	3	—	—	—	
513120	Television broadcasting	401	3 702	16 142	4	—	—	—	1	—	3	—	—	—	
5133	Telecommunications	2 480	34 429	134 688	56	27	7	8	3	3	5	2	1	—	
51331	Wired telecommunications carriers	2 313	32 533	125 628	47	22	7	5	3	3	4	2	1	—	
513310	Wired telecommunications carriers	2 313	32 533	125 628	47	22	7	5	3	3	4	2	1	—	
51332	Wireless telecom carriers (exc satellite)	(C)	(D)	(D)	5	3	—	1	—	—	1	—	—	—	
514	Information & data processing services	(C)	(D)	(D)	23	13	6	2	1	1	—	—	—	—	
5141	Information services	(C)	(D)	(D)	16	7	5	2	1	1	—	—	—	—	
51419	Other information services	(C)	(D)	(D)	10	5	3	1	—	1	—	—	—	—	
<b>52</b>	<b>Finance &amp; insurance</b>	<b>13 785</b>	<b>194 636</b>	<b>695 161</b>	<b>588</b>	<b>297</b>	<b>125</b>	<b>83</b>	<b>45</b>	<b>13</b>	<b>14</b>	<b>6</b>	<b>2</b>	<b>3</b>	
521	Monetary authorities - central bank	(G)	(D)	(D)	1	—	—	—	—	—	—	—	—	1	
5211	Monetary authorities - central bank	(G)	(D)	(D)	1	—	—	—	—	—	—	—	—	1	
52111	Monetary authorities - central bank	(G)	(D)	(D)	1	—	—	—	—	—	—	—	—	1	
522	Credit intermediation & related activities	6 778	84 817	291 496	238	86	80	43	18	2	2	3	2	2	
5221	Depository credit intermediation	5 391	66 963	225 694	144	48	61	17	9	1	2	3	1	2	
52211	Commercial banking	4 924	63 744	212 807	112	35	48	15	6	1	1	3	1	2	
522110	Commercial banking	4 924	63 744	212 807	112	35	48	15	6	1	1	3	1	2	
52213	Credit unions	425	3 019	12 035	24	13	5	2	3	—	1	—	—	—	
522130	Credit unions	425	3 019	12 035	24	13	5	2	3	—	1	—	—	—	
5222	Nondepository credit intermediation	1 190	15 883	57 994	68	28	10	21	7	1	—	—	1	—	
52222	Sales financing	124	1 492	5 402	13	5	3	3	2	—	—	—	—	—	
522220	Sales financing	124	1 492	5 402	13	5	3	3	2	—	—	—	—	—	
52229	Other nondepository credit intermediation	1 066	14 391	52 592	55	23	7	18	5	1	—	—	1	—	
522292	Real estate credit	927	13 115	47 695	41	15	4	17	4	—	—	—	1	—	
5223	Activities related to credit intermediation	197	1 971	7 808	26	10	9	5	2	—	—	—	—	—	
52231	Mortgage & nonmortgage brokers	161	1 685	6 832	18	6	5	5	2	—	—	—	—	—	
522310	Mortgage & nonmortgage brokers	161	1 685	6 832	18	6	5	5	2	—	—	—	—	—	
523	Security, commodity contracts & like activity	1 803	49 500	165 867	104	58	16	10	9	6	5	—	—	—	
5231	Scrtcy & comdty contracts intermed & brokerage	(G)	(D)	(D)	40	14	5	5	7	4	5	—	—	—	
52311	Investment banking & securities dealing	(E)	(D)	(D)	8	4	2	—	—	—	2	—	—	—	
52312	Securities brokerage	1 092	28 893	101 400	30	8	3	5	7	4	3	—	—	—	
523120	Securities brokerage	1 092	28 893	101 400	30	8	3	5	7	4	3	—	—	—	
5239	Other financial investment activities	(E)	(D)	(D)	64	44	11	5	2	2	—	—	—	—	
52391	Miscellaneous intermediation	(C)	(D)	(D)	8	5	1	—	1	1	—	—	—	—	
52392	Portfolio management	161	3 350	12 860	27	18	7	1	—	1	—	—	—	—	
523920	Portfolio management	161	3 350	12 860	27	18	7	1	—	1	—	—	—	—	
52393	Investment advice	100	1 474	7 968	22	16	3	2	1	—	—	—	—	—	
523930	Investment advice	100	1 474	7 968	22	16	3	2	1	—	—	—	—	—	
524	Insurance carriers & related activities	3 300	40 993	158 466	240	153	27	29	18	5	6	2	—	—	
5241	Insurance carriers	1 832	21 276	80 561	85	40	16	10	11	4	3	1	—	—	
52411	Direct life, health, medical insurance carriers	(F)	(D)	(D)	27	10	8	2	4	1	2	—	—	—	
52412	Other direct insurance carriers	1 195	13 830	52 351	56	30	7	7	7	3	1	1	—	—	
524126	Direct property & casualty insurance carriers	1 080	12 695	48 494	43	21	5	7	5	3	1	1	—	—	
524127	Direct title insurance carriers	115	1 135	3 857	13	9	2	—	2	—	—	—	—	—	
5242	Agencies & other insurance related activities	1 468	19 717	77 905	155	113	11	19	7	1	3	1	—	—	
52421	Insurance agencies & brokerages	1 287	17 921	70 366	131	98	8	15	5	1	3	1	—	—	
524210	Insurance agencies & brokerages	1 287	17 921	70 366	131	98	8	15	5	1	3	1	—	—	
52429	Other insurance related activities	181	1 796	7 539	24	15	3	4	2	—	—	—	—	—	
524292	Insurance & pension funds, third party admin	113	1 165	5 117	14	7	3	3	1	—	—	—	—	—	
525	Funds, trusts, & other financial vehicles (part)	(F)	(D)	(D)	5	—	2	1	—	—	1	1	—	—	
5259	Other investment pools & funds	(F)	(D)	(D)	5	—	2	1	—	—	1	1	—	—	
52593	Real estate investment trusts	(F)	(D)	(D)	5	—	2	1	—	—	1	1	—	—	
<b>53</b>	<b>Real estate &amp; rental &amp; leasing</b>	<b>2 972</b>	<b>17 531</b>	<b>79 513</b>	<b>282</b>	<b>177</b>	<b>54</b>	<b>26</b>	<b>16</b>	<b>3</b>	<b>5</b>	<b>1</b>	<b>—</b>	<b>—</b>	
531	Real estate	2 231	13 666	62 968	203	144	30	12	10	2	4	1	—	—	
5311	Lessors of real estate	988	5 183	24 764	74	56	8	3	4	—	2	1	—	—	
53111	Lessors of residential buildings & dwellings	672	3 655	18 512	30	20	4	2	2	—	1	1	—	—	
531110	Lessors of residential buildings & dwellings	672	3 655	18 512	30	20	4	2	2	—	1	1	—	—	
53112	Lessors of nonres bldg (exc minwarehouses)	297	1 460	5 942	37	29	4	1	2	—	1	—	—	—	
531120	Lessors of nonres bldg (exc minwarehouses)	297	1 460	5 942	37	29	4	1	2	—	1	—	—	—	
5312	Offices of real estate agents & brokers	477	4 370	18 056	57	45	6	3	1	1	1	—	—	—	
53121	Offices of real estate agents & brokers	477	4 370	18 056	57	45	6	3	1	1	1	—	—	—	
531210	Offices of real estate agents & brokers	477	4 370	18 056	57	45	6	3	1	1	1	—	—	—	
5313	Activities related to real estate	766	4 113	20 148	72	43	16	6	5	1	1	—	—	—	
53131	Real estate property managers	679	3 135	14 497	47	25	11	4	5	1	1	—	—	—	
531311	Residential property managers	591	2 737	12 640	35	18	7	4	4	1	1	—	—	—	
532	Rental & leasing services	(F)	(D)	(D)	77	33	24	14	4	1	1	—	—	—	
5321	Automotive equipment rental & leasing	338	1 696	7 647	33	13	11	6	2	—	1	—	—	—	
53211	Passenger car rental & leasing	141	569	2 731	7	3	1	2	—	—	1	—	—	—	
53212	Truck, utility trailer & RV rental & leasing	197	1 127	4 916	26	10	10	4	2	—	—	—	—	—	
532120	Truck, utility trailer & RV rental & leasing	197	1 127	4 916	26	10	10	4	2	—	—	—	—	—	
5322	Consumer goods rental	173	675	2 435	27	11	9	6	1	—	—	—	—	—	
53223	Video tape & disc rental	143	345	1 275	19	6	6	6	1	—	—	—	—	—	
532230	Video tape & disc rental	143	345	1 275	19	6	6	6	1	—	—	—	—	—	
5324	Commercial, industrial equip rental & leasing	156	1 130	4 913	19	5	1	2	1	1	1	—	—	—	

Note: Employment-size classes are indicated as follows: A—0 to 19; B—20 to 99; C—100 to 249; E—250 to 499; F—500 to 999; G—1,000 to 2,499; H—2,500 to 4,999; I—5,000 to 9,999; J—10,000 to 24,999; K—25,000 to 49,999; L—50,000 to 99,999; M—100,000 or more.

**Table 6. Counties—Employees, Payroll, and Establishments by Industry: 1999—Con.**

[Excludes most government employees, railroad employees, and self-employed persons. Size class 1 to 4 includes establishments with payroll, but no employees, during mid-March pay period. (D) denotes figures withheld to avoid disclosing data for individual companies; the data are included in broader industry totals. Detailed industries with 100 or more employees are shown if industry was not a (D). For explanation of terms, abbreviations, and data reliability/comparability, see introductory text]

NAICS code	Industry	Number of employees for week including March 12	Payroll (\$1,000)		Total number of establishments	Number of establishments by employment-size class									
			First quarter	Annual		1 to 4	5 to 9	10 to 19	20 to 49	50 to 99	100 to 249	250 to 499	500 to 999	1,000 or more	
<b>RICHMOND (IC)—Con.</b>															
<b>54</b>	<b>Professional, scientific &amp; technical services</b>	<b>10 403</b>	<b>114 056</b>	<b>472 506</b>	<b>832</b>	<b>506</b>	<b>139</b>	<b>85</b>	<b>65</b>	<b>19</b>	<b>14</b>	<b>1</b>	<b>3</b>	—	
541	Professional, scientific & technical services	10 403	114 056	472 506	832	506	139	85	65	19	14	1	3	—	
5411	Legal services	3 801	53 449	211 914	240	144	39	26	19	4	6	—	2	—	
54111	Offices of lawyers	3 727	52 805	210 010	227	136	37	23	19	4	6	—	2	—	
541110	Offices of lawyers	3 727	52 805	210 010	227	136	37	23	19	4	6	—	2	—	
5412	Accounting, tax prep, bookkeep, payroll services	1 352	10 750	47 023	88	51	15	10	5	3	4	—	—	—	
54121	Accounting, tax prep, bookkeep, payroll services	1 352	10 750	47 023	88	51	15	10	5	3	4	—	—	—	
541211	Offices of certified public accountants	775	8 521	36 985	52	30	7	8	2	3	2	—	—	—	
541213	Tax preparation services	236	463	1 198	10	6	1	—	2	—	1	—	—	—	
541214	Payroll services	223	1 185	6 478	5	1	3	—	—	—	1	—	—	—	
541219	Other accounting services	118	581	2 362	21	14	4	2	1	—	—	—	—	—	
5413	Architectural, engineering & related services	1 276	11 436	55 131	120	61	20	16	19	4	—	—	—	—	
54131	Architectural services	493	4 642	23 207	57	30	12	8	6	1	—	—	—	—	
541310	Architectural services	493	4 642	23 207	57	30	12	8	6	1	—	—	—	—	
54133	Engineering services	562	5 472	25 754	46	25	3	6	10	2	—	—	—	—	
541330	Engineering services	562	5 472	25 754	46	25	3	6	10	2	—	—	—	—	
54137	Surveying, mapping (exc geophysical) services	129	758	3 576	7	1	3	1	1	1	—	—	—	—	
541370	Surveying, mapping (exc geophysical) services	129	758	3 576	7	1	3	1	1	1	—	—	—	—	
5414	Specialized design services	213	1 545	6 631	58	44	9	5	—	—	—	—	—	—	
54143	Graphic design services	113	887	4 154	32	25	4	3	—	—	—	—	—	—	
541430	Graphic design services	113	887	4 154	32	25	4	3	—	—	—	—	—	—	
5415	Computer systems design & related services	681	9 555	44 305	70	50	9	3	3	4	1	—	—	—	
54151	Computer systems design & related services	681	9 555	44 305	70	50	9	3	3	4	1	—	—	—	
541511	Custom computer programming services	204	2 642	12 508	33	27	3	1	—	2	—	—	—	—	
541512	Computer systems design services	447	6 465	29 752	25	14	4	3	2	1	—	—	—	—	
5416	Management, sci & tech consulting services	680	9 159	33 577	95	56	24	9	4	1	1	—	—	—	
54161	Management consulting services	579	8 323	29 507	73	44	16	7	4	1	1	—	—	—	
541611	Admin & gen management consulting services	185	3 545	13 205	39	25	10	2	2	—	—	—	—	—	
541612	Human res & exec search consulting services	183	3 720	11 882	12	3	4	2	2	1	—	—	—	—	
5417	Scientific R&D services	132	1 050	4 295	10	5	2	—	2	1	—	—	—	—	
54171	R&D in physical, engineering & life sciences	128	1 025	4 154	7	2	2	—	2	1	—	—	—	—	
541710	R&D in physical, engineering & life sciences	128	1 025	4 154	7	2	2	—	2	1	—	—	—	—	
5418	Advertising & related services	1 166	14 093	56 727	88	53	12	9	11	2	—	1	—	—	
54181	Advertising agencies	719	10 419	39 249	40	22	7	5	4	1	—	—	—	—	
541810	Advertising agencies	719	10 419	39 249	40	22	7	5	4	1	—	—	—	—	
54186	Direct mail advertising	192	1 019	4 635	11	5	—	2	3	1	—	—	—	—	
541860	Direct mail advertising	192	1 019	4 635	11	5	—	2	3	1	—	—	—	—	
5419	Oth professional, scientific, technical services	1 102	3 019	12 903	63	42	9	7	2	—	2	—	1	—	
54191	Marketing research & public opinion polling	355	1 390	6 517	8	3	2	1	—	—	2	—	—	—	
541910	Marketing research & public opinion polling	355	1 390	6 517	8	3	2	1	—	—	2	—	—	—	
54194	Veterinary services	114	503	2 345	11	2	4	3	2	—	—	—	—	—	
541940	Veterinary services	114	503	2 345	11	2	4	3	2	—	—	—	—	—	
54199	All oth prof, scientific & technical services	555	764	2 272	12	9	2	—	—	—	—	—	1	—	
541990	All oth prof, scientific & technical services	555	764	2 272	12	9	2	—	—	—	—	—	1	—	
<b>55</b>	<b>Management of companies &amp; enterprises</b>	<b>5 467</b>	<b>95 889</b>	<b>372 239</b>	<b>87</b>	<b>23</b>	<b>10</b>	<b>12</b>	<b>19</b>	<b>10</b>	<b>8</b>	<b>2</b>	<b>3</b>	—	
551	Management of companies & enterprises	5 467	95 889	372 239	87	23	10	12	19	10	8	2	3	—	
5511	Management of companies & enterprises	5 467	95 889	372 239	87	23	10	12	19	10	8	2	3	—	
55111	Management of companies & enterprises	5 467	95 889	372 239	87	23	10	12	19	10	8	2	3	—	
551114	Corp, subsidiary & regional managing offices	5 094	83 841	339 949	74	17	7	11	18	10	6	2	3	—	
<b>56</b>	<b>Admin, support, waste mgt, remediation services</b>	<b>11 521</b>	<b>49 261</b>	<b>209 353</b>	<b>394</b>	<b>171</b>	<b>66</b>	<b>59</b>	<b>44</b>	<b>23</b>	<b>24</b>	<b>4</b>	<b>3</b>	—	
561	Administrative & support services	11 150	45 959	195 784	382	167	64	57	42	22	23	4	3	—	
5611	Office administrative services	233	2 012	9 985	34	20	5	7	2	—	—	—	—	—	
56111	Office administrative services	233	2 012	9 985	34	20	5	7	2	—	—	—	—	—	
561110	Office administrative services	233	2 012	9 985	34	20	5	7	2	—	—	—	—	—	
5612	Facilities support services	153	984	4 000	10	5	2	2	—	—	1	—	—	—	
56121	Facilities support services	153	984	4 000	10	5	2	2	—	—	1	—	—	—	
561210	Facilities support services	153	984	4 000	10	5	2	2	—	—	1	—	—	—	
5613	Employment services	5 218	24 119	96 370	70	14	5	9	12	13	14	2	1	—	
56132	Temporary help services	4 000	18 682	77 371	56	8	4	8	10	12	13	—	1	—	
561320	Temporary help services	4 000	18 682	77 371	56	8	4	8	10	12	13	—	1	—	
56133	Employee leasing services	1 141	5 256	18 367	7	2	—	1	—	1	1	2	—	—	
561330	Employee leasing services	1 141	5 256	18 367	7	2	—	1	—	1	1	2	—	—	
5614	Business support services	690	4 015	18 088	45	19	7	8	8	1	2	—	—	—	
56142	Telephone call centers (C)	—	—	—	4	3	—	—	—	—	1	—	—	—	
56143	Business service centers (D)	203	1 307	5 649	19	8	3	5	3	—	—	—	—	—	
56144	Collection agencies	266	1 693	8 016	7	1	—	1	3	1	1	—	—	—	
561440	Collection agencies	266	1 693	8 016	7	1	—	1	3	1	1	—	—	—	
5615	Travel arrangement & reservation services	286	1 585	8 277	39	24	4	10	—	1	—	—	—	—	
56151	Travel agencies	125	686	3 031	29	21	3	5	—	—	—	—	—	—	
561510	Travel agencies	125	686	3 031	29	21	3	5	—	—	—	—	—	—	
56159	Oth travel arrangement & reservation services	(C)	(D)	(D)	9	3	—	5	—	1	—	—	—	—	

Note: Employment-size classes are indicated as follows: A—0 to 19; B—20 to 99; C—100 to 249; E—250 to 499; F—500 to 999; G—1,000 to 2,499; H—2,500 to 4,999; I—5,000 to 9,999; J—10,000 to 24,999; K—25,000 to 49,999; L—50,000 to 99,999; M—100,000 or more.

**Table 6. Counties—Employees, Payroll, and Establishments by Industry: 1999—Con.**

[Excludes most government employees, railroad employees, and self-employed persons. Size class 1 to 4 includes establishments with payroll, but no employees, during mid-March pay period. (D) denotes figures withheld to avoid disclosing data for individual companies; the data are included in broader industry totals. Detailed industries with 100 or more employees are shown if industry was not a (D). For explanation of terms, abbreviations, and data reliability/comparability, see introductory text]

NAICS code	Industry	Number of employees for week including March 12	Payroll (\$1,000)		Total number of establishments	Number of establishments by employment-size class								
			First quarter	Annual		1 to 4	5 to 9	10 to 19	20 to 49	50 to 99	100 to 249	250 to 499	500 to 999	1,000 or more
<b>RICHMOND (IC)—Con.</b>														
<b>56</b>	<b>Admin, support, waste mgt, remediation services—Con.</b>													
561	Administrative & support services—Con.													
5616	Investigation & security services	646	4 633	18 019	24	8	8	1	4	1	2	—	—	—
56161	Investigation, guard & armored car services	311	1 948	6 451	12	4	3	1	3	—	1	—	—	—
561612	Security guards & patrol services	230	812	3 670	5	2	—	—	2	—	1	—	—	—
56162	Security systems services	335	2 685	11 568	12	4	5	—	1	1	1	—	—	—
561621	Security systems services (except locksmiths)	299	2 488	10 739	5	1	1	—	1	1	1	—	—	—
5617	Services to buildings & dwellings	3 649	6 892	33 070	130	60	28	17	12	5	4	2	2	—
56171	Exterminating & pest control services	111	513	3 043	6	2	1	—	2	1	—	—	—	—
561710	Exterminating & pest control services	111	513	3 043	6	2	1	—	2	1	—	—	—	—
56172	Janitorial services	3 178	5 060	23 756	89	37	21	12	8	4	3	2	2	—
561720	Janitorial services	3 178	5 060	23 756	89	37	21	12	8	4	3	2	2	—
56173	Landscaping services	307	1 012	4 969	28	18	4	4	1	—	1	—	—	—
561730	Landscaping services	307	1 012	4 969	28	18	4	4	1	—	1	—	—	—
5619	Other support services	275	1 719	7 975	30	17	5	3	4	1	—	—	—	—
56199	All other support services	206	1 323	5 754	22	12	4	3	2	1	—	—	—	—
561990	All other support services	206	1 323	5 754	22	12	4	3	2	1	—	—	—	—
562	Waste management & remediation services	371	3 302	13 569	12	4	2	2	2	1	1	—	—	—
5621	Waste collection	(E)	(D)	(D)	6	2	2	—	1	—	1	—	—	—
56211	Waste collection	(E)	(D)	(D)	6	2	2	—	1	—	1	—	—	—
5629	Remediation & oth waste management services	(C)	(D)	(D)	5	1	—	2	1	1	—	—	—	—
<b>61</b>	<b>Educational services</b>	<b>4 825</b>	<b>26 199</b>	<b>111 150</b>	<b>68</b>	<b>24</b>	<b>11</b>	<b>8</b>	<b>14</b>	<b>7</b>	<b>1</b>	<b>1</b>	<b>1</b>	<b>1</b>
611	Educational services	4 825	26 199	111 150	68	24	11	8	14	7	1	1	1	1
6111	Elementary & secondary schools	1 557	8 419	34 922	21	1	2	5	7	5	—	—	1	—
61111	Elementary & secondary schools	1 557	8 419	34 922	21	1	2	5	7	5	—	—	1	—
611110	Elementary & secondary schools	1 557	8 419	34 922	21	1	2	5	7	5	—	—	1	—
6112	Junior colleges	(C)	(D)	(D)	2	—	—	—	—	2	—	—	—	—
61121	Junior colleges	(C)	(D)	(D)	2	—	—	—	—	2	—	—	—	—
6113	Colleges, universities & professional schools	2 817	15 755	67 419	5	—	1	—	1	—	1	—	1	—
61131	Colleges, universities & professional schools	2 817	15 755	67 419	5	—	1	—	1	—	1	—	1	—
611310	Colleges, universities & professional schools	2 817	15 755	67 419	5	—	1	—	1	—	1	—	1	—
6114	Business schools & computer & mgt training	114	561	2 710	10	3	3	2	2	—	—	—	—	—
6116	Other schools & instruction	172	596	2 623	20	11	4	1	4	—	—	—	—	—
<b>62</b>	<b>Health care and social assistance</b>	<b>23 296</b>	<b>170 334</b>	<b>722 480</b>	<b>698</b>	<b>299</b>	<b>178</b>	<b>93</b>	<b>79</b>	<b>23</b>	<b>17</b>	<b>5</b>	<b>—</b>	<b>4</b>
621	Ambulatory health care services	5 695	52 651	225 707	440	215	124	55	33	6	6	—	—	1
6211	Offices of physicians	2 937	37 130	155 954	194	95	56	26	13	3	—	—	—	1
62111	Offices of physicians	2 937	37 130	155 954	194	95	56	26	13	3	—	—	—	1
621111	Offices of physicians (exc mental health)	2 892	36 717	153 950	180	84	54	25	13	3	—	—	—	1
6212	Offices of dentists	611	4 577	20 928	112	54	44	13	1	—	—	—	—	—
62121	Offices of dentists	611	4 577	20 928	112	54	44	13	1	—	—	—	—	—
621210	Offices of dentists	611	4 577	20 928	112	54	44	13	1	—	—	—	—	—
6213	Offices of other health practitioners	203	1 238	5 547	59	46	10	2	1	—	—	—	—	—
6214	Outpatient care centers	387	2 370	11 884	29	6	7	9	7	—	—	—	—	—
62149	Other outpatient care centers	267	1 533	7 675	20	4	5	6	5	—	—	—	—	—
621492	Kidney dialysis centers	140	826	3 873	7	1	—	3	3	—	—	—	—	—
6216	Home health care services	1 077	5 043	21 683	28	6	5	3	7	3	4	—	—	—
62161	Home health care services	1 077	5 043	21 683	28	6	5	3	7	3	4	—	—	—
621610	Home health care services	1 077	5 043	21 683	28	6	5	3	7	3	4	—	—	—
6219	Other ambulatory health care services	426	1 978	8 442	8	2	—	—	4	—	2	—	—	—
62191	Ambulance services	(C)	(D)	(D)	2	—	—	—	1	—	1	—	—	—
62199	All other ambulatory health care services	(C)	(D)	(D)	6	2	—	—	3	—	1	—	—	—
622	Hospitals	(J)	(D)	(D)	10	—	—	—	—	—	3	4	—	3
6221	General medical & surgical hospitals	11 975	95 706	400 206	8	—	—	—	—	—	1	4	—	3
62211	General medical & surgical hospitals	11 975	95 706	400 206	8	—	—	—	—	—	1	4	—	3
622110	General medical & surgical hospitals	11 975	95 706	400 206	8	—	—	—	—	—	1	4	—	3
6223	Other specialty hospitals	(E)	(D)	(D)	2	—	—	—	—	—	2	—	—	—
62231	Other specialty hospitals	(E)	(D)	(D)	2	—	—	—	—	—	2	—	—	—
623	Nursing & residential care facilities	2 763	10 879	48 625	80	19	18	16	14	7	5	1	—	—
6231	Nursing care facilities	674	3 656	16 696	9	1	1	1	1	2	3	—	—	—
62311	Nursing care facilities	674	3 656	16 696	9	1	1	1	1	2	3	—	—	—
623110	Nursing care facilities	674	3 656	16 696	9	1	1	1	1	2	3	—	—	—
6232	Residential mental retardation, health facil	289	1 186	5 027	29	8	9	8	4	—	—	—	—	—
62321	Residential mental retardation facilities	126	565	2 400	16	5	7	3	1	—	—	—	—	—
623210	Residential mental retardation facilities	126	565	2 400	16	5	7	3	1	—	—	—	—	—
62322	Residential mental health, subst abuse facil	163	621	2 627	13	3	2	5	3	—	—	—	—	—
623220	Residential mental health, subst abuse facil	163	621	2 627	13	3	2	5	3	—	—	—	—	—
6233	Community care facilities for the elderly	1 616	5 321	23 717	31	8	6	2	8	4	2	1	—	—
62331	Community care facilities for the elderly	1 616	5 321	23 717	31	8	6	2	8	4	2	1	—	—
623311	Continuing care retirement communities	1 119	4 242	19 157	8	—	1	1	—	3	2	1	—	—
623312	Homes for the elderly	497	1 079	4 560	23	8	5	1	8	1	—	—	—	—
6239	Other residential care facilities	184	716	3 185	11	2	2	5	1	1	—	—	—	—
62399	Other residential care facilities	184	716	3 185	11	2	2	5	1	1	—	—	—	—
623990	Other residential care facilities	184	716	3 185	11	2	2	5	1	1	—	—	—	—

Note: Employment-size classes are indicated as follows: A—0 to 19; B—20 to 99; C—100 to 249; E—250 to 499; F—500 to 999; G—1,000 to 2,499; H—2,500 to 4,999; I—5,000 to 9,999; J—10,000 to 24,999; K—25,000 to 49,999; L—50,000 to 99,999; M—100,000 or more.

**Table 6. Counties—Employees, Payroll, and Establishments by Industry: 1999—Con.**

[Excludes most government employees, railroad employees, and self-employed persons. Size class 1 to 4 includes establishments with payroll, but no employees, during mid-March pay period. (D) denotes figures withheld to avoid disclosing data for individual companies; the data are included in broader industry totals. Detailed industries with 100 or more employees are shown if industry was not a (D). For explanation of terms, abbreviations, and data reliability/comparability, see introductory text]

NAICS code	Industry	Number of employees for week including March 12	Payroll (\$1,000)		Total number of establishments	Number of establishments by employment-size class									
			First quarter	Annual		1 to 4	5 to 9	10 to 19	20 to 49	50 to 99	100 to 249	250 to 499	500 to 999	1,000 or more	
<b>RICHMOND (IC)—Con.</b>															
<b>62</b>	<b>Health care and social assistance—Con.</b>														
624	Social assistance .....	(H)	(D)	(D)	168	65	36	22	32	10	3	-	-	-	
6241	Individual & family services.....	1 040	3 908	16 995	80	40	19	8	7	3	3	-	-	-	
62411	Child & youth services.....	307	1 462	6 697	16	2	7	3	3	-	1	-	-	-	
624110	Child & youth services.....	307	1 462	6 697	16	2	7	3	3	-	1	-	-	-	
62412	Services for elderly & disabled persons.....	335	1 012	4 376	19	9	4	1	3	1	1	-	-	-	
624120	Services for elderly & disabled persons.....	335	1 012	4 376	19	9	4	1	3	1	1	-	-	-	
62419	Other individual & family services.....	398	1 434	5 922	45	29	8	4	1	2	1	-	-	-	
624190	Other individual & family services.....	398	1 434	5 922	45	29	8	4	1	2	1	-	-	-	
6242	Community, emergency & other relief services..	(F)	(D)	(D)	26	6	4	4	9	3	-	-	-	-	
62422	Community housing services.....	438	1 643	7 345	19	3	4	4	5	3	-	-	-	-	
624221	Temporary shelters.....	327	981	4 235	9	-	1	2	3	3	-	-	-	-	
624229	Other community housing services.....	111	662	3 110	10	3	3	2	2	-	-	-	-	-	
6243	Vocational rehabilitation services.....	373	1 121	5 071	11	1	3	1	3	3	-	-	-	-	
62431	Vocational rehabilitation services.....	373	1 121	5 071	11	1	3	1	3	3	-	-	-	-	
624310	Vocational rehabilitation services.....	373	1 121	5 071	11	1	3	1	3	3	-	-	-	-	
6244	Child day care services.....	635	1 865	7 655	51	18	10	9	13	1	-	-	-	-	
62441	Child day care services.....	635	1 865	7 655	51	18	10	9	13	1	-	-	-	-	
624410	Child day care services.....	635	1 865	7 655	51	18	10	9	13	1	-	-	-	-	
<b>71</b>	<b>Arts, entertainment &amp; recreation.....</b>														
711	Performing arts, spectator sports & related industries.....	924	3 791	13 601	41	24	6	1	4	4	2	-	-	-	
7111	Performing arts companies.....	458	1 946	6 757	10	4	1	-	1	3	1	-	-	-	
71111	Theater companies & dinner theaters.....	197	662	2 775	5	1	1	-	1	2	-	-	-	-	
711110	Theater companies & dinner theaters.....	197	662	2 775	5	1	1	-	1	2	-	-	-	-	
71113	Musical groups & artists.....	(C)	(D)	(D)	4	3	-	-	-	-	1	-	-	-	
7112	Spectator sports.....	186	688	3 304	7	3	-	1	2	1	-	-	-	-	
71121	Spectator sports.....	186	688	3 304	7	3	-	1	2	1	-	-	-	-	
7113	Promoters of entertainment events.....	210	466	1 429	6	3	2	-	-	-	1	-	-	-	
71131	Promoters of entertainment events with facility.....	(C)	(D)	(D)	2	1	-	-	-	-	1	-	-	-	
712	Museums, historical sites & like institutions.....	(E)	(D)	(D)	19	5	2	5	4	3	-	-	-	-	
7121	Museums, historical sites & like institutions.....	(E)	(D)	(D)	19	5	2	5	4	3	-	-	-	-	
71211	Museums.....	276	1 153	5 128	15	4	2	4	4	1	-	-	-	-	
712110	Museums.....	276	1 153	5 128	15	4	2	4	4	1	-	-	-	-	
71212	Historical sites.....	(C)	(D)	(D)	4	1	-	1	-	2	-	-	-	-	
713	Amusement, gambling & recreation industries.....	685	2 224	10 972	33	17	4	5	3	3	-	1	-	-	
7139	Other amusement & recreation industries.....	(F)	(D)	(D)	30	16	4	4	2	3	-	1	-	-	
71391	Golf courses & country clubs.....	(E)	(D)	(D)	2	-	-	-	-	1	-	1	-	-	
71394	Fitness & recreational sports centers.....	159	385	2 300	14	9	2	1	-	2	-	-	-	-	
713940	Fitness & recreational sports centers.....	159	385	2 300	14	9	2	1	-	2	-	-	-	-	
<b>72</b>	<b>Accommodation &amp; food services.....</b>														
721	Accommodation.....	1 646	6 198	25 826	34	15	4	6	2	2	2	3	-	-	
7211	Traveler accommodation.....	(G)	(D)	(D)	33	14	4	6	2	2	2	3	-	-	
72111	Hotels (exc casino hotels) & motels.....	(G)	(D)	(D)	32	13	4	6	2	2	2	3	-	-	
722	Food services & drinking places.....	8 062	19 528	82 472	515	163	99	107	115	27	4	-	-	-	
7221	Full-service restaurants.....	3 880	9 605	40 360	230	68	45	50	50	14	3	-	-	-	
72211	Full-service restaurants.....	3 880	9 605	40 360	230	68	45	50	50	14	3	-	-	-	
722110	Full-service restaurants.....	3 880	9 605	40 360	230	68	45	50	50	14	3	-	-	-	
7222	Limited-service eating places.....	3 013	6 449	27 866	205	69	38	32	58	8	-	-	-	-	
72221	Limited-service eating places.....	3 013	6 449	27 866	205	69	38	32	58	8	-	-	-	-	
722211	Limited-service restaurants.....	2 688	5 704	24 576	171	55	30	25	54	7	-	-	-	-	
722212	Cafeterias.....	118	360	1 380	10	5	2	1	1	1	-	-	-	-	
722213	Snack & nonalcoholic beverage bars.....	207	385	1 910	24	9	6	6	3	-	-	-	-	-	
7223	Special food services.....	902	2 777	11 439	61	18	14	19	6	3	1	-	-	-	
72231	Food service contractors.....	750	2 414	9 453	45	10	10	16	6	2	1	-	-	-	
722310	Food service contractors.....	750	2 414	9 453	45	10	10	16	6	2	1	-	-	-	
72232	Caterers.....	132	275	1 597	11	5	2	3	-	1	-	-	-	-	
722320	Caterers.....	132	275	1 597	11	5	2	3	-	1	-	-	-	-	
7224	Drinking places (alcoholic beverages).....	267	697	2 807	19	8	2	6	1	2	-	-	-	-	
72241	Drinking places (alcoholic beverages).....	267	697	2 807	19	8	2	6	1	2	-	-	-	-	
722410	Drinking places (alcoholic beverages).....	267	697	2 807	19	8	2	6	1	2	-	-	-	-	
<b>81</b>	<b>Other services (except public administration).....</b>														
811	Repair & maintenance.....	1 621	10 998	46 608	252	144	62	29	16	1	-	-	-	-	
8111	Automotive repair & maintenance.....	1 027	6 394	28 638	157	91	36	18	11	1	-	-	-	-	
81111	Automotive mechanical & electrical R&M.....	509	3 170	14 208	98	61	24	9	4	-	-	-	-	-	
811111	General automotive repair.....	331	2 044	9 288	69	45	15	7	2	-	-	-	-	-	
811118	Other automotive mechanical & electrical R&M.....	102	664	2 597	16	10	4	-	2	-	-	-	-	-	
81112	Automotive body, paint, interior & glass repair.....	334	2 706	12 291	40	20	10	6	3	1	-	-	-	-	
811121	Automotive body, paint & interior R&M.....	266	2 237	10 212	30	16	7	3	3	1	-	-	-	-	
81119	Other automotive R&M.....	184	518	2 139	19	10	2	3	4	-	-	-	-	-	
811192	Car washes.....	131	376	1 635	11	5	2	1	3	-	-	-	-	-	
8112	Electronic & precision equipment R&M.....	136	1 070	4 767	25	15	6	4	-	-	-	-	-	-	
81121	Electronic & precision equipment R&M.....	136	1 070	4 767	25	15	6	4	-	-	-	-	-	-	
811212	Computer & office machine R&M.....	110	919	4 044	18	10	4	4	-	-	-	-	-	-	

Note: Employment-size classes are indicated as follows: A—0 to 19; B—20 to 99; C—100 to 249; E—250 to 499; F—500 to 999; G—1,000 to 2,499; H—2,500 to 4,999; I—5,000 to 9,999; J—10,000 to 24,999; K—25,000 to 49,999; L—50,000 to 99,999; M—100,000 or more.











**Table 6. Counties—Employees, Payroll, and Establishments by Industry: 1999—Con.**

[Excludes most government employees, railroad employees, and self-employed persons. Size class 1 to 4 includes establishments with payroll, but no employees, during mid-March pay period. (D) denotes figures withheld to avoid disclosing data for individual companies; the data are included in broader industry totals. Detailed industries with 100 or more employees are shown if industry was not a (D). For explanation of terms, abbreviations, and data reliability/comparability, see introductory text]

NAICS code	Industry	Number of employees for week including March 12	Payroll (\$1,000)		Total number of establishments	Number of establishments by employment-size class									
			First quarter	Annual		1 to 4	5 to 9	10 to 19	20 to 49	50 to 99	100 to 249	250 to 499	500 to 999	1,000 or more	
<b>ROANOKE (IC)—Con.</b>															
<b>44-45 Retail trade—Con.</b>															
454	Nonstore retailers .....	1 867	7 992	35 905	27	7	8	5	1	—	3	3	—	—	
4541	Electronic shopping & mail-order houses .....	1 745	7 417	33 270	9	1	—	1	1	—	3	3	—	—	
45411	Electronic shopping & mail-order houses .....	1 745	7 417	33 270	9	1	—	1	1	—	3	3	—	—	
454110	Electronic shopping & mail-order houses .....	1 745	7 417	33 270	9	1	—	1	1	—	3	3	—	—	
4543	Direct selling establishments .....	109	532	2 425	15	4	7	4	—	—	—	—	—	—	
<b>48-49 Transportation &amp; warehousing .....</b>															
484	Truck transportation .....	1 290	9 734	43 041	56	20	6	9	11	9	1	—	—	—	
4841	General freight trucking .....	860	6 499	29 002	35	13	2	7	5	8	—	—	—	—	
48412	General freight trucking, long-distance .....	805	6 211	27 614	28	8	2	6	4	8	—	—	—	—	
484121	General freight trucking, long-distance, TL .....	184	1 097	4 844	15	8	2	3	1	1	—	—	—	—	
484122	General freight trucking, long-distance, LTL .....	621	5 114	22 770	13	—	—	3	3	7	—	—	—	—	
4842	Specialized freight trucking .....	430	3 235	14 039	21	7	4	2	6	1	1	—	—	—	
48421	Used household & office goods moving .....	209	1 214	6 156	7	1	2	1	2	—	—	—	—	—	
484210	Used household & office goods moving .....	209	1 214	6 156	7	1	2	1	2	—	—	—	—	—	
48422	Specialized freight (exc used) trucking, local .....	111	833	3 749	9	6	1	—	1	1	—	—	—	—	
484220	Specialized freight (exc used) trucking, local .....	111	833	3 749	9	6	1	—	1	1	—	—	—	—	
48423	Specialized freight (exc used) trucking, LDist .....	110	1 188	4 134	5	—	1	—	3	—	—	—	—	—	
484230	Specialized freight (exc used) trucking, LDist .....	110	1 188	4 134	5	—	1	1	3	—	—	—	—	—	
485	Transit & ground passenger transportation .....	406	1 505	6 960	12	3	1	3	—	5	—	—	—	—	
4859	Oth transit & ground passenger transportation ..	150	553	2 512	4	1	—	1	—	2	—	—	—	—	
48599	Oth transit & ground passenger transportation ..	150	553	2 512	4	1	—	1	—	2	—	—	—	—	
488	Transportation support activities .....	265	1 431	5 373	8	3	2	1	—	—	2	—	—	—	
4881	Air transportation support activities .....	(C)	(D)	(D)	2	1	—	—	—	—	1	—	—	—	
48811	Airport operations .....	(C)	(D)	(D)	1	—	—	—	—	—	1	—	—	—	
4885	Freight transportation arrangement .....	(C)	(D)	(D)	5	2	1	1	—	—	1	—	—	—	
48851	Freight transportation arrangement .....	(C)	(D)	(D)	5	2	1	1	—	—	1	—	—	—	
492	Couriers & messengers .....	(C)	(D)	(D)	14	6	2	4	2	—	—	—	—	—	
<b>51 Information .....</b>															
511	Publishing industries .....	(E)	(D)	(D)	7	6	—	—	—	—	—	1	—	—	
5111	Newspaper, periodical, book, database publishers .....	(E)	(D)	(D)	6	5	—	—	—	—	—	1	—	—	
51111	Newspaper publishers .....	(E)	(D)	(D)	2	1	—	—	—	—	—	1	—	—	
512	Motion picture & sound recording industries .....	141	437	1 946	6	1	—	1	4	—	—	—	—	—	
5121	Motion picture & video industries .....	(C)	(D)	(D)	5	1	—	1	3	—	—	—	—	—	
513	Broadcasting & telecommunications .....	1 237	10 513	41 708	28	6	5	3	5	5	3	1	—	—	
5131	Radio & television broadcasting .....	(F)	(D)	(D)	9	—	—	1	4	2	2	—	—	—	
51311	Radio broadcasting .....	(C)	(D)	(D)	4	—	—	—	3	1	—	—	—	—	
51312	Television broadcasting .....	328	2 419	10 399	5	—	—	1	1	1	2	—	—	—	
513120	Television broadcasting .....	328	2 419	10 399	5	—	—	1	1	1	2	—	—	—	
5132	Cable networks & program distribution .....	(C)	(D)	(D)	2	1	—	—	—	—	1	—	—	—	
51322	Cable & other program distribution .....	(C)	(D)	(D)	2	1	—	—	—	—	1	—	—	—	
5133	Telecommunications .....	596	6 278	22 472	17	5	5	2	1	3	—	1	—	—	
51331	Wired telecommunications carriers .....	528	5 824	20 647	12	5	1	2	—	3	—	1	—	—	
513310	Wired telecommunications carriers .....	528	5 824	20 647	12	5	1	2	—	3	—	1	—	—	
<b>52 Finance &amp; insurance .....</b>															
522	Credit intermediation & related activities .....	1 577	13 586	44 632	127	57	41	16	6	5	1	1	—	—	
5221	Depository credit intermediation .....	1 246	11 227	34 608	81	31	29	11	5	3	1	1	—	—	
52211	Commercial banking .....	1 058	8 797	28 304	65	24	26	6	5	2	1	1	—	—	
522110	Commercial banking .....	1 058	8 797	28 304	65	24	26	6	5	2	1	1	—	—	
52213	Credit unions .....	126	645	2 892	8	3	2	2	—	1	—	—	—	—	
522130	Credit unions .....	126	645	2 892	8	3	2	2	—	1	—	—	—	—	
5222	Nondepository credit intermediation .....	298	2 184	9 142	36	18	11	4	1	2	—	—	—	—	
52229	Other nondepository credit intermediation .....	196	1 361	5 453	31	18	9	3	—	1	—	—	—	—	
522292	Real estate credit .....	147	1 092	4 043	17	8	5	3	—	1	—	—	—	—	
523	Security, commodity contracts & like activity .....	319	4 579	19 532	34	19	3	6	5	1	—	—	—	—	
5231	Scrtcy & comdty contracts intermed & brokerage ..	237	3 656	14 801	12	2	—	5	4	1	—	—	—	—	
52312	Securities brokerage .....	237	3 656	14 801	12	2	—	5	4	1	—	—	—	—	
523120	Securities brokerage .....	237	3 656	14 801	12	2	—	5	4	1	—	—	—	—	
524	Insurance carriers & related activities .....	1 871	21 197	82 207	139	96	19	6	11	5	1	—	1	—	
5241	Insurance carriers .....	1 277	16 702	62 105	37	18	7	2	6	2	1	—	1	—	
52411	Direct life, health, medical insurance carriers ..	1 163	15 603	58 348	17	7	2	—	4	2	1	—	1	—	
52412	Other direct insurance carriers .....	(C)	(D)	(D)	19	11	5	1	2	—	—	—	—	—	
5242	Agencies & other insurance related activities ...	594	4 495	20 102	102	78	12	4	5	3	—	—	—	—	
52421	Insurance agencies & brokerages .....	460	3 538	15 973	89	71	9	2	5	2	—	—	—	—	
524210	Insurance agencies & brokerages .....	460	3 538	15 973	89	71	9	2	5	2	—	—	—	—	
52429	Other insurance related activities .....	134	957	4 129	13	7	3	2	—	1	—	—	—	—	

Note: Employment-size classes are indicated as follows: A—0 to 19; B—20 to 99; C—100 to 249; E—250 to 499; F—500 to 999; G—1,000 to 2,499; H—2,500 to 4,999; I—5,000 to 9,999; J—10,000 to 24,999; K—25,000 to 49,999; L—50,000 to 99,999; M—100,000 or more.





**Table 6. Counties—Employees, Payroll, and Establishments by Industry: 1999—Con.**

[Excludes most government employees, railroad employees, and self-employed persons. Size class 1 to 4 includes establishments with payroll, but no employees, during mid-March pay period. (D) denotes figures withheld to avoid disclosing data for individual companies; the data are included in broader industry totals. Detailed industries with 100 or more employees are shown if industry was not a (D). For explanation of terms, abbreviations, and data reliability/comparability, see introductory text]

NAICS code	Industry	Number of employees for week including March 12	Payroll (\$1,000)		Total number of establishments	Number of establishments by employment-size class									
			First quarter	Annual		1 to 4	5 to 9	10 to 19	20 to 49	50 to 99	100 to 249	250 to 499	500 to 999	1,000 or more	
<b>ROANOKE (IC)—Con.</b>															
<b>81</b>	<b>Other services (except public administration)—Con.</b>														
812	Personal & laundry services .....	1 505	5 879	24 773	178	105	31	33	5	3	1	—	—	—	
8121	Personal care services .....	485	1 450	6 224	84	52	20	10	1	1	—	—	—	—	
81211	Hair, nail & skin care services .....	386	1 263	5 514	69	45	16	6	1	1	—	—	—	—	
812112	Beauty salons .....	306	999	4 395	59	40	13	5	—	1	—	—	—	—	
8122	Death care services .....	201	1 257	5 027	16	6	—	9	—	1	—	—	—	—	
81221	Funeral homes .....	150	964	3 549	9	2	—	6	—	1	—	—	—	—	
812210	Funeral homes .....	150	964	3 549	9	2	—	6	—	1	—	—	—	—	
8123	Drycleaning & laundry services .....	516	2 134	8 865	29	12	8	4	3	1	1	—	—	—	
81232	Drycleaning & laundry services (exc coin-op) .	144	453	2 043	13	4	5	1	3	—	—	—	—	—	
812320	Drycleaning & laundry services (exc coin-op) .	144	453	2 043	13	4	5	1	3	—	—	—	—	—	
81233	Linen & uniform supply .....	328	1 550	6 311	5	—	1	2	—	1	1	—	—	—	
8129	Other personal services .....	303	1 038	4 657	49	35	3	10	1	—	—	—	—	—	
81293	Parking lots & garages .....	(C)	(D)	(D)	35	25	1	9	—	—	—	—	—	—	
813	Religious, grantmaking, civic, prof & like organizations .....	1 471	4 942	20 554	197	111	52	25	6	—	3	—	—	—	
8131	Religious organizations .....	1 166	3 514	14 519	130	64	41	18	4	—	3	—	—	—	
81311	Religious organizations .....	1 166	3 514	14 519	130	64	41	18	4	—	3	—	—	—	
813110	Religious organizations .....	1 166	3 514	14 519	130	64	41	18	4	—	3	—	—	—	
8134	Civic & social organizations .....	127	556	2 603	19	11	5	1	2	—	—	—	—	—	
81341	Civic & social organizations .....	127	556	2 603	19	11	5	1	2	—	—	—	—	—	
813410	Civic & social organizations .....	127	556	2 603	19	11	5	1	2	—	—	—	—	—	
8139	Business, labor, political, like organizations .....	102	457	1 843	29	22	3	4	—	—	—	—	—	—	
<b>95</b>	<b>Auxiliaries (exc corporate, subsidiary &amp; regional mgt) .....</b>	<b>1 591</b>	<b>6 850</b>	<b>27 296</b>	<b>17</b>	<b>3</b>	<b>5</b>	<b>2</b>	<b>4</b>	<b>1</b>	—	<b>1</b>	<b>1</b>	—	
<b>99</b>	<b>Unclassified establishments .....</b>	<b>55</b>	<b>133</b>	<b>1 441</b>	<b>49</b>	<b>45</b>	<b>4</b>	—	—	—	—	—	—	—	
<b>SALEM (IC)</b>															
	<b>Total .....</b>	<b>23 102</b>	<b>153 351</b>	<b>645 172</b>	<b>954</b>	<b>454</b>	<b>210</b>	<b>132</b>	<b>80</b>	<b>40</b>	<b>22</b>	<b>8</b>	<b>4</b>	<b>4</b>	
<b>23</b>	<b>Construction .....</b>	<b>1 046</b>	<b>6 814</b>	<b>31 444</b>	<b>106</b>	<b>59</b>	<b>22</b>	<b>14</b>	<b>7</b>	<b>3</b>	—	<b>1</b>	—	—	
233	Building, developing & general contracting .....	108	592	2 613	24	17	4	2	1	—	—	—	—	—	
234	Heavy construction .....	108	802	4 003	5	1	1	—	2	1	—	—	—	—	
2349	Other heavy construction .....	(C)	(D)	(D)	3	—	—	—	2	1	—	—	—	—	
235	Special trade contractors .....	830	5 420	24 828	77	41	17	12	4	2	—	1	—	—	
2351	Plumbing, heating & AC contractor .....	143	1 034	3 902	16	5	7	3	—	1	—	—	—	—	
23511	Plumbing, heating & AC contractor .....	143	1 034	3 902	16	5	7	3	—	1	—	—	—	—	
235110	Plumbing, heating & AC contractor .....	143	1 034	3 902	16	5	7	3	—	1	—	—	—	—	
2353	Electrical contractors .....	(E)	(D)	(D)	6	3	1	1	—	—	—	1	—	—	
23531	Electrical contractors .....	(E)	(D)	(D)	6	3	1	1	—	—	—	1	—	—	
2359	Other special trade contractors .....	134	520	3 093	14	8	2	3	—	1	—	—	—	—	
<b>31-33</b>	<b>Manufacturing .....</b>	<b>6 311</b>	<b>52 553</b>	<b>220 190</b>	<b>74</b>	<b>18</b>	<b>17</b>	<b>11</b>	<b>6</b>	<b>8</b>	<b>8</b>	<b>3</b>	<b>1</b>	<b>2</b>	
311	Food mfg .....	(E)	(D)	(D)	3	1	—	1	—	—	—	1	—	—	
3116	Animal slaughtering & processing .....	(E)	(D)	(D)	1	—	—	—	—	—	—	1	—	—	
31161	Animal slaughtering & processing .....	(E)	(D)	(D)	1	—	—	—	—	—	—	1	—	—	
315	Apparel manufacturing .....	735	3 323	14 389	3	—	—	—	—	—	2	1	—	—	
3152	Cut & sew apparel mfg .....	735	3 323	14 389	3	—	—	—	—	—	2	1	—	—	
31521	Cut & sew apparel contractors .....	(E)	(D)	(D)	2	—	—	—	—	—	2	—	—	—	
31523	Women's, girls' cut & sew apparel mfg .....	(E)	(D)	(D)	1	—	—	—	—	—	—	1	—	—	
321	Wood product mfg .....	(C)	(D)	(D)	1	—	—	—	—	—	1	—	—	—	
3219	Other wood product mfg .....	(C)	(D)	(D)	1	—	—	—	—	—	1	—	—	—	
32191	Millwork .....	(C)	(D)	(D)	1	—	—	—	—	—	1	—	—	—	
323	Printing & related support activities .....	114	653	2 899	9	5	1	1	1	1	—	—	—	—	
3231	Printing & related support activities .....	114	653	2 899	9	5	1	1	1	1	—	—	—	—	
32311	Printing .....	(C)	(D)	(D)	8	4	1	1	1	1	—	—	—	—	
325	Chemical mfg .....	150	1 093	5 382	5	1	1	1	—	2	—	—	—	—	
326	Plastics & rubber products mfg .....	(G)	(D)	(D)	5	—	2	—	—	1	1	—	—	1	
3261	Plastics product mfg .....	(E)	(D)	(D)	3	—	1	—	—	1	1	—	—	—	
32619	Other plastics product mfg .....	(E)	(D)	(D)	3	—	1	—	—	1	1	—	—	—	
3262	Rubber product mfg .....	(G)	(D)	(D)	2	—	1	—	—	—	—	—	—	1	
32621	Tire mfg .....	(G)	(D)	(D)	2	—	1	—	—	—	—	—	—	1	
327	Nonmetallic mineral product mfg .....	(C)	(D)	(D)	3	—	1	—	—	1	1	—	—	—	
3271	Clay product & refractory mfg .....	(C)	(D)	(D)	2	—	1	—	—	—	1	—	—	—	
32712	Clay building material & refractories mfg .....	(C)	(D)	(D)	1	—	—	—	—	—	1	—	—	—	
332	Fabricated metal product mfg .....	234	2 179	8 141	19	6	5	3	5	—	—	—	—	—	
333	Machinery mfg .....	390	2 881	12 652	5	—	—	3	—	1	—	1	—	—	
3339	Other general purpose machinery mfg .....	(E)	(D)	(D)	3	—	—	2	—	—	—	1	—	—	
33399	All other general purpose machinery mfg .....	(E)	(D)	(D)	1	—	—	—	—	—	—	1	—	—	
334	Computer & electronic product mfg .....	(C)	(D)	(D)	1	—	—	—	—	—	1	—	—	—	
3342	Communications equipment mfg .....	(C)	(D)	(D)	1	—	—	—	—	—	1	—	—	—	
33422	Radio, TV broadcast & wireless comm equip mfg .....	(C)	(D)	(D)	1	—	—	—	—	—	1	—	—	—	

Note: Employment-size classes are indicated as follows: A—0 to 19; B—20 to 99; C—100 to 249; E—250 to 499; F—500 to 999; G—1,000 to 2,499; H—2,500 to 4,999; I—5,000 to 9,999; J—10,000 to 24,999; K—25,000 to 49,999; L—50,000 to 99,999; M—100,000 or more.



Table 6. Counties—Employees, Payroll, and Establishments by Industry: 1999—Con.

[Excludes most government employees, railroad employees, and self-employed persons. Size class 1 to 4 includes establishments with payroll, but no employees, during mid-March pay period. (D) denotes figures withheld to avoid disclosing data for individual companies; the data are included in broader industry totals. Detailed industries with 100 or more employees are shown if industry was not a (D). For explanation of terms, abbreviations, and data reliability/comparability, see introductory text]

NAICS code	Industry	Number of employees for week including March 12	Payroll (\$1,000)		Total number of establishments	Number of establishments by employment-size class									
			First quarter	Annual		1 to 4	5 to 9	10 to 19	20 to 49	50 to 99	100 to 249	250 to 499	500 to 999	1,000 or more	
<b>SALEM (IC)—Con.</b>															
<b>31-33 Manufacturing—Con.</b>															
335	Electrical equip, appliance & component mfg . . . .	(G)	(D)	(D)	2	-	1	-	-	-	-	-	-	-	1
3353	Electrical equipment mfg . . . . .	(G)	(D)	(D)	1	-	-	-	-	-	-	-	-	-	1
33531	Electrical equipment mfg . . . . .	(G)	(D)	(D)	1	-	-	-	-	-	-	-	-	-	1
336	Transportation equipment mfg . . . . .	(C)	(D)	(D)	2	-	-	-	-	-	1	1	-	-	-
3363	Motor vehicle parts mfg . . . . .	(C)	(D)	(D)	2	-	-	-	-	-	1	1	-	-	-
33631	Motor vehicle gas engine & engine parts mfg .	(C)	(D)	(D)	1	-	-	-	-	-	1	1	-	-	-
337	Furniture & related product mfg . . . . .	(F)	(D)	(D)	3	1	1	-	-	-	-	-	-	1	-
3371	HH & institutional furniture & kitchen cabinet mfg . . . . .	(F)	(D)	(D)	2	1	-	-	-	-	-	-	-	1	-
33712	Household & institutional furniture mfg . . . . .	(F)	(D)	(D)	1	-	-	-	-	-	-	-	-	1	-
339	Miscellaneous mfg . . . . .	162	579	2 765	10	4	3	2	-	-	1	-	-	-	-
3399	Other miscellaneous mfg . . . . .	131	439	2 160	4	1	1	1	-	-	1	-	-	-	-
33999	All other misc mfg . . . . .	(C)	(D)	(D)	1	-	-	-	-	-	1	-	-	-	-
<b>42</b>	<b>Wholesale trade . . . . .</b>	<b>1 939</b>	<b>16 100</b>	<b>69 120</b>	<b>89</b>	<b>38</b>	<b>23</b>	<b>14</b>	<b>6</b>	<b>4</b>	<b>2</b>	<b>2</b>	-	-	-
421	Wholesale trade, durable goods . . . . .	1 056	8 644	36 721	69	30	19	11	5	3	-	1	-	-	-
4214	Professional & commercial equip & supp whsle .	125	758	3 370	10	4	2	2	-	-	-	-	-	-	-
4218	Machinery, equipment & supplies whsle . . . . .	709	6 411	26 949	32	11	10	6	2	2	-	1	-	-	-
42181	Const & mining (exc petroleum) equip whsle .	451	4 446	18 329	8	2	1	3	-	1	-	1	-	-	-
421810	Const & mining (exc petroleum) equip whsle . . . . .	451	4 446	18 329	8	2	1	3	-	1	-	1	-	-	-
42183	Industrial machinery & equipment whsle . . . . .	181	1 292	5 729	15	5	8	-	1	1	-	-	-	-	-
421830	Industrial machinery & equipment whsle . . . . .	181	1 292	5 729	15	5	8	-	1	1	-	-	-	-	-
422	Wholesale trade, nondurable goods . . . . .	883	7 456	32 399	20	8	4	3	1	1	2	1	-	-	-
4224	Grocery & related product whsle . . . . .	724	6 022	26 297	8	1	2	2	-	-	2	1	-	-	-
42241	General line grocery whsle . . . . .	(C)	(D)	(D)	1	-	-	-	-	-	1	-	-	-	-
42245	Confectionery whsle . . . . .	(C)	(D)	(D)	1	-	-	-	-	-	1	-	-	-	-
42249	Other grocery & related products whsle . . . . .	(E)	(D)	(D)	3	-	1	1	-	-	-	1	-	-	-
<b>44-45</b>	<b>Retail trade . . . . .</b>	<b>3 307</b>	<b>15 216</b>	<b>65 755</b>	<b>166</b>	<b>68</b>	<b>47</b>	<b>29</b>	<b>8</b>	<b>8</b>	<b>4</b>	<b>1</b>	<b>1</b>	-	-
441	Motor vehicle & parts dealers . . . . .	432	3 106	14 144	26	10	5	5	3	3	-	-	-	-	-
4411	Automobile dealers . . . . .	299	2 469	11 605	13	7	1	1	1	3	-	-	-	-	-
44111	New car dealers . . . . .	290	2 425	11 391	7	1	1	1	1	3	-	-	-	-	-
441110	New car dealers . . . . .	290	2 425	11 391	7	1	1	1	1	3	-	-	-	-	-
444	Bldg material & garden equip & supp dealers . . . . .	182	1 080	4 823	18	6	5	5	2	-	-	-	-	-	-
4441	Building material & supplies dealers . . . . .	(C)	(D)	(D)	16	6	3	5	2	-	-	-	-	-	-
44419	Other building material dealers . . . . .	126	849	3 773	12	5	2	3	2	-	-	-	-	-	-
444190	Other building material dealers . . . . .	126	849	3 773	12	5	2	3	2	-	-	-	-	-	-
445	Food & beverage stores . . . . .	623	1 819	6 960	17	5	5	2	-	2	3	-	-	-	-
4451	Grocery stores . . . . .	(F)	(D)	(D)	15	4	4	2	-	2	3	-	-	-	-
44511	Grocery (except convenience) stores . . . . .	610	1 781	6 781	12	1	4	2	-	2	3	-	-	-	-
445110	Grocery (except convenience) stores . . . . .	610	1 781	6 781	12	1	4	2	-	2	3	-	-	-	-
447	Gasoline stations . . . . .	101	394	1 609	15	2	10	3	-	-	-	-	-	-	-
4471	Gasoline stations . . . . .	101	394	1 609	15	2	10	3	-	-	-	-	-	-	-
448	Clothing & clothing accessories stores . . . . .	106	313	1 362	16	8	6	1	1	-	-	-	-	-	-
452	General merchandise stores . . . . .	(E)	(D)	(D)	4	-	2	-	-	1	-	-	-	-	-
4529	Other general merchandise stores . . . . .	(E)	(D)	(D)	3	-	2	-	-	-	-	1	-	-	-
45291	Warehouse clubs & superstores . . . . .	(E)	(D)	(D)	1	-	-	-	-	-	-	1	-	-	-
453	Miscellaneous store retailers . . . . .	208	1 336	5 567	21	14	2	2	2	1	-	-	-	-	-
4539	Other miscellaneous store retailers . . . . .	(C)	(D)	(D)	7	5	-	-	1	1	-	-	-	-	-
45399	All other miscellaneous store retailers . . . . .	(C)	(D)	(D)	7	5	-	-	1	1	-	-	-	-	-
454	Nonstore retailers . . . . .	987	4 376	20 038	9	4	-	2	-	1	1	-	1	-	-
4541	Electronic shopping & mail-order houses . . . . .	951	4 194	19 261	4	1	-	-	-	1	1	-	1	-	-
45411	Electronic shopping & mail-order houses . . . . .	951	4 194	19 261	4	1	-	-	-	1	1	-	1	-	-
454110	Electronic shopping & mail-order houses . . . . .	951	4 194	19 261	4	1	-	-	-	1	1	-	1	-	-
<b>48-49</b>	<b>Transportation &amp; warehousing . . . . .</b>	<b>383</b>	<b>2 484</b>	<b>11 176</b>	<b>21</b>	<b>10</b>	<b>3</b>	<b>2</b>	<b>5</b>	-	<b>1</b>	-	-	-	-
484	Truck transportation . . . . .	330	2 288	10 244	13	4	2	2	4	-	1	-	-	-	-
4841	General freight trucking . . . . .	281	2 052	9 628	8	1	2	1	3	-	1	-	-	-	-
48412	General freight trucking, long-distance . . . . .	(E)	(D)	(D)	7	1	2	-	3	-	1	-	-	-	-
<b>51</b>	<b>Information . . . . .</b>	<b>142</b>	<b>701</b>	<b>2 977</b>	<b>10</b>	<b>5</b>	<b>1</b>	<b>1</b>	<b>3</b>	-	-	-	-	-	-
<b>52</b>	<b>Finance &amp; insurance . . . . .</b>	<b>353</b>	<b>2 364</b>	<b>9 354</b>	<b>58</b>	<b>34</b>	<b>15</b>	<b>7</b>	<b>2</b>	-	-	-	-	-	-
522	Credit intermediation & related activities . . . . .	(E)	(D)	(D)	32	12	12	6	2	-	-	-	-	-	-
5221	Depository credit intermediation . . . . .	259	1 474	5 930	26	8	11	5	2	-	-	-	-	-	-
52211	Commercial banking . . . . .	165	951	3 599	18	4	10	3	1	-	-	-	-	-	-
522110	Commercial banking . . . . .	165	951	3 599	18	4	10	3	1	-	-	-	-	-	-
<b>53</b>	<b>Real estate &amp; rental &amp; leasing . . . . .</b>	<b>227</b>	<b>1 081</b>	<b>4 687</b>	<b>28</b>	<b>14</b>	<b>7</b>	<b>4</b>	<b>2</b>	<b>1</b>	-	-	-	-	-
531	Real estate . . . . .	147	576	2 535	17	10	3	2	1	1	-	-	-	-	-
<b>54</b>	<b>Professional, scientific &amp; technical services . . . . .</b>	<b>343</b>	<b>1 868</b>	<b>8 488</b>	<b>70</b>	<b>53</b>	<b>9</b>	<b>6</b>	<b>1</b>	<b>1</b>	-	-	-	-	-
541	Professional, scientific & technical services . . . . .	343	1 868	8 488	70	53	9	6	1	1	-	-	-	-	-
<b>55</b>	<b>Management of companies &amp; enterprises . . . . .</b>	<b>(C)</b>	<b>(D)</b>	<b>(D)</b>	<b>4</b>	<b>2</b>	-	<b>1</b>	-	-	<b>1</b>	-	-	-	-
551	Management of companies & enterprises . . . . .	(C)	(D)	(D)	4	2	-	1	-	-	1	-	-	-	-
5511	Management of companies & enterprises . . . . .	(C)	(D)	(D)	4	2	-	1	-	-	1	-	-	-	-
55111	Management of companies & enterprises . . . . .	(C)	(D)	(D)	4	2	-	1	-	-	1	-	-	-	-

Note: Employment-size classes are indicated as follows: A—0 to 19; B—20 to 99; C—100 to 249; E—250 to 499; F—500 to 999; G—1,000 to 2,499; H—2,500 to 4,999; I—5,000 to 9,999; J—10,000 to 24,999; K—25,000 to 49,999; L—50,000 to 99,999; M—100,000 or more.

**Table 6. Counties—Employees, Payroll, and Establishments by Industry: 1999—Con.**

[Excludes most government employees, railroad employees, and self-employed persons. Size class 1 to 4 includes establishments with payroll, but no employees, during mid-March pay period. (D) denotes figures withheld to avoid disclosing data for individual companies; the data are included in broader industry totals. Detailed industries with 100 or more employees are shown if industry was not a (D). For explanation of terms, abbreviations, and data reliability/comparability, see introductory text]

NAICS code	Industry	Number of employees for week including March 12	Payroll (\$1,000)		Total number of establishments	Number of establishments by employment-size class									
			First quarter	Annual		1 to 4	5 to 9	10 to 19	20 to 49	50 to 99	100 to 249	250 to 499	500 to 999	1,000 or more	
<b>SALEM (IC)—Con.</b>															
<b>56</b>	<b>Admin, support, waste mgt, remediation services.....</b>	<b>512</b>	<b>2 146</b>	<b>8 825</b>	<b>28</b>	<b>16</b>	<b>6</b>	—	—	<b>5</b>	<b>1</b>	—	—	—	
561	Administrative & support services .....	(E)	(D)	(D)	27	16	6	—	—	4	1	—	—	—	
5613	Employment services .....	(C)	(D)	(D)	2	—	1	—	—	—	1	—	—	—	
56132	Temporary help services .....	(C)	(D)	(D)	2	—	1	—	—	—	1	—	—	—	
5616	Investigation & security services .....	(C)	(D)	(D)	4	1	1	—	—	2	—	—	—	—	
56161	Investigation, guard & armored car services ..	(C)	(D)	(D)	4	1	1	—	—	2	—	—	—	—	
5617	Services to buildings & dwellings .....	102	332	1 315	13	9	3	—	—	1	—	—	—	—	
<b>61</b>	<b>Educational services .....</b>	<b>(F)</b>	<b>(D)</b>	<b>(D)</b>	<b>8</b>	<b>3</b>	<b>1</b>	<b>2</b>	—	<b>1</b>	—	—	<b>1</b>	—	
611	Educational services .....	(F)	(D)	(D)	8	3	1	2	—	1	—	—	1	—	
6113	Colleges, universities & professional schools ...	(F)	(D)	(D)	1	—	—	—	—	—	—	—	1	—	
61131	Colleges, universities & professional schools .	(F)	(D)	(D)	1	—	—	—	—	—	—	—	1	—	
<b>62</b>	<b>Health care and social assistance .....</b>	<b>4 912</b>	<b>38 269</b>	<b>155 757</b>	<b>76</b>	<b>26</b>	<b>18</b>	<b>10</b>	<b>13</b>	<b>2</b>	<b>3</b>	<b>1</b>	<b>1</b>	<b>2</b>	
621	Ambulatory health care services .....	1 001	8 156	35 162	50	24	15	4	5	—	1	—	1	—	
6211	Offices of physicians .....	801	6 764	28 299	16	6	4	1	3	—	1	—	1	—	
62111	Offices of physicians .....	801	6 764	28 299	16	6	4	1	3	—	1	—	1	—	
621111	Offices of physicians (exc mental health) ...	790	6 699	28 004	13	4	3	1	3	—	1	—	1	—	
622	Hospitals .....	(H)	(D)	(D)	3	—	—	—	1	—	—	—	—	2	
6221	General medical & surgical hospitals .....	(H)	(D)	(D)	2	—	—	—	—	—	—	—	—	2	
62211	General medical & surgical hospitals .....	(H)	(D)	(D)	2	—	—	—	—	—	—	—	—	2	
623	Nursing & residential care facilities .....	559	2 175	9 956	7	—	—	—	3	2	2	—	—	—	
6231	Nursing care facilities .....	(E)	(D)	(D)	3	—	—	—	1	1	1	—	—	—	
62311	Nursing care facilities .....	(E)	(D)	(D)	3	—	—	—	1	1	1	—	—	—	
6233	Community care facilities for the elderly .....	(C)	(D)	(D)	3	—	—	—	2	1	—	—	—	—	
62331	Community care facilities for the elderly .....	(C)	(D)	(D)	3	—	—	—	2	1	—	—	—	—	
6239	Other residential care facilities .....	(C)	(D)	(D)	1	—	—	—	—	—	1	—	—	—	
62399	Other residential care facilities .....	(C)	(D)	(D)	1	—	—	—	—	—	1	—	—	—	
624	Social assistance .....	(F)	(D)	(D)	16	2	3	6	4	—	—	1	—	—	
6243	Vocational rehabilitation services .....	(E)	(D)	(D)	1	—	—	—	—	—	—	1	—	—	
62431	Vocational rehabilitation services .....	(E)	(D)	(D)	1	—	—	—	—	—	—	1	—	—	
6244	Child day care services .....	171	400	1 792	11	—	2	6	3	—	—	—	—	—	
62441	Child day care services .....	171	400	1 792	11	—	2	6	3	—	—	—	—	—	
624410	Child day care services .....	171	400	1 792	11	—	2	6	3	—	—	—	—	—	
<b>71</b>	<b>Arts, entertainment &amp; recreation .....</b>	<b>142</b>	<b>248</b>	<b>1 030</b>	<b>10</b>	<b>3</b>	<b>2</b>	<b>2</b>	<b>3</b>	—	—	—	—	—	
713	Amusement, gambling & recreation industries ....	118	196	798	5	—	1	1	3	—	—	—	—	—	
7139	Other amusement & recreation industries ....	118	196	798	5	—	1	1	3	—	—	—	—	—	
<b>72</b>	<b>Accommodation &amp; food services .....</b>	<b>1 535</b>	<b>3 219</b>	<b>15 111</b>	<b>78</b>	<b>26</b>	<b>10</b>	<b>15</b>	<b>19</b>	<b>7</b>	<b>1</b>	—	—	—	
721	Accommodation .....	168	406	2 138	10	2	1	4	3	—	—	—	—	—	
7211	Traveler accommodation .....	168	406	2 138	10	2	1	4	3	—	—	—	—	—	
72111	Hotels (exc casino hotels) & motels .....	(C)	(D)	(D)	9	2	—	4	3	—	—	—	—	—	
722	Food services & drinking places .....	1 367	2 813	12 973	68	24	9	11	16	7	1	—	—	—	
7221	Full-service restaurants .....	661	1 391	6 337	29	11	4	4	5	4	1	—	—	—	
72211	Full-service restaurants .....	661	1 391	6 337	29	11	4	4	5	4	1	—	—	—	
722110	Full-service restaurants .....	661	1 391	6 337	29	11	4	4	5	4	1	—	—	—	
7222	Limited-service eating places .....	685	1 391	6 497	31	6	5	6	11	3	—	—	—	—	
72221	Limited-service eating places .....	685	1 391	6 497	31	6	5	6	11	3	—	—	—	—	
<b>81</b>	<b>Other services (except public administration) .....</b>	<b>663</b>	<b>2 602</b>	<b>10 822</b>	<b>116</b>	<b>69</b>	<b>28</b>	<b>14</b>	<b>5</b>	—	—	—	—	—	
811	Repair & maintenance .....	206	1 000	4 347	49	34	12	3	—	—	—	—	—	—	
8111	Automotive repair & maintenance .....	164	809	3 543	41	29	9	3	—	—	—	—	—	—	
81111	Automotive mechanical & electrical R&M .....	111	488	2 213	28	19	8	1	—	—	—	—	—	—	
812	Personal & laundry services .....	153	524	2 321	28	17	4	6	1	—	—	—	—	—	
813	Religious, grantmaking, civic, prof & like organizations .....	304	1 078	4 154	39	18	12	5	4	—	—	—	—	—	
8131	Religious organizations .....	220	677	2 578	25	7	11	4	3	—	—	—	—	—	
81311	Religious organizations .....	220	677	2 578	25	7	11	4	3	—	—	—	—	—	
813110	Religious organizations .....	220	677	2 578	25	7	11	4	3	—	—	—	—	—	
<b>95</b>	<b>Auxiliaries (exc corporate, subsidiary &amp; regional mgt) .....</b>	<b>(C)</b>	<b>(D)</b>	<b>(D)</b>	<b>1</b>	—	—	—	—	—	<b>1</b>	—	—	—	
<b>99</b>	<b>Unclassified establishments .....</b>	<b>13</b>	<b>24</b>	<b>199</b>	<b>11</b>	<b>10</b>	<b>1</b>	—	—	—	—	—	—	—	

Note: Employment-size classes are indicated as follows: A—0 to 19; B—20 to 99; C—100 to 249; E—250 to 499; F—500 to 999; G—1,000 to 2,499; H—2,500 to 4,999; I—5,000 to 9,999; J—10,000 to 24,999; K—25,000 to 49,999; L—50,000 to 99,999; M—100,000 or more.

**Table 6. Counties—Employees, Payroll, and Establishments by Industry: 1999—Con.**

[Excludes most government employees, railroad employees, and self-employed persons. Size class 1 to 4 includes establishments with payroll, but no employees, during mid-March pay period. (D) denotes figures withheld to avoid disclosing data for individual companies; the data are included in broader industry totals. Detailed industries with 100 or more employees are shown if industry was not a (D). For explanation of terms, abbreviations, and data reliability/comparability, see introductory text]

NAICS code	Industry	Number of employees for week including March 12	Payroll (\$1,000)		Total number of establishments	Number of establishments by employment-size class								
			First quarter	Annual		1 to 4	5 to 9	10 to 19	20 to 49	50 to 99	100 to 249	250 to 499	500 to 999	1,000 or more
<b>STAUNTON (IC)</b>														
	<b>Total</b> .....	<b>11 729</b>	<b>56 019</b>	<b>241 055</b>	<b>888</b>	<b>473</b>	<b>193</b>	<b>107</b>	<b>76</b>	<b>25</b>	<b>9</b>	<b>3</b>	<b>2</b>	<b>-</b>
<b>11</b>	<b>Forestry, fishing, hunting, and agriculture support</b> .....	(A)	(D)	(D)	1	1	-	-	-	-	-	-	-	-
<b>22</b>	<b>Utilities</b> .....	(B)	(D)	(D)	2	-	-	-	2	-	-	-	-	-
<b>23</b>	<b>Construction</b> .....	<b>575</b>	<b>2 778</b>	<b>14 095</b>	<b>98</b>	<b>69</b>	<b>18</b>	<b>5</b>	<b>4</b>	<b>2</b>	-	-	-	-
233	Building, developing & general contracting .....	117	552	2 812	34	28	3	2	1	-	-	-	-	-
234	Heavy construction .....	226	1 421	7 421	7	2	-	1	2	2	-	-	-	-
2349	Other heavy construction .....	(C)	(D)	(D)	5	2	-	1	-	2	-	-	-	-
23499	All other heavy construction .....	(C)	(D)	(D)	3	1	-	-	-	2	-	-	-	-
235	Special trade contractors .....	232	805	3 862	57	39	15	2	1	-	-	-	-	-
<b>31-33</b>	<b>Manufacturing</b> .....	<b>468</b>	<b>2 848</b>	<b>12 658</b>	<b>22</b>	<b>6</b>	<b>6</b>	<b>2</b>	<b>6</b>	<b>1</b>	<b>1</b>	-	-	-
313	Textile mills .....	(C)	(D)	(D)	1	-	-	-	-	-	1	-	-	-
3131	Fiber, yarn & thread mills .....	(C)	(D)	(D)	1	-	-	-	-	-	1	-	-	-
31311	Fiber, yarn & thread mills .....	(C)	(D)	(D)	1	-	-	-	-	-	1	-	-	-
<b>42</b>	<b>Wholesale trade</b> .....	<b>317</b>	<b>1 542</b>	<b>7 650</b>	<b>28</b>	<b>11</b>	<b>6</b>	<b>6</b>	<b>4</b>	<b>1</b>	-	-	-	-
421	Wholesale trade, durable goods .....	123	676	3 039	16	8	2	5	1	-	-	-	-	-
422	Wholesale trade, nondurable goods .....	194	866	4 611	12	3	4	1	3	1	-	-	-	-
<b>44-45</b>	<b>Retail trade</b> .....	<b>2 429</b>	<b>9 522</b>	<b>39 258</b>	<b>182</b>	<b>83</b>	<b>59</b>	<b>21</b>	<b>9</b>	<b>7</b>	<b>2</b>	<b>1</b>	-	-
441	Motor vehicle & parts dealers .....	274	1 586	7 060	20	9	3	4	3	1	-	-	-	-
4411	Automobile dealers .....	197	1 225	5 601	10	5	1	-	3	1	-	-	-	-
44111	New car dealers .....	195	1 221	5 569	6	1	1	-	3	1	-	-	-	-
441110	New car dealers .....	195	1 221	5 569	6	1	1	-	3	1	-	-	-	-
444	Bldg material & garden equip & supp dealers .....	348	1 646	6 942	10	2	2	2	2	1	1	-	-	-
4441	Building material & supplies dealers .....	(C)	(D)	(D)	7	1	2	1	2	-	1	-	-	-
44411	Home centers .....	(C)	(D)	(D)	1	-	-	-	-	-	1	-	-	-
445	Food & beverage stores .....	412	1 166	4 842	17	9	4	-	-	3	1	-	-	-
4451	Grocery stores .....	393	1 054	4 383	10	4	2	-	-	3	1	-	-	-
44511	Grocery (except convenience) stores .....	389	1 041	4 318	6	-	2	-	-	3	1	-	-	-
445110	Grocery (except convenience) stores .....	389	1 041	4 318	6	-	2	-	-	3	1	-	-	-
446	Health & personal care stores .....	169	631	2 779	21	8	6	7	-	-	-	-	-	-
4461	Health & personal care stores .....	169	631	2 779	21	8	6	7	-	-	-	-	-	-
447	Gasoline stations .....	126	422	1 772	22	6	14	2	-	-	-	-	-	-
4471	Gasoline stations .....	126	422	1 772	22	6	14	2	-	-	-	-	-	-
44711	Gasoline stations with convenience stores .....	107	354	1 499	18	4	12	2	-	-	-	-	-	-
447110	Gasoline stations with convenience stores .....	107	354	1 499	18	4	12	2	-	-	-	-	-	-
448	Clothing & clothing accessories stores .....	157	378	1 691	23	8	13	-	2	-	-	-	-	-
451	Sporting goods, hobby, book & music stores .....	107	246	972	13	5	3	4	1	-	-	-	-	-
452	General merchandise stores .....	644	2 609	9 833	7	-	4	-	-	2	-	1	-	-
4521	Department stores .....	(C)	(D)	(D)	2	-	-	-	-	2	-	-	-	-
45211	Department stores .....	(C)	(D)	(D)	2	-	-	-	-	2	-	-	-	-
4529	Other general merchandise stores .....	(E)	(D)	(D)	5	-	4	-	-	-	-	1	-	-
45291	Warehouse clubs & superstores .....	(E)	(D)	(D)	1	-	-	-	-	-	-	1	-	-
<b>48-49</b>	<b>Transportation &amp; warehousing</b> .....	<b>241</b>	<b>1 287</b>	<b>5 610</b>	<b>20</b>	<b>12</b>	-	<b>3</b>	<b>4</b>	<b>1</b>	-	-	-	-
484	Truck transportation .....	139	921	4 040	16	10	-	3	3	-	-	-	-	-
4841	General freight trucking .....	102	717	3 262	10	5	-	3	2	-	-	-	-	-
48412	General freight trucking, long-distance .....	(C)	(D)	(D)	9	4	-	3	2	-	-	-	-	-
<b>51</b>	<b>Information</b> .....	<b>362</b>	<b>2 922</b>	<b>11 870</b>	<b>20</b>	<b>7</b>	-	<b>8</b>	<b>3</b>	<b>2</b>	-	-	-	-
511	Publishing industries .....	(C)	(D)	(D)	3	2	-	-	-	1	-	-	-	-
513	Broadcasting & telecommunications .....	205	1 799	6 993	9	1	-	4	3	1	-	-	-	-
5132	Cable networks & program distribution .....	(C)	(D)	(D)	3	-	-	-	2	1	-	-	-	-
<b>52</b>	<b>Finance &amp; insurance</b> .....	<b>482</b>	<b>3 923</b>	<b>16 004</b>	<b>54</b>	<b>29</b>	<b>15</b>	<b>6</b>	<b>3</b>	-	<b>1</b>	-	-	-
522	Credit intermediation & related activities .....	372	2 757	11 309	28	10	13	1	3	-	1	-	-	-
5221	Depository credit intermediation .....	(E)	(D)	(D)	18	3	11	1	2	-	1	-	-	-
52211	Commercial banking .....	252	1 617	6 918	16	3	10	1	1	-	1	-	-	-
522110	Commercial banking .....	252	1 617	6 918	16	3	10	1	1	-	1	-	-	-
<b>53</b>	<b>Real estate &amp; rental &amp; leasing</b> .....	<b>209</b>	<b>804</b>	<b>3 445</b>	<b>45</b>	<b>29</b>	<b>10</b>	<b>4</b>	<b>2</b>	-	-	-	-	-
531	Real estate .....	159	622	2 691	32	22	5	3	2	-	-	-	-	-
<b>54</b>	<b>Professional, scientific &amp; technical services</b> .....	<b>271</b>	<b>2 059</b>	<b>9 243</b>	<b>55</b>	<b>37</b>	<b>9</b>	<b>6</b>	<b>3</b>	-	-	-	-	-
541	Professional, scientific & technical services .....	271	2 059	9 243	55	37	9	6	3	-	-	-	-	-
<b>55</b>	<b>Management of companies &amp; enterprises</b> .....	<b>(E)</b>	<b>(D)</b>	<b>(D)</b>	<b>5</b>	<b>3</b>	-	-	<b>1</b>	-	<b>1</b>	-	-	-
551	Management of companies & enterprises .....	(E)	(D)	(D)	5	3	-	-	1	-	1	-	-	-
5511	Management of companies & enterprises .....	(E)	(D)	(D)	5	3	-	-	1	-	1	-	-	-
55111	Management of companies & enterprises .....	(E)	(D)	(D)	5	3	-	-	1	-	1	-	-	-

Note: Employment-size classes are indicated as follows: A—0 to 19; B—20 to 99; C—100 to 249; E—250 to 499; F—500 to 999; G—1,000 to 2,499; H—2,500 to 4,999; I—5,000 to 9,999; J—10,000 to 24,999; K—25,000 to 49,999; L—50,000 to 99,999; M—100,000 or more.

**Table 6. Counties—Employees, Payroll, and Establishments by Industry: 1999—Con.**

[Excludes most government employees, railroad employees, and self-employed persons. Size class 1 to 4 includes establishments with payroll, but no employees, during mid-March pay period. (D) denotes figures withheld to avoid disclosing data for individual companies; the data are included in broader industry totals. Detailed industries with 100 or more employees are shown if industry was not a (D). For explanation of terms, abbreviations, and data reliability/comparability, see introductory text]

NAICS code	Industry	Number of employees for week including March 12	Payroll (\$1,000)		Total number of establishments	Number of establishments by employment-size class								
			First quarter	Annual		1 to 4	5 to 9	10 to 19	20 to 49	50 to 99	100 to 249	250 to 499	500 to 999	1,000 or more
<b>STAUNTON (IC)—Con.</b>														
<b>56</b>	<b>Admin, support, waste mgmt, remediation services</b>	<b>765</b>	<b>1 806</b>	<b>7 011</b>	<b>39</b>	<b>25</b>	<b>6</b>	<b>2</b>	<b>1</b>	<b>3</b>	<b>1</b>	<b>1</b>	—	—
561	Administrative & support services	(F)	(D)	(D)	38	24	6	2	1	3	1	1	—	—
5613	Employment services	399	855	2 450	3	—	—	—	1	1	—	1	—	—
56132	Temporary help services	399	855	2 450	3	—	—	—	1	1	—	1	—	—
561320	Temporary help services	399	855	2 450	3	—	—	—	1	1	—	1	—	—
5617	Services to buildings & dwellings	199	591	3 011	22	16	2	2	—	2	—	—	—	—
5619	Other support services	(C)	(D)	(D)	2	1	—	—	—	—	—	1	—	—
56199	All other support services	(C)	(D)	(D)	2	1	—	—	—	—	—	1	—	—
<b>61</b>	<b>Educational services</b>	<b>(E)</b>	<b>(D)</b>	<b>(D)</b>	<b>13</b>	<b>7</b>	<b>2</b>	<b>2</b>	—	<b>1</b>	—	<b>1</b>	—	—
611	Educational services	(E)	(D)	(D)	13	7	2	2	—	1	—	1	—	—
6113	Colleges, universities & professional schools	(E)	(D)	(D)	1	—	—	—	—	—	—	1	—	—
61131	Colleges, universities & professional schools	(E)	(D)	(D)	1	—	—	—	—	—	—	1	—	—
<b>62</b>	<b>Health care and social assistance</b>	<b>1 670</b>	<b>11 416</b>	<b>49 649</b>	<b>80</b>	<b>41</b>	<b>18</b>	<b>15</b>	<b>3</b>	—	<b>2</b>	—	<b>1</b>	—
621	Ambulatory health care services	343	3 100	14 646	53	27	15	9	2	—	—	—	—	—
6211	Offices of physicians	171	2 104	9 969	19	6	6	6	1	—	—	—	—	—
62111	Offices of physicians	171	2 104	9 969	19	6	6	6	1	—	—	—	—	—
622	Hospitals	(F)	(D)	(D)	2	—	—	—	—	—	1	—	1	—
6221	General medical & surgical hospitals	(C)	(D)	(D)	1	—	—	—	—	—	1	—	—	—
62211	General medical & surgical hospitals	(C)	(D)	(D)	1	—	—	—	—	—	1	—	—	—
6222	Psychiatric & substance abuse hospitals	(F)	(D)	(D)	1	—	—	—	—	—	—	—	1	—
62221	Psychiatric & substance abuse hospitals	(F)	(D)	(D)	1	—	—	—	—	—	—	—	1	—
623	Nursing & residential care facilities	212	617	2 900	6	4	—	1	—	—	1	—	—	—
6231	Nursing care facilities	(C)	(D)	(D)	3	2	—	—	—	—	1	—	—	—
62311	Nursing care facilities	(C)	(D)	(D)	3	2	—	—	—	—	1	—	—	—
624	Social assistance	(C)	(D)	(D)	19	10	3	5	1	—	—	—	—	—
<b>71</b>	<b>Arts, entertainment &amp; recreation</b>	<b>135</b>	<b>550</b>	<b>2 354</b>	<b>13</b>	<b>7</b>	<b>1</b>	<b>3</b>	<b>2</b>	—	—	—	—	—
<b>72</b>	<b>Accommodation &amp; food services</b>	<b>1 285</b>	<b>2 812</b>	<b>12 591</b>	<b>79</b>	<b>25</b>	<b>15</b>	<b>12</b>	<b>23</b>	<b>4</b>	—	—	—	—
721	Accommodation	240	600	2 768	19	9	3	3	3	1	—	—	—	—
7211	Traveler accommodation	(C)	(D)	(D)	18	8	3	3	3	1	—	—	—	—
72111	Hotels (exc casino hotels) & motels	232	589	2 703	15	6	2	3	3	1	—	—	—	—
721110	Hotels (exc casino hotels) & motels	232	589	2 703	15	6	2	3	3	1	—	—	—	—
722	Food services & drinking places	1 045	2 212	9 823	60	16	12	9	20	3	—	—	—	—
7221	Full-service restaurants	536	1 143	4 940	27	7	3	5	10	2	—	—	—	—
72211	Full-service restaurants	536	1 143	4 940	27	7	3	5	10	2	—	—	—	—
722110	Full-service restaurants	536	1 143	4 940	27	7	3	5	10	2	—	—	—	—
7222	Limited-service eating places	489	990	4 513	28	6	7	4	10	1	—	—	—	—
72221	Limited-service eating places	489	990	4 513	28	6	7	4	10	1	—	—	—	—
<b>81</b>	<b>Other services (except public administration)</b>	<b>1 502</b>	<b>5 270</b>	<b>22 035</b>	<b>113</b>	<b>69</b>	<b>27</b>	<b>9</b>	<b>5</b>	<b>1</b>	<b>1</b>	—	<b>1</b>	—
812	Personal & laundry services	297	1 053	5 223	27	14	6	2	4	—	1	—	—	—
8123	Drycleaning & laundry services	156	629	3 090	7	2	3	—	1	—	1	—	—	—
81233	Linen & uniform supply	(C)	(D)	(D)	1	—	—	—	—	—	1	—	—	—
813	Religious, grantmaking, civic, prof & like organizations	1 109	3 772	14 936	59	37	14	5	1	1	—	—	1	—
8131	Religious organizations	977	3 377	12 946	43	26	11	4	1	—	—	—	1	—
81311	Religious organizations	977	3 377	12 946	43	26	11	4	1	—	—	—	1	—
813110	Religious organizations	977	3 377	12 946	43	26	11	4	1	—	—	—	1	—
<b>95</b>	<b>Auxiliaries (exc corporate, subsidiary &amp; regional mgt)</b>	<b>131</b>	<b>1 191</b>	<b>4 853</b>	<b>5</b>	—	<b>1</b>	<b>2</b>	<b>1</b>	<b>1</b>	—	—	—	—
<b>99</b>	<b>Unclassified establishments</b>	<b>97</b>	<b>240</b>	<b>1 123</b>	<b>14</b>	<b>12</b>	—	<b>1</b>	—	<b>1</b>	—	—	—	—
<b>SUFFOLK (IC)</b>														
	<b>Total</b>	<b>16 229</b>	<b>89 930</b>	<b>381 757</b>	<b>1 136</b>	<b>603</b>	<b>224</b>	<b>141</b>	<b>115</b>	<b>31</b>	<b>13</b>	<b>7</b>	<b>1</b>	<b>1</b>
<b>11</b>	<b>Forestry, fishing, hunting, and agriculture support</b>	<b>32</b>	<b>146</b>	<b>633</b>	<b>4</b>	<b>2</b>	<b>1</b>	—	<b>1</b>	—	—	—	—	—
<b>22</b>	<b>Utilities</b>	<b>(C)</b>	<b>(D)</b>	<b>(D)</b>	<b>2</b>	—	—	<b>1</b>	—	—	<b>1</b>	—	—	—
221	Utilities	(C)	(D)	(D)	2	—	—	1	—	—	1	—	—	—
2211	Elec pwr generation, transmn & distribution	(C)	(D)	(D)	1	—	—	—	—	—	1	—	—	—
22112	Electric pwr transmn, control & distribution	(C)	(D)	(D)	1	—	—	—	—	—	1	—	—	—

Note: Employment-size classes are indicated as follows: A—0 to 19; B—20 to 99; C—100 to 249; E—250 to 499; F—500 to 999; G—1,000 to 2,499; H—2,500 to 4,999; I—5,000 to 9,999; J—10,000 to 24,999; K—25,000 to 49,999; L—50,000 to 99,999; M—100,000 or more.

**Table 6. Counties—Employees, Payroll, and Establishments by Industry: 1999—Con.**

[Excludes most government employees, railroad employees, and self-employed persons. Size class 1 to 4 includes establishments with payroll, but no employees, during mid-March pay period. (D) denotes figures withheld to avoid disclosing data for individual companies; the data are included in broader industry totals. Detailed industries with 100 or more employees are shown if industry was not a (D). For explanation of terms, abbreviations, and data reliability/comparability, see introductory text]

NAICS code	Industry	Number of employees for week including March 12	Payroll (\$1,000)		Total number of establishments	Number of establishments by employment-size class									
			First quarter	Annual		1 to 4	5 to 9	10 to 19	20 to 49	50 to 99	100 to 249	250 to 499	500 to 999	1,000 or more	
<b>SUFFOLK (IC)—Con.</b>															
<b>23</b>	<b>Construction</b>	<b>1 020</b>	<b>5 588</b>	<b>24 179</b>	<b>139</b>	<b>92</b>	<b>20</b>	<b>14</b>	<b>11</b>	<b>2</b>	—	—	—	—	
233	Building, developing & general contracting	213	1 577	5 888	44	33	5	4	2	—	—	—	—	—	
2332	Residential building construction	(C)	(D)	(D)	33	26	4	2	1	—	—	—	—	—	
23321	Single-family housing construction	123	889	2 967	30	23	4	2	1	—	—	—	—	—	
233210	Single-family housing construction	123	889	2 967	30	23	4	2	1	—	—	—	—	—	
234	Heavy construction	237	1 320	5 956	14	6	2	2	3	1	—	—	—	—	
2349	Other heavy construction	(C)	(D)	(D)	9	3	2	2	1	1	—	—	—	—	
235	Special trade contractors	570	2 691	12 335	81	53	13	8	6	1	—	—	—	—	
2351	Plumbing, heating & AC contractor	165	866	3 792	26	16	5	3	2	—	—	—	—	—	
23511	Plumbing, heating & AC contractor	165	866	3 792	26	16	5	3	2	—	—	—	—	—	
235110	Plumbing, heating & AC contractor	165	866	3 792	26	16	5	3	2	—	—	—	—	—	
2354	Masonry, drywall, insulation, tile contractors	111	337	1 510	14	7	4	2	1	—	—	—	—	—	
2356	Roofing, siding, & sheet metal contractors	136	774	3 527	9	6	—	1	1	1	—	—	—	—	
23561	Roofing, siding, & sheet metal contractors	136	774	3 527	9	6	—	1	1	1	—	—	—	—	
235610	Roofing, siding, & sheet metal contractors	136	774	3 527	9	6	—	1	1	1	—	—	—	—	
<b>31-33</b>	<b>Manufacturing</b>	<b>2 613</b>	<b>21 676</b>	<b>91 984</b>	<b>54</b>	<b>7</b>	<b>9</b>	<b>14</b>	<b>13</b>	<b>5</b>	<b>3</b>	<b>3</b>	—	—	
311	Food mfg	990	7 942	34 189	10	1	1	3	2	—	1	2	—	—	
3119	Other food mfg	(F)	(D)	(D)	5	—	—	—	2	—	1	2	—	—	
31191	Snack food mfg	(E)	(D)	(D)	3	—	—	—	2	—	—	1	—	—	
31192	Coffee & tea mfg	(F)	(D)	(D)	2	—	—	—	—	—	1	1	—	—	
321	Wood product mfg	199	1 049	4 680	7	—	1	2	3	1	—	—	—	—	
3211	Sawmills & wood preservation	157	796	3 688	4	—	1	—	2	1	—	—	—	—	
32111	Sawmills & wood preservation	157	796	3 688	4	—	1	—	2	1	—	—	—	—	
321113	Sawmills	157	796	3 688	4	—	1	—	2	1	—	—	—	—	
322	Paper mfg	(C)	(D)	(D)	2	—	—	—	1	1	—	—	—	—	
3222	Converted paper product mfg	(C)	(D)	(D)	2	—	—	—	1	1	—	—	—	—	
32221	Paperboard container mfg	(C)	(D)	(D)	2	—	—	—	1	1	—	—	—	—	
325	Chemical mfg	(E)	(D)	(D)	2	—	—	1	—	—	—	1	—	—	
3259	Other chemical product & preparation mfg	(E)	(D)	(D)	1	—	—	—	—	—	—	1	—	—	
32599	All other chemical product & preparation mfg	(E)	(D)	(D)	1	—	—	—	—	—	—	1	—	—	
332	Fabricated metal product mfg	265	2 023	8 991	11	2	2	4	2	—	1	—	—	—	
3327	Mach shops, turn prod, screw, nut, bolt mfg	(C)	(D)	(D)	3	1	—	1	—	—	1	—	—	—	
33272	Turned product & screw, nut & bolt mfg	(C)	(D)	(D)	1	—	—	—	—	—	1	—	—	—	
333	Machinery mfg	(C)	(D)	(D)	3	1	—	—	1	—	1	—	—	—	
3331	Ag, construction & mining machinery mfg	(C)	(D)	(D)	3	1	—	—	1	—	1	—	—	—	
33311	Agricultural implement mfg	(C)	(D)	(D)	3	1	—	—	1	—	1	—	—	—	
337	Furniture & related product mfg	102	365	1 607	6	2	2	1	—	1	—	—	—	—	
<b>42</b>	<b>Wholesale trade</b>	<b>751</b>	<b>5 351</b>	<b>24 488</b>	<b>62</b>	<b>38</b>	<b>6</b>	<b>7</b>	<b>7</b>	<b>3</b>	<b>1</b>	—	—	—	
421	Wholesale trade, durable goods	225	1 399	5 637	31	19	5	3	4	—	—	—	—	—	
422	Wholesale trade, nondurable goods	526	3 952	18 851	31	19	1	4	3	3	1	—	—	—	
4224	Grocery & related product whse	303	2 130	11 155	8	4	—	—	1	2	1	—	—	—	
42245	Confectionery whse	(C)	(D)	(D)	2	1	—	—	—	—	1	—	—	—	
<b>44-45</b>	<b>Retail trade</b>	<b>2 751</b>	<b>11 465</b>	<b>46 914</b>	<b>205</b>	<b>93</b>	<b>45</b>	<b>37</b>	<b>20</b>	<b>7</b>	<b>2</b>	<b>1</b>	—	—	
441	Motor vehicle & parts dealers	337	2 277	11 124	28	13	4	4	5	2	—	—	—	—	
4411	Automobile dealers	217	1 753	8 729	11	4	1	1	3	2	—	—	—	—	
44111	New car dealers	152	1 386	6 870	4	1	—	—	1	2	—	—	—	—	
441110	New car dealers	152	1 386	6 870	4	1	—	—	1	2	—	—	—	—	
4413	Automotive parts, accessories & tire stores	114	508	2 279	13	5	3	3	2	—	—	—	—	—	
444	Bldg material & garden equip & supp dealers	234	960	4 634	18	9	3	3	2	1	—	—	—	—	
4441	Building material & supplies dealers	152	699	3 185	11	6	3	—	1	1	—	—	—	—	
445	Food & beverage stores	615	1 595	6 479	25	11	2	1	7	3	1	—	—	—	
4451	Grocery stores	594	1 534	6 192	18	5	1	1	7	3	1	—	—	—	
44511	Grocery (except convenience) stores	572	1 495	6 070	15	4	—	—	7	3	1	—	—	—	
445110	Grocery (except convenience) stores	572	1 495	6 070	15	4	—	—	7	3	1	—	—	—	
446	Health & personal care stores	120	626	2 588	15	6	4	5	—	—	—	—	—	—	
4461	Health & personal care stores	120	626	2 588	15	6	4	5	—	—	—	—	—	—	
44611	Pharmacies & drug stores	107	569	2 350	11	3	3	5	—	—	—	—	—	—	
446110	Pharmacies & drug stores	107	569	2 350	11	3	3	5	—	—	—	—	—	—	
447	Gasoline stations	320	907	3 873	39	10	13	14	2	—	—	—	—	—	
4471	Gasoline stations	320	907	3 873	39	10	13	14	2	—	—	—	—	—	
44711	Gasoline stations with convenience stores	256	712	3 051	30	5	12	12	1	—	—	—	—	—	
447110	Gasoline stations with convenience stores	256	712	3 051	30	5	12	12	1	—	—	—	—	—	
452	General merchandise stores	576	2 249	8 065	9	2	3	1	1	1	—	1	—	—	
4521	Department stores	(F)	(D)	(D)	2	—	—	—	—	1	—	1	—	—	
45211	Department stores	(F)	(D)	(D)	2	—	—	—	—	1	—	1	—	—	
454	Nonstore retailers	273	1 460	5 898	10	4	—	4	1	—	1	—	—	—	
4542	Vending machine operators	(C)	(D)	(D)	2	1	—	—	—	—	1	—	—	—	
45421	Vending machine operators	(C)	(D)	(D)	2	1	—	—	—	—	1	—	—	—	
<b>48-49</b>	<b>Transportation &amp; warehousing</b>	<b>353</b>	<b>1 969</b>	<b>9 277</b>	<b>51</b>	<b>28</b>	<b>9</b>	<b>8</b>	<b>6</b>	—	—	—	—	—	
484	Truck transportation	173	1 149	5 571	31	20	5	3	3	—	—	—	—	—	

Note: Employment-size classes are indicated as follows: A—0 to 19; B—20 to 99; C—100 to 249; E—250 to 499; F—500 to 999; G—1,000 to 2,499; H—2,500 to 4,999; I—5,000 to 9,999; J—10,000 to 24,999; K—25,000 to 49,999; L—50,000 to 99,999; M—100,000 or more.

**Table 6. Counties—Employees, Payroll, and Establishments by Industry: 1999—Con.**

[Excludes most government employees, railroad employees, and self-employed persons. Size class 1 to 4 includes establishments with payroll, but no employees, during mid-March pay period. (D) denotes figures withheld to avoid disclosing data for individual companies; the data are included in broader industry totals. Detailed industries with 100 or more employees are shown if industry was not a (D). For explanation of terms, abbreviations, and data reliability/comparability, see introductory text]

NAICS code	Industry	Number of employees for week including March 12	Payroll (\$1,000)		Total number of establishments	Number of establishments by employment-size class									
			First quarter	Annual		1 to 4	5 to 9	10 to 19	20 to 49	50 to 99	100 to 249	250 to 499	500 to 999	1,000 or more	
<b>SUFFOLK (IC)—Con.</b>															
<b>51</b>	<b>Information</b>	<b>439</b>	<b>5 531</b>	<b>21 746</b>	<b>13</b>	<b>6</b>	<b>2</b>	<b>2</b>	<b>1</b>	<b>1</b>	—	<b>1</b>	—	—	
5111	Publishing industries	(E)	(D)	(D)	4	2	—	—	1	—	—	1	—	—	
51111	Newspaper, periodical, book, database publishers	(E)	(D)	(D)	4	2	—	—	1	—	—	1	—	—	
51111	Newspaper publishers	(E)	(D)	(D)	3	1	—	—	1	—	—	1	—	—	
<b>52</b>	<b>Finance &amp; insurance</b>	<b>339</b>	<b>2 450</b>	<b>9 746</b>	<b>63</b>	<b>35</b>	<b>18</b>	<b>8</b>	<b>2</b>	—	—	—	—	—	
522	Credit intermediation & related activities	217	1 333	5 012	38	18	13	7	—	—	—	—	—	—	
5221	Depository credit intermediation	173	1 044	3 887	27	13	7	7	—	—	—	—	—	—	
52211	Commercial banking	144	923	3 318	19	7	5	7	—	—	—	—	—	—	
522110	Commercial banking	144	923	3 318	19	7	5	7	—	—	—	—	—	—	
524	Insurance carriers & related activities	108	873	3 523	22	16	3	1	2	—	—	—	—	—	
<b>53</b>	<b>Real estate &amp; rental &amp; leasing</b>	<b>224</b>	<b>1 053</b>	<b>5 003</b>	<b>49</b>	<b>32</b>	<b>12</b>	<b>4</b>	<b>1</b>	—	—	—	—	—	
531	Real estate	140	521	2 867	37	27	8	1	1	—	—	—	—	—	
<b>54</b>	<b>Professional, scientific &amp; technical services</b>	<b>482</b>	<b>3 453</b>	<b>16 827</b>	<b>81</b>	<b>57</b>	<b>12</b>	<b>7</b>	<b>4</b>	<b>1</b>	—	—	—	—	
541	Professional, scientific & technical services	482	3 453	16 827	81	57	12	7	4	1	—	—	—	—	
5415	Computer systems design & related services	130	1 251	6 576	13	11	—	—	1	1	—	—	—	—	
54151	Computer systems design & related services	130	1 251	6 576	13	11	—	—	1	1	—	—	—	—	
<b>55</b>	<b>Management of companies &amp; enterprises</b>	<b>81</b>	<b>825</b>	<b>4 250</b>	<b>6</b>	<b>2</b>	<b>1</b>	<b>1</b>	<b>2</b>	—	—	—	—	—	
<b>56</b>	<b>Admin. support, waste mgmt, remediation services</b>	<b>857</b>	<b>1 934</b>	<b>9 178</b>	<b>45</b>	<b>28</b>	<b>6</b>	<b>5</b>	<b>3</b>	—	<b>2</b>	<b>1</b>	—	—	
561	Administrative & support services	(F)	(D)	(D)	43	28	6	4	2	—	2	1	—	—	
5613	Employment services	632	1 165	5 100	3	—	—	—	—	—	2	1	—	—	
56132	Temporary help services	632	1 165	5 100	3	—	—	—	—	—	2	1	—	—	
561320	Temporary help services	632	1 165	5 100	3	—	—	—	—	—	2	1	—	—	
5617	Services to buildings & dwellings	127	369	1 908	29	20	5	3	1	—	—	—	—	—	
<b>61</b>	<b>Educational services</b>	<b>(C)</b>	<b>(D)</b>	<b>(D)</b>	<b>5</b>	<b>4</b>	—	—	—	—	<b>1</b>	—	—	—	
611	Educational services	(C)	(D)	(D)	5	4	—	—	—	—	1	—	—	—	
6111	Elementary & secondary schools	(C)	(D)	(D)	1	—	—	—	—	—	1	—	—	—	
61111	Elementary & secondary schools	(C)	(D)	(D)	1	—	—	—	—	—	1	—	—	—	
<b>62</b>	<b>Health care and social assistance</b>	<b>2 670</b>	<b>14 688</b>	<b>56 746</b>	<b>107</b>	<b>52</b>	<b>24</b>	<b>12</b>	<b>12</b>	<b>2</b>	<b>3</b>	<b>1</b>	—	<b>1</b>	
621	Ambulatory health care services	776	5 246	24 313	75	33	20	10	10	2	—	—	—	—	
6211	Offices of physicians	267	2 458	12 114	32	19	7	3	2	1	—	—	—	—	
62111	Offices of physicians	267	2 458	12 114	32	19	7	3	2	1	—	—	—	—	
621111	Offices of physicians (exc mental health)	257	2 420	11 905	29	17	6	3	2	1	—	—	—	—	
6212	Offices of dentists	105	722	3 766	18	7	9	2	—	—	—	—	—	—	
62121	Offices of dentists	105	722	3 766	18	7	9	2	—	—	—	—	—	—	
621210	Offices of dentists	105	722	3 766	18	7	9	2	—	—	—	—	—	—	
6216	Home health care services	207	683	2 511	9	2	—	2	4	1	—	—	—	—	
62161	Home health care services	207	683	2 511	9	2	—	2	4	1	—	—	—	—	
621610	Home health care services	207	683	2 511	9	2	—	2	4	1	—	—	—	—	
622	Hospitals	(G)	(D)	(D)	1	—	—	—	—	—	—	—	—	1	
6221	General medical & surgical hospitals	(G)	(D)	(D)	1	—	—	—	—	—	—	—	—	1	
62211	General medical & surgical hospitals	(G)	(D)	(D)	1	—	—	—	—	—	—	—	—	1	
623	Nursing & residential care facilities	(E)	(D)	(D)	6	3	—	—	—	—	3	—	—	—	
6231	Nursing care facilities	395	1 682	7 194	4	1	—	—	—	—	3	—	—	—	
62311	Nursing care facilities	395	1 682	7 194	4	1	—	—	—	—	3	—	—	—	
623110	Nursing care facilities	395	1 682	7 194	4	1	—	—	—	—	3	—	—	—	
624	Social assistance	(E)	(D)	(D)	25	16	4	2	2	—	—	1	—	—	
6243	Vocational rehabilitation services	(E)	(D)	(D)	1	—	—	—	—	—	—	1	—	—	
62431	Vocational rehabilitation services	(E)	(D)	(D)	1	—	—	—	—	—	—	1	—	—	
6244	Child day care services	105	282	1 111	15	10	1	2	2	—	—	—	—	—	
62441	Child day care services	105	282	1 111	15	10	1	2	2	—	—	—	—	—	
624410	Child day care services	105	282	1 111	15	10	1	2	2	—	—	—	—	—	
<b>71</b>	<b>Arts, entertainment &amp; recreation</b>	<b>175</b>	<b>557</b>	<b>2 666</b>	<b>10</b>	<b>4</b>	—	<b>2</b>	<b>3</b>	<b>1</b>	—	—	—	—	
713	Amusement, gambling & recreation industries	(C)	(D)	(D)	8	2	—	2	3	1	—	—	—	—	
7139	Other amusement & recreation industries	(C)	(D)	(D)	8	2	—	2	3	1	—	—	—	—	
71391	Golf courses & country clubs	158	529	2 519	5	—	—	1	3	1	—	—	—	—	
713910	Golf courses & country clubs	158	529	2 519	5	—	—	1	3	1	—	—	—	—	
<b>72</b>	<b>Accommodation &amp; food services</b>	<b>1 276</b>	<b>2 482</b>	<b>11 086</b>	<b>72</b>	<b>21</b>	<b>12</b>	<b>11</b>	<b>23</b>	<b>5</b>	—	—	—	—	
721	Accommodation	153	395	1 849	10	4	2	2	1	1	—	—	—	—	
7211	Traveler accommodation	(C)	(D)	(D)	9	3	2	2	1	1	—	—	—	—	
72111	Hotels (exc casino hotels) & motels	(C)	(D)	(D)	9	3	2	2	1	1	—	—	—	—	
722	Food services & drinking places	1 123	2 087	9 237	62	17	10	9	22	4	—	—	—	—	
7221	Full-service restaurants	318	583	2 532	19	6	2	2	8	1	—	—	—	—	
72211	Full-service restaurants	318	583	2 532	19	6	2	2	8	1	—	—	—	—	
722110	Full-service restaurants	318	583	2 532	19	6	2	2	8	1	—	—	—	—	
7222	Limited-service eating places	758	1 363	6 094	36	7	7	5	14	3	—	—	—	—	
72221	Limited-service eating places	758	1 363	6 094	36	7	7	5	14	3	—	—	—	—	
722211	Limited-service restaurants	718	1 274	5 699	32	5	7	4	13	3	—	—	—	—	

Note: Employment-size classes are indicated as follows: A—0 to 19; B—20 to 99; C—100 to 249; E—250 to 499; F—500 to 2,499; H—2,500 to 4,999; I—5,000 to 9,999; J—10,000 to 24,999; K—25,000 to 49,999; L—50,000 to 99,999; M—100,000 or more.

**Table 6. Counties—Employees, Payroll, and Establishments by Industry: 1999—Con.**

[Excludes most government employees, railroad employees, and self-employed persons. Size class 1 to 4 includes establishments with payroll, but no employees, during mid-March pay period. (D) denotes figures withheld to avoid disclosing data for individual companies; the data are included in broader industry totals. Detailed industries with 100 or more employees are shown if industry was not a (D). For explanation of terms, abbreviations, and data reliability/comparability, see introductory text]

NAICS code	Industry	Number of employees for week including March 12	Payroll (\$1,000)		Total number of establishments	Number of establishments by employment-size class									
			First quarter	Annual		1 to 4	5 to 9	10 to 19	20 to 49	50 to 99	100 to 249	250 to 499	500 to 999	1,000 or more	
<b>SUFFOLK (IC)—Con.</b>															
<b>81</b>	<b>Other services (except public administration)</b>	<b>942</b>	<b>2 873</b>	<b>12 246</b>	<b>151</b>	<b>89</b>	<b>46</b>	<b>8</b>	<b>5</b>	<b>3</b>	—	—	—	—	
811	Repair & maintenance	249	1 234	5 095	49	31	13	3	2	—	—	—	—	—	
8111	Automotive repair & maintenance	141	718	3 158	34	22	10	2	—	—	—	—	—	—	
812	Personal & laundry services	259	594	2 703	34	17	10	4	2	1	—	—	—	—	
8122	Death care services	(C)	(D)	(D)	8	2	2	3	—	1	—	—	—	—	
813	Religious, grantmaking, civic, prof & like organizations	434	1 045	4 448	68	41	23	1	1	2	—	—	—	—	
8131	Religious organizations	324	768	3 188	56	32	21	1	1	1	—	—	—	—	
81311	Religious organizations	324	768	3 188	56	32	21	1	1	1	—	—	—	—	
813110	Religious organizations	324	768	3 188	56	32	21	1	1	1	—	—	—	—	
<b>95</b>	<b>Auxiliaries (exc corporate, subsidiary &amp; regional mgt)</b>	<b>(F)</b>	<b>(D)</b>	<b>(D)</b>	<b>3</b>	—	<b>1</b>	—	—	<b>1</b>	—	—	<b>1</b>	—	
<b>99</b>	<b>Unclassified establishments</b>	<b>31</b>	<b>164</b>	<b>314</b>	<b>14</b>	<b>13</b>	—	—	<b>1</b>	—	—	—	—	—	
<b>VIRGINIA BEACH (IC)</b>															
	<b>Total</b>	<b>139 147</b>	<b>731 075</b>	<b>3 223 978</b>	<b>10 185</b>	<b>5 283</b>	<b>2 078</b>	<b>1 409</b>	<b>912</b>	<b>290</b>	<b>153</b>	<b>44</b>	<b>15</b>	<b>1</b>	
<b>11</b>	<b>Forestry, fishing, hunting, and agriculture support</b>	<b>(B)</b>	<b>(D)</b>	<b>(D)</b>	<b>8</b>	<b>5</b>	<b>2</b>	<b>1</b>	—	—	—	—	—	—	
<b>21</b>	<b>Mining</b>	<b>(B)</b>	<b>(D)</b>	<b>(D)</b>	<b>2</b>	—	<b>1</b>	<b>1</b>	—	—	—	—	—	—	
<b>22</b>	<b>Utilities</b>	<b>(C)</b>	<b>(D)</b>	<b>(D)</b>	<b>2</b>	<b>1</b>	—	—	—	—	<b>1</b>	—	—	—	
221	Utilities	(C)	(D)	(D)	2	1	—	—	—	—	1	—	—	—	
2211	Elec pwr generation, transmsn & distribution	(C)	(D)	(D)	1	—	—	—	—	—	1	—	—	—	
22112	Electric pwr transmsn, control & distribution	(C)	(D)	(D)	1	—	—	—	—	—	1	—	—	—	
<b>23</b>	<b>Construction</b>	<b>12 361</b>	<b>75 398</b>	<b>351 536</b>	<b>1 298</b>	<b>749</b>	<b>251</b>	<b>153</b>	<b>112</b>	<b>22</b>	<b>8</b>	<b>3</b>	—	—	
233	Building, developing & general contracting	2 831	18 977	95 342	429	281	68	48	26	5	1	—	—	—	
2331	Land subdivision & land development	214	2 459	11 853	21	13	4	1	2	—	1	—	—	—	
23311	Land subdivision & land development	214	2 459	11 853	21	13	4	1	2	—	1	—	—	—	
233110	Land subdivision & land development	214	2 459	11 853	21	13	4	1	2	—	1	—	—	—	
2332	Residential building construction	1 667	9 350	46 808	327	233	49	32	10	3	—	—	—	—	
23321	Single-family housing construction	1 535	8 659	42 410	306	222	43	30	8	3	—	—	—	—	
233210	Single-family housing construction	1 535	8 659	42 410	306	222	43	30	8	3	—	—	—	—	
23322	Multifamily housing construction	132	691	4 398	21	11	6	2	2	—	—	—	—	—	
233220	Multifamily housing construction	132	691	4 398	21	11	6	2	2	—	—	—	—	—	
2333	Nonresidential building construction	950	7 168	36 681	81	35	15	15	14	2	—	—	—	—	
23332	Commercial & institutional bldg construction	880	6 702	34 304	72	30	15	12	13	2	—	—	—	—	
233320	Commercial & institutional bldg construction	880	6 702	34 304	72	30	15	12	13	2	—	—	—	—	
234	Heavy construction	1 915	14 073	64 451	61	18	15	4	16	4	3	1	—	—	
2341	Highway, street, bridge & tunnel construction	1 034	8 674	33 854	20	6	4	1	5	1	2	1	—	—	
23411	Highway & street construction	437	3 281	14 300	16	6	3	1	4	—	2	—	—	—	
234110	Highway & street construction	437	3 281	14 300	16	6	3	1	4	—	2	—	—	—	
23412	Bridge & tunnel construction	597	5 393	19 554	4	—	1	—	1	1	—	1	—	—	
234120	Bridge & tunnel construction	597	5 393	19 554	4	—	1	—	1	1	—	1	—	—	
2349	Other heavy construction	881	5 399	30 597	41	12	11	3	11	3	1	—	—	—	
23491	Water, sewer & pipeline construction	315	1 836	13 445	13	3	3	—	6	1	—	—	—	—	
234910	Water, sewer & pipeline construction	315	1 836	13 445	13	3	3	—	6	1	—	—	—	—	
23492	Pwr, communication transmsn line construction	(C)	(D)	(D)	4	1	1	—	1	—	1	—	—	—	
23499	All other heavy construction	(E)	(D)	(D)	24	8	7	3	4	2	—	—	—	—	
235	Special trade contractors	7 615	42 348	191 743	808	450	168	101	70	13	4	2	—	—	
2351	Plumbing, heating & AC contractor	1 860	11 514	52 203	176	96	34	23	20	2	—	1	—	—	
23511	Plumbing, heating & AC contractor	1 860	11 514	52 203	176	96	34	23	20	2	—	1	—	—	
235110	Plumbing, heating & AC contractor	1 860	11 514	52 203	176	96	34	23	20	2	—	1	—	—	
2352	Painting & wall covering contractors	409	1 436	6 935	96	64	22	9	1	—	—	—	—	—	
23521	Painting & wall covering contractors	409	1 436	6 935	96	64	22	9	1	—	—	—	—	—	
235210	Painting & wall covering contractors	409	1 436	6 935	96	64	22	9	1	—	—	—	—	—	
2353	Electrical contractors	896	5 431	25 366	108	53	24	21	7	3	—	—	—	—	
23531	Electrical contractors	896	5 431	25 366	108	53	24	21	7	3	—	—	—	—	
235310	Electrical contractors	896	5 431	25 366	108	53	24	21	7	3	—	—	—	—	
2354	Masonry, drywall, insulation, tile contractors	1 049	5 098	24 030	101	48	23	15	12	3	—	—	—	—	
23541	Masonry & stone contractors	407	1 702	8 027	45	18	12	11	4	—	—	—	—	—	
235410	Masonry & stone contractors	407	1 702	8 027	45	18	12	11	4	—	—	—	—	—	
23542	Drywall, acoustical & insulation contractors	558	2 937	14 229	44	25	6	3	7	3	—	—	—	—	
235420	Drywall, acoustical & insulation contractors	558	2 937	14 229	44	25	6	3	7	3	—	—	—	—	
2355	Carpentry & floor contractors	915	4 894	22 123	144	90	31	11	10	2	—	—	—	—	
23551	Carpentry contractors	777	4 033	17 999	107	61	26	10	8	2	—	—	—	—	
235510	Carpentry contractors	777	4 033	17 999	107	61	26	10	8	2	—	—	—	—	
23552	Floor laying & other floor contractors	138	861	4 124	37	29	5	1	2	—	—	—	—	—	
235520	Floor laying & other floor contractors	138	861	4 124	37	29	5	1	2	—	—	—	—	—	
2356	Roofing, siding, & sheet metal contractors	697	3 392	16 730	47	24	9	3	8	1	2	—	—	—	
23561	Roofing, siding, & sheet metal contractors	697	3 392	16 730	47	24	9	3	8	1	2	—	—	—	
235610	Roofing, siding, & sheet metal contractors	697	3 392	16 730	47	24	9	3	8	1	2	—	—	—	
2357	Concrete contractors	1 153	7 271	29 131	38	17	6	5	6	1	2	1	—	—	
23571	Concrete contractors	1 153	7 271	29 131	38	17	6	5	6	1	2	1	—	—	
235710	Concrete contractors	1 153	7 271	29 131	38	17	6	5	6	1	2	1	—	—	
2359	Other special trade contractors	350	3 279	15 083	95	55	19	14	6	1	—	—	—	—	
23599	All other special trade contractors	350	1 513	7 443	62	34	14	11	3	—	—	—	—	—	
235990	All other special trade contractors	350	1 513	7 443	62	34	14	11	3	—	—	—	—	—	

Note: Employment-size classes are indicated as follows: A—0 to 19; B—20 to 99; C—100 to 249; E—250 to 499; F—500 to 999; G—1,000 to 2,499; H—2,500 to 4,999; I—5,000 to 9,999; J—10,000 to 24,999; K—25,000 to 49,999; L—50,000 to 99,999; M—100,000 or more.

**Table 6. Counties—Employees, Payroll, and Establishments by Industry: 1999—Con.**

[Excludes most government employees, railroad employees, and self-employed persons. Size class 1 to 4 includes establishments with payroll, but no employees, during mid-March pay period. (D) denotes figures withheld to avoid disclosing data for individual companies; the data are included in broader industry totals. Detailed industries with 100 or more employees are shown if industry was not a (D). For explanation of terms, abbreviations, and data reliability/comparability, see introductory text]

NAICS code	Industry	Number of employees for week including March 12	Payroll (\$1,000)		Total number of establishments	Number of establishments by employment-size class									
			First quarter	Annual		1 to 4	5 to 9	10 to 19	20 to 49	50 to 99	100 to 249	250 to 499	500 to 999	1,000 or more	
<b>VIRGINIA BEACH (IC)—Con.</b>															
<b>31-33</b>	<b>Manufacturing</b>	<b>6 312</b>	<b>38 383</b>	<b>169 894</b>	<b>230</b>	<b>99</b>	<b>54</b>	<b>32</b>	<b>25</b>	<b>8</b>	<b>6</b>	<b>4</b>	<b>2</b>	<b>-</b>	
311	Food mfg	179	732	3 175	16	7	3	4	1	1	-	-	-	-	
3118	Bakeries & tortilla mfg	144	604	2 550	11	5	1	3	1	1	-	-	-	-	
31181	Bread & bakery product mfg	144	604	2 550	11	5	1	3	1	1	-	-	-	-	
314	Textile product mills	110	461	2 090	11	5	3	-	3	-	-	-	-	-	
322	Paper mfg	(C)	(D)	(D)	1	-	-	-	-	-	1	-	-	-	
3222	Converted paper product mfg	(C)	(D)	(D)	1	-	-	-	-	-	1	-	-	-	
32229	Other converted paper product mfg	(C)	(D)	(D)	1	-	-	-	-	-	1	-	-	-	
323	Printing & related support activities	998	5 666	23 387	52	24	14	8	2	3	-	1	-	-	
3231	Printing & related support activities	998	5 666	23 387	52	24	14	8	2	3	-	1	-	-	
32311	Printing	991	5 635	23 218	48	20	14	8	2	3	-	1	-	-	
323110	Commercial lithographic printing	752	4 537	17 981	26	11	7	4	1	2	-	1	-	-	
326	Plastics & rubber products mfg	323	1 919	8 123	9	1	3	1	2	1	1	-	-	-	
3261	Plastics product mfg	(E)	(D)	(D)	7	-	3	1	1	1	1	-	-	-	
32619	Other plastics product mfg	275	1 637	6 975	5	-	1	1	1	1	1	-	-	-	
327	Nonmetallic mineral product mfg	609	3 753	17 541	6	1	1	2	-	-	-	-	-	-	
3272	Glass & glass product mfg	(E)	(D)	(D)	1	-	-	-	-	-	-	1	-	-	
32721	Glass & glass product mfg	(E)	(D)	(D)	1	-	-	-	-	-	-	1	-	-	
3279	Other nonmetallic mineral product mfg	(E)	(D)	(D)	1	-	-	-	-	-	-	1	-	-	
32791	Abrasive product mfg	(E)	(D)	(D)	1	-	-	-	-	-	-	1	-	-	
332	Fabricated metal product mfg	174	1 073	4 884	18	10	2	2	4	-	-	-	-	-	
3323	Architectural & structural metals mfg	124	727	3 356	8	3	1	1	3	-	-	-	-	-	
333	Machinery mfg	1 117	8 541	38 843	11	2	1	2	3	1	1	-	1	-	
3331	Ag, construction & mining machinery mfg	(F)	(D)	(D)	2	-	-	-	1	-	-	-	1	-	
33311	Agricultural implement mfg	(F)	(D)	(D)	1	-	-	-	-	-	-	-	1	-	
3339	Other general purpose machinery mfg	(C)	(D)	(D)	4	1	1	-	-	1	1	-	-	-	
33399	All other general purpose machinery mfg	(C)	(D)	(D)	2	-	1	-	-	-	1	-	-	-	
334	Computer & electronic product mfg	775	3 724	16 684	13	2	5	4	1	-	-	-	1	-	
3345	Nav, measuring, medical, control instruments mfg	734	3 427	15 254	6	-	1	3	1	-	-	-	1	-	
33451	Nav, measuring, medical, control instruments mfg	734	3 427	15 254	6	-	1	3	1	-	-	-	1	-	
335	Electrical equip, appliance & component mfg	259	1 495	6 196	4	1	-	2	-	-	1	-	-	-	
3359	Other electrical equipment & component mfg	(C)	(D)	(D)	2	-	-	1	-	-	1	-	-	-	
33592	Communication & energy wire & cable mfg	(C)	(D)	(D)	2	-	-	1	-	-	1	-	-	-	
337	Furniture & related product mfg	161	844	3 777	21	12	4	2	3	-	-	-	-	-	
3371	HH & institutional furniture & kitchen cabinet mfg	(C)	(D)	(D)	19	12	4	1	2	-	-	-	-	-	
339	Miscellaneous mfg	1 098	5 887	26 457	38	20	9	3	2	1	2	1	-	-	
3399	Other miscellaneous mfg	1 024	5 495	24 529	21	11	3	1	2	1	2	1	-	-	
33992	Sporting & athletic goods mfg	(C)	(D)	(D)	3	1	1	-	-	1	-	-	-	-	
33995	Sign mfg	231	1 777	7 566	11	7	2	-	1	-	1	-	-	-	
339950	Sign mfg	231	1 777	7 566	11	7	2	-	1	-	1	-	-	-	
33999	All other misc mfg	(F)	(D)	(D)	5	2	-	-	1	-	1	1	-	-	
<b>42</b>	<b>Wholesale trade</b>	<b>5 610</b>	<b>39 032</b>	<b>173 648</b>	<b>443</b>	<b>248</b>	<b>78</b>	<b>59</b>	<b>40</b>	<b>11</b>	<b>4</b>	<b>2</b>	<b>1</b>	<b>-</b>	
421	Wholesale trade, durable goods	2 919	22 640	101 157	289	164	51	36	29	7	1	1	-	-	
4211	Motor vehicle, motor vehicle pt & supply whsle	234	1 423	6 452	26	16	3	4	1	2	-	-	-	-	
42111	Automobile & other motor vehicle whsle	125	969	4 384	11	7	-	2	1	1	-	-	-	-	
421110	Automobile & other motor vehicle whsle	125	969	4 384	11	7	-	2	1	1	-	-	-	-	
4212	Furniture & home furnishing whsle	102	613	2 845	22	18	2	1	1	-	-	-	-	-	
4213	Lumber & other construction materials whsle	166	1 591	7 423	17	9	4	1	3	-	-	-	-	-	
42131	Lumber, plywood, millwork & wood panel whsle	108	1 138	5 067	7	3	1	1	2	-	-	-	-	-	
421310	Lumber, plywood, millwork & wood panel whsle	108	1 138	5 067	7	3	1	1	2	-	-	-	-	-	
4214	Professional & commercial equip & supp whsle	751	6 667	31 110	62	28	12	12	7	2	1	-	-	-	
42142	Office equipment whsle	319	2 691	11 248	18	4	4	3	6	1	-	-	-	-	
421420	Office equipment whsle	319	2 691	11 248	18	4	4	3	6	1	-	-	-	-	
42143	Computer & peripheral equip & software whsle	257	2 458	12 697	23	14	3	4	1	-	1	-	-	-	
421430	Computer & peripheral equip & software whsle	257	2 458	12 697	23	14	3	4	1	-	1	-	-	-	
4215	Metal & mineral (except petroleum) whsle	170	1 477	6 049	11	4	2	1	3	1	-	-	-	-	
42151	Metal service centers & offices whsle	170	1 477	6 049	11	4	2	1	3	1	-	-	-	-	
421510	Metal service centers & offices whsle	170	1 477	6 049	11	4	2	1	3	1	-	-	-	-	
4216	Electrical goods whsle	350	2 891	13 335	40	23	4	8	5	-	-	-	-	-	
42162	Electric appliance, TV, radio set whsle	114	841	4 168	11	5	3	1	2	-	-	-	-	-	
421620	Electric appliance, TV, radio set whsle	114	841	4 168	11	5	3	1	2	-	-	-	-	-	
42169	Other electronic parts & equipment whsle	168	1 262	5 744	13	5	1	4	3	-	-	-	-	-	
421690	Other electronic parts & equipment whsle	168	1 262	5 744	13	5	1	4	3	-	-	-	-	-	
4217	Hardware, plumb & heating equip & sup whsle	183	1 577	6 515	23	9	9	3	2	-	-	-	-	-	
4218	Machinery, equipment & supplies whsle	453	4 003	17 011	49	31	7	5	4	2	-	-	-	-	
42183	Industrial machinery & equipment whsle	218	1 780	7 554	15	9	3	1	-	2	-	-	-	-	
421830	Industrial machinery & equipment whsle	218	1 780	7 554	15	9	3	1	-	2	-	-	-	-	
42184	Industrial supplies whsle	113	1 316	5 266	14	8	3	1	2	-	-	-	-	-	
421840	Industrial supplies whsle	113	1 316	5 266	14	8	3	1	2	-	-	-	-	-	
4219	Miscellaneous durable goods whsle	519	2 398	10 417	39	26	8	1	3	-	-	1	-	-	
42199	Other miscellaneous durable goods whsle	340	1 424	5 950	12	9	1	-	1	-	-	1	-	-	
421990	Other miscellaneous durable goods whsle	340	1 424	5 950	12	9	1	-	1	-	-	1	-	-	

Note: Employment-size classes are indicated as follows: A—0 to 19; B—20 to 99; C—100 to 249; E—250 to 499; F—500 to 999; G—1,000 to 2,499; H—2,500 to 4,999; I—5,000 to 9,999; J—10,000 to 24,999; K—25,000 to 49,999; L—50,000 to 99,999; M—100,000 or more.



**Table 6. Counties—Employees, Payroll, and Establishments by Industry: 1999—Con.**

[Excludes most government employees, railroad employees, and self-employed persons. Size class 1 to 4 includes establishments with payroll, but no employees, during mid-March pay period. (D) denotes figures withheld to avoid disclosing data for individual companies; the data are included in broader industry totals. Detailed industries with 100 or more employees are shown if industry was not a (D). For explanation of terms, abbreviations, and data reliability/comparability, see introductory text]

NAICS code	Industry	Number of employees for week including March 12	Payroll (\$1,000)		Total number of establishments	Number of establishments by employment-size class									
			First quarter	Annual		1 to 4	5 to 9	10 to 19	20 to 49	50 to 99	100 to 249	250 to 499	500 to 999	1,000 or more	
<b>VIRGINIA BEACH (IC)—Con.</b>															
<b>42 Wholesale trade—Con.</b>															
422	Wholesale trade, nondurable goods .....	2 691	16 392	72 491	154	84	27	23	11	4	3	1	1	—	
4222	Drugs & druggists' sundries whsle .....	121	961	3 988	5	1	1	1	1	1	—	—	—	—	
42221	Drugs & druggists' sundries whsle .....	121	961	3 988	5	1	1	1	1	1	—	—	—	—	
422210	Drugs & druggists' sundries whsle .....	121	961	3 988	5	1	1	1	1	1	—	—	—	—	
4223	Apparel, piece goods & notions whsle .....	159	626	2 854	26	16	5	3	2	—	—	—	—	—	
4224	Grocery & related product whsle .....	1 677	9 459	41 803	46	22	4	8	8	1	1	1	1	—	
42241	General line grocery whsle .....	(E)	(D)	(D)	4	1	—	1	—	—	1	1	—	—	
42249	Other grocery & related products whsle .....	1 015	3 262	13 627	19	8	3	3	4	—	—	—	1	—	
422490	Other grocery & related products whsle .....	1 015	3 262	13 627	19	8	3	3	4	—	—	—	1	—	
4228	Beer, wine, distilled alcoholic beverage whsle ..	(C)	(D)	(D)	4	3	—	—	—	—	1	—	—	—	
42281	Beer & ale whsle .....	(C)	(D)	(D)	1	—	—	—	—	—	1	—	—	—	
4229	Miscellaneous nondurable goods whsle .....	287	1 588	7 593	26	15	6	3	—	1	1	—	—	—	
42294	Tobacco & tobacco product whsle .....	(C)	(D)	(D)	1	—	—	—	—	—	1	—	—	—	
<b>44-45</b>	<b>Retail trade .....</b>	<b>25 234</b>	<b>96 794</b>	<b>431 918</b>	<b>1 643</b>	<b>641</b>	<b>485</b>	<b>293</b>	<b>124</b>	<b>54</b>	<b>34</b>	<b>10</b>	<b>2</b>	<b>—</b>	
441	Motor vehicle & parts dealers .....	2 759	20 229	92 740	144	48	39	32	10	7	7	1	—	—	
4411	Automobile dealers .....	1 962	16 165	74 985	60	17	16	11	3	5	7	1	—	—	
44111	New car dealers .....	1 726	14 409	67 591	28	6	3	4	3	4	7	1	—	—	
441110	New car dealers .....	1 726	14 409	67 591	28	6	3	4	3	4	7	1	—	—	
44112	Used car dealers .....	236	1 756	7 394	32	11	13	7	—	1	—	—	—	—	
441120	Used car dealers .....	236	1 756	7 394	32	11	13	7	—	1	—	—	—	—	
4412	Other motor vehicle dealers .....	163	1 105	5 460	17	8	4	2	2	1	—	—	—	—	
44122	Motorcycle & boat & other MV dealers .....	(C)	(D)	(D)	16	7	4	2	2	1	—	—	—	—	
4413	Automotive parts, accessories & tire stores .....	634	2 959	12 295	67	23	19	19	5	1	—	—	—	—	
44131	Automotive parts, accessories & tire stores ..	513	2 190	9 021	52	19	14	13	5	1	—	—	—	—	
441310	Automotive parts, accessories & tire stores ..	513	2 190	9 021	52	19	14	13	5	1	—	—	—	—	
44132	Tire dealers .....	121	769	3 274	15	4	5	6	—	—	—	—	—	—	
441320	Tire dealers .....	121	769	3 274	15	4	5	6	—	—	—	—	—	—	
442	Furniture & home furnishing stores .....	1 215	6 615	28 175	99	44	34	10	7	3	—	1	—	—	
4421	Furniture stores .....	874	4 963	21 030	49	22	15	4	4	3	—	1	—	—	
44211	Furniture stores .....	874	4 963	21 030	49	22	15	4	4	3	—	1	—	—	
442110	Furniture stores .....	874	4 963	21 030	49	22	15	4	4	3	—	1	—	—	
4422	Home furnishings stores .....	341	1 652	7 145	50	22	19	6	3	—	—	—	—	—	
44221	Floor covering stores .....	111	803	3 630	19	9	6	4	—	—	—	—	—	—	
442210	Floor covering stores .....	111	803	3 630	19	9	6	4	—	—	—	—	—	—	
44229	Other home furnishings stores .....	230	849	3 515	31	13	13	2	3	—	—	—	—	—	
442299	All other home furnishings stores .....	214	785	3 297	26	9	12	2	3	—	—	—	—	—	
443	Electronics & appliance stores .....	886	5 297	21 929	85	44	29	5	3	3	1	—	—	—	
4431	Electronics & appliance stores .....	886	5 297	21 929	85	44	29	5	3	3	1	—	—	—	
44311	Appliance, TV & all other electronics stores ..	369	2 065	7 674	42	21	18	—	1	2	—	—	—	—	
443112	Radio, television & other electronics stores ..	335	1 930	7 049	32	14	15	—	1	2	—	—	—	—	
44312	Computer & software stores .....	479	3 109	13 673	37	21	8	4	2	1	1	—	—	—	
443120	Computer & software stores .....	479	3 109	13 673	37	21	8	4	2	1	1	—	—	—	
444	Bldg material & garden equip & supp dealers .....	1 321	6 050	26 905	85	35	21	16	9	1	3	—	—	—	
4441	Building material & supplies dealers .....	1 143	5 419	23 664	68	27	19	12	6	1	3	—	—	—	
44411	Home centers .....	588	1 886	8 328	6	—	2	—	—	1	3	—	—	—	
444110	Home centers .....	588	1 886	8 328	6	—	2	—	—	1	3	—	—	—	
44413	Hardware stores .....	156	532	2 329	15	3	4	8	—	—	—	—	—	—	
444130	Hardware stores .....	156	532	2 329	15	3	4	8	—	—	—	—	—	—	
44419	Other building material dealers .....	354	2 759	12 009	38	19	10	3	6	—	—	—	—	—	
444190	Other building material dealers .....	354	2 759	12 009	38	19	10	3	6	—	—	—	—	—	
4442	Lawn & garden equip & supplies stores .....	178	631	3 241	17	8	2	4	3	—	—	—	—	—	
44422	Nursery & garden centers .....	148	475	2 541	12	5	2	2	3	—	—	—	—	—	
444220	Nursery & garden centers .....	148	475	2 541	12	5	2	2	3	—	—	—	—	—	
445	Food & beverage stores .....	5 767	13 768	55 763	200	59	48	39	20	17	13	4	—	—	
4451	Grocery stores .....	5 405	12 644	50 444	145	33	32	29	17	17	13	4	—	—	
44511	Grocery (except convenience) stores .....	4 870	10 897	43 405	75	15	6	3	17	17	13	4	—	—	
445110	Grocery (except convenience) stores .....	4 870	10 897	43 405	75	15	6	3	17	17	13	4	—	—	
44512	Convenience stores .....	535	1 747	7 039	70	18	26	26	—	—	—	—	—	—	
445120	Convenience stores .....	535	1 747	7 039	70	18	26	26	—	—	—	—	—	—	
4452	Specialty food stores .....	275	883	3 992	43	22	11	8	2	—	—	—	—	—	
44529	Other specialty food stores .....	132	439	1 862	22	11	7	3	1	—	—	—	—	—	
446	Health & personal care stores .....	1 293	5 662	25 222	127	39	31	46	10	1	—	—	—	—	
4461	Health & personal care stores .....	1 293	5 662	25 222	127	39	31	46	10	1	—	—	—	—	
44611	Pharmacies & drug stores .....	851	4 070	17 990	57	8	4	37	7	1	—	—	—	—	
446110	Pharmacies & drug stores .....	851	4 070	17 990	57	8	4	37	7	1	—	—	—	—	
44613	Optical goods stores .....	122	507	2 214	20	10	8	1	1	—	—	—	—	—	
446130	Optical goods stores .....	122	507	2 214	20	10	8	1	1	—	—	—	—	—	
44619	Other health & personal care stores .....	240	860	4 121	33	13	11	7	2	—	—	—	—	—	
446191	Food (health) supplement stores .....	159	449	2 258	21	9	6	5	1	—	—	—	—	—	
447	Gasoline stations .....	1 468	4 417	19 032	151	36	59	39	17	—	—	—	—	—	
4471	Gasoline stations .....	1 468	4 417	19 032	151	36	59	39	17	—	—	—	—	—	
44711	Gasoline stations with convenience stores ..	814	2 102	9 338	86	21	37	18	10	—	—	—	—	—	
447110	Gasoline stations with convenience stores ..	814	2 102	9 338	86	21	37	18	10	—	—	—	—	—	
44719	Other gasoline stations .....	654	2 315	9 694	65	15	22	21	7	—	—	—	—	—	
447190	Other gasoline stations .....	654	2 315	9 694	65	15	22	21	7	—	—	—	—	—	

Note: Employment-size classes are indicated as follows: A—0 to 19; B—20 to 99; C—100 to 249; E—250 to 499; F—500 to 999; G—1,000 to 2,499; H—2,500 to 4,999; I—5,000 to 9,999; J—10,000 to 24,999; K—25,000 to 49,999; L—50,000 to 99,999; M—100,000 or more.





Table 6. Counties—Employees, Payroll, and Establishments by Industry: 1999—Con.

[Excludes most government employees, railroad employees, and self-employed persons. Size class 1 to 4 includes establishments with payroll, but no employees, during mid-March pay period. (D) denotes figures withheld to avoid disclosing data for individual companies; the data are included in broader industry totals. Detailed industries with 100 or more employees are shown if industry was not a (D). For explanation of terms, abbreviations, and data reliability/comparability, see introductory text]

NAICS code	Industry	Number of employees for week including March 12	Payroll (\$1,000)		Total number of establishments	Number of establishments by employment-size class								
			First quarter	Annual		1 to 4	5 to 9	10 to 19	20 to 49	50 to 99	100 to 249	250 to 499	500 to 999	1,000 or more
<b>VIRGINIA BEACH (IC)—Con.</b>														
<b>53</b>	<b>Real estate &amp; rental &amp; leasing—Con.</b>													
531	Real estate—Con.													
5312	Offices of real estate agents & brokers .....	992	6 182	31 763	148	108	17	12	10	—	—	1	—	—
53121	Offices of real estate agents & brokers .....	992	6 182	31 763	148	108	17	12	10	—	—	1	—	—
531210	Offices of real estate agents & brokers .....	992	6 182	31 763	148	108	17	12	10	—	—	1	—	—
5313	Activities related to real estate .....	1 389	7 976	26 260	131	86	20	6	9	8	2	—	—	—
53131	Real estate property managers .....	1 197	6 687	29 920	78	43	15	3	7	8	2	—	—	—
531311	Residential property managers .....	1 009	5 644	24 966	59	29	13	3	6	6	2	—	—	—
531312	Nonresidential property managers .....	188	1 043	4 954	19	14	2	—	1	2	—	—	—	—
53139	Other activities related to real estate .....	102	691	3 753	23	17	3	2	1	—	—	—	—	—
531390	Other activities related to real estate .....	102	691	3 753	23	17	3	2	1	—	—	—	—	—
532	Rental & leasing services .....	(F)	(D)	(D)	91	30	35	24	1	—	1	—	—	—
5321	Automotive equipment rental & leasing .....	(C)	(D)	(D)	8	3	3	1	—	—	1	—	—	—
53211	Passenger car rental & leasing .....	201	583	1 825	4	1	2	—	—	—	1	—	—	—
532111	Passenger car rental .....	201	583	1 825	4	1	2	—	—	—	1	—	—	—
5322	Consumer goods rental .....	421	1 444	5 053	52	17	17	17	1	—	—	—	—	—
53223	Video tape & disc rental .....	315	766	2 937	31	4	11	16	—	—	—	—	—	—
532230	Video tape & disc rental .....	315	766	2 937	31	4	11	16	—	—	—	—	—	—
5324	Commercial, industrial equip rental & leasing ...	133	989	4 131	20	8	8	4	—	—	—	—	—	—
<b>54</b>	<b>Professional, scientific &amp; technical services.....</b>	<b>13 219</b>	<b>103 999</b>	<b>450 070</b>	<b>1 014</b>	<b>614</b>	<b>170</b>	<b>108</b>	<b>73</b>	<b>19</b>	<b>24</b>	<b>5</b>	<b>1</b>	<b>—</b>
541	Professional, scientific & technical services.....	13 219	103 999	450 070	1 014	614	170	108	73	19	24	5	1	—
5411	Legal services .....	1 628	13 799	63 363	222	142	42	24	8	3	3	—	—	—
54111	Offices of lawyers .....	1 550	13 481	62 132	197	128	31	24	8	3	3	—	—	—
541110	Offices of lawyers .....	1 550	13 481	62 132	197	128	31	24	8	3	3	—	—	—
5412	Accounting, tax prep, bookkeep, payroll services .....	2 107	8 637	37 032	169	110	31	13	7	5	2	—	1	—
54121	Accounting, tax prep, bookkeep, payroll services .....	2 107	8 637	37 032	169	110	31	13	7	5	2	—	1	—
541211	Offices of certified public accountants .....	393	2 615	13 337	79	55	14	7	2	1	—	—	—	—
541213	Tax preparation services .....	1 231	3 361	11 270	28	12	7	2	3	1	2	—	—	—
541214	Payroll services .....	101	1 123	6 257	10	7	2	—	1	—	—	—	—	—
541219	Other accounting services .....	382	1 538	6 168	52	36	8	4	2	2	—	—	—	—
5413	Architectural, engineering & related services ...	3 735	33 613	152 652	177	65	36	33	29	5	8	1	—	—
54131	Architectural services .....	245	2 100	10 426	23	6	8	6	2	1	—	—	—	—
541310	Architectural services .....	245	2 100	10 426	23	6	8	6	2	1	—	—	—	—
54133	Engineering services .....	3 274	30 056	135 877	113	31	23	22	24	4	8	1	—	—
541330	Engineering services .....	3 274	30 056	135 877	113	31	23	22	24	4	8	1	—	—
54137	Surveying, mapping (exc geophysical) services .....	126	743	3 100	9	3	—	3	3	—	—	—	—	—
541370	Surveying, mapping (exc geophysical) services .....	126	743	3 100	9	3	—	3	3	—	—	—	—	—
5415	Computer systems design & related services ...	2 634	27 490	118 074	116	70	15	9	10	4	6	2	—	—
54151	Computer systems design & related services .	2 634	27 490	118 074	116	70	15	9	10	4	6	2	—	—
541511	Custom computer programming services ...	1 535	18 217	72 747	50	26	8	3	5	3	4	1	—	—
541512	Computer systems design services .....	1 050	8 837	43 179	50	31	6	4	5	1	2	—	—	—
5416	Management, sci & tech consulting services ....	1 350	10 242	34 413	121	93	13	5	7	—	1	2	—	—
54161	Management consulting services .....	1 288	9 719	30 936	98	73	12	4	6	—	1	2	—	—
541611	Admin & gen management consulting services .....	179	1 556	6 836	40	32	5	—	3	—	—	—	—	—
541612	Human res & exec search consulting services .....	645	6 873	16 883	26	16	5	2	1	—	1	1	—	—
541613	Marketing consulting services .....	446	1 140	6 271	25	19	2	1	2	—	—	1	—	—
5417	Scientific R&D services .....	220	1 508	6 594	13	8	1	3	—	—	1	—	—	—
54172	R&D in social sciences & humanities .....	(C)	(D)	(D)	2	1	—	—	—	—	1	—	—	—
5418	Advertising & related services .....	476	4 954	19 163	67	44	13	4	4	2	—	—	—	—
54181	Advertising agencies .....	213	2 889	11 035	30	20	5	2	2	1	—	—	—	—
541810	Advertising agencies .....	213	2 889	11 035	30	20	5	2	2	1	—	—	—	—
54184	Media representatives .....	(C)	(D)	(D)	3	1	—	—	1	—	—	—	—	—
5419	Oth professional, scientific, technical services ..	990	3 348	16 465	92	50	14	17	8	—	3	—	—	—
54191	Marketing research & public opinion polling ..	(E)	(D)	(D)	5	3	—	—	—	—	2	—	—	—
54194	Veterinary services .....	426	1 964	9 532	33	5	9	13	6	—	—	—	—	—
541940	Veterinary services .....	426	1 964	9 532	33	5	9	13	6	—	—	—	—	—
54199	All oth prof, scientific & technical services ....	156	181	1 007	20	17	—	1	1	—	1	—	—	—
541990	All oth prof, scientific & technical services ...	156	181	1 007	20	17	—	1	1	—	1	—	—	—
<b>55</b>	<b>Management of companies &amp; enterprises .</b>	<b>1 781</b>	<b>14 408</b>	<b>60 774</b>	<b>66</b>	<b>21</b>	<b>16</b>	<b>13</b>	<b>10</b>	<b>1</b>	<b>3</b>	<b>2</b>	<b>—</b>	<b>—</b>
551	Management of companies & enterprises .....	1 781	14 408	60 774	66	21	16	13	10	1	3	2	—	—
5511	Management of companies & enterprises .....	1 781	14 408	60 774	66	21	16	13	10	1	3	2	—	—
55111	Management of companies & enterprises ....	1 781	14 408	60 774	66	21	16	13	10	1	3	2	—	—
551114	Corp, subsidiary & regional managing offices.....	1 653	13 479	56 327	58	14	16	13	10	1	2	2	—	—
<b>56</b>	<b>Admin, support, waste mgt, remediation services.....</b>	<b>12 127</b>	<b>43 998</b>	<b>209 717</b>	<b>632</b>	<b>374</b>	<b>91</b>	<b>65</b>	<b>47</b>	<b>25</b>	<b>23</b>	<b>7</b>	<b>1</b>	<b>—</b>
561	Administrative & support services .....	12 127	43 998	209 717	632	374	91	65	47	25	23	7	1	—
5611	Office administrative services .....	930	5 436	26 920	33	21	3	4	—	2	2	1	—	—
56111	Office administrative services .....	930	5 436	26 920	33	21	3	4	—	2	2	1	—	—
561110	Office administrative services .....	930	5 436	26 920	33	21	3	4	—	2	2	1	—	—
5612	Facilities support services .....	165	1 105	4 948	12	6	1	2	2	1	—	—	—	—
56121	Facilities support services .....	165	1 105	4 948	12	6	1	2	2	1	—	—	—	—
561210	Facilities support services .....	165	1 105	4 948	12	6	1	2	2	1	—	—	—	—

Note: Employment-size classes are indicated as follows: A—0 to 19; B—20 to 99; C—100 to 249; E—250 to 499; F—500 to 2,499; H—2,500 to 4,999; I—5,000 to 9,999; J—10,000 to 24,999; K—25,000 to 49,999; L—50,000 to 99,999; M—100,000 or more.



**Table 6. Counties—Employees, Payroll, and Establishments by Industry: 1999—Con.**

[Excludes most government employees, railroad employees, and self-employed persons. Size class 1 to 4 includes establishments with payroll, but no employees, during mid-March pay period. (D) denotes figures withheld to avoid disclosing data for individual companies; the data are included in broader industry totals. Detailed industries with 100 or more employees are shown if industry was not a (D). For explanation of terms, abbreviations, and data reliability/comparability, see introductory text]

NAICS code	Industry	Number of employees for week including March 12	Payroll (\$1,000)		Total number of establishments	Number of establishments by employment-size class									
			First quarter	Annual		1 to 4	5 to 9	10 to 19	20 to 49	50 to 99	100 to 249	250 to 499	500 to 999	1,000 or more	
<b>VIRGINIA BEACH (IC)—Con.</b>															
<b>62 Health care and social assistance—Con.</b>															
622	Hospitals .....	(G)	(D)	(D)	4	—	—	—	1	—	1	1	—	1	
6221	General medical & surgical hospitals .....	(G)	(D)	(D)	3	—	—	—	1	—	—	1	—	1	
62211	General medical & surgical hospitals .....	(G)	(D)	(D)	3	—	—	—	1	—	—	1	—	1	
6222	Psychiatric & substance abuse hospitals .....	(C)	(D)	(D)	1	—	—	—	—	—	1	—	—	—	
62221	Psychiatric & substance abuse hospitals .....	(C)	(D)	(D)	1	—	—	—	—	—	1	—	—	—	
623	Nursing & residential care facilities .....	2 148	7 906	34 326	34	9	4	4	4	6	5	2	—	—	
6231	Nursing care facilities .....	1 416	5 339	22 912	12	2	—	—	—	5	4	1	—	—	
62311	Nursing care facilities .....	1 416	5 339	22 912	12	2	—	—	—	5	4	1	—	—	
623110	Nursing care facilities .....	1 416	5 339	22 912	12	2	—	—	—	5	4	1	—	—	
6233	Community care facilities for the elderly .....	666	2 357	10 334	16	5	3	3	2	1	1	1	—	—	
62331	Community care facilities for the elderly .....	666	2 357	10 334	16	5	3	3	2	1	1	1	—	—	
624	Social assistance .....	(H)	(D)	(D)	152	64	19	34	30	2	2	—	1	—	
6241	Individual & family services .....	(C)	(D)	(D)	34	17	7	6	4	—	—	—	—	—	
62419	Other individual & family services .....	136	547	1 975	21	12	4	3	2	—	—	—	—	—	
624190	Other individual & family services .....	136	547	1 975	21	12	4	3	2	—	—	—	—	—	
6243	Vocational rehabilitation services .....	847	2 525	10 964	10	5	1	1	—	1	1	—	1	—	
62431	Vocational rehabilitation services .....	847	2 525	10 964	10	5	1	1	—	1	1	—	1	—	
624310	Vocational rehabilitation services .....	847	2 525	10 964	10	5	1	1	—	1	1	—	1	—	
6244	Child day care services .....	1 347	3 527	14 436	100	38	11	24	25	1	1	—	—	—	
62441	Child day care services .....	1 347	3 527	14 436	100	38	11	24	25	1	1	—	—	—	
624410	Child day care services .....	1 347	3 527	14 436	100	38	11	24	25	1	1	—	—	—	
<b>71</b>	<b>Arts, entertainment &amp; recreation .....</b>	<b>1 712</b>	<b>5 445</b>	<b>26 928</b>	<b>152</b>	<b>85</b>	<b>19</b>	<b>19</b>	<b>22</b>	<b>6</b>	<b>1</b>	<b>—</b>	<b>—</b>	<b>—</b>	
711	Performing arts, spectator sports & related industries .....	160	579	3 237	32	24	5	2	—	1	—	—	—	—	
713	Amusement, gambling & recreation industries .....	1 505	4 640	22 527	111	55	12	17	21	5	1	—	—	—	
7139	Other amusement & recreation industries .....	1 425	4 374	20 961	99	48	10	15	20	5	1	—	—	—	
71391	Golf courses & country clubs .....	485	1 624	8 299	11	1	—	3	3	3	1	—	—	—	
713910	Golf courses & country clubs .....	485	1 624	8 299	11	1	—	3	3	3	1	—	—	—	
71393	Marinas .....	123	620	3 016	8	4	—	3	—	1	—	—	—	—	
713930	Marinas .....	123	620	3 016	8	4	—	3	—	1	—	—	—	—	
71394	Fitness & recreational sports centers .....	478	1 095	5 308	40	20	3	4	13	—	—	—	—	—	
713940	Fitness & recreational sports centers .....	478	1 095	5 308	40	20	3	4	13	—	—	—	—	—	
71395	Bowling centers .....	(C)	(D)	(D)	4	1	—	—	2	1	—	—	—	—	
71399	All other amusement & recreation industries .....	202	539	2 430	35	21	7	5	2	—	—	—	—	—	
713990	All other amusement & recreation industries .....	202	539	2 430	35	21	7	5	2	—	—	—	—	—	
<b>72</b>	<b>Accommodation &amp; food services .....</b>	<b>17 418</b>	<b>38 158</b>	<b>183 939</b>	<b>918</b>	<b>279</b>	<b>134</b>	<b>203</b>	<b>224</b>	<b>62</b>	<b>15</b>	<b>1</b>	<b>—</b>	<b>—</b>	
721	Accommodation .....	2 899	7 601	40 729	106	22	17	25	29	7	5	1	—	—	
7211	Traveler accommodation .....	2 820	7 422	39 521	98	18	16	24	27	7	5	1	—	—	
72111	Hotels (exc casino hotels) & motels .....	2 820	7 422	39 521	98	18	16	24	27	7	5	1	—	—	
721110	Hotels (exc casino hotels) & motels .....	2 820	7 422	39 521	98	18	16	24	27	7	5	1	—	—	
722	Food services & drinking places .....	14 519	30 557	143 210	812	257	117	178	195	55	10	—	—	—	
7221	Full-service restaurants .....	7 140	16 100	79 279	395	132	64	85	73	34	7	—	—	—	
72211	Full-service restaurants .....	7 140	16 100	79 279	395	132	64	85	73	34	7	—	—	—	
722110	Full-service restaurants .....	7 140	16 100	79 279	395	132	64	85	73	34	7	—	—	—	
7222	Limited-service eating places .....	6 673	12 940	56 905	342	84	39	85	113	18	3	—	—	—	
72221	Limited-service eating places .....	6 673	12 940	56 905	342	84	39	85	113	18	3	—	—	—	
722211	Limited-service restaurants .....	6 162	11 856	51 554	286	56	31	72	107	17	3	—	—	—	
7223	Special food services .....	323	855	4 097	33	20	4	4	3	2	—	—	—	—	
72231	Food service contractors .....	187	549	2 222	14	7	3	1	2	1	—	—	—	—	
722310	Food service contractors .....	187	549	2 222	14	7	3	1	2	1	—	—	—	—	
72232	Caterers .....	129	282	1 674	13	8	—	3	1	1	—	—	—	—	
722320	Caterers .....	129	282	1 674	13	8	—	3	1	1	—	—	—	—	
7224	Drinking places (alcoholic beverages) .....	383	662	2 929	42	21	10	4	6	1	—	—	—	—	
72241	Drinking places (alcoholic beverages) .....	383	662	2 929	42	21	10	4	6	1	—	—	—	—	
722410	Drinking places (alcoholic beverages) .....	383	662	2 929	42	21	10	4	6	1	—	—	—	—	
<b>81</b>	<b>Other services (except public administration) .....</b>	<b>7 730</b>	<b>30 109</b>	<b>132 818</b>	<b>1 072</b>	<b>630</b>	<b>229</b>	<b>149</b>	<b>44</b>	<b>16</b>	<b>3</b>	<b>1</b>	<b>—</b>	<b>—</b>	
811	Repair & maintenance .....	2 363	14 056	62 728	376	233	84	45	7	5	2	—	—	—	
8111	Automotive repair & maintenance .....	1 266	6 307	29 011	239	138	62	33	6	—	—	—	—	—	
81111	Automotive mechanical & electrical R&M .....	765	4 248	18 827	151	86	43	19	3	—	—	—	—	—	
811111	General automotive repair .....	581	3 239	14 484	117	71	26	18	2	—	—	—	—	—	
81112	Automotive body, paint, interior & glass repair .....	256	1 385	6 559	46	27	12	5	2	—	—	—	—	—	
811121	Automotive body, paint & interior R&M .....	171	806	4 182	33	21	8	3	1	—	—	—	—	—	
81119	Other automotive R&M .....	245	674	3 625	42	25	7	9	1	—	—	—	—	—	
811191	Automotive oil change & lubrication shops .....	137	368	1 706	13	2	3	8	—	—	—	—	—	—	
8112	Electronic & precision equipment R&M .....	609	4 979	20 623	41	18	11	7	1	2	2	—	—	—	
81121	Electronic & precision equipment R&M .....	609	4 979	20 623	41	18	11	7	1	2	2	—	—	—	
811212	Computer & office machine R&M .....	180	1 601	6 392	20	13	4	1	1	—	1	—	—	—	
811219	Other electronic & precision equipment R&M .....	341	2 724	11 468	9	1	2	3	—	2	1	—	—	—	
8113	Commercial equipment (exc auto & elec) R&M .....	208	1 567	6 586	23	14	5	2	—	2	—	—	—	—	
81131	Commercial equipment (exc auto & elec) R&M .....	208	1 567	6 586	23	14	5	2	—	2	—	—	—	—	
811310	Commercial equipment (exc auto & elec) R&M .....	208	1 567	6 586	23	14	5	2	—	2	—	—	—	—	
8114	Personal & household goods R&M .....	280	1 203	6 508	73	63	6	3	—	1	—	—	—	—	
81141	Home, garden equipment & appliance R&M .....	181	885	4 592	26	19	3	3	—	1	—	—	—	—	
811412	Appliance repair & maintenance .....	149	793	4 051	15	10	1	3	—	1	—	—	—	—	

Note: Employment-size classes are indicated as follows: A—0 to 19; B—20 to 99; C—100 to 249; E—250 to 499; F—500 to 999; G—1,000 to 2,499; H—2,500 to 4,999; I—5,000 to 9,999; J—10,000 to 24,999; K—25,000 to 49,999; L—50,000 to 99,999; M—100,000 or more.

**Table 6. Counties—Employees, Payroll, and Establishments by Industry: 1999—Con.**

[Excludes most government employees, railroad employees, and self-employed persons. Size class 1 to 4 includes establishments with payroll, but no employees, during mid-March pay period. (D) denotes figures withheld to avoid disclosing data for individual companies; the data are included in broader industry totals. Detailed industries with 100 or more employees are shown if industry was not a (D). For explanation of terms, abbreviations, and data reliability/comparability, see introductory text]

NAICS code	Industry	Number of employees for week including March 12	Payroll (\$1,000)		Total number of establishments	Number of establishments by employment-size class									
			First quarter	Annual		1 to 4	5 to 9	10 to 19	20 to 49	50 to 99	100 to 249	250 to 499	500 to 999	1,000 or more	
<b>VIRGINIA BEACH (IC)—Con.</b>															
<b>81</b>	<b>Other services (except public administration)—Con.</b>														
812	Personal & laundry services .....	2 534	8 054	35 804	399	229	87	64	17	2	—	—	—	—	
8121	Personal care services .....	1 447	4 602	19 792	252	142	61	40	9	—	—	—	—	—	
81211	Hair, nail & skin care services .....	1 289	4 167	17 821	222	126	53	35	8	—	—	—	—	—	
812112	Beauty salons .....	1 181	3 802	16 215	177	88	47	34	8	—	—	—	—	—	
81219	Other personal care services .....	158	435	1 971	30	16	8	5	1	—	—	—	—	—	
812199	Other personal care services .....	106	194	1 037	23	13	6	4	—	—	—	—	—	—	
8122	Death care services .....	260	928	4 083	18	7	5	2	3	1	—	—	—	—	
81221	Funeral homes .....	(C)	(D)	(D)	14	6	4	2	2	—	—	—	—	—	
81222	Cemeteries & crematories .....	(C)	(D)	(D)	4	1	1	—	1	1	—	—	—	—	
8123	Drycleaning & laundry services .....	601	1 865	8 710	78	45	12	16	4	1	—	—	—	—	
81232	Drycleaning & laundry services (exc coin-op) .	447	1 228	5 487	55	29	8	14	4	—	—	—	—	—	
812320	Drycleaning & laundry services (exc coin-op) .	447	1 228	5 487	55	29	8	14	4	—	—	—	—	—	
8129	Other personal services .....	226	659	3 219	51	35	9	6	1	—	—	—	—	—	
81291	Pet care (except veterinary) services .....	117	306	1 530	18	11	2	5	—	—	—	—	—	—	
812910	Pet care (except veterinary) services .....	117	306	1 530	18	11	2	5	—	—	—	—	—	—	
813	Religious, grantmaking, civic, prof & like organizations .....	2 833	7 999	34 286	297	168	58	40	20	9	1	1	—	—	
8131	Religious organizations .....	1 744	4 911	20 836	194	101	43	28	15	7	—	—	—	—	
81311	Religious organizations .....	1 744	4 911	20 836	194	101	43	28	15	7	—	—	—	—	
813110	Religious organizations .....	1 744	4 911	20 836	194	101	43	28	15	7	—	—	—	—	
8133	Social advocacy organizations .....	376	759	3 129	8	5	1	1	—	—	—	1	—	—	
81331	Social advocacy organizations .....	376	759	3 129	8	5	1	1	—	—	—	1	—	—	
8134	Civic & social organizations .....	326	585	2 408	21	13	3	2	—	2	1	—	—	—	
81341	Civic & social organizations .....	326	585	2 408	21	13	3	2	—	2	1	—	—	—	
813410	Civic & social organizations .....	326	585	2 408	21	13	3	2	—	2	1	—	—	—	
8139	Business, labor, political, like organizations .....	311	1 138	5 186	65	43	11	8	3	—	—	—	—	—	
81399	Oth similar organizations (exc business, prof, labor, pol) .....	202	670	3 170	43	27	8	7	1	—	—	—	—	—	
813990	Oth similar organizations (exc business, prof, labor, pol) .....	202	670	3 170	43	27	8	7	1	—	—	—	—	—	
<b>95</b>	<b>Auxiliaries (exc corporate, subsidiary &amp; regional mgt) .....</b>	<b>682</b>	<b>4 321</b>	<b>17 298</b>	<b>19</b>	<b>4</b>	<b>3</b>	<b>5</b>	<b>3</b>	<b>2</b>	<b>1</b>	<b>1</b>	<b>—</b>	<b>—</b>	
<b>99</b>	<b>Unclassified establishments .....</b>	<b>162</b>	<b>424</b>	<b>4 094</b>	<b>164</b>	<b>153</b>	<b>10</b>	<b>1</b>	<b>—</b>	<b>—</b>	<b>—</b>	<b>—</b>	<b>—</b>	<b>—</b>	
<b>WAYNESBORO (IC)</b>															
	<b>Total .....</b>	<b>10 313</b>	<b>69 953</b>	<b>294 947</b>	<b>625</b>	<b>312</b>	<b>121</b>	<b>95</b>	<b>64</b>	<b>18</b>	<b>9</b>	<b>4</b>	<b>1</b>	<b>1</b>	
<b>11</b>	<b>Forestry, fishing, hunting, and agriculture support .....</b>	<b>(A)</b>	<b>(D)</b>	<b>(D)</b>	<b>1</b>	<b>1</b>	<b>—</b>	<b>—</b>	<b>—</b>	<b>—</b>	<b>—</b>	<b>—</b>	<b>—</b>	<b>—</b>	
<b>23</b>	<b>Construction .....</b>	<b>671</b>	<b>4 993</b>	<b>21 158</b>	<b>63</b>	<b>41</b>	<b>6</b>	<b>11</b>	<b>3</b>	<b>1</b>	<b>—</b>	<b>1</b>	<b>—</b>	<b>—</b>	
233	Building, developing & general contracting .....	129	756	3 210	20	14	1	4	1	—	—	—	—	—	
235	Special trade contractors .....	515	4 042	16 944	36	21	5	6	2	1	—	1	—	—	
2355	Carpentry & floor contractors .....	(E)	(D)	(D)	5	2	1	1	—	—	—	1	—	—	
23551	Carpentry contractors .....	(E)	(D)	(D)	5	2	1	1	—	—	—	1	—	—	
<b>31-33</b>	<b>Manufacturing .....</b>	<b>3 215</b>	<b>32 512</b>	<b>135 473</b>	<b>31</b>	<b>6</b>	<b>4</b>	<b>5</b>	<b>6</b>	<b>5</b>	<b>2</b>	<b>1</b>	<b>1</b>	<b>1</b>	
313	Textile mills .....	(F)	(D)	(D)	2	—	—	—	—	—	—	1	1	—	
3132	Fabric mills .....	(F)	(D)	(D)	2	—	—	—	—	—	—	1	1	—	
31321	Broadwoven fabric mills .....	(F)	(D)	(D)	1	—	—	—	—	—	—	—	1	—	
31323	Nonwoven fabric mills .....	(E)	(D)	(D)	1	—	—	—	—	—	—	1	—	—	
321	Wood product mfg .....	(C)	(D)	(D)	3	1	—	—	1	1	—	—	—	—	
3219	Other wood product mfg .....	(C)	(D)	(D)	3	1	—	—	1	1	—	—	—	—	
323	Printing & related support activities .....	104	358	1 504	3	—	—	2	—	1	—	—	—	—	
3231	Printing & related support activities .....	104	358	1 504	3	—	—	2	—	1	—	—	—	—	
32311	Printing .....	104	358	1 504	3	—	—	2	—	1	—	—	—	—	
325	Chemical mfg .....	(G)	(D)	(D)	1	—	—	—	—	—	—	—	—	1	
3252	Resin, syn rubber, artf & syn fibers, fil mfg .....	(G)	(D)	(D)	1	—	—	—	—	—	—	—	—	1	
32522	Artificial & synthetic fibers, filaments mfg .....	(G)	(D)	(D)	1	—	—	—	—	—	—	—	—	1	
331	Primary metal mfg .....	(C)	(D)	(D)	2	—	—	—	1	—	1	—	—	—	
3315	Foundries .....	(C)	(D)	(D)	1	—	—	—	—	—	1	—	—	—	
33152	Nonferrous metal foundries .....	(C)	(D)	(D)	1	—	—	—	—	—	1	—	—	—	
332	Fabricated metal product mfg .....	155	955	5 329	8	2	—	3	3	—	—	—	—	—	
334	Computer & electronic product mfg .....	(C)	(D)	(D)	2	—	1	—	—	—	1	—	—	—	
3344	Semiconductor & oth electronic component mfg .....	(C)	(D)	(D)	1	—	—	—	—	—	1	—	—	—	
33441	Semiconductor & oth electronic component mfg .....	(C)	(D)	(D)	1	—	—	—	—	—	1	—	—	—	
<b>42</b>	<b>Wholesale trade .....</b>	<b>585</b>	<b>5 383</b>	<b>23 130</b>	<b>28</b>	<b>10</b>	<b>9</b>	<b>5</b>	<b>3</b>	<b>—</b>	<b>—</b>	<b>1</b>	<b>—</b>	<b>—</b>	
421	Wholesale trade, durable goods .....	496	4 725	20 460	16	4	5	4	2	—	—	1	—	—	
4214	Professional & commercial equip & supp whsle .	(E)	(D)	(D)	4	2	—	1	—	—	—	1	—	—	
42143	Computer & peripheral equip & software whsle .....	(E)	(D)	(D)	2	1	—	—	—	—	—	1	—	—	

Note: Employment-size classes are indicated as follows: A—0 to 19; B—20 to 99; C—100 to 249; E—250 to 499; F—500 to 999; G—1,000 to 2,499; H—2,500 to 4,999; I—5,000 to 9,999; J—10,000 to 24,999; K—25,000 to 49,999; L—50,000 to 99,999; M—100,000 or more.

**Table 6. Counties—Employees, Payroll, and Establishments by Industry: 1999—Con.**

[Excludes most government employees, railroad employees, and self-employed persons. Size class 1 to 4 includes establishments with payroll, but no employees, during mid-March pay period. (D) denotes figures withheld to avoid disclosing data for individual companies; the data are included in broader industry totals. Detailed industries with 100 or more employees are shown if industry was not a (D). For explanation of terms, abbreviations, and data reliability/comparability, see introductory text]

NAICS code	Industry	Number of employees for week including March 12	Payroll (\$1,000)		Total number of establishments	Number of establishments by employment-size class								
			First quarter	Annual		1 to 4	5 to 9	10 to 19	20 to 49	50 to 99	100 to 249	250 to 499	500 to 999	1,000 or more
<b>WAYNESBORO (IC)—Con.</b>														
<b>44-45</b>	<b>Retail trade</b> .....	<b>1 479</b>	<b>5 545</b>	<b>23 491</b>	<b>113</b>	<b>39</b>	<b>31</b>	<b>26</b>	<b>12</b>	<b>3</b>	<b>2</b>	—	—	—
441	Motor vehicle & parts dealers .....	203	1 357	5 525	17	6	3	5	3	—	—	—	—	—
4411	Automobile dealers .....	119	926	3 782	8	4	1	—	3	—	—	—	—	—
44111	New car dealers .....	103	855	3 427	3	—	—	—	3	—	—	—	—	—
441110	New car dealers .....	103	855	3 427	3	—	—	—	3	—	—	—	—	—
445	Food & beverage stores .....	362	1 199	4 845	10	2	2	1	1	3	1	—	—	—
4451	Grocery stores (E) .....	(D)	(D)	(D)	7	1	1	—	1	3	1	—	—	—
44511	Grocery (except convenience) stores .....	330	1 086	4 397	5	—	—	—	1	3	1	—	—	—
445110	Grocery (except convenience) stores .....	330	1 086	4 397	5	—	—	—	1	3	1	—	—	—
446	Health & personal care stores .....	102	385	1 608	12	6	1	4	1	—	—	—	—	—
4461	Health & personal care stores .....	102	385	1 608	12	6	1	4	1	—	—	—	—	—
447	Gasoline stations .....	121	378	1 503	14	3	6	5	—	—	—	—	—	—
4471	Gasoline stations .....	121	378	1 503	14	3	6	5	—	—	—	—	—	—
44711	Gasoline stations with convenience stores ...	(C)	(D)	(D)	12	1	6	5	—	—	—	—	—	—
448	Clothing & clothing accessories stores .....	100	296	1 318	11	5	2	3	1	—	—	—	—	—
452	General merchandise stores .....	242	559	2 427	6	—	3	—	2	—	1	—	—	—
4521	Department stores (C) .....	(D)	(D)	(D)	2	—	—	—	1	—	1	—	—	—
45211	Department stores (C) .....	(D)	(D)	(D)	2	—	—	—	1	—	1	—	—	—
453	Miscellaneous store retailers .....	108	348	1 948	12	6	2	3	1	—	—	—	—	—
<b>48-49</b>	<b>Transportation &amp; warehousing</b> .....	<b>260</b>	<b>1 556</b>	<b>7 343</b>	<b>25</b>	<b>15</b>	<b>2</b>	<b>3</b>	<b>4</b>	<b>1</b>	—	—	—	—
484	Truck transportation .....	193	1 140	5 558	18	10	2	2	3	1	—	—	—	—
4842	Specialized freight trucking .....	105	417	2 071	8	4	1	1	1	1	—	—	—	—
<b>51</b>	<b>Information</b> .....	<b>387</b>	<b>3 867</b>	<b>14 377</b>	<b>14</b>	<b>5</b>	<b>1</b>	<b>1</b>	<b>4</b>	<b>3</b>	—	—	—	—
513	Broadcasting & telecommunications .....	(E)	(D)	(D)	9	3	—	1	3	2	—	—	—	—
5133	Telecommunications (E) .....	(D)	(D)	(D)	8	2	—	1	3	2	—	—	—	—
51331	Wired telecommunications carriers (C) .....	(D)	(D)	(D)	3	—	—	—	2	1	—	—	—	—
51332	Wireless telecom carriers (exc satellite) (C) .....	(D)	(D)	(D)	4	1	—	1	1	1	—	—	—	—
<b>52</b>	<b>Finance &amp; insurance</b> .....	<b>298</b>	<b>2 516</b>	<b>9 744</b>	<b>36</b>	<b>22</b>	<b>4</b>	<b>6</b>	<b>2</b>	<b>2</b>	—	—	—	—
522	Credit intermediation & related activities .....	167	975	4 149	14	4	3	5	1	1	—	—	—	—
5221	Depository credit intermediation .....	151	859	3 634	9	—	2	5	1	1	—	—	—	—
524	Insurance carriers & related activities .....	117	1 399	5 006	17	13	1	1	1	1	—	—	—	—
<b>53</b>	<b>Real estate &amp; rental &amp; leasing</b> .....	<b>120</b>	<b>452</b>	<b>1 849</b>	<b>32</b>	<b>21</b>	<b>9</b>	<b>2</b>	—	—	—	—	—	—
<b>54</b>	<b>Professional, scientific &amp; technical services</b> .....	<b>146</b>	<b>753</b>	<b>3 621</b>	<b>32</b>	<b>19</b>	<b>9</b>	<b>4</b>	—	—	—	—	—	—
541	Professional, scientific & technical services .....	146	753	3 621	32	19	9	4	—	—	—	—	—	—
<b>55</b>	<b>Management of companies &amp; enterprises</b> .....	<b>90</b>	<b>800</b>	<b>3 360</b>	<b>8</b>	<b>2</b>	<b>3</b>	<b>1</b>	<b>2</b>	—	—	—	—	—
<b>56</b>	<b>Admin, support, waste mgt, remediation services</b> .....	<b>1 059</b>	<b>4 041</b>	<b>18 427</b>	<b>26</b>	<b>14</b>	<b>2</b>	<b>1</b>	<b>5</b>	—	<b>3</b>	<b>1</b>	—	—
561	Administrative & support services .....	1 059	4 041	18 427	26	14	2	1	5	—	3	1	—	—
5613	Employment services .....	732	2 939	13 712	6	—	—	—	4	—	1	1	—	—
56132	Temporary help services (E) .....	(D)	(D)	(D)	4	—	—	—	3	—	1	—	—	—
56133	Employee leasing services (E) .....	(D)	(D)	(D)	2	—	—	—	1	—	—	1	—	—
5614	Business support services (C) .....	(D)	(D)	(D)	2	1	—	—	—	—	1	—	—	—
56142	Telephone call centers (C) .....	(D)	(D)	(D)	1	—	—	—	—	—	1	—	—	—
5616	Investigation & security services (C) .....	(D)	(D)	(D)	2	1	—	—	—	—	1	—	—	—
56161	Investigation, guard & armored car services (C) .....	(D)	(D)	(D)	1	—	—	—	—	—	1	—	—	—
<b>61</b>	<b>Educational services</b> .....	<b>(B)</b>	<b>(D)</b>	<b>(D)</b>	<b>5</b>	<b>3</b>	—	<b>1</b>	—	<b>1</b>	—	—	—	—
<b>62</b>	<b>Health care and social assistance</b> .....	<b>515</b>	<b>2 632</b>	<b>11 618</b>	<b>49</b>	<b>25</b>	<b>15</b>	<b>4</b>	<b>3</b>	—	<b>2</b>	—	—	—
621	Ambulatory health care services .....	204	1 685	7 690	37	20	12	3	2	—	—	—	—	—
623	Nursing & residential care facilities .....	148	602	2 495	5	2	1	—	1	—	1	—	—	—
6231	Nursing care facilities (C) .....	(D)	(D)	(D)	1	—	—	—	—	—	1	—	—	—
62311	Nursing care facilities (C) .....	(D)	(D)	(D)	1	—	—	—	—	—	1	—	—	—
624	Social assistance .....	163	345	1 433	7	3	2	1	—	—	1	—	—	—
6243	Vocational rehabilitation services (C) .....	(D)	(D)	(D)	2	1	—	—	—	—	1	—	—	—
62431	Vocational rehabilitation services (C) .....	(D)	(D)	(D)	2	1	—	—	—	—	1	—	—	—
<b>71</b>	<b>Arts, entertainment &amp; recreation</b> .....	<b>74</b>	<b>225</b>	<b>1 114</b>	<b>7</b>	<b>4</b>	<b>1</b>	—	<b>2</b>	—	—	—	—	—
<b>72</b>	<b>Accommodation &amp; food services</b> .....	<b>779</b>	<b>1 738</b>	<b>8 046</b>	<b>48</b>	<b>16</b>	<b>5</b>	<b>11</b>	<b>14</b>	<b>2</b>	—	—	—	—
722	Food services & drinking places .....	691	1 492	6 888	40	12	5	9	12	2	—	—	—	—
7221	Full-service restaurants (C) .....	(D)	(D)	(D)	16	6	1	4	4	1	—	—	—	—
72211	Full-service restaurants (C) .....	(D)	(D)	(D)	16	6	1	4	4	1	—	—	—	—
7222	Limited-service eating places .....	438	905	4 298	23	6	4	4	8	1	—	—	—	—
72221	Limited-service eating places .....	438	905	4 298	23	6	4	4	8	1	—	—	—	—

Note: Employment-size classes are indicated as follows: A—0 to 19; B—20 to 99; C—100 to 249; E—250 to 499; F—500 to 999; G—1,000 to 2,499; H—2,500 to 4,999; I—5,000 to 9,999; J—10,000 to 24,999; K—25,000 to 49,999; L—50,000 to 99,999; M—100,000 or more.



**Table 6. Counties—Employees, Payroll, and Establishments by Industry: 1999—Con.**

[Excludes most government employees, railroad employees, and self-employed persons. Size class 1 to 4 includes establishments with payroll, but no employees, during mid-March pay period. (D) denotes figures withheld to avoid disclosing data for individual companies; the data are included in broader industry totals. Detailed industries with 100 or more employees are shown if industry was not a (D). For explanation of terms, abbreviations, and data reliability/comparability, see introductory text]

NAICS code	Industry	Number of employees for week including March 12	Payroll (\$1,000)		Total number of establishments	Number of establishments by employment-size class									
			First quarter	Annual		1 to 4	5 to 9	10 to 19	20 to 49	50 to 99	100 to 249	250 to 499	500 to 999	1,000 or more	
<b>WAYNESBORO (IC)—Con.</b>															
<b>81</b>	<b>Other services (except public administration)</b>	<b>487</b>	<b>1 796</b>	<b>8 053</b>	<b>94</b>	<b>60</b>	<b>19</b>	<b>11</b>	<b>4</b>	—	—	—	—	—	
811	Repair & maintenance	128	638	2 827	30	20	7	3	—	—	—	—	—	—	
8111	Automotive repair & maintenance	109	551	2 450	26	17	7	2	—	—	—	—	—	—	
812	Personal & laundry services	138	505	2 419	22	13	3	4	2	—	—	—	—	—	
813	Religious, grantmaking, civic, prof & like organizations	221	653	2 807	42	27	9	4	2	—	—	—	—	—	
8131	Religious organizations	148	349	1 462	30	20	7	1	2	—	—	—	—	—	
81311	Religious organizations	148	349	1 462	30	20	7	1	2	—	—	—	—	—	
813110	Religious organizations	148	349	1 462	30	20	7	1	2	—	—	—	—	—	
<b>95</b>	<b>Auxiliaries (exc corporate, subsidiary &amp; regional mgt)</b>	<b>(B)</b>	<b>(D)</b>	<b>(D)</b>	<b>6</b>	<b>2</b>	<b>1</b>	<b>3</b>	—	—	—	—	—	—	
<b>99</b>	<b>Unclassified establishments</b>	<b>5</b>	<b>10</b>	<b>82</b>	<b>7</b>	<b>7</b>	—	—	—	—	—	—	—	—	
<b>WILLIAMSBURG (IC)</b>															
	<b>Total</b>	<b>16 551</b>	<b>91 842</b>	<b>412 851</b>	<b>775</b>	<b>352</b>	<b>166</b>	<b>117</b>	<b>86</b>	<b>32</b>	<b>13</b>	<b>4</b>	<b>3</b>	<b>2</b>	
<b>11</b>	<b>Forestry, fishing, hunting, and agriculture support</b>	<b>(B)</b>	<b>(D)</b>	<b>(D)</b>	<b>2</b>	<b>1</b>	—	—	<b>1</b>	—	—	—	—	—	
<b>21</b>	<b>Mining</b>	<b>(A)</b>	<b>(D)</b>	<b>(D)</b>	<b>1</b>	<b>1</b>	—	—	—	—	—	—	—	—	
<b>22</b>	<b>Utilities</b>	<b>(B)</b>	<b>(D)</b>	<b>(D)</b>	<b>1</b>	—	—	—	—	<b>1</b>	—	—	—	—	
<b>23</b>	<b>Construction</b>	<b>358</b>	<b>2 066</b>	<b>10 235</b>	<b>46</b>	<b>23</b>	<b>9</b>	<b>11</b>	<b>3</b>	—	—	—	—	—	
233	Building, developing & general contracting	(C)	(D)	(D)	24	15	4	4	1	—	—	—	—	—	
2332	Residential building construction	114	608	3 230	18	12	2	3	1	—	—	—	—	—	
23321	Single-family housing construction	109	572	2 998	15	9	2	3	1	—	—	—	—	—	
233210	Single-family housing construction	109	572	2 998	15	9	2	3	1	—	—	—	—	—	
235	Special trade contractors	185	995	4 825	20	8	5	5	2	—	—	—	—	—	
<b>31-33</b>	<b>Manufacturing</b>	<b>(G)</b>	<b>(D)</b>	<b>(D)</b>	<b>19</b>	<b>7</b>	<b>4</b>	<b>6</b>	<b>1</b>	—	—	—	<b>1</b>	—	
312	Beverage & tobacco product mfg	(F)	(D)	(D)	2	1	—	—	—	—	—	—	—	1	
3121	Beverage mfg	(F)	(D)	(D)	2	1	—	—	—	—	—	—	—	1	
31212	Breweries	(F)	(D)	(D)	2	1	—	—	—	—	—	—	—	1	
<b>42</b>	<b>Wholesale trade</b>	<b>67</b>	<b>470</b>	<b>2 453</b>	<b>20</b>	<b>15</b>	<b>4</b>	<b>1</b>	—	—	—	—	—	—	
<b>44-45</b>	<b>Retail trade</b>	<b>2 667</b>	<b>9 720</b>	<b>45 424</b>	<b>168</b>	<b>51</b>	<b>50</b>	<b>36</b>	<b>22</b>	<b>5</b>	<b>3</b>	<b>1</b>	—	—	
441	Motor vehicle & parts dealers	211	1 673	7 429	10	3	1	1	4	1	—	—	—	—	
4411	Automobile dealers	(C)	(D)	(D)	5	1	—	—	3	1	—	—	—	—	
44111	New car dealers	152	1 419	6 382	4	—	—	—	3	1	—	—	—	—	
441110	New car dealers	152	1 419	6 382	4	—	—	—	3	1	—	—	—	—	
442	Furniture & home furnishing stores	362	1 209	6 254	13	4	4	2	2	—	—	—	1	—	
4422	Home furnishings stores	(E)	(D)	(D)	12	4	4	2	1	—	—	—	1	—	
44229	Other home furnishings stores	327	1 038	5 284	10	2	4	2	1	—	—	—	1	—	
442299	All other home furnishings stores	327	1 038	5 284	10	2	4	2	1	—	—	—	1	—	
444	Bldg material & garden equip & supp dealers	203	857	3 809	8	5	—	1	1	—	1	—	—	—	
4441	Building material & supplies dealers	(C)	(D)	(D)	6	4	—	1	—	—	1	—	—	—	
44411	Home centers	(C)	(D)	(D)	1	—	—	—	—	—	1	—	—	—	
445	Food & beverage stores	641	1 797	7 662	16	2	5	1	4	2	2	—	—	—	
4451	Grocery stores	(F)	(D)	(D)	9	2	1	1	1	2	2	—	—	—	
44511	Grocery (except convenience) stores	511	1 478	6 418	7	2	—	—	1	2	2	—	—	—	
445110	Grocery (except convenience) stores	511	1 478	6 418	7	2	—	—	1	2	2	—	—	—	
4452	Specialty food stores	100	216	786	5	—	2	—	3	—	—	—	—	—	
446	Health & personal care stores	122	484	2 314	12	3	4	3	2	—	—	—	—	—	
4461	Health & personal care stores	122	484	2 314	12	3	4	3	2	—	—	—	—	—	
447	Gasoline stations	104	393	1 481	16	5	6	5	—	—	—	—	—	—	
4471	Gasoline stations	104	393	1 481	16	5	6	5	—	—	—	—	—	—	
448	Clothing & clothing accessories stores	415	1 623	8 791	29	9	8	6	4	2	—	—	—	—	
4481	Clothing stores	332	1 292	7 331	19	4	6	5	2	2	—	—	—	—	
44812	Women's clothing stores	106	412	1 854	7	1	1	3	2	—	—	—	—	—	
448120	Women's clothing stores	106	412	1 854	7	1	1	3	2	—	—	—	—	—	
44814	Family clothing stores	(C)	(D)	(D)	3	1	—	1	—	1	—	—	—	—	
451	Sporting goods, hobby, book & music stores	130	338	1 524	14	6	2	5	1	—	—	—	—	—	
453	Miscellaneous store retailers	313	745	3 297	33	8	15	8	2	—	—	—	—	—	
4532	Office supplies, stationery & gift stores	(C)	(D)	(D)	20	4	10	4	2	—	—	—	—	—	
45322	Gift, novelty & souvenir stores	180	390	1 837	18	3	10	4	1	—	—	—	—	—	
453220	Gift, novelty & souvenir stores	180	390	1 837	18	3	10	4	1	—	—	—	—	—	
<b>48-49</b>	<b>Transportation &amp; warehousing</b>	<b>(A)</b>	<b>(D)</b>	<b>(D)</b>	<b>3</b>	<b>3</b>	—	—	—	—	—	—	—	—	
<b>51</b>	<b>Information</b>	<b>279</b>	<b>2 022</b>	<b>7 302</b>	<b>11</b>	<b>2</b>	<b>3</b>	<b>1</b>	<b>3</b>	<b>1</b>	<b>1</b>	—	—	—	
511	Publishing industries	(C)	(D)	(D)	2	—	—	—	—	—	1	1	—	—	
5111	Newspaper, periodical, book, database publishers	(C)	(D)	(D)	1	—	—	—	—	—	—	1	—	—	
51111	Newspaper publishers	(C)	(D)	(D)	1	—	—	—	—	—	—	1	—	—	

Note: Employment-size classes are indicated as follows: A—0 to 19; B—20 to 99; C—100 to 249; E—250 to 499; F—500 to 999; G—1,000 to 2,499; H—2,500 to 4,999; I—5,000 to 9,999; J—10,000 to 24,999; K—25,000 to 49,999; L—50,000 to 99,999; M—100,000 or more.

**Table 6. Counties—Employees, Payroll, and Establishments by Industry: 1999—Con.**

[Excludes most government employees, railroad employees, and self-employed persons. Size class 1 to 4 includes establishments with payroll, but no employees, during mid-March pay period. (D) denotes figures withheld to avoid disclosing data for individual companies; the data are included in broader industry totals. Detailed industries with 100 or more employees are shown if industry was not a (D). For explanation of terms, abbreviations, and data reliability/comparability, see introductory text]

NAICS code	Industry	Number of employees for week including March 12	Payroll (\$1,000)		Total number of establishments	Number of establishments by employment-size class								
			First quarter	Annual		1 to 4	5 to 9	10 to 19	20 to 49	50 to 99	100 to 249	250 to 499	500 to 999	1,000 or more
<b>WILLIAMSBURG (IC)—Con.</b>														
<b>52</b>	<b>Finance &amp; insurance</b> .....	<b>293</b>	<b>2 849</b>	<b>11 525</b>	<b>53</b>	<b>30</b>	<b>15</b>	<b>6</b>	<b>2</b>	—	—	—	—	—
522	Credit intermediation & related activities .....	180	1 427	5 375	25	8	11	5	1	—	—	—	—	—
5221	Depository credit intermediation .....	161	1 130	4 214	19	4	9	5	1	—	—	—	—	—
52211	Commercial banking .....	141	1 030	3 807	16	3	8	4	1	—	—	—	—	—
522110	Commercial banking .....	141	1 030	3 807	16	3	8	4	1	—	—	—	—	—
<b>53</b>	<b>Real estate &amp; rental &amp; leasing</b> .....	<b>575</b>	<b>3 049</b>	<b>18 985</b>	<b>40</b>	<b>29</b>	<b>7</b>	<b>2</b>	—	—	<b>1</b>	<b>1</b>	—	—
531	Real estate .....	553	2 973	18 626	36	27	6	1	—	—	1	1	—	—
5312	Offices of real estate agents & brokers .....	507	2 635	16 771	20	14	4	—	—	—	1	1	—	—
53121	Offices of real estate agents & brokers .....	507	2 635	16 771	20	14	4	—	—	—	1	1	—	—
531210	Offices of real estate agents & brokers .....	507	2 635	16 771	20	14	4	—	—	—	1	1	—	—
<b>54</b>	<b>Professional, scientific &amp; technical services</b> .....	<b>439</b>	<b>3 462</b>	<b>15 969</b>	<b>56</b>	<b>37</b>	<b>10</b>	<b>5</b>	<b>2</b>	—	—	—	—	—
541	Professional, scientific & technical services .....	439	3 462	15 969	56	37	10	5	2	2	—	—	—	—
5413	Architectural, engineering & related services .....	109	1 062	4 908	13	5	4	3	1	—	—	—	—	—
5416	Management, sci & tech consulting services .....	108	749	3 862	8	7	—	—	—	1	—	—	—	—
5419	Oth professional, scientific, technical services .....	119	648	2 565	6	3	1	1	—	1	—	—	—	—
54199	All oth prof, scientific & technical services .....	(C)	(D)	(D)	3	1	1	—	—	1	—	—	—	—
<b>55</b>	<b>Management of companies &amp; enterprises</b> .....	<b>(C)</b>	<b>(D)</b>	<b>(D)</b>	<b>4</b>	<b>3</b>	—	—	—	—	<b>1</b>	—	—	—
551	Management of companies & enterprises .....	(C)	(D)	(D)	4	3	—	—	—	—	1	—	—	—
5511	Management of companies & enterprises .....	(C)	(D)	(D)	4	3	—	—	—	—	1	—	—	—
55111	Management of companies & enterprises .....	(C)	(D)	(D)	4	3	—	—	—	—	1	—	—	—
<b>56</b>	<b>Admin, support, waste mgt, remediation services</b> .....	<b>1 098</b>	<b>4 406</b>	<b>19 168</b>	<b>39</b>	<b>21</b>	<b>8</b>	<b>5</b>	<b>2</b>	<b>2</b>	—	—	<b>1</b>	—
561	Administrative & support services .....	(G)	(D)	(D)	37	20	8	4	2	2	—	—	1	—
5611	Office administrative services .....	867	3 284	14 557	8	5	—	—	1	1	—	—	1	—
56111	Office administrative services .....	867	3 284	14 557	8	5	—	—	1	1	—	—	1	—
561110	Office administrative services .....	867	3 284	14 557	8	5	—	—	1	1	—	—	1	—
5617	Services to buildings & dwellings .....	103	393	1 551	15	7	4	3	1	—	—	—	—	—
<b>61</b>	<b>Educational services</b> .....	<b>(B)</b>	<b>(D)</b>	<b>(D)</b>	<b>5</b>	<b>4</b>	—	—	—	<b>1</b>	—	—	—	—
<b>62</b>	<b>Health care and social assistance</b> .....	<b>3 166</b>	<b>22 885</b>	<b>99 260</b>	<b>67</b>	<b>27</b>	<b>17</b>	<b>9</b>	<b>8</b>	<b>2</b>	<b>2</b>	—	<b>1</b>	<b>1</b>
621	Ambulatory health care services .....	416	4 847	23 445	51	21	17	7	6	—	—	—	—	—
6211	Offices of physicians .....	187	3 252	15 919	24	11	7	3	3	—	—	—	—	—
62111	Offices of physicians .....	187	3 252	15 919	24	11	7	3	3	—	—	—	—	—
621111	Offices of physicians (exc mental health) .....	187	3 252	15 919	24	11	7	3	3	—	—	—	—	—
622	Hospitals .....	(G)	(D)	(D)	2	—	—	—	—	—	—	—	1	1
6221	General medical & surgical hospitals .....	(F)	(D)	(D)	1	—	—	—	—	—	—	—	1	—
62211	General medical & surgical hospitals .....	(F)	(D)	(D)	1	—	—	—	—	—	—	—	1	—
6222	Psychiatric & substance abuse hospitals .....	(G)	(D)	(D)	1	—	—	—	—	—	—	—	—	1
62221	Psychiatric & substance abuse hospitals .....	(G)	(D)	(D)	1	—	—	—	—	—	—	—	—	1
623	Nursing & residential care facilities .....	346	1 090	4 700	4	—	—	1	1	—	2	—	—	—
6231	Nursing care facilities .....	(C)	(D)	(D)	1	—	—	—	—	—	1	—	—	—
62311	Nursing care facilities .....	(C)	(D)	(D)	1	—	—	—	—	—	1	—	—	—
6233	Community care facilities for the elderly .....	(C)	(D)	(D)	3	—	—	1	1	—	1	—	—	—
62331	Community care facilities for the elderly .....	(C)	(D)	(D)	3	—	—	1	1	—	1	—	—	—
624	Social assistance .....	(C)	(D)	(D)	10	6	—	1	1	2	—	—	—	—
6241	Individual & family services .....	(C)	(D)	(D)	5	3	—	—	1	1	—	—	—	—
<b>71</b>	<b>Arts, entertainment &amp; recreation</b> .....	<b>1 678</b>	<b>10 125</b>	<b>46 422</b>	<b>16</b>	<b>7</b>	<b>3</b>	<b>1</b>	<b>2</b>	<b>2</b>	—	—	—	<b>1</b>
712	Museums, historical sites & like institutions .....	(G)	(D)	(D)	1	—	—	—	—	—	—	—	—	1
7121	Museums, historical sites & like institutions .....	(G)	(D)	(D)	1	—	—	—	—	—	—	—	—	1
71211	Museums .....	(G)	(D)	(D)	1	—	—	—	—	—	—	—	—	1
713	Amusement, gambling & recreation industries .....	(C)	(D)	(D)	12	5	3	1	2	1	—	—	—	—
7139	Other amusement & recreation industries .....	(C)	(D)	(D)	11	5	2	1	2	1	—	—	—	—
71394	Fitness & recreational sports centers .....	(C)	(D)	(D)	7	3	2	—	1	1	—	—	—	—
<b>72</b>	<b>Accommodation &amp; food services</b> .....	<b>3 784</b>	<b>9 918</b>	<b>51 315</b>	<b>141</b>	<b>37</b>	<b>25</b>	<b>23</b>	<b>35</b>	<b>15</b>	<b>4</b>	<b>2</b>	—	—
721	Accommodation .....	1 717	5 118	26 585	51	12	10	10	11	4	2	2	—	—
7211	Traveler accommodation .....	(G)	(D)	(D)	50	11	10	10	11	4	2	2	—	—
72111	Hotels (exc casino hotels) & motels .....	1 706	5 092	26 407	47	9	9	10	11	4	2	2	—	—
721110	Hotels (exc casino hotels) & motels .....	1 706	5 092	26 407	47	9	9	10	11	4	2	2	—	—
722	Food services & drinking places .....	2 067	4 800	24 730	90	25	15	13	24	11	2	—	—	—
7221	Full-service restaurants .....	1 499	3 268	17 648	55	13	10	5	15	11	1	—	—	—
72211	Full-service restaurants .....	1 499	3 268	17 648	55	13	10	5	15	11	1	—	—	—
722110	Full-service restaurants .....	1 499	3 268	17 648	55	13	10	5	15	11	1	—	—	—
7222	Limited-service eating places .....	(E)	(D)	(D)	31	11	3	8	9	—	—	—	—	—
72221	Limited-service eating places .....	(E)	(D)	(D)	31	11	3	8	9	—	—	—	—	—
722211	Limited-service restaurants .....	366	755	3 462	22	5	2	7	8	—	—	—	—	—
7223	Special food services .....	(C)	(D)	(D)	4	1	2	—	—	—	1	—	—	—
72231	Food service contractors .....	(C)	(D)	(D)	3	1	1	—	—	—	1	—	—	—

Note: Employment-size classes are indicated as follows: A—0 to 19; B—20 to 99; C—100 to 249; E—250 to 499; F—500 to 999; G—1,000 to 2,499; H—2,500 to 4,999; I—5,000 to 9,999; J—10,000 to 24,999; K—25,000 to 49,999; L—50,000 to 99,999; M—100,000 or more.

**Table 6. Counties—Employees, Payroll, and Establishments by Industry: 1999—Con.**

[Excludes most government employees, railroad employees, and self-employed persons. Size class 1 to 4 includes establishments with payroll, but no employees, during mid-March pay period. (D) denotes figures withheld to avoid disclosing data for individual companies; the data are included in broader industry totals. Detailed industries with 100 or more employees are shown if industry was not a (D). For explanation of terms, abbreviations, and data reliability/comparability, see introductory text]

NAICS code	Industry	Number of employees for week including March 12	Payroll (\$1,000)		Total number of establishments	Number of establishments by employment-size class								
			First quarter	Annual		1 to 4	5 to 9	10 to 19	20 to 49	50 to 99	100 to 249	250 to 499	500 to 999	1,000 or more
<b>WILLIAMSBURG (IC)—Con.</b>														
<b>81</b>	<b>Other services (except public administration)</b>	<b>643</b>	<b>2 761</b>	<b>12 140</b>	<b>67</b>	<b>39</b>	<b>11</b>	<b>10</b>	<b>5</b>	<b>1</b>	<b>1</b>			
812	Personal & laundry services	152	499	2 263	24	10	9	5						
813	Religious, grantmaking, civic, prof & like organizations	404	2 030	9 007	28	17	2	3	4	1	1			
8131	Religious organizations	(E)	(D)	(D)	20	11	2	2	4	1				
81311	Religious organizations	(E)	(D)	(D)	20	11	2	2	4	1				
8139	Business, labor, political, like organizations	(C)	(D)	(D)	5	3		1			1			
81391	Business associations	(C)	(D)	(D)	3	1		1			1			
<b>99</b>	<b>Unclassified establishments</b>	<b>16</b>	<b>13</b>	<b>298</b>	<b>16</b>	<b>15</b>		<b>1</b>						
<b>WINCHESTER (IC)</b>														
	<b>Total</b>	<b>23 205</b>	<b>145 101</b>	<b>632 328</b>	<b>1 220</b>	<b>596</b>	<b>252</b>	<b>189</b>	<b>115</b>	<b>40</b>	<b>17</b>	<b>4</b>	<b>5</b>	<b>2</b>
<b>11</b>	<b>Forestry, fishing, hunting, and agriculture support</b>	<b>(A)</b>	<b>(D)</b>	<b>(D)</b>	<b>2</b>	<b>1</b>	<b>1</b>							
<b>22</b>	<b>Utilities</b>	<b>(A)</b>	<b>(D)</b>	<b>(D)</b>	<b>1</b>	<b>1</b>								
<b>23</b>	<b>Construction</b>	<b>590</b>	<b>3 207</b>	<b>14 669</b>	<b>83</b>	<b>51</b>	<b>14</b>	<b>9</b>	<b>8</b>	<b>1</b>				
233	Building, developing & general contracting	(C)	(D)	(D)	32	26	2	2	1	1				
2332	Residential building construction	(C)	(D)	(D)	29	24	2	2	1					
235	Special trade contractors	390	2 111	9 414	50	25	12	6	7					
2353	Electrical contractors	126	765	3 362	9	4		1	4					
23531	Electrical contractors	126	765	3 362	9	4		1	4					
235310	Electrical contractors	126	765	3 362	9	4		1	4					
<b>31-33</b>	<b>Manufacturing</b>	<b>7 025</b>	<b>57 446</b>	<b>244 148</b>	<b>43</b>	<b>7</b>	<b>3</b>	<b>6</b>	<b>6</b>	<b>6</b>	<b>7</b>	<b>4</b>	<b>3</b>	<b>1</b>
311	Food mfg	645	4 684	20 874	4	1					2	1		
3114	Fruit & veg preserving & specialty food mfg	(E)	(D)	(D)	1							1		
31142	Fruit & veg canning, pickling & drying	(E)	(D)	(D)	1							1		
3118	Bakeries & tortilla mfg	(E)	(D)	(D)	3	1					2			
31182	Cookie, cracker & pasta mfg	(E)	(D)	(D)	2						2			
321	Wood product mfg	293	2 716	14 773	3				1	1	1			
3211	Sawmills & wood preservation	(C)	(D)	(D)	1						1			
32111	Sawmills & wood preservation	(C)	(D)	(D)	1						1			
3219	Other wood product mfg	(C)	(D)	(D)	2				1	1				
326	Plastics & rubber products mfg	2 113	17 646	71 709	4				1		1		1	1
3261	Plastics product mfg	(G)	(D)	(D)	3						1		1	1
32616	Plastics bottle mfg	(C)	(D)	(D)	1						1			
32619	Other plastics product mfg	(G)	(D)	(D)	2								1	1
332	Fabricated metal product mfg	234	1 432	6 909	6	1		2		3				
3323	Architectural & structural metals mfg	(C)	(D)	(D)	3			1		2				
33232	Ornamental & architectural metal prod mfg	(C)	(D)	(D)	2					2				
333	Machinery mfg	(E)	(D)	(D)	2						2			
3334	HVAC & commercial refrigeration equipment mfg	(C)	(D)	(D)	1						1			
33341	HVAC & commercial refrigeration equipment mfg	(C)	(D)	(D)	1						1			
3339	Other general purpose machinery mfg	(C)	(D)	(D)	1						1			
33392	Material handling equipment mfg	(C)	(D)	(D)	1						1			
335	Electrical equip, appliance & component mfg	(E)	(D)	(D)	1							1		
3351	Electric lighting equipment mfg	(E)	(D)	(D)	1							1		
33511	Electric lamp bulb & part mfg	(E)	(D)	(D)	1							1		
336	Transportation equipment mfg	2 034	16 699	69 443	3							1	2	
3362	Motor vehicle body & trailer mfg	(E)	(D)	(D)	1							1		
33621	Motor vehicle body & trailer mfg	(E)	(D)	(D)	1							1		
3363	Motor vehicle parts mfg	(G)	(D)	(D)	2								2	
33634	Motor vehicle brake system mfg	(F)	(D)	(D)	1								1	
33636	Motor vehicle seating & interior trim mfg	(F)	(D)	(D)	1								1	
337	Furniture & related product mfg	506	3 684	15 838	5	1		1	1		1	1		
3371	HH & institutional furniture & kitchen cabinet mfg	(E)	(D)	(D)	4	1			1		1	1		
33711	Wood kitchen cabinet & countertop mfg	(C)	(D)	(D)	2				1		1			
33712	Household & institutional furniture mfg	(E)	(D)	(D)	2	1						1		
<b>42</b>	<b>Wholesale trade</b>	<b>460</b>	<b>2 742</b>	<b>11 430</b>	<b>37</b>	<b>18</b>	<b>7</b>	<b>5</b>	<b>4</b>	<b>3</b>				
421	Wholesale trade, durable goods	159	1 238	5 349	22	11	6	3	2					
422	Wholesale trade, nondurable goods	301	1 504	6 081	15	7	1	2	2	3				
4224	Grocery & related product whse	178	1 057	4 516	7	2	1	1	1	2				
42243	Dairy product (exc dried or canned) whse	117	666	2 971	4		1	1	1	1				
422430	Dairy product (exc dried or canned) whse	117	666	2 971	4		1	1	1	1				

Note: Employment-size classes are indicated as follows: A—0 to 19; B—20 to 99; C—100 to 249; E—250 to 499; F—500 to 999; G—1,000 to 2,499; H—2,500 to 4,999; I—5,000 to 9,999; J—10,000 to 24,999; K—25,000 to 49,999; L—50,000 to 99,999; M—100,000 or more.

**Table 6. Counties—Employees, Payroll, and Establishments by Industry: 1999—Con.**

[Excludes most government employees, railroad employees, and self-employed persons. Size class 1 to 4 includes establishments with payroll, but no employees, during mid-March pay period. (D) denotes figures withheld to avoid disclosing data for individual companies; the data are included in broader industry totals. Detailed industries with 100 or more employees are shown if industry was not a (D). For explanation of terms, abbreviations, and data reliability/comparability, see introductory text]

NAICS code	Industry	Number of employees for week including March 12	Payroll (\$1,000)		Total number of establishments	Number of establishments by employment-size class									
			First quarter	Annual		1 to 4	5 to 9	10 to 19	20 to 49	50 to 99	100 to 249	250 to 499	500 to 999	1,000 or more	
<b>WINCHESTER (IC)—Con.</b>															
<b>44-45</b>	<b>Retail trade</b> .....	<b>4 139</b>	<b>17 409</b>	<b>71 938</b>	<b>291</b>	<b>116</b>	<b>80</b>	<b>58</b>	<b>20</b>	<b>11</b>	<b>5</b>	—	<b>1</b>	—	
441	Motor vehicle & parts dealers .....	680	4 117	18 637	46	19	8	9	6	4	—	—	—	—	
4411	Automobile dealers (E) (D) .....	293	2 138	10 000	20	11	1	2	3	3	—	—	—	—	
44111	New car dealers .....	293	2 138	10 000	10	2	1	1	3	3	—	—	—	—	
441110	New car dealers .....	293	2 138	10 000	10	2	1	1	3	3	—	—	—	—	
4413	Automotive parts, accessories & tire stores .....	344	1 760	7 567	24	7	7	6	3	1	—	—	—	—	
44131	Automotive parts, accessories & tire stores .....	270	1 288	5 285	16	3	5	5	2	1	—	—	—	—	
441310	Automotive parts, accessories & tire stores .....	270	1 288	5 285	16	3	5	5	2	1	—	—	—	—	
442	Furniture & home furnishing stores .....	175	830	3 758	21	10	4	5	2	—	—	—	—	—	
443	Electronics & appliance stores .....	123	567	2 432	17	8	6	2	1	—	—	—	—	—	
4431	Electronics & appliance stores .....	123	567	2 432	17	8	6	2	1	—	—	—	—	—	
444	Bldg material & garden equip & supp dealers .....	277	2 022	6 561	12	2	3	5	1	—	1	—	—	—	
4441	Building material & supplies dealers .....	249	1 856	5 956	9	2	1	4	1	—	1	—	—	—	
44411	Home centers (C) (D) .....	(C)	(D)	(D)	1	—	—	—	—	—	1	—	—	—	
445	Food & beverage stores .....	479	1 716	7 138	19	10	3	—	1	4	1	—	—	—	
4451	Grocery stores .....	438	1 492	6 245	11	4	2	—	—	4	1	—	—	—	
44511	Grocery (except convenience) stores (E) (D) .....	(E)	(D)	(D)	6	1	—	—	—	4	1	—	—	—	
446	Health & personal care stores .....	181	793	3 476	27	9	13	4	1	—	—	—	—	—	
4461	Health & personal care stores .....	181	793	3 476	27	9	13	4	1	—	—	—	—	—	
447	Gasoline stations .....	167	580	2 524	19	5	4	9	1	—	—	—	—	—	
4471	Gasoline stations .....	167	580	2 524	19	5	4	9	1	—	—	—	—	—	
44711	Gasoline stations with convenience stores .....	151	524	2 286	14	1	3	9	1	—	—	—	—	—	
447110	Gasoline stations with convenience stores .....	151	524	2 286	14	1	3	9	1	—	—	—	—	—	
448	Clothing & clothing accessories stores .....	330	1 023	4 426	44	16	11	16	1	—	—	—	—	—	
4481	Clothing stores .....	236	529	2 538	28	7	8	12	1	—	—	—	—	—	
451	Sporting goods, hobby, book & music stores .....	196	526	2 303	21	6	10	2	3	—	—	—	—	—	
4511	Sporting goods, hobby, musical instrument stores .....	119	378	1 667	13	4	7	—	2	—	—	—	—	—	
452	General merchandise stores .....	1 228	4 296	16 363	11	1	2	1	—	3	3	—	1	—	
4521	Department stores (F) (D) .....	(F)	(D)	(D)	6	—	—	—	—	3	3	—	—	—	
45211	Department stores (F) (D) .....	(F)	(D)	(D)	6	—	—	—	—	3	3	—	—	—	
4529	Other general merchandise stores .....	(F)	(D)	(D)	5	1	2	1	—	—	—	—	1	—	
45291	Warehouse clubs & superstores (F) (D) .....	(F)	(D)	(D)	1	—	—	—	—	—	—	—	1	—	
453	Miscellaneous store retailers .....	247	647	3 136	48	27	15	4	2	—	—	—	—	—	
4532	Office supplies, stationery & gift stores (C) (D) .....	(C)	(D)	(D)	17	7	6	3	1	—	—	—	—	—	
<b>48-49</b>	<b>Transportation &amp; warehousing</b> .....	<b>214</b>	<b>1 354</b>	<b>5 848</b>	<b>18</b>	<b>9</b>	<b>1</b>	<b>4</b>	<b>3</b>	<b>1</b>	—	—	—	—	
484	Truck transportation .....	135	875	3 766	13	8	1	2	1	1	—	—	—	—	
4841	General freight trucking .....	112	777	3 327	8	4	1	1	1	1	—	—	—	—	
<b>51</b>	<b>Information</b> .....	<b>333</b>	<b>1 965</b>	<b>7 717</b>	<b>19</b>	<b>8</b>	<b>1</b>	<b>4</b>	<b>5</b>	—	<b>1</b>	—	—	—	
511	Publishing industries .....	110	777	3 166	6	5	—	—	—	—	1	—	—	—	
5111	Newspaper, periodical, book, database publishers .....	110	777	3 166	6	5	—	—	—	—	1	—	—	—	
51111	Newspaper publishers (C) (D) .....	(C)	(D)	(D)	2	1	—	—	—	—	1	—	—	—	
513	Broadcasting & telecommunications .....	115	934	3 392	8	2	1	3	2	—	—	—	—	—	
<b>52</b>	<b>Finance &amp; insurance</b> .....	<b>621</b>	<b>5 171</b>	<b>22 344</b>	<b>89</b>	<b>49</b>	<b>26</b>	<b>8</b>	<b>4</b>	<b>2</b>	—	—	—	—	
522	Credit intermediation & related activities .....	478	3 852	16 213	54	20	23	7	2	2	—	—	—	—	
5221	Depository credit intermediation .....	332	2 197	9 899	35	12	15	6	—	2	—	—	—	—	
52211	Commercial banking .....	316	2 117	9 380	31	10	13	6	—	2	—	—	—	—	
522110	Commercial banking .....	316	2 117	9 380	31	10	13	6	—	2	—	—	—	—	
5222	Nondepository credit intermediation .....	126	1 532	5 960	15	6	6	1	2	—	—	—	—	—	
52229	Other nondepository credit intermediation .....	126	1 532	5 960	15	6	6	1	2	—	—	—	—	—	
522292	Real estate credit .....	113	1 438	5 549	12	4	5	1	2	—	—	—	—	—	
<b>53</b>	<b>Real estate &amp; rental &amp; leasing</b> .....	<b>229</b>	<b>1 257</b>	<b>6 164</b>	<b>52</b>	<b>37</b>	<b>9</b>	<b>4</b>	<b>2</b>	—	—	—	—	—	
531	Real estate .....	175	999	5 166	43	33	7	1	2	—	—	—	—	—	
5311	Lessors of real estate .....	108	651	3 392	24	17	5	1	1	—	—	—	—	—	
<b>54</b>	<b>Professional, scientific &amp; technical services</b> .....	<b>562</b>	<b>4 280</b>	<b>23 038</b>	<b>103</b>	<b>66</b>	<b>22</b>	<b>11</b>	<b>3</b>	<b>1</b>	—	—	—	—	
541	Professional, scientific & technical services .....	562	4 280	23 038	103	66	22	11	3	1	—	—	—	—	
5411	Legal services .....	165	1 151	6 196	40	26	11	3	—	—	—	—	—	—	
54111	Offices of lawyers .....	152	1 076	5 896	37	24	10	3	—	—	—	—	—	—	
541110	Offices of lawyers .....	152	1 076	5 896	37	24	10	3	—	—	—	—	—	—	
5412	Accounting, tax prep, bookkeep, payroll services .....	124	1 087	6 092	17	10	4	2	—	1	—	—	—	—	
54121	Accounting, tax prep, bookkeep, payroll services .....	124	1 087	6 092	17	10	4	2	—	1	—	—	—	—	
<b>55</b>	<b>Management of companies &amp; enterprises</b> .....	<b>92</b>	<b>2 495</b>	<b>6 655</b>	<b>8</b>	<b>3</b>	<b>1</b>	<b>2</b>	<b>2</b>	—	—	—	—	—	

Note: Employment-size classes are indicated as follows: A—0 to 19; B—20 to 99; C—100 to 249; E—250 to 499; F—500 to 999; G—1,000 to 2,499; H—2,500 to 4,999; I—5,000 to 9,999; J—10,000 to 24,999; K—25,000 to 49,999; L—50,000 to 99,999; M—100,000 or more.

**Table 6. Counties—Employees, Payroll, and Establishments by Industry: 1999—Con.**

[Excludes most government employees, railroad employees, and self-employed persons. Size class 1 to 4 includes establishments with payroll, but no employees, during mid-March pay period. (D) denotes figures withheld to avoid disclosing data for individual companies; the data are included in broader industry totals. Detailed industries with 100 or more employees are shown if industry was not a (D). For explanation of terms, abbreviations, and data reliability/comparability, see introductory text]

NAICS code	Industry	Number of employees for week including March 12	Payroll (\$1,000)		Total number of establishments	Number of establishments by employment-size class									
			First quarter	Annual		1 to 4	5 to 9	10 to 19	20 to 49	50 to 99	100 to 249	250 to 499	500 to 999	1,000 or more	
<b>WINCHESTER (IC)—Con.</b>															
<b>56</b>	<b>Admin, support, waste mgt, remediation services</b>	<b>934</b>	<b>3 755</b>	<b>16 190</b>	<b>51</b>	<b>23</b>	<b>11</b>	<b>6</b>	<b>4</b>	<b>5</b>	<b>2</b>				
561	Administrative & support services	(F)	(D)	(D)	49	22	11	5	4	5	2				
5613	Employment services	409	1 409	7 085	10	2	2		1	5					
56132	Temporary help services	(E)	(D)	(D)	9	1	2		1	5					
5616	Investigation & security services	(C)	(D)	(D)	3	2					1				
56161	Investigation, guard & armored car services	(C)	(D)	(D)	3	2					1				
5617	Services to buildings & dwellings	272	1 101	4 247	24	14	3	4	2		1				
56172	Janitorial services	108	258	1 159	11	6	1	2	2						
561720	Janitorial services	108	258	1 159	11	6	1	2	2						
56173	Landscaping services	144	758	2 661	9	6	1	1			1				
561730	Landscaping services	144	758	2 661	9	6	1	1			1				
<b>61</b>	<b>Educational services</b>	<b>1 156</b>	<b>4 801</b>	<b>19 907</b>	<b>19</b>	<b>7</b>	<b>2</b>	<b>5</b>	<b>4</b>				<b>1</b>		
611	Educational services	1 156	4 801	19 907	19	7	2	5	4				1		
6113	Colleges, universities & professional schools	(F)	(D)	(D)	1								1		
61131	Colleges, universities & professional schools	(F)	(D)	(D)	1								1		
6116	Other schools & instruction	(C)	(D)	(D)	13	5	2	4	2						
61169	All other schools & instruction	(C)	(D)	(D)	11	4	2	3	2						
<b>62</b>	<b>Health care and social assistance</b>	<b>4 173</b>	<b>31 848</b>	<b>149 879</b>	<b>155</b>	<b>78</b>	<b>30</b>	<b>28</b>	<b>14</b>	<b>2</b>	<b>2</b>			<b>1</b>	
621	Ambulatory health care services	1 174	11 464	61 501	122	67	20	19	13	2	1				
6211	Offices of physicians	766	8 520	47 405	63	34	7	10	9	2	1				
62111	Offices of physicians	766	8 520	47 405	63	34	7	10	9	2	1				
621111	Offices of physicians (exc mental health)	761	8 479	47 171	60	31	7	10	9	2	1				
6212	Offices of dentists	129	906	4 797	20	9	6	5							
62121	Offices of dentists	129	906	4 797	20	9	6	5							
621210	Offices of dentists	129	906	4 797	20	9	6	5							
6213	Offices of other health practitioners	(C)	(D)	(D)	28	20	5	2	1						
622	Hospitals	(H)	(D)	(D)	1									1	
6221	General medical & surgical hospitals	(H)	(D)	(D)	1									1	
62211	General medical & surgical hospitals	(H)	(D)	(D)	1									1	
623	Nursing & residential care facilities	(E)	(D)	(D)	13		7	4	1		1				
6231	Nursing care facilities	(C)	(D)	(D)	1						1				
62311	Nursing care facilities	(C)	(D)	(D)	1						1				
624	Social assistance	(C)	(D)	(D)	19	11	3	5							
<b>71</b>	<b>Arts, entertainment &amp; recreation</b>	<b>153</b>	<b>411</b>	<b>1 820</b>	<b>19</b>	<b>9</b>	<b>6</b>	<b>2</b>	<b>2</b>						
713	Amusement, gambling & recreation industries	106	252	998	12	7	2	1	2						
<b>72</b>	<b>Accommodation &amp; food services</b>	<b>1 647</b>	<b>3 735</b>	<b>16 654</b>	<b>98</b>	<b>30</b>	<b>16</b>	<b>21</b>	<b>25</b>	<b>6</b>					
721	Accommodation	158	406	2 053	9	3	1	1	3	1					
7211	Traveler accommodation	158	406	2 053	9	3	1	1	3	1					
72111	Hotels (exc casino hotels) & motels	158	406	2 053	9	3	1	1	3	1					
721110	Hotels (exc casino hotels) & motels	158	406	2 053	9	3	1	1	3	1					
722	Food services & drinking places	1 489	3 329	14 601	89	27	15	20	22	5					
7221	Full-service restaurants	637	1 619	7 119	38	12	8	9	5	4					
72211	Full-service restaurants	637	1 619	7 119	38	12	8	9	5	4					
722110	Full-service restaurants	637	1 619	7 119	38	12	8	9	5	4					
7222	Limited-service eating places	802	1 542	6 728	42	9	5	11	16	1					
72221	Limited-service eating places	802	1 542	6 728	42	9	5	11	16	1					
722211	Limited-service restaurants	742	1 462	6 428	35	5	4	10	15	1					
<b>81</b>	<b>Other services (except public administration)</b>	<b>845</b>	<b>3 121</b>	<b>13 310</b>	<b>116</b>	<b>68</b>	<b>21</b>	<b>16</b>	<b>9</b>	<b>2</b>					
811	Repair & maintenance	186	1 080	4 835	28	18	4	4	2						
8111	Automotive repair & maintenance	109	542	2 536	22	14	4	4							
812	Personal & laundry services	263	947	3 958	39	20	9	7	3						
8121	Personal care services	139	453	1 855	22	12	5	3	2						
81211	Hair, nail & skin care services	127	442	1 814	19	10	5	2	2						
812112	Beauty salons	127	442	1 814	19	10	5	2	2						
813	Religious, grantmaking, civic, prof & like organizations	396	1 094	4 517	49	30	8	5	4	2					
8131	Religious organizations	297	828	3 310	27	13	6	4	2	2					
81311	Religious organizations	297	828	3 310	27	13	6	4	2	2					
813110	Religious organizations	297	828	3 310	27	13	6	4	2	2					
<b>95</b>	<b>Auxiliaries (exc corporate, subsidiary &amp; regional mgt)</b>	<b>(A)</b>	<b>(D)</b>	<b>(D)</b>	<b>1</b>	<b>1</b>									
<b>99</b>	<b>Unclassified establishments</b>	<b>(A)</b>	<b>(D)</b>	<b>(D)</b>	<b>15</b>	<b>14</b>	<b>1</b>								

Note: Employment-size classes are indicated as follows: A—0 to 19; B—20 to 99; C—100 to 249; E—250 to 499; F—500 to 999; G—1,000 to 2,499; H—2,500 to 4,999; I—5,000 to 9,999; J—10,000 to 24,999; K—25,000 to 49,999; L—50,000 to 99,999; M—100,000 or more.

**Table 6. Counties—Employees, Payroll, and Establishments by Industry: 1999—Con.**

[Excludes most government employees, railroad employees, and self-employed persons. Size class 1 to 4 includes establishments with payroll, but no employees, during mid-March pay period. (D) denotes figures withheld to avoid disclosing data for individual companies; the data are included in broader industry totals. Detailed industries with 100 or more employees are shown if industry was not a (D). For explanation of terms, abbreviations, and data reliability/comparability, see introductory text]

NAICS code	Industry	Number of employees for week including March 12	Payroll (\$1,000)		Total number of establishments	Number of establishments by employment-size class								
			First quarter	Annual		1 to 4	5 to 9	10 to 19	20 to 49	50 to 99	100 to 249	250 to 499	500 to 999	1,000 or more
<b>STATEWIDE</b>														
	<b>Total .....</b>	<b>1 359</b>	<b>10 601</b>	<b>47 669</b>	<b>37</b>	<b>22</b>	<b>3</b>	<b>4</b>	<b>5</b>	<b>1</b>	<b>-</b>	<b>1</b>	<b>1</b>	<b>-</b>
21	<b>Mining .....</b>	<b>151</b>	<b>1 168</b>	<b>5 461</b>	<b>7</b>	<b>2</b>	<b>-</b>	<b>1</b>	<b>3</b>	<b>1</b>	<b>-</b>	<b>-</b>	<b>-</b>	<b>-</b>
213	Mining support activities .....	(C)	(D)	(D)	5	2	-	-	2	1	-	-	-	-
2131	Mining support activities .....	(C)	(D)	(D)	5	2	-	-	2	1	-	-	-	-
21311	Mining support activities .....	(C)	(D)	(D)	5	2	-	-	2	1	-	-	-	-
23	<b>Construction .....</b>	<b>(E)</b>	<b>(D)</b>	<b>(D)</b>	<b>3</b>	<b>1</b>	<b>1</b>	<b>-</b>	<b>-</b>	<b>-</b>	<b>-</b>	<b>1</b>	<b>-</b>	<b>-</b>
233	Building, developing & general contracting .....	(E)	(D)	(D)	3	1	1	-	-	-	-	1	-	-
2333	Nonresidential building construction .....	(E)	(D)	(D)	2	-	1	-	-	-	-	1	-	-
23332	Commercial & institutional bldg construction ..	(E)	(D)	(D)	2	-	1	-	-	-	-	1	-	-
42	<b>Wholesale trade .....</b>	<b>46</b>	<b>929</b>	<b>3 127</b>	<b>6</b>	<b>4</b>	<b>-</b>	<b>1</b>	<b>1</b>	<b>-</b>	<b>-</b>	<b>-</b>	<b>-</b>	<b>-</b>
51	<b>Information .....</b>	<b>(A)</b>	<b>(D)</b>	<b>(D)</b>	<b>2</b>	<b>2</b>	<b>-</b>	<b>-</b>	<b>-</b>	<b>-</b>	<b>-</b>	<b>-</b>	<b>-</b>	<b>-</b>
52	<b>Finance &amp; insurance .....</b>	<b>(B)</b>	<b>(D)</b>	<b>(D)</b>	<b>10</b>	<b>8</b>	<b>1</b>	<b>1</b>	<b>-</b>	<b>-</b>	<b>-</b>	<b>-</b>	<b>-</b>	<b>-</b>
53	<b>Real estate &amp; rental &amp; leasing .....</b>	<b>(A)</b>	<b>(D)</b>	<b>(D)</b>	<b>1</b>	<b>1</b>	<b>-</b>	<b>-</b>	<b>-</b>	<b>-</b>	<b>-</b>	<b>-</b>	<b>-</b>	<b>-</b>
54	<b>Professional, scientific &amp; technical services .....</b>	<b>(B)</b>	<b>(D)</b>	<b>(D)</b>	<b>2</b>	<b>1</b>	<b>-</b>	<b>1</b>	<b>-</b>	<b>-</b>	<b>-</b>	<b>-</b>	<b>-</b>	<b>-</b>
56	<b>Admin, support, waste mgt, remediation services .....</b>	<b>(F)</b>	<b>(D)</b>	<b>(D)</b>	<b>5</b>	<b>3</b>	<b>1</b>	<b>-</b>	<b>-</b>	<b>-</b>	<b>-</b>	<b>-</b>	<b>1</b>	<b>-</b>
561	Administrative & support services .....	(F)	(D)	(D)	5	3	1	-	-	-	-	-	1	-
5617	Services to buildings & dwellings .....	(F)	(D)	(D)	1	-	-	-	-	-	-	-	1	-
56173	Landscaping services .....	(F)	(D)	(D)	1	-	-	-	-	-	-	-	1	-
95	<b>Auxiliaries (exc corporate, subsidiary &amp; regional mgt) .....</b>	<b>(B)</b>	<b>(D)</b>	<b>(D)</b>	<b>1</b>	<b>-</b>	<b>-</b>	<b>-</b>	<b>1</b>	<b>-</b>	<b>-</b>	<b>-</b>	<b>-</b>	<b>-</b>

Note: Employment-size classes are indicated as follows: A—0 to 19; B—20 to 99; C—100 to 249; E—250 to 499; F—500 to 999; G—1,000 to 2,499; H—2,500 to 4,999; I—5,000 to 9,999; J—10,000 to 24,999; K—25,000 to 49,999; L—50,000 to 99,999; M—100,000 or more.

## **Description of Publications Issued in Previous Years**

### **1974 through 1997**

Data are provided for mid-March employment, first-quarter and annual payrolls, and establishments, by industry, for each county in the state and, in a separate report, for the United States. Data are included for every industry having a significant number of employees or establishments. Refer to General Explanation for a description of the types of employment covered.

### **1964 through 1973**

Data are provided for first-quarter reporting units, employment, and taxable payrolls for each county and metropolitan area in the state and, in a separate report, for the United States. Data are included for every industry having a significant number of employees or reporting units.

### **1959 and 1962**

Data are provided for first-quarter reporting units, employment, and taxable payrolls for each county in the state and, in a separate report, for the United States. Data are included for every industry having a significant number of employees or reporting units. Data are combined for some counties in eight states.

### **1956**

Data are provided for first-quarter reporting units, employment, and taxable payrolls for each county in the state and, in a separate report, for the United States. Data are included for SIC economic divisions, major groups, and selected three-digit SICs. Data are combined for some counties in eight states.

### **1949 and 1950**

Data are provided for first-quarter manufacturing establishments, employment, and taxable payrolls for each large county in the state and, in a separate report, for the United States. Data are included for manufacturing major industry groups and selected three-digit SICs. Manufacturing totals are included for small counties. Data are combined for some counties in eight states.

### **1947, 1948, 1951, and 1953**

Data are provided for first-quarter reporting units, employment, and taxable payrolls for each large county in the state and, in a separate report, for the United States. Data are included for SIC economic divisions, major groups, and selected three-digit SICs. Economic division totals are included for small counties. Data are combined for some counties in eight states.

### **1946**

Data are provided for first-quarter reporting units, employment, and taxable payrolls for each large county in the state and, in a separate report, for the United States. Data are included for SIC economic divisions and major groups. Economic division totals are included for small counties. Data are combined for some counties in eight states.

### **Availability**

The most recent edition of County Business Patterns can be examined on the Internet at [www.census.gov](http://www.census.gov). Editions prior to 1993 are available in depository libraries for Federal publications, which are conveniently located in all areas of the country.

For information on the coverage of individual series, write to Chief, Economic Planning and Coordination Division, U.S. Census Bureau, Washington, DC 20233.