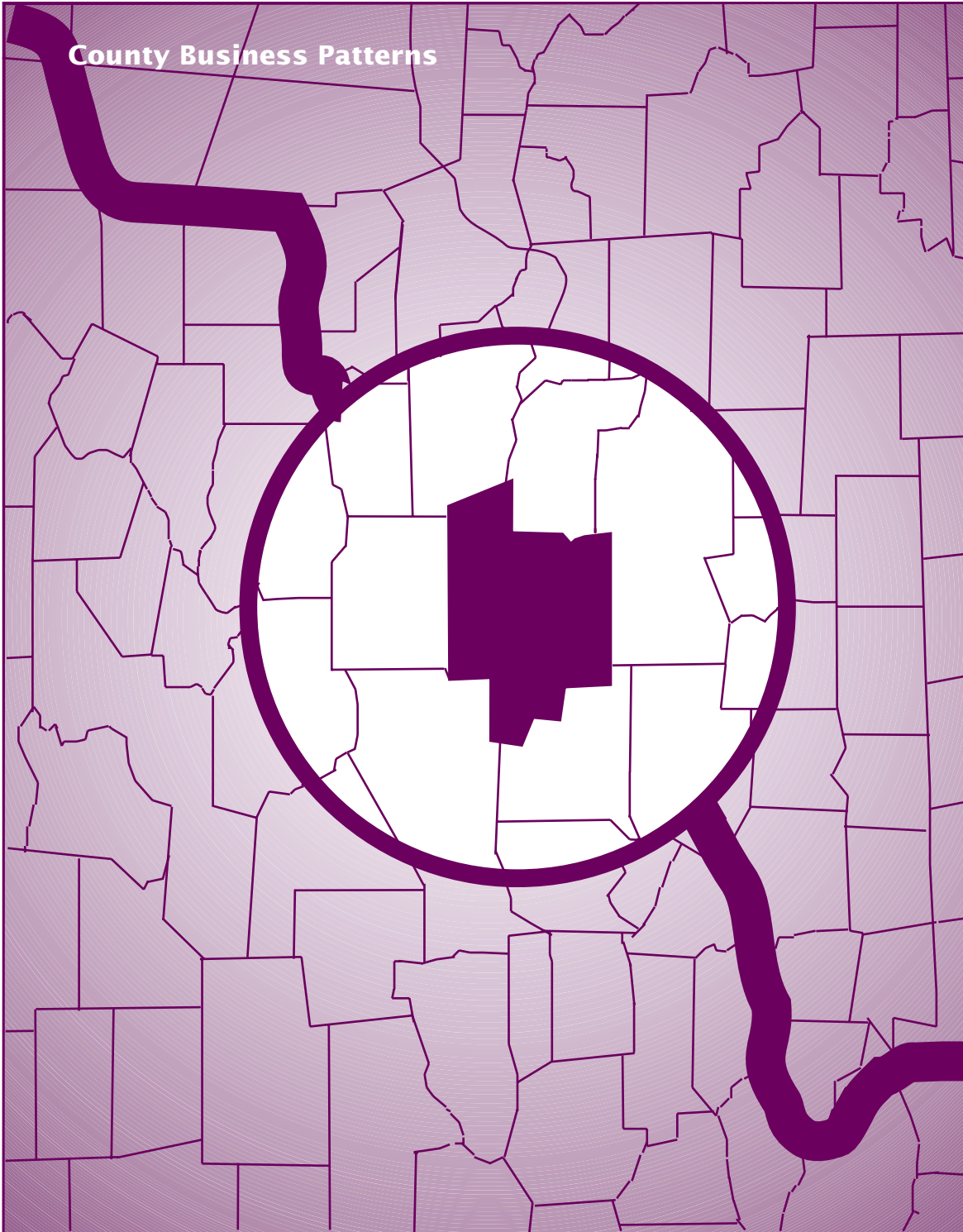


# North Dakota

# 1999

Issued April 2001

CBP/99-36



**USCENSUSBUREAU**

*Helping You Make Informed Decisions*

U.S. Department of Commerce  
Economics and Statistics Administration  
U.S. CENSUS BUREAU



## ACKNOWLEDGMENTS

This report was prepared under the general direction of **Carl A. Konschnik**, Assistant Division Chief for Research and Methodology, Economic Planning and Coordination Division. **Paul Hanczaryk**, Chief, Register Analysis Branch, supervised the preparation of this report and was assisted by **Phil Thompson** and **Gerald Feuer**. **Kasey Dickenson**, **Yolanda Funderburk**, **Mary Green**, **Mary Hogan**, **Marilyn Italiano**, **Alan Pines**, and **Jon Youngman** contributed in resolving establishment processing problems and in data analysis.

Additional data analysis was provided by the staffs of **Lawrence A. Blum**, Assistant Division Chief for Collection Activities, Economic Planning and Coordination Division, assisted by **David Eade**; and **Carlene Bottorff**, Chief, Economic Projects Branch, National Processing Center, assisted by **Marsha Sowders** and **Anita Coomes**. Statistical methodology and quality assurance operations were performed by **Ken Sausman**, **Michael Kornbau**, **Thomas Cevis**, and **Roberta Custard**.

**Steven McCraith**, Chief, Census Related Surveys Branch, Economic Statistical Methods and Programming Division, assisted

by **Dan Vacca**, supervised computer support operations. **Ed Carr** was assigned primary responsibility for programming this report. **Jerry Richards** provided additional support for computer operations.

**David Chapman** of the Economic Statistical Methods and Programming Division contributed to the editing system and provided other methodological improvements.

**Kim D. Ottenstein**, **Bernadette J. Gayle**, and **Laurene V. Qualls** of the Administrative and Customer Services Division, **Walter C. Odom**, Chief, provided publications and printing management, graphics design and composition, and editorial review for print and electronic media. General direction and production management were provided by **Michael G. Garland**, Assistant Chief, and **Gary J. Lauffer**, Chief, Publications Services Branch.

Special acknowledgment is also due the many businesses whose cooperation has contributed to the publication of these data.

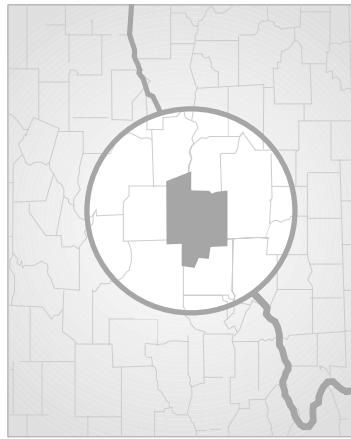
---

# North Dakota 1999

Issued April 2001

CBP/99-36

## County Business Patterns



**U.S. Department of Commerce**  
**Donald L. Evans,**  
Secretary

**Economics  
and Statistics  
Administration**  
**J. Lee Price,**  
Acting Under Secretary for  
Economic Affairs

**U.S. CENSUS BUREAU**  
**William G. Barron, Jr.,**  
Acting Director

---

SUGGESTED CITATION

U.S. Census Bureau,  
County Business Patterns 1999

**NORTH DAKOTA**

Washington, DC, 2000



**Economics  
and Statistics  
Administration**

**J. Lee Price,**  
Acting Under Secretary  
for Economic Affairs



**U.S. CENSUS BUREAU**

**William G. Barron, Jr.,**  
Acting Director

**William G. Barron, Jr.,**  
Deputy Director

**Paula J. Schneider,**  
Principal Associate Director  
for Programs

**Frederick T. Knickerbocker,**  
Associate Director  
for Economic Programs

**Thomas L. Mesenbourg,**  
Assistant Director  
for Economic Programs

**Shirin A. Ahmed,**  
Chief, Economic  
Planning and Coordination  
Division

CONTENTS

GENERAL EXPLANATION

Introduction .....	V
Industry Classifications .....	V
Data Products .....	V
Sources of Data .....	VI
Definitions of Basic Data Items .....	VI
Industry and Geography Classifications .....	VII
Comparability With Other Data .....	VII
Data Withheld From Publication .....	VII
Reliability of Data .....	VII
Abbreviations and Symbols .....	VII
State Map .....	IX

TABLES

1. The State—Establishments, Employees, and Payroll by Major Group: 1999 and 1998 .....	1
2. The State—Employees, Payroll, and Establishments by Industry: 1999 .....	3
3. The State—Employees and Annual Payroll by Employment-Size Class: 1999 .....	26
4. The State—Establishments With 1,000 Employees or More by Major Group and Employment-Size Class: 1999 .....	31
5. The State—Employees, Payroll, and Establishments by County: 1999 and 1998 .....	32
6. Counties—Employees, Payroll, and Establishments by Industry: 1999 .....	33

Description of Pubs Issued in Previous Years—Inside Back Cover

# General Explanation

---

## INTRODUCTION

County Business Patterns is an annual series that provides subnational economic data by industry. The series is useful for studying the economic activity of small areas; analyzing economic changes over time; and as a benchmark for statistical series, surveys, and databases between economic censuses. Businesses use the data for analyzing market potential, measuring the effectiveness of sales and advertising programs, setting sales quotas, and developing budgets. Government agencies use the data for administration and planning.

County Business Patterns covers most of the country's economic activity. The series excludes data on self-employed individuals, employees of private households, railroad employees, agricultural production employees, and most government employees.

This series has been published annually since 1964 and at irregular intervals dating back to 1946. The comparability of data over time may be affected by definitional changes in establishments, activity status, and industrial classifications. For more details on these changes, see the section "Comparability With Other Data."

## INDUSTRY CLASSIFICATIONS

Data from the County Business Patterns series are published primarily on the basis of the North American Industry Classification System (NAICS). Earlier County Business Patterns data were published according to the Standard Industrial Classification (SIC) system. While many of the individual NAICS industries correspond directly to industries as defined under the SIC system, most of the aggregate NAICS groupings do not.

Particular care should be taken in comparing data for retail trade, wholesale trade, and manufacturing, which are sector titles used in both NAICS and SIC, but cover somewhat different groups of industries. For more information on NAICS and changes from the SIC system, go to [www.census.gov/epcd/www/naics.html](http://www.census.gov/epcd/www/naics.html)

The 1999 County Business Patterns series includes the following NAICS sectors:

<i>Sector</i>	<i>Description</i>
11	Forestry, Fishing, Hunting, and Agriculture Support
21	Mining
22	Utilities
23	Construction

<i>Sector</i>	<i>Description</i>
31-33	Manufacturing
42	Wholesale Trade
44-45	Retail Trade
48-49	Transportation and Warehousing
51	Information
52	Finance and Insurance
53	Real Estate and Rental and Leasing
54	Professional, Scientific, and Technical Services
55	Management of Companies and Enterprises
56	Administrative and Support and Waste Management and Remediation Services
61	Educational Services
62	Health Care and Social Assistance
71	Arts, Entertainment, and Recreation
72	Accommodation and Food Services
81	Other Services (except Public Administration)
95	Auxiliaries (except corporate, subsidiary, and regional management)
99	Unclassified

County Business Patterns data are tabulated by industry as defined in the manual entitled *North American Industry Classification System: United States, 1997* with some exceptions. Data for auxiliary establishments (except corporate, subsidiary, and regional managing offices) will be tabulated in a separate category (Sector 95).

The 1999 County Business Patterns covers all NAICS industries except crop and animal production (NAICS 111,112), rail transportation (NAICS 482), National Postal Service (NAICS 491), pension, health, welfare, and vacation funds (NAICS 525110, 525120, 525190), trusts, estates, and agency accounts (NAICS 525920), private households (NAICS 814), and public administration (NAICS 92).

## DATA PRODUCTS

### Reports

The County Business Patterns data series includes a separate printed report for each state, the District of Columbia, Puerto Rico, and the United States. Individual state reports present payroll and employment data for the state and counties by industry. The reports also include the number of establishments by industry and employment size class.

---

The United States report presents similar data for the country as a whole. In addition, the U.S. report provides employment and payroll data by employment size class for major industry groups.

Data for industries with fewer than 100 employees, as well as data for detailed industries withheld to avoid disclosing data for individual companies, are not shown in the printed reports. However, these data are available on CD-ROM and other computer products.

### **Electronic Data Formats**

County Business Patterns series data are available on CD-ROM, computer tapes and diskettes. The CD-ROM also includes software for creating County Business Patterns data files compatible with popular database and spreadsheet software. In addition, ZIP Code Business Patterns data are available on CD-ROM and are available shortly after the release of County Business Patterns, and include the number of establishments by NAICS industry.

Publications also are available in Portable Document Format (PDF) at [www.census.gov/prod/www/abs/cbptotal.html](http://www.census.gov/prod/www/abs/cbptotal.html). In order to view these files, you will need the Adobe(R) Acrobat(R) Reader, which is available for free from the Adobe web site at [www.adobe.com](http://www.adobe.com). Alternatively, the Census Bureau will print the publication, give it a glue binding, and ship it to you for a fee.

For information and options to order County Business Patterns data products, contact:

Customer Services Center  
Marketing Services Office  
U.S. Census Bureau  
Washington, DC 20233

Telephone: 301-457-4100  
Internet address: [www.census.gov/](http://www.census.gov/)

### **Special Tabulations**

Special tabulations of County Business Patterns are available on a cost-reimbursable basis. For more information, contact:

U.S. Census Bureau  
Economic Planning and Coordination Division  
Register Analysis Branch  
Washington, DC 20233

Telephone: 301-457-2580  
Fax: 301-457-4433  
E-mail: [cbp@census.gov](mailto:cbp@census.gov)

### **SOURCES OF DATA**

County Business Patterns basic data items are extracted from the Standard Statistical Establishment List, a file of all known single and multiestablishment employer companies maintained and updated by the U.S. Census Bureau. The annual Company Organization Survey provides individual

establishment data for multiestablishment companies. Data for single-establishment companies are obtained from various Census Bureau programs, such as the Annual Survey of Manufactures and Current Business Surveys, as well as from administrative records of the Internal Revenue Service, the Social Security Administration, and the Bureau of Labor Statistics.

### **DEFINITIONS OF BASIC DATA ITEMS**

#### **Establishments**

An establishment is a single physical location at which business is conducted or services or industrial operations are performed. It is not necessarily identical with a company or enterprise, which may consist of one or more establishments. When two or more activities are carried on at a single location under a single ownership, all activities generally are grouped together as a single establishment. The entire establishment is classified on the basis of its major activity and all data are included in that classification.

Establishment-size designations are determined by paid employment in the mid-March pay period. The size group "1 to 4" includes establishments that did not report any paid employees in the mid-March pay period but paid wages to at least one employee at some time during the year.

Establishment counts represent the number of locations with paid employees any time during the year. This series excludes governmental establishments except for wholesale liquor establishments (NAICS 4228), retail liquor stores (NAICS 44531), Federally-chartered savings institutions (NAICS 522120), Federally-chartered credit unions (NAICS 522130), and hospitals (NAICS 622).

#### **Payroll**

Total payroll includes all forms of compensation, such as salaries, wages, reported tips, commissions, bonuses, vacation allowances, sick-leave pay, employee contributions to qualified pension plans, and the value of taxable fringe benefits. For corporations, it includes amounts paid to officers and executives; for unincorporated businesses, it does not include profit or other compensation of proprietors or partners. Payroll is reported before deductions for Social Security, income tax, insurance, union dues, etc. First-quarter payroll consists of payroll during the January-to-March quarter.

#### **Mid-March Employment**

Paid employment consists of full- and part-time employees, including salaried officers and executives of corporations, who are on the payroll in the pay period including March 12. Included are employees on paid sick leave, holidays, and vacations; not included are proprietors and partners of unincorporated businesses.

---

## INDUSTRY AND GEOGRAPHY CLASSIFICATIONS

The quinquennial economic censuses are the primary source for industry and geography classifications. The annual Company Organization Survey, Annual Survey of Manufactures, Current Business Surveys, and other Census Bureau programs provide regular updates.

### Industry Classification

Additional sources for assigning industry classifications are the Social Security Administration, the Internal Revenue Service, and the Bureau of Labor Statistics. These sources provide industry classification information for new businesses and businesses not canvassed in the Census Bureau programs. Establishments without sufficient industry information are tabulated in the “unclassified establishments” group.

Industry classifications are explained in an appendix in the U.S. Summary. The industry titles used throughout this series are the short NAICS titles; complete descriptions are contained in the manual entitled *North American Industry Classification System: United States, 1997*.

### Geography Classification

Most geography codes are derived from the physical location address reported in Census Bureau programs. The Internal Revenue Service provides supplemental address information. Those employers without a fixed location within a state (or of unknown county location) are included under a “statewide” classification at the end of the county tables. This incomplete detail causes only slight understatement of county employment. The independent cities in Virginia, and the cities of Baltimore, MD; Carson City, NV; and St. Louis, MO, are treated as separate counties.

## COMPARABILITY WITH OTHER DATA

### Earlier County Business Patterns

The comparability of data with previous County Business Patterns series may be affected by the following definitional changes:

- The change from a “reporting unit” concept to establishment based data in 1974
- The change in definition of “active” establishments in 1983
- The change in industrial classification definitions, the most recent occurring in 1998

A description of previous County Business Patterns publications is provided on the inside back cover.

### 1997 Economic Census

Definitional and coverage differences may affect the direct comparison of 1997 Economic Census and County Business Patterns data. Definitions of an establishment, employment, and payroll are detailed in the introductory text of each publication.

The 1997 Economic Census generally uses respondent-reported data. The County Business Patterns uses administrative record data for small establishments. Although efforts are made to resolve significant differences in the data, differences are known to exist.

Some large companies report different activities at the same location as separate profit centers. The County Business Patterns program treats each profit center as a separate establishment. The 1997 Economic Census may combine the profit centers into one establishment. This results in establishment count differences.

## DATA WITHHELD FROM PUBLICATION

In accordance with U.S. Code, Title 13, Section 9, no data are published that would disclose the operations of an individual employer. However, the number of establishments in an industry classification and the distribution of these establishments by employment-size class are not considered to be disclosures, and so this information may be released even though other information is withheld from publications.

## RELIABILITY OF DATA

All data are tabulated from universe files and are not subject to sampling errors. However, the data are subject to nonsampling errors. Nonsampling errors can be attributed to many sources: inability to identify all cases in the universe; definition and classification difficulties; differences in interpretation of questions; errors in recording or coding the data obtained; and estimation of employers who reported too late to be included in the tabulations and for records with missing or misreported data.

The accuracy of the data is determined by the joint effects of the various nonsampling errors. No direct measurement of these effects has been obtained; however, precautionary steps were taken in all phases of collection, processing, and tabulation to minimize the effects of nonsampling errors.

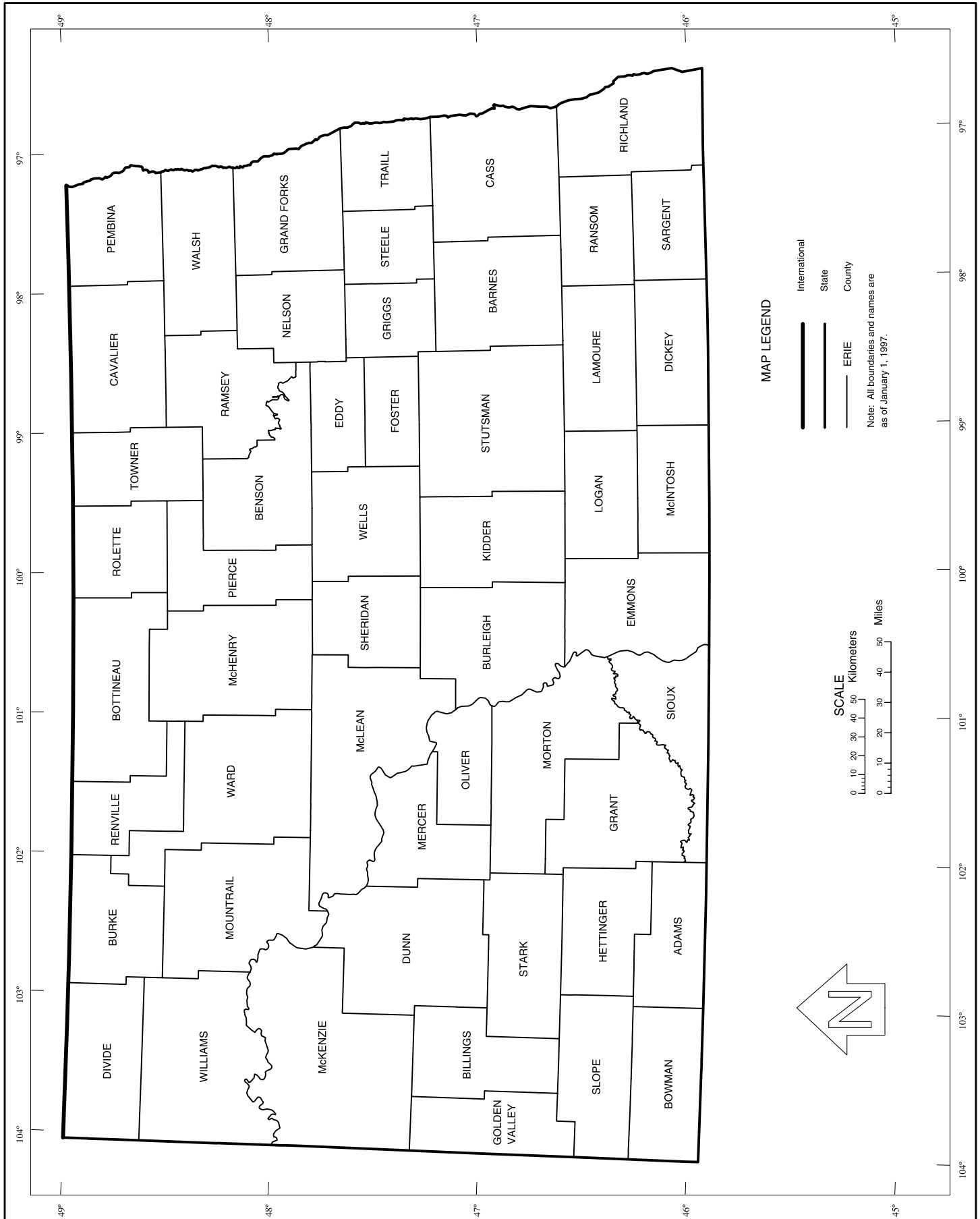
## ABBREVIATIONS AND SYMBOLS

The following abbreviations and symbols are used in this publication:

–	Represents zero.
A-C, E-M	Entered in place of employment data, represents an employment-size class as defined in the footnote of the tables.
(D)	Withheld to avoid disclosing data for individual companies; data are included in broader industry totals.
n.e.c.	Not elsewhere classified.
NAICS	North American Industry Classification System.



# County Business Patterns--North Dakota



**Table 1. The State—Establishments, Employees, and Payroll by Major Group: 1999 and 1998**

[Excludes most government employees, railroad employees, and self-employed persons. (D) denotes figures withheld to avoid disclosing data for individual companies; the data are included in broader industry totals. For explanation of terms, abbreviations, and data reliability/comparability, see introductory text]

NAICS code	Major group	1999				1998			
		Number of establishments	Number of employees for week including March 12	Payroll (\$1,000)		Number of establishments	Number of employees for week including March 12	Payroll (\$1,000)	
				First quarter	Annual			First quarter	Annual
	<b>Total .....</b>	<b>20 380</b>	<b>250 292</b>	<b>1 326 192</b>	<b>5 789 027</b>	<b>20 288</b>	<b>249 476</b>	<b>1 275 739</b>	<b>5 533 810</b>
<b>11</b>	<b>Forestry, fishing, hunting, and agriculture support .....</b>	<b>143</b>	<b>(E)</b>	<b>(D)</b>	<b>(D)</b>	<b>145</b>	<b>(E)</b>	<b>(D)</b>	<b>(D)</b>
113	Forestry and logging .....	—	—	—	—	1	(A)	(D)	(D)
114	Fishing, hunting & trapping .....	2	(A)	(D)	(D)	2	(A)	(D)	(D)
115	Agriculture & forestry support activities .....	141	(E)	(D)	(D)	142	(E)	(D)	(D)
<b>21</b>	<b>Mining .....</b>	<b>196</b>	<b>3 583</b>	<b>40 762</b>	<b>177 941</b>	<b>200</b>	<b>4 159</b>	<b>41 598</b>	<b>179 839</b>
211	Oil & gas extraction .....	36	(G)	(D)	(D)	37	1 049	13 830	54 232
212	Mining (except oil & gas) .....	28	1 530	20 030	91 569	25	1 583	16 246	82 846
213	Mining support activities .....	132	(F)	(D)	(D)	138	1 527	11 522	42 761
<b>22</b>	<b>Utilities .....</b>	<b>125</b>	<b>3 206</b>	<b>39 637</b>	<b>162 771</b>	<b>123</b>	<b>3 232</b>	<b>41 450</b>	<b>164 909</b>
221	Utilities .....	125	3 206	39 637	162 771	123	3 232	41 450	164 909
<b>23</b>	<b>Construction .....</b>	<b>2 045</b>	<b>13 918</b>	<b>87 233</b>	<b>498 380</b>	<b>2 078</b>	<b>13 980</b>	<b>80 074</b>	<b>451 087</b>
233	Building, developing & general contracting .....	566	3 485	23 378	105 154	575	3 557	21 017	96 235
234	Heavy construction .....	166	1 962	12 990	125 903	177	2 141	12 083	116 649
235	Special trade contractors .....	1 313	8 471	50 865	267 323	1 326	8 282	46 974	238 203
<b>31-33</b>	<b>Manufacturing .....</b>	<b>717</b>	<b>22 935</b>	<b>162 903</b>	<b>685 744</b>	<b>713</b>	<b>23 209</b>	<b>160 764</b>	<b>670 183</b>
311	Food mfg .....	115	5 265	33 686	143 994	125	5 412	32 148	139 167
312	Beverage & tobacco product mfg .....	9	(C)	(D)	(D)	10	(C)	(D)	(D)
313	Textile mills .....	1	(B)	(D)	(D)	1	(B)	(D)	(D)
314	Textile product mills .....	12	(C)	(D)	(D)	12	222	1 028	4 318
315	Apparel manufacturing .....	15	(B)	(D)	(D)	14	(C)	(D)	(D)
316	Leather & allied product mfg .....	2	(A)	(D)	(D)	1	(A)	(D)	(D)
321	Wood product mfg .....	21	998	5 764	27 624	19	989	5 539	25 732
322	Paper mfg .....	3	(B)	(D)	(D)	2	(B)	(D)	(D)
323	Printing & related support activities .....	81	850	4 967	21 903	79	882	4 781	21 560
324	Petroleum & coal products mfg .....	2	(C)	(D)	(D)	2	(C)	(D)	(D)
325	Chemical mfg .....	12	(B)	(D)	(D)	10	(B)	(D)	(D)
326	Plastics & rubber products mfg .....	33	961	4 941	21 059	31	883	4 754	19 577
327	Nonmetallic mineral product mfg .....	57	(F)	(D)	(D)	52	464	3 285	18 009
331	Primary metal mfg .....	3	(C)	(D)	(D)	3	(C)	(D)	(D)
332	Fabricated metal product mfg .....	93	1 766	12 829	57 638	93	1 955	14 051	60 130
333	Machinery mfg .....	85	4 955	46 047	176 215	89	5 315	49 054	189 614
334	Computer & electronic product mfg .....	14	1 670	12 180	50 321	15	1 481	10 584	40 058
335	Electrical equip, appliance & component mfg .....	7	(B)	(D)	(D)	8	(B)	(D)	(D)
336	Transportation equipment mfg .....	41	3 014	18 920	85 742	43	3 005	18 108	79 439
337	Furniture & related product mfg .....	55	1 083	6 155	25 854	50	1 075	5 691	24 387
339	Miscellaneous mfg .....	56	669	3 657	16 545	54	631	3 060	15 840
<b>42</b>	<b>Wholesale trade .....</b>	<b>1 568</b>	<b>17 353</b>	<b>119 438</b>	<b>502 408</b>	<b>1 549</b>	<b>17 000</b>	<b>111 795</b>	<b>476 356</b>
421	Wholesale trade, durable goods .....	774	8 276	59 595	254 622	761	8 274	57 034	241 667
422	Wholesale trade, nondurable goods .....	794	9 077	59 843	247 786	788	8 726	54 761	234 689
<b>44-45</b>	<b>Retail trade .....</b>	<b>3 499</b>	<b>41 644</b>	<b>160 968</b>	<b>684 909</b>	<b>3 521</b>	<b>41 402</b>	<b>156 083</b>	<b>655 415</b>
441	Motor vehicle & parts dealers .....	479	6 242	37 392	164 475	479	6 535	37 374	158 837
442	Furniture & home furnishing stores .....	158	1 236	6 354	27 262	163	1 249	5 808	26 069
443	Electronics & appliance stores .....	151	994	4 804	19 891	152	991	4 586	19 237
444	Bldg material & garden equip & supp dealers .....	440	4 277	23 076	98 385	448	4 122	23 047	95 923
445	Food & beverage stores .....	417	7 793	20 861	86 837	419	7 410	18 819	82 077
446	Health & personal care stores .....	277	2 277	9 897	41 748	273	2 104	8 496	36 313
447	Gasoline stations .....	445	4 134	12 534	53 275	455	4 393	12 879	54 085
448	Clothing & clothing accessories stores .....	326	2 297	6 208	26 036	326	2 478	6 866	26 660
451	Sporting goods, hobby, book & music stores .....	164	1 612	5 193	20 994	173	1 626	5 417	19 834
452	General merchandise stores .....	97	7 145	21 904	90 163	94	7 263	21 659	87 401
453	Miscellaneous store retailers .....	365	2 135	5 362	24 675	360	1 936	4 827	22 397
454	Nonstore retailers .....	180	1 502	7 383	31 168	179	1 295	6 305	26 582
<b>48-49</b>	<b>Transportation &amp; warehousing .....</b>	<b>959</b>	<b>7 950</b>	<b>48 403</b>	<b>206 311</b>	<b>955</b>	<b>8 055</b>	<b>45 628</b>	<b>198 242</b>
481	Air transportation .....	22	(C)	(D)	(D)	24	(E)	(D)	(D)
483	Water transportation .....	1	(A)	(D)	(D)	1	(A)	(D)	(D)
484	Truck transportation .....	744	5 800	35 805	155 338	749	5 865	34 357	151 634
485	Transit & ground passenger transportation .....	55	(F)	(D)	(D)	54	(F)	(D)	(D)
486	Pipeline transportation .....	22	(C)	(D)	(D)	14	(C)	(D)	(D)
488	Transportation support activities .....	67	701	3 784	17 214	66	625	3 076	13 239
492	Couriers & messengers .....	35	(E)	(D)	(D)	37	(E)	(D)	(D)
493	Warehousing & storage .....	13	(B)	(D)	(D)	10	(B)	(D)	(D)
<b>51</b>	<b>Information .....</b>	<b>366</b>	<b>8 085</b>	<b>54 063</b>	<b>235 856</b>	<b>357</b>	<b>7 950</b>	<b>52 192</b>	<b>217 692</b>
511	Publishing industries .....	97	2 935	21 263	98 066	98	2 658	16 900	65 436
512	Motion picture & sound recording industries .....	33	(E)	(D)	(D)	33	(E)	(D)	(D)
513	Broadcasting & telecommunications .....	194	(H)	(D)	(D)	193	3 390	25 835	112 845
514	Information & data processing services .....	42	(G)	(D)	(D)	33	(G)	(D)	(D)
<b>52</b>	<b>Finance &amp; insurance .....</b>	<b>1 413</b>	<b>13 388</b>	<b>103 341</b>	<b>409 695</b>	<b>1 400</b>	<b>12 526</b>	<b>93 075</b>	<b>371 331</b>
522	Credit intermediation & related activities .....	517	7 741	58 765	224 847	518	7 534	54 699	208 166
523	Security, commodity contracts & like activity .....	160	(F)	(D)	(D)	149	(F)	(D)	(D)
524	Insurance carriers & related activities .....	732	(H)	(D)	(D)	727	(H)	(D)	(D)
525	Funds, trusts, & other financial vehicles (part) .....	4	(A)	(D)	(D)	6	(A)	(D)	(D)
<b>53</b>	<b>Real estate &amp; rental &amp; leasing .....</b>	<b>658</b>	<b>3 465</b>	<b>13 302</b>	<b>63 187</b>	<b>665</b>	<b>3 351</b>	<b>12 906</b>	<b>55 362</b>
531	Real estate .....	502	2 199	7 892	38 276	504	2 045	7 183	32 226
532	Rental & leasing services .....	150	(G)	(D)	(D)	155	(G)	(D)	(D)
533	Lessors of other nonfinancial intangible asset .....	6	(B)	(D)	(D)	6	(B)	(D)	(D)

Note: Employment-size classes are indicated as follows: A—0 to 19; B—20 to 99; C—100 to 249; E—250 to 499; F—500 to 999; G—1,000 to 2,499; H—2,500 to 4,999; I—5,000 to 9,999; J—10,000 to 24,999; K—25,000 to 49,999; L—50,000 to 99,999; M—100,000 or more.

**Table 1. The State—Establishments, Employees, and Payroll by Major Group: 1999 and 1998—Con.**

[Excludes most government employees, railroad employees, and self-employed persons. (D) denotes figures withheld to avoid disclosing data for individual companies; the data are included in broader industry totals. For explanation of terms, abbreviations, and data reliability/comparability, see introductory text]

NAICS code	Major group	1999				1998			
		Number of establishments	Number of employees for week including March 12	Payroll (\$1,000)		Number of establishments	Number of employees for week including March 12	Payroll (\$1,000)	
				First quarter	Annual			First quarter	Annual
<b>54</b>	<b>Professional, scientific &amp; technical services</b> .....	<b>1 252</b>	<b>8 681</b>	<b>50 214</b>	<b>244 306</b>	<b>1 222</b>	<b>7 596</b>	<b>44 126</b>	<b>233 272</b>
541	Professional, scientific & technical services .....	1 252	8 681	50 214	244 306	1 222	7 596	44 126	233 272
<b>55</b>	<b>Management of companies &amp; enterprises</b> .....	<b>87</b>	<b>2 106</b>	<b>23 187</b>	<b>85 093</b>	<b>80</b>	<b>2 095</b>	<b>24 645</b>	<b>84 076</b>
551	Management of companies & enterprises .....	87	2 106	23 187	85 093	80	2 095	24 645	84 076
<b>56</b>	<b>Admin, support, waste mgt, remediation services</b> .....	<b>763</b>	<b>9 987</b>	<b>40 981</b>	<b>179 259</b>	<b>752</b>	<b>10 953</b>	<b>40 781</b>	<b>177 802</b>
561	Administrative & support services .....	687	9 495	38 334	167 711	677	(J)	(D)	(D)
562	Waste management & remediation services .....	76	492	2 647	11 548	75	(E)	(D)	(D)
<b>61</b>	<b>Educational services</b> .....	<b>150</b>	<b>3 879</b>	<b>14 260</b>	<b>56 708</b>	<b>148</b>	<b>3 760</b>	<b>12 354</b>	<b>49 978</b>
611	Educational services .....	150	3 879	14 260	56 708	148	3 760	12 354	49 978
<b>62</b>	<b>Health care and social assistance</b> .....	<b>1 506</b>	<b>46 407</b>	<b>259 360</b>	<b>1 122 334</b>	<b>1 529</b>	<b>45 894</b>	<b>252 864</b>	<b>1 089 193</b>
621	Ambulatory health care services .....	802	8 782	74 324	339 116	814	8 962	72 310	332 339
622	Hospitals .....	52	(J)	(D)	(D)	49	(J)	(D)	(D)
623	Nursing & residential care facilities .....	212	12 012	40 564	167 583	210	11 838	38 852	158 609
624	Social assistance .....	440	(I)	(D)	(D)	456	(I)	(D)	(D)
<b>71</b>	<b>Arts, entertainment &amp; recreation</b> .....	<b>378</b>	<b>3 794</b>	<b>10 357</b>	<b>47 985</b>	<b>368</b>	<b>3 678</b>	<b>10 129</b>	<b>44 919</b>
711	Performing arts, spectator sports & related industries .....	54	(E)	(D)	(D)	49	(E)	(D)	(D)
712	Museums, historical sites & like institutions .....	28	(C)	(D)	(D)	28	(C)	(D)	(D)
713	Amusement, gambling & recreation industries .....	296	3 283	8 967	40 986	291	3 252	8 833	38 779
<b>72</b>	<b>Accommodation &amp; food services</b> .....	<b>1 772</b>	<b>25 348</b>	<b>48 795</b>	<b>214 947</b>	<b>1 796</b>	<b>25 850</b>	<b>47 906</b>	<b>208 591</b>
721	Accommodation .....	274	4 932	10 535	47 938	273	4 855	10 184	44 197
722	Food services & drinking places .....	1 498	20 416	38 260	167 009	1 523	20 995	37 722	164 394
<b>81</b>	<b>Other services (except public administration)</b> .....	<b>2 469</b>	<b>13 598</b>	<b>44 785</b>	<b>190 012</b>	<b>2 490</b>	<b>13 819</b>	<b>42 741</b>	<b>184 901</b>
811	Repair & maintenance .....	701	3 094	14 512	62 377	715	3 223	14 313	61 682
812	Personal & laundry services .....	570	3 107	11 546	50 098	570	3 133	10 559	47 515
813	Religious, grantmaking, civic, prof & like organizations .....	1 198	7 397	18 727	77 537	1 205	7 463	17 869	75 704
<b>95</b>	<b>Auxiliaries (exc corporate, subsidiary &amp; regional mgt)</b> .....	<b>27</b>	<b>278</b>	<b>1 739</b>	<b>7 345</b>	<b>22</b>	<b>(E)</b>	<b>(D)</b>	<b>(D)</b>
<b>99</b>	<b>Unclassified establishments</b> .....	<b>287</b>	<b>(C)</b>	<b>(D)</b>	<b>(D)</b>	<b>175</b>	<b>(C)</b>	<b>(D)</b>	<b>(D)</b>

Note: Employment-size classes are indicated as follows: A—0 to 19; B—20 to 99; C—100 to 249; E—250 to 499; F—500 to 999; G—1,000 to 2,499; H—2,500 to 4,999; I—5,000 to 9,999; J—10,000 to 24,999; K—25,000 to 49,999; L—50,000 to 99,999; M—100,000 or more.

**Table 2. The State—Employees, Payroll, and Establishments by Industry: 1999**

[Excludes most government employees, railroad employees, and self-employed persons. Size class 1 to 4 includes establishments with payroll, but no employees, during mid-March pay period. (D) denotes figures withheld to avoid disclosing data for individual companies; the data are included in broader industry totals. For explanation of terms, abbreviations, and data reliability/comparability, see introductory text]

NAICS code	Industry	Number of employees for week including March 12	Payroll (\$1,000)		Total number of establishments	Number of establishments by employment-size class									
			First quarter	Annual		1 to 4	5 to 9	10 to 19	20 to 49	50 to 99	100 to 249	250 to 499	500 to 999	1,000 or more	
	<b>Total</b>	<b>250 292</b>	<b>1 326 192</b>	<b>5 789 027</b>	<b>20 380</b>	<b>11 351</b>	<b>3 928</b>	<b>2 622</b>	<b>1 615</b>	<b>495</b>	<b>291</b>	<b>49</b>	<b>21</b>	<b>8</b>	
<b>11</b>	<b>Forestry, fishing, hunting, and agriculture support</b>	<b>(E)</b>	<b>(D)</b>	<b>(D)</b>	<b>143</b>	<b>117</b>	<b>11</b>	<b>12</b>	<b>3</b>	—	—	—	—	—	
114	Fishing, hunting & trapping	(A)	(D)	(D)	2	1	1	—	—	—	—	—	—	—	
1142	Hunting & trapping	(A)	(D)	(D)	2	1	1	—	—	—	—	—	—	—	
114210	Hunting & trapping	(A)	(D)	(D)	2	1	1	—	—	—	—	—	—	—	
115	Agriculture & forestry support activities	(E)	(D)	(D)	141	116	10	12	3	—	—	—	—	—	
1151	Crop production support activities	440	1 981	9 986	133	109	10	11	3	—	—	—	—	—	
11511	Crop production support activities	440	1 981	9 986	133	109	10	11	3	—	—	—	—	—	
115111	Cotton ginning	(A)	(D)	(D)	2	2	—	—	—	—	—	—	—	—	
115112	Soil preparation, planting, & cultivating	179	717	4 162	76	64	6	6	—	—	—	—	—	—	
115113	Crop harvesting, primarily by machine	(A)	(D)	(D)	8	7	—	1	—	—	—	—	—	—	
115114	Postharvest crop activities (exc ginning)	220	999	4 236	31	22	2	4	3	—	—	—	—	—	
115115	Farm labor contractors & crew leaders	(A)	(D)	(D)	8	8	—	—	—	—	—	—	—	—	
115116	Farm management services	(B)	(D)	(D)	8	6	2	—	—	—	—	—	—	—	
1152	Animal production support activities	(A)	(D)	(D)	8	7	—	1	—	—	—	—	—	—	
11521	Animal production support activities	(A)	(D)	(D)	8	7	—	1	—	—	—	—	—	—	
115210	Animal production support activities	(A)	(D)	(D)	8	7	—	1	—	—	—	—	—	—	
<b>21</b>	<b>Mining</b>	<b>3 583</b>	<b>40 762</b>	<b>177 941</b>	<b>196</b>	<b>104</b>	<b>40</b>	<b>26</b>	<b>13</b>	<b>6</b>	<b>4</b>	<b>2</b>	<b>1</b>	—	
211	Oil & gas extraction	(G)	(D)	(D)	36	22	5	4	2	1	1	—	1	—	
2111	Oil & gas extraction	(G)	(D)	(D)	36	22	5	4	2	1	1	—	1	—	
21111	Oil & gas extraction	(G)	(D)	(D)	36	22	5	4	2	1	1	—	1	—	
211111	Crude petroleum & natural gas extraction	(F)	(D)	(D)	34	21	5	4	2	—	1	—	1	—	
211112	Natural gas liquid extraction	(B)	(D)	(D)	2	1	—	—	—	1	—	—	—	—	
212	Mining (except oil & gas)	1 530	20 030	91 569	28	8	4	5	4	2	3	2	—	—	
2121	Coal mining	920	16 815	60 295	7	—	1	2	—	—	3	1	—	—	
21211	Coal mining	920	16 815	60 295	7	—	1	2	—	—	3	1	—	—	
212111	Bituminous coal & lignite surface mining	920	16 815	60 295	7	—	1	2	—	—	3	1	—	—	
2123	Nonmetallic mineral mining & quarrying	610	3 215	31 274	21	8	3	3	4	2	—	1	—	—	
21231	Stone mining & quarrying	(B)	(D)	(D)	3	1	1	—	1	—	—	—	—	—	
212319	Other crushed & broken stone mining & quarrying	(B)	(D)	(D)	3	1	1	—	1	—	—	—	—	—	
21232	Sand, gravel, clay, refractory minerals mining	(F)	(D)	(D)	17	7	1	3	3	2	—	1	—	—	
212321	Construction sand & gravel mining	(F)	(D)	(D)	17	7	1	3	3	2	—	1	—	—	
21239	Other nonmetallic mineral mining & quarrying	(A)	(D)	(D)	1	—	1	—	—	—	—	—	—	—	
212393	Other chemical & fertilizer mineral mining	(A)	(D)	(D)	1	—	1	—	—	—	—	—	—	—	
213	Mining support activities	(F)	(D)	(D)	132	74	31	17	7	3	—	—	—	—	
2131	Mining support activities	(F)	(D)	(D)	132	74	31	17	7	3	—	—	—	—	
21311	Mining support activities	(F)	(D)	(D)	132	74	31	17	7	3	—	—	—	—	
213111	Drilling oil & gas wells	(C)	(D)	(D)	17	10	3	2	1	—	—	—	—	—	
213112	Oil & gas operations support activities	(F)	(D)	(D)	114	63	28	15	6	2	—	—	—	—	
213114	Support activities for metal mining	(A)	(D)	(D)	1	1	—	—	—	—	—	—	—	—	
<b>22</b>	<b>Utilities</b>	<b>3 206</b>	<b>39 637</b>	<b>162 771</b>	<b>125</b>	<b>60</b>	<b>13</b>	<b>12</b>	<b>23</b>	<b>10</b>	<b>6</b>	<b>1</b>	—	—	
221	Utilities	3 206	39 637	162 771	125	60	13	12	23	10	6	1	—	—	
2211	Elec pwr generation, transmsn & distribution	2 477	30 502	127 137	48	6	1	8	19	8	5	1	—	—	
22111	Electric power generation	1 122	15 411	64 284	8	—	—	1	1	1	4	1	—	—	
221112	Fossil fuel electric power generation	(G)	(D)	(D)	7	—	—	1	—	1	4	1	—	—	
221119	Other electric power generation	(B)	(D)	(D)	1	—	—	—	1	—	—	—	—	—	
22112	Electric pwr transmsn, control & distribution	1 355	15 091	62 853	40	6	1	7	18	7	1	—	—	—	
221122	Electric power distribution	1 355	15 091	62 853	40	6	1	7	18	7	1	—	—	—	
2212	Natural gas distribution	(F)	(D)	(D)	55	39	5	4	4	2	1	—	—	—	
22121	Natural gas distribution	(F)	(D)	(D)	55	39	5	4	4	2	1	—	—	—	
221210	Natural gas distribution	(F)	(D)	(D)	55	39	5	4	4	2	1	—	—	—	
2213	Water, sewage & other systems	(B)	(D)	(D)	22	15	7	—	—	—	—	—	—	—	
22131	Water supply & irrigation systems	(B)	(D)	(D)	21	14	7	—	—	—	—	—	—	—	
221310	Water supply & irrigation systems	(B)	(D)	(D)	21	14	7	—	—	—	—	—	—	—	
22132	Sewage treatment facilities	(A)	(D)	(D)	1	1	—	—	—	—	—	—	—	—	
221320	Sewage treatment facilities	(A)	(D)	(D)	1	1	—	—	—	—	—	—	—	—	
<b>23</b>	<b>Construction</b>	<b>13 918</b>	<b>87 233</b>	<b>498 380</b>	<b>2 045</b>	<b>1 335</b>	<b>340</b>	<b>219</b>	<b>110</b>	<b>29</b>	<b>12</b>	—	—	—	
233	Building, developing & general contracting	3 485	23 378	105 154	566	392	78	57	30	7	2	—	—	—	
2331	Land subdivision & land development	22	134	1 348	15	12	3	—	—	—	—	—	—	—	
23311	Land subdivision & land development	22	134	1 348	15	12	3	—	—	—	—	—	—	—	
233110	Land subdivision & land development	22	134	1 348	15	12	3	—	—	—	—	—	—	—	
2332	Residential building construction	1 666	9 767	42 276	394	305	50	27	10	1	1	—	—	—	
23321	Single-family housing construction	1 490	7 144	35 816	373	292	47	25	8	—	1	—	—	—	
233210	Single-family housing construction	1 490	7 144	35 816	373	292	47	25	8	—	1	—	—	—	
23322	Multifamily housing construction	176	2 623	6 460	21	13	3	2	2	1	—	—	—	—	
233220	Multifamily housing construction	176	2 623	6 460	21	13	3	2	2	1	—	—	—	—	
2333	Nonresidential building construction	1 797	13 477	61 530	157	75	25	30	20	6	3	1	—	—	
23331	Mfg & industrial building construction	354	3 192	15 788	23	7	4	5	5	2	—	—	—	—	
233310	Mfg & industrial building construction	354	3 192	15 788	23	7	4	5	5	2	—	—	—	—	
23332	Commercial & institutional bldg construction	1 443	10 285	45 742	134	68	21	25	15	4	1	—	—	—	
233320	Commercial & institutional bldg construction	1 443	10 285	45 742	134	68	21	25	15	4	1	—	—	—	

Note: Employment-size classes are indicated as follows: A—0 to 19; B—20 to 99; C—100 to 249; E—250 to 499; F—500 to 999; G—1,000 to 2,499; H—2,500 to 4,999; I—5,000 to 9,999; J—10,000 to 24,999; K—25,000 to 49,999; L—50,000 to 99,999; M—100,000 or more.



**Table 2. The State—Employees, Payroll, and Establishments by Industry: 1999—Con.**

[Excludes most government employees, railroad employees, and self-employed persons. Size class 1 to 4 includes establishments with payroll, but no employees, during mid-March pay period. (D) denotes figures withheld to avoid disclosing data for individual companies; the data are included in broader industry totals. For explanation of terms, abbreviations, and data reliability/comparability, see introductory text]

NAICS code	Industry	Number of employees for week including March 12	Payroll (\$1,000)		Total number of establishments	Number of establishments by employment-size class								
			First quarter	Annual		1 to 4	5 to 9	10 to 19	20 to 49	50 to 99	100 to 249	250 to 499	500 to 999	1,000 or more
<b>31-33</b>	<b>Manufacturing—Con.</b>													
311	Food mfg—Con.													
3113	Sugar & confectionery product mfg .....	(F)	(D)	(D)	6	—	1	1	1	—	—	3	—	—
31131	Sugar mfg .....	(F)	(D)	(D)	3	—	—	—	—	—	—	3	—	—
311313	Beet sugar mfg .....	(F)	(D)	(D)	3	—	—	—	—	—	—	3	—	—
31133	Confectionery mfg from purchased chocolate .....	(B)	(D)	(D)	2	—	1	—	1	—	—	—	—	—
311330	Confectionery mfg from purchased chocolate .....	(B)	(D)	(D)	2	—	1	—	1	—	—	—	—	—
31134	Nonchocolate confectionery mfg .....	(A)	(D)	(D)	1	—	—	1	—	—	—	—	—	—
311340	Nonchocolate confectionery mfg .....	(A)	(D)	(D)	1	—	—	1	—	—	—	—	—	—
3114	Fruit & veg preserving & specialty food mfg ..	(G)	(D)	(D)	9	4	—	1	1	—	1	1	1	—
31141	Frozen food mfg .....	(F)	(D)	(D)	4	1	—	—	1	—	—	1	1	—
311411	Frozen fruit, juice & vegetable mfg .....	(F)	(D)	(D)	2	—	—	—	—	—	—	1	1	—
311412	Frozen specialty food mfg .....	(B)	(D)	(D)	2	1	—	—	1	—	—	—	—	—
31142	Fruit & veg canning, pickling & drying .....	(C)	(D)	(D)	5	3	—	—	1	—	—	1	—	—
311421	Fruit & vegetable canning .....	(A)	(D)	(D)	2	1	—	—	1	—	—	—	—	—
311422	Specialty canning .....	(A)	(D)	(D)	1	1	—	—	—	—	—	—	—	—
311423	Dried & dehydrated food mfg .....	(C)	(D)	(D)	2	1	—	—	—	—	1	—	—	—
3115	Dairy product mfg .....	403	2 847	11 539	11	—	1	4	4	1	1	—	—	—
31151	Dairy product (exc frozen) mfg .....	403	2 847	11 539	11	—	1	4	4	1	1	—	—	—
311511	Fluid milk mfg .....	317	2 353	9 532	8	—	—	4	2	1	1	—	—	—
311513	Cheese mfg .....	86	494	2 007	3	—	1	—	2	—	—	—	—	—
3116	Animal slaughtering & processing .....	485	2 599	11 006	26	13	7	1	3	1	1	—	—	—
31161	Animal slaughtering & processing .....	485	2 599	11 006	26	13	7	1	3	1	1	—	—	—
311611	Animal (except poultry) slaughtering .....	(C)	(D)	(D)	17	9	5	1	2	—	—	—	—	—
311612	Meat processed from carcasses .....	(E)	(D)	(D)	7	2	2	—	1	1	1	—	—	—
311613	Rendering & meat by-product processing .....	(A)	(D)	(D)	2	2	—	—	—	—	—	—	—	—
3117	Seafood product preparation & packaging ...	(A)	(D)	(D)	1	1	—	—	—	—	—	—	—	—
31171	Seafood product preparation & packaging ...	(A)	(D)	(D)	1	1	—	—	—	—	—	—	—	—
311712	Fresh & frozen seafood processing .....	(A)	(D)	(D)	1	1	—	—	—	—	—	—	—	—
3118	Bakeries & tortilla mfg .....	1 411	7 111	29 672	28	12	5	2	3	—	4	2	—	—
31181	Bread & bakery product mfg .....	890	4 202	16 830	22	10	5	2	1	—	3	1	—	—
311811	Retail bakeries .....	(B)	(D)	(D)	15	9	4	2	—	—	—	—	—	—
311812	Commercial bakeries .....	(E)	(D)	(D)	4	—	1	—	1	—	1	1	—	—
311813	Frozen cakes, pies & other pastries mfg .	(E)	(D)	(D)	3	1	—	—	—	—	2	—	—	—
31182	Cookie, cracker & pasta mfg .....	521	2 909	12 842	6	2	—	—	2	—	1	1	—	—
311821	Cookie & cracker mfg .....	(B)	(D)	(D)	1	—	—	—	1	—	—	—	—	—
311822	Flour mixes & dough mfg from purchased flour .....	(B)	(D)	(D)	3	2	—	—	1	—	—	—	—	—
311823	Dry pasta mfg .....	(E)	(D)	(D)	2	—	—	—	—	—	1	1	—	—
3119	Other food mfg .....	(C)	(D)	(D)	11	3	1	3	2	2	—	—	—	—
31191	Snack food mfg .....	(C)	(D)	(D)	4	—	1	1	1	1	—	—	—	—
311911	Roasted nuts & peanut butter mfg .....	(C)	(D)	(D)	4	—	1	1	1	1	—	—	—	—
31194	Seasoning & dressing mfg .....	(A)	(D)	(D)	1	—	—	1	—	—	—	—	—	—
311942	Spice & extract mfg .....	(A)	(D)	(D)	1	—	—	1	—	—	—	—	—	—
31199	All other food mfg .....	(B)	(D)	(D)	6	3	—	1	1	1	—	—	—	—
311991	Perishable prepared food mfg .....	(A)	(D)	(D)	2	2	—	—	—	—	—	—	—	—
311999	All other miscellaneous food mfg .....	(B)	(D)	(D)	4	1	—	1	1	1	—	—	—	—
312	Beverage & tobacco product mfg .....	(C)	(D)	(D)	9	6	—	1	—	2	—	—	—	—
3121	Beverage mfg .....	(C)	(D)	(D)	9	6	—	1	—	2	—	—	—	—
31211	Soft drink & ice mfg .....	79	867	2 423	8	6	—	1	—	1	—	—	—	—
312111	Soft drink mfg .....	(B)	(D)	(D)	2	1	—	—	—	1	—	—	—	—
312112	Bottled water mfg .....	(A)	(D)	(D)	2	1	—	1	—	—	—	—	—	—
312113	Ice mfg .....	(A)	(D)	(D)	4	4	—	—	—	—	—	—	—	—
31214	Distilleries .....	(B)	(D)	(D)	1	—	—	—	—	1	—	—	—	—
312140	Distilleries .....	(B)	(D)	(D)	1	—	—	—	—	1	—	—	—	—
313	Textile mills .....	(B)	(D)	(D)	1	—	—	—	—	1	—	—	—	—
3133	Textile, fabric finishing, fabric coating mills ...	(B)	(D)	(D)	1	—	—	—	—	1	—	—	—	—
31332	Fabric coating mills .....	(B)	(D)	(D)	1	—	—	—	—	1	—	—	—	—
313320	Fabric coating mills .....	(B)	(D)	(D)	1	—	—	—	—	1	—	—	—	—
314	Textile product mills .....	(C)	(D)	(D)	12	5	—	3	4	—	—	—	—	—
3141	Textile furnishings mills .....	(A)	(D)	(D)	3	3	—	—	—	—	—	—	—	—
31412	Curtain & linen mills .....	(A)	(D)	(D)	3	3	—	—	—	—	—	—	—	—
314121	Curtain & drapery mills .....	(A)	(D)	(D)	3	3	—	—	—	—	—	—	—	—
3149	Other textile product mills .....	(C)	(D)	(D)	9	2	—	3	4	—	—	—	—	—
31491	Textile bag & canvas mills .....	83	445	2 396	5	2	—	1	2	—	—	—	—	—
314912	Canvas & related product mills .....	83	445	2 396	5	2	—	1	2	—	—	—	—	—
31499	All other textile product mills .....	(C)	(D)	(D)	4	—	—	2	2	—	—	—	—	—
314991	Rope, cordage & twine mills .....	(A)	(D)	(D)	1	—	—	—	2	—	—	—	—	—
314992	Tire cord & tire fabric mills .....	(B)	(D)	(D)	1	—	—	—	1	—	—	—	—	—
314999	All other miscellaneous textile product mills .....	(B)	(D)	(D)	2	—	—	1	1	—	—	—	—	—
315	Apparel manufacturing .....	(B)	(D)	(D)	15	8	4	2	1	—	—	—	—	—
3151	Apparel knitting mills .....	(A)	(D)	(D)	1	1	—	—	—	—	—	—	—	—
31519	Other apparel knitting mills .....	(A)	(D)	(D)	1	1	—	—	—	—	—	—	—	—
315191	Outerwear knitting mills .....	(A)	(D)	(D)	1	1	—	—	—	—	—	—	—	—
3152	Cut & sew apparel mfg .....	(B)	(D)	(D)	13	7	3	2	1	—	—	—	—	—
31521	Cut & sew apparel contractors .....	(A)	(D)	(D)	4	4	—	—	—	—	—	—	—	—
315212	Women's, girls', infants, cut, sew apparel contr .....	(A)	(D)	(D)	4	4	—	—	—	—	—	—	—	—
31522	Men's, boys' cut & sew apparel mfg .....	(B)	(D)	(D)	6	2	2	1	1	—	—	—	—	—
315222	Men's, boys' cut & sew suit, coat, overcoat mfg .....	(A)	(D)	(D)	1	1	—	—	—	—	—	—	—	—
315224	Men's, boys' cut & sew trouser, slack, jean mfg .....	(B)	(D)	(D)	1	—	—	—	1	—	—	—	—	—
315228	Men's, boys' cut & sew oth outerwear mfg .....	(B)	(D)	(D)	4	1	2	1	—	—	—	—	—	—

Note: Employment-size classes are indicated as follows: A—0 to 19; B—20 to 99; C—100 to 249; E—250 to 499; F—500 to 999; G—1,000 to 2,499; H—2,500 to 4,999; I—5,000 to 9,999; J—10,000 to 24,999; K—25,000 to 49,999; L—50,000 to 99,999; M—100,000 or more.

**Table 2. The State—Employees, Payroll, and Establishments by Industry: 1999—Con.**

[Excludes most government employees, railroad employees, and self-employed persons. Size class 1 to 4 includes establishments with payroll, but no employees, during mid-March pay period. (D) denotes figures withheld to avoid disclosing data for individual companies; the data are included in broader industry totals. For explanation of terms, abbreviations, and data reliability/comparability, see introductory text]

NAICS code	Industry	Number of employees for week including March 12	Payroll (\$1,000)		Total number of establishments	Number of establishments by employment-size class								
			First quarter	Annual		1 to 4	5 to 9	10 to 19	20 to 49	50 to 99	100 to 249	250 to 499	500 to 999	1,000 or more
<b>31-33</b>	<b>Manufacturing—Con.</b>													
315	Apparel manufacturing—Con.													
3152	Cut & sew apparel mfg—Con.													
31523	Women's, girls' cut & sew apparel mfg	(B)	(D)	(D)	3	1	1	1	—	—	—	—	—	—
315234	Women's, girls' cut & sew suit, coat, skirt mfg	(A)	(D)	(D)	2	1	1	—	—	—	—	—	—	—
315239	Women's, girls' cut & sew other outerwear mfg	(A)	(D)	(D)	1	—	—	1	—	—	—	—	—	—
3159	Apparel accessories & other apparel mfg	(A)	(D)	(D)	1	—	—	1	—	—	—	—	—	—
31599	Apparel accessories & other apparel mfg	(A)	(D)	(D)	1	—	—	1	—	—	—	—	—	—
315999	Other apparel accessories & other apparel mfg	(A)	(D)	(D)	1	—	—	1	—	—	—	—	—	—
316	Leather & allied product mfg	(A)	(D)	(D)	2	2	—	—	—	—	—	—	—	—
3169	Other leather & allied product mfg	(A)	(D)	(D)	2	2	—	—	—	—	—	—	—	—
31699	Other leather & allied product mfg	(A)	(D)	(D)	2	2	—	—	—	—	—	—	—	—
316991	Luggage mfg	(A)	(D)	(D)	1	1	—	—	—	—	—	—	—	—
316999	All other leather good mfg	(A)	(D)	(D)	1	1	—	—	—	—	—	—	—	—
321	Wood product mfg	998	5 764	27 624	21	6	3	5	3	2	1	—	1	—
3211	Sawmills & wood preservation	(A)	(D)	(D)	1	1	—	—	—	—	—	—	—	—
32111	Sawmills & wood preservation	(A)	(D)	(D)	1	1	—	—	—	—	—	—	—	—
321113	Sawmills	(A)	(D)	(D)	1	1	—	—	—	—	—	—	—	—
3212	Veneer, plywood & engineered wood product mfg	(F)	(D)	(D)	10	1	1	3	2	2	—	—	1	—
32121	Veneer, plywood & engineered wood product mfg	(F)	(D)	(D)	10	1	1	3	2	2	—	—	1	—
321211	Hardwood veneer & plywood mfg	(F)	(D)	(D)	1	—	—	—	—	—	—	—	1	—
321214	Truss mfg	(C)	(D)	(D)	7	—	1	3	2	1	—	—	—	—
321219	Reconstituted wood product mfg	(B)	(D)	(D)	2	1	—	—	—	1	—	—	—	—
3219	Other wood product mfg	(C)	(D)	(D)	10	4	2	2	1	—	1	—	—	—
32191	Millwork	(C)	(D)	(D)	3	1	—	—	1	—	1	—	—	—
321911	Wood window & door mfg	(C)	(D)	(D)	3	1	—	—	1	—	1	—	—	—
32192	Wood container & pallet mfg	(A)	(D)	(D)	5	3	1	1	—	—	—	—	—	—
321920	Wood container & pallet mfg	(A)	(D)	(D)	5	3	1	1	—	—	—	—	—	—
32199	All other wood product mfg	(A)	(D)	(D)	2	—	1	1	—	—	—	—	—	—
321992	Prefabricated wood building mfg	(A)	(D)	(D)	1	—	1	—	—	—	—	—	—	—
321999	All other miscellaneous wood product mfg	(A)	(D)	(D)	1	—	—	1	—	—	—	—	—	—
322	Paper mfg	(B)	(D)	(D)	3	1	—	—	1	1	—	—	—	—
3221	Pulp, paper & paperboard mills	(A)	(D)	(D)	1	1	—	—	—	—	—	—	—	—
32213	Paperboard mills	(A)	(D)	(D)	1	1	—	—	—	—	—	—	—	—
322130	Paperboard mills	(A)	(D)	(D)	1	1	—	—	—	—	—	—	—	—
3222	Converted paper product mfg	(B)	(D)	(D)	2	—	—	—	1	1	—	—	—	—
32221	Paperboard container mfg	(B)	(D)	(D)	2	—	—	—	1	1	—	—	—	—
322211	Corrugated & solid fiber box mfg	(B)	(D)	(D)	2	—	—	—	1	1	—	—	—	—
323	Printing & related support activities	850	4 967	21 903	81	41	16	9	13	1	1	—	—	—
3231	Printing & related support activities	850	4 967	21 903	81	41	16	9	13	1	1	—	—	—
32311	Printing	(F)	(D)	(D)	80	41	15	9	13	1	1	—	—	—
323110	Commercial lithographic printing	611	3 878	17 001	43	20	7	4	10	1	1	—	—	—
323111	Commercial gravure printing	(A)	(D)	(D)	1	—	—	—	—	—	—	—	—	—
323113	Commercial screen printing	85	389	1 700	11	5	3	2	1	—	—	—	—	—
323114	Quick printing	(B)	(D)	(D)	14	9	3	2	—	—	—	—	—	—
323116	Manifold business form printing	(A)	(D)	(D)	1	1	—	—	—	—	—	—	—	—
323117	Book printing	(B)	(D)	(D)	1	—	—	—	—	—	—	—	—	—
323119	Other commercial printing	(B)	(D)	(D)	9	6	2	—	1	—	—	—	—	—
32312	Printing support activities	(A)	(D)	(D)	1	—	—	—	—	—	—	—	—	—
323122	Prepress services	(A)	(D)	(D)	1	—	—	1	—	—	—	—	—	—
324	Petroleum & coal products mfg	(C)	(D)	(D)	2	1	—	—	—	—	1	—	—	—
3241	Petroleum & coal products mfg	(C)	(D)	(D)	2	1	—	—	—	—	1	—	—	—
32411	Petroleum refineries	(C)	(D)	(D)	1	—	—	—	—	—	1	—	—	—
324110	Petroleum refineries	(C)	(D)	(D)	1	—	—	—	—	—	1	—	—	—
32412	Asphalt paving, roofing & saturated mat mfg	(A)	(D)	(D)	1	1	—	—	—	—	—	—	—	—
324121	Asphalt paving mixture & block mfg	(A)	(D)	(D)	1	1	—	—	—	—	—	—	—	—
325	Chemical mfg	(B)	(D)	(D)	12	9	1	—	2	—	—	—	—	—
3251	Basic chemical mfg	(B)	(D)	(D)	1	—	—	—	1	—	—	—	—	—
32519	Other basic organic chemical mfg	(B)	(D)	(D)	1	—	—	—	1	—	—	—	—	—
325193	Ethyl alcohol mfg	(B)	(D)	(D)	1	—	—	—	1	—	—	—	—	—
3253	Pesticide, fertilizer & oth ag chemical mfg	(B)	(D)	(D)	2	1	—	—	1	—	—	—	—	—
32531	Fertilizer mfg	(A)	(D)	(D)	1	1	—	—	—	—	—	—	—	—
325314	Fertilizer (mixing only) mfg	(A)	(D)	(D)	1	1	—	—	—	—	—	—	—	—
32532	Pesticide & other agricultural chemical mfg	(B)	(D)	(D)	1	—	—	—	1	—	—	—	—	—
325320	Pesticide & other agricultural chemical mfg	(B)	(D)	(D)	1	—	—	—	1	—	—	—	—	—
3255	Paint, coating & adhesive mfg	(A)	(D)	(D)	3	3	—	—	—	—	—	—	—	—
32551	Paint & coating mfg	(A)	(D)	(D)	1	1	—	—	—	—	—	—	—	—
325510	Paint & coating mfg	(A)	(D)	(D)	1	1	—	—	—	—	—	—	—	—
32552	Adhesive mfg	(A)	(D)	(D)	2	2	—	—	—	—	—	—	—	—
325520	Adhesive mfg	(A)	(D)	(D)	2	2	—	—	—	—	—	—	—	—
3256	Soap, cleaners & toilet preparation mfg	(A)	(D)	(D)	2	2	—	—	—	—	—	—	—	—
32561	Soap & cleaning compound mfg	(A)	(D)	(D)	2	2	—	—	—	—	—	—	—	—
325611	Soap & other detergent mfg	(A)	(D)	(D)	1	1	—	—	—	—	—	—	—	—
325613	Surface active agent mfg	(A)	(D)	(D)	1	1	—	—	—	—	—	—	—	—

Note: Employment-size classes are indicated as follows: A—0 to 19; B—20 to 99; C—100 to 249; E—250 to 499; F—500 to 999; G—1,000 to 2,499; H—2,500 to 4,999; I—5,000 to 9,999; J—10,000 to 24,999; K—25,000 to 49,999; L—50,000 to 99,999; M—100,000 or more.







**Table 2. The State—Employees, Payroll, and Establishments by Industry: 1999—Con.**

[Excludes most government employees, railroad employees, and self-employed persons. Size class 1 to 4 includes establishments with payroll, but no employees, during mid-March pay period. (D) denotes figures withheld to avoid disclosing data for individual companies; the data are included in broader industry totals. For explanation of terms, abbreviations, and data reliability/comparability, see introductory text]

NAICS code	Industry	Number of employees for week including March 12	Payroll (\$1,000)		Total number of establishments	Number of establishments by employment-size class									
			First quarter	Annual		1 to 4	5 to 9	10 to 19	20 to 49	50 to 99	100 to 249	250 to 499	500 to 999	1,000 or more	
<b>31-33</b>	<b>Manufacturing—Con.</b>														
334	Computer & electronic product mfg—Con.														
3344	Semiconductor & oth electronic component mfg—Con.														
33441	Semiconductor & oth electronic component mfg . . . . .	873	5 246	22 384	8	2	1	—	—	1	3	1	—	—	
334412	Bare printed circuit board mfg . . . . .	(C)	(D)	(D)	1	—	—	—	—	—	1	—	—	—	
334413	Semiconductor & related device mfg . . . .	(C)	(D)	(D)	1	—	—	—	—	—	1	—	—	—	
334418	Printed circuit assembly (electronic assembly) mfg . . . . .	(E)	(D)	(D)	1	—	—	—	—	—	—	1	—	—	
334419	Other electronic component mfg . . . . .	202	1 172	5 077	5	2	1	—	—	1	1	—	—	—	
3345	Nav, measuring, medical, control instruments mfg . . . . .	(A)	(D)	(D)	1	—	—	1	—	—	—	—	—	—	
33451	Nav, measuring, medical, control instruments mfg . . . . .	(A)	(D)	(D)	1	—	—	1	—	—	—	—	—	—	
334519	Other measuring & controlling device mfg . . . . .	(A)	(D)	(D)	1	—	—	1	—	—	—	—	—	—	
3346	Mfg & reproducing magnetic & optical media . . . . .	(F)	(D)	(D)	1	—	—	—	—	—	—	—	1	—	
33461	Mfg & reproducing magnetic & optical media . . . . .	(F)	(D)	(D)	1	—	—	—	—	—	—	—	1	—	
334613	Magnetic and optical recording media mfg . . . . .	(F)	(D)	(D)	1	—	—	—	—	—	—	—	1	—	
335	Electrical equip, appliance & component mfg . . .	(B)	(D)	(D)	7	3	4	—	—	—	—	—	—	—	
3351	Electric lighting equipment mfg . . . . .	(A)	(D)	(D)	1	1	—	—	—	—	—	—	—	—	
33512	Lighting fixture mfg . . . . .	(A)	(D)	(D)	1	1	—	—	—	—	—	—	—	—	
335129	Other lighting equipment mfg . . . . .	(A)	(D)	(D)	1	1	—	—	—	—	—	—	—	—	
3353	Electrical equipment mfg . . . . .	(B)	(D)	(D)	3	—	3	—	—	—	—	—	—	—	
33531	Electrical equipment mfg . . . . .	(B)	(D)	(D)	3	—	3	—	—	—	—	—	—	—	
335312	Motor & generator mfg . . . . .	(B)	(D)	(D)	3	—	3	—	—	—	—	—	—	—	
3359	Other electrical equipment & component mfg . .	(A)	(D)	(D)	3	2	1	—	—	—	—	—	—	—	
33591	Battery mfg . . . . .	(A)	(D)	(D)	1	1	—	—	—	—	—	—	—	—	
335912	Primary battery mfg . . . . .	(A)	(D)	(D)	1	1	—	—	—	—	—	—	—	—	
33593	Wiring device mfg . . . . .	(A)	(D)	(D)	1	1	—	—	—	—	—	—	—	—	
335932	Noncurrent-carrying wiring device mfg . . .	(A)	(D)	(D)	1	1	—	—	—	—	—	—	—	—	
33599	All oth electrical equipment & component mfg . . . . .	(A)	(D)	(D)	1	—	1	—	—	—	—	—	—	—	
335999	All oth misc electrical equip & component mfg . . . . .	(A)	(D)	(D)	1	—	1	—	—	—	—	—	—	—	
336	Transportation equipment mfg . . . . .	3 014	18 920	85 742	41	10	4	8	5	8	3	1	2	—	
3361	Motor vehicle mfg . . . . .	(G)	(D)	(D)	2	—	—	—	—	—	—	1	1	—	
33612	Heavy duty truck mfg . . . . .	(G)	(D)	(D)	2	—	—	—	—	—	—	1	1	—	
336120	Heavy duty truck mfg . . . . .	(G)	(D)	(D)	2	—	—	—	—	—	—	1	1	—	
3362	Motor vehicle body & trailer mfg . . . . .	(E)	(D)	(D)	14	5	1	4	1	2	1	—	—	—	
33621	Motor vehicle body & trailer mfg . . . . .	(E)	(D)	(D)	14	5	1	4	1	2	1	—	—	—	
336211	Motor vehicle body mfg . . . . .	(C)	(D)	(D)	7	2	1	2	1	1	—	—	—	—	
336212	Truck trailer mfg . . . . .	(C)	(D)	(D)	4	1	—	1	—	1	—	—	—	—	
336214	Travel trailer & camper mfg . . . . .	(B)	(D)	(D)	3	2	—	1	—	—	—	—	—	—	
3363	Motor vehicle parts mfg . . . . .	(F)	(D)	(D)	16	4	1	3	2	4	2	—	—	—	
33631	Motor vehicle gas engine & engine parts mfg . . . . .	(A)	(D)	(D)	2	1	—	1	—	—	—	—	—	—	
336312	Gasoline engine & engine parts mfg . . . .	(A)	(D)	(D)	2	1	—	1	—	—	—	—	—	—	
33632	MV electrical & electronic equipment mfg . .	(F)	(D)	(D)	8	1	—	—	1	4	2	—	—	—	
336322	Other MV electrical & electronic equip mfg . . . . .	(F)	(D)	(D)	8	1	—	—	1	4	2	—	—	—	
33634	Motor vehicle brake system mfg . . . . .	(B)	(D)	(D)	2	—	1	1	—	—	—	—	—	—	
336340	Motor vehicle brake system mfg . . . . .	(B)	(D)	(D)	2	—	1	1	—	—	—	—	—	—	
33635	MV transmission & power train parts mfg . .	(A)	(D)	(D)	1	—	—	1	—	—	—	—	—	—	
336350	MV transmission & power train parts mfg . . . . .	(A)	(D)	(D)	1	—	—	1	—	—	—	—	—	—	
33636	Motor vehicle seating & interior trim mfg . . .	(A)	(D)	(D)	1	1	—	—	—	—	—	—	—	—	
336360	Motor vehicle seating & interior trim mfg . .	(A)	(D)	(D)	1	1	—	—	—	—	—	—	—	—	
33639	Other motor vehicle parts mfg . . . . .	(B)	(D)	(D)	2	1	—	—	1	—	—	—	—	—	
336399	All other motor vehicle parts mfg . . . . .	(B)	(D)	(D)	2	1	—	—	1	—	—	—	—	—	
3364	Aerospace product & parts mfg . . . . .	(F)	(D)	(D)	5	—	2	1	1	—	—	—	1	—	
33641	Aerospace product & parts mfg . . . . .	(F)	(D)	(D)	5	—	2	1	1	—	—	—	1	—	
336411	Aircraft mfg . . . . .	(A)	(D)	(D)	2	—	2	—	—	—	—	—	—	—	
336412	Aircraft engine & engine parts mfg . . . . .	(B)	(D)	(D)	1	—	—	—	1	—	—	—	—	—	
336413	Other aircraft part & auxiliary equipment mfg . . . . .	(F)	(D)	(D)	2	—	—	1	—	—	—	—	1	—	
3366	Ship & boat building . . . . .	(B)	(D)	(D)	1	—	—	—	—	1	—	—	—	—	
33661	Ship & boat building . . . . .	(B)	(D)	(D)	1	—	—	—	—	1	—	—	—	—	
336612	Boat building . . . . .	(B)	(D)	(D)	1	—	—	—	—	1	—	—	—	—	
3369	Other transportation equipment mfg . . . . .	(C)	(D)	(D)	3	1	—	—	1	1	—	—	—	—	
33699	Other transportation equipment mfg . . . . .	(C)	(D)	(D)	3	1	—	—	1	1	—	—	—	—	
336992	Mil armored veh, tank & tank component mfg . . . . .	(B)	(D)	(D)	1	—	—	—	1	—	—	—	—	—	
336999	All other transportation equipment mfg . . .	(B)	(D)	(D)	2	1	—	—	—	1	—	—	—	—	
337	Furniture & related product mfg . . . . .	1 083	6 155	25 854	55	19	13	10	10	1	1	1	—	—	
3371	HH & institutional furniture & kitchen cabinet mfg . . . . .	(F)	(D)	(D)	45	15	12	8	7	1	1	1	—	—	
33711	Wood kitchen cabinet & countertop mfg . . .	(F)	(D)	(D)	30	11	8	5	5	—	—	1	—	—	
337110	Wood kitchen cabinet & countertop mfg . .	(F)	(D)	(D)	30	11	8	5	5	—	—	1	—	—	
33712	Household & institutional furniture mfg . . .	(E)	(D)	(D)	15	4	4	3	2	1	1	—	—	—	
337121	Upholstered household furniture mfg . . . .	(B)	(D)	(D)	4	1	2	—	1	—	—	—	—	—	
337122	Nonupholstered wood household furniture mfg . . . . .	(C)	(D)	(D)	8	2	2	—	1	—	1	—	—	—	
337127	Institutional furniture mfg . . . . .	(C)	(D)	(D)	3	1	—	2	—	1	—	—	—	—	

Note: Employment-size classes are indicated as follows: A—0 to 19; B—20 to 99; C—100 to 249; E—250 to 499; F—500 to 999; G—1,000 to 2,499; H—2,500 to 4,999; I—5,000 to 9,999; J—10,000 to 24,999; K—25,000 to 49,999; L—50,000 to 99,999; M—100,000 or more.















**Table 2. The State—Employees, Payroll, and Establishments by Industry: 1999—Con.**

[Excludes most government employees, railroad employees, and self-employed persons. Size class 1 to 4 includes establishments with payroll, but no employees, during mid-March pay period. (D) denotes figures withheld to avoid disclosing data for individual companies; the data are included in broader industry totals. For explanation of terms, abbreviations, and data reliability/comparability, see introductory text.]

NAICS code	Industry	Number of employees for week including March 12	Payroll (\$1,000)		Total number of establishments	Number of establishments by employment-size class									
			First quarter	Annual		1 to 4	5 to 9	10 to 19	20 to 49	50 to 99	100 to 249	250 to 499	500 to 999	1,000 or more	
<b>48-49</b>	<b>Transportation &amp; warehousing—Con.</b>														
493	Warehousing & storage	(B)	(D)	(D)	13	9	1	1	2	—	—	—	—	—	—
4931	Warehousing & storage	(B)	(D)	(D)	13	9	1	1	2	—	—	—	—	—	—
49311	General warehousing & storage	(A)	(D)	(D)	5	4	1	—	—	—	—	—	—	—	—
493110	General warehousing & storage	(A)	(D)	(D)	5	4	1	—	—	—	—	—	—	—	—
49312	Refrigerated warehousing & storage	(A)	(D)	(D)	2	2	—	—	—	—	—	—	—	—	—
493120	Refrigerated warehousing & storage	(A)	(D)	(D)	2	2	—	—	—	—	—	—	—	—	—
49313	Farm product warehousing & storage	(B)	(D)	(D)	4	2	—	1	1	—	—	—	—	—	—
493130	Farm product warehousing & storage	(B)	(D)	(D)	4	2	—	1	1	—	—	—	—	—	—
49319	Other warehousing & storage	(B)	(D)	(D)	2	1	—	—	1	—	—	—	—	—	—
493190	Other warehousing & storage	(B)	(D)	(D)	2	1	—	—	1	—	—	—	—	—	—
<b>51</b>	<b>Information</b>	<b>8 085</b>	<b>54 063</b>	<b>235 856</b>	<b>366</b>	<b>162</b>	<b>78</b>	<b>50</b>	<b>48</b>	<b>15</b>	<b>9</b>	<b>2</b>	<b>2</b>	<b>—</b>	<b>—</b>
511	Publishing industries	2 935	21 263	98 066	97	40	24	13	13	1	4	1	1	—	—
5111	Newspaper, periodical, book, database publishers	1 727	8 415	36 832	82	34	21	12	10	1	3	1	—	—	—
51111	Newspaper publishers	1 524	7 304	32 028	59	21	19	7	7	1	3	1	—	—	—
511110	Newspaper publishers	1 524	7 304	32 028	59	21	19	7	7	1	3	1	—	—	—
51112	Periodical publishers	(B)	(D)	(D)	11	6	1	3	1	—	—	—	—	—	—
511120	Periodical publishers	(B)	(D)	(D)	11	6	1	3	1	—	—	—	—	—	—
51113	Book publishers	(A)	(D)	(D)	1	1	—	—	—	—	—	—	—	—	—
511130	Book publishers	(A)	(D)	(D)	1	1	—	—	—	—	—	—	—	—	—
51114	Database and directory publishers	(A)	(D)	(D)	1	1	—	—	—	—	—	—	—	—	—
511140	Database and directory publishers	(A)	(D)	(D)	1	1	—	—	—	—	—	—	—	—	—
51119	Other publishers	(C)	(D)	(D)	10	5	1	2	2	—	—	—	—	—	—
511199	All other publishers	(C)	(D)	(D)	10	5	1	2	2	—	—	—	—	—	—
5112	Software publishers	1 208	12 848	61 234	15	6	3	1	3	—	1	—	1	—	—
51121	Software publishers	1 208	12 848	61 234	15	6	3	1	3	—	1	—	1	—	—
511210	Software publishers	1 208	12 848	61 234	15	6	3	1	3	—	1	—	1	—	—
512	Motion picture & sound recording industries	(E)	(D)	(D)	33	9	11	7	6	—	—	—	—	—	—
5121	Motion picture & video industries	(E)	(D)	(D)	32	9	10	7	6	—	—	—	—	—	—
51211	Motion picture & video production	(A)	(D)	(D)	4	3	1	—	—	—	—	—	—	—	—
512110	Motion picture & video production	(A)	(D)	(D)	4	3	1	—	—	—	—	—	—	—	—
51213	Motion picture & video exhibition	(E)	(D)	(D)	24	5	7	6	6	—	—	—	—	—	—
512131	Motion picture theaters (except drive-ins)	(E)	(D)	(D)	23	4	7	6	6	—	—	—	—	—	—
512132	Drive-in motion picture theaters	(A)	(D)	(D)	1	1	—	—	—	—	—	—	—	—	—
51219	Postprod & other movie & video industries	(D)	(D)	(D)	4	1	2	1	—	—	—	—	—	—	—
512191	Teleproduction & oth postproduction services	(B)	(D)	(D)	4	1	2	1	—	—	—	—	—	—	—
5122	Sound recording industries	(A)	(D)	(D)	1	—	1	—	—	—	—	—	—	—	—
51221	Record production	(A)	(D)	(D)	1	—	1	—	—	—	—	—	—	—	—
512210	Record production	(A)	(D)	(D)	1	—	1	—	—	—	—	—	—	—	—
513	Broadcasting & telecommunications	(H)	(D)	(D)	194	86	36	28	27	13	4	—	—	—	—
5131	Radio & television broadcasting	(G)	(D)	(D)	63	15	11	17	12	7	1	—	—	—	—
51311	Radio broadcasting	(F)	(D)	(D)	44	13	7	15	7	2	—	—	—	—	—
513111	Radio networks	(A)	(D)	(D)	1	—	—	1	—	—	—	—	—	—	—
513112	Radio stations	(F)	(D)	(D)	43	13	7	14	7	2	—	—	—	—	—
51312	Television broadcasting	761	4 348	19 225	19	2	4	2	5	5	1	—	—	—	—
513120	Television broadcasting	761	4 348	19 225	19	2	4	2	5	5	1	—	—	—	—
5132	Cable networks & program distribution	214	1 494	6 469	26	16	5	2	2	1	—	—	—	—	—
51321	Cable networks	(B)	(D)	(D)	2	1	—	—	1	—	—	—	—	—	—
513210	Cable networks	(B)	(D)	(D)	2	1	—	—	1	—	—	—	—	—	—
51322	Cable & other program distribution	(C)	(D)	(D)	24	15	5	2	1	1	—	—	—	—	—
513220	Cable & other program distribution	(C)	(D)	(D)	24	15	5	2	1	1	—	—	—	—	—
5133	Telecommunications	1 682	15 340	66 305	105	55	20	9	13	5	3	—	—	—	—
51331	Wired telecommunications carriers	1 466	13 459	58 399	64	28	12	6	10	5	3	—	—	—	—
513310	Wired telecommunications carriers	1 466	13 459	58 399	64	28	12	6	10	5	3	—	—	—	—
51332	Wireless telecom carriers (exc satellite)	(C)	(D)	(D)	37	24	7	3	3	—	—	—	—	—	—
513321	Paging	(A)	(D)	(D)	3	2	—	1	—	—	—	—	—	—	—
513322	Cellular & other wireless telecommunications	(C)	(D)	(D)	34	22	7	2	3	—	—	—	—	—	—
51333	Telecommunications resellers	(A)	(D)	(D)	1	1	—	—	—	—	—	—	—	—	—
513330	Telecommunications resellers	(A)	(D)	(D)	1	1	—	—	—	—	—	—	—	—	—
51334	Satellite telecommunications	(A)	(D)	(D)	1	1	—	—	—	—	—	—	—	—	—
513340	Satellite telecommunications	(A)	(D)	(D)	1	1	—	—	—	—	—	—	—	—	—
51339	Other telecommunications	(D)	(D)	(D)	2	1	1	—	—	—	—	—	—	—	—
513390	Other telecommunications	(A)	(D)	(D)	2	1	1	—	—	—	—	—	—	—	—
514	Information & data processing services	(G)	(D)	(D)	42	27	7	2	2	1	1	1	1	—	—
5141	Information services	(B)	(D)	(D)	20	14	4	2	—	—	—	—	—	—	—
51411	News syndicates	(A)	(D)	(D)	1	—	1	—	—	—	—	—	—	—	—
514110	News syndicates	(A)	(D)	(D)	1	—	1	—	—	—	—	—	—	—	—
51412	Libraries & archives	17	9	35	5	3	2	—	—	—	—	—	—	—	—
514120	Libraries & archives	17	9	35	5	3	2	—	—	—	—	—	—	—	—
51419	Other information services	(B)	(D)	(D)	14	11	1	2	—	—	—	—	—	—	—
514191	On-line information services	(B)	(D)	(D)	14	11	1	2	—	—	—	—	—	—	—
5142	Data processing services	(G)	(D)	(D)	22	13	3	—	2	1	1	1	1	—	—
51421	Data processing services	(G)	(D)	(D)	22	13	3	—	2	1	1	1	1	—	—
514210	Data processing services	(G)	(D)	(D)	22	13	3	—	2	1	1	1	1	—	—
<b>52</b>	<b>Finance &amp; insurance</b>	<b>13 388</b>	<b>103 341</b>	<b>409 695</b>	<b>1 413</b>	<b>961</b>	<b>200</b>	<b>136</b>	<b>81</b>	<b>22</b>	<b>10</b>	<b>—</b>	<b>2</b>	<b>1</b>	<b>—</b>
522	Credit intermediation & related activities	7 741	58 765	224 847	517	201	133	97	61	17	7	—	1	—	—
5221	Depository credit intermediation	6 947	49 488	187 805	448	171	107	92	55	16	6	—	1	—	—
52211	Commercial banking	5 924	43 147	164 282	326	114	69	74	49	14	5	—	1	—	—
522110	Commercial banking	5 924	43 147	164 282	326	114	69	74	49	14	5	—	1	—	—
52212	Savings institutions	(E)	(D)	(D)	31	8	15	5	2	—	1	—	—	—	—
522120	Savings institutions	(E)	(D)	(D)	31	8	15	5	2	—	1	—	—	—	—
52213	Credit unions	(F)	(D)	(D)	91	49	23	13	4	2	—	—	—	—	—
522130	Credit unions	(F)	(D)	(D)	91	49	23	13	4	2	—	—	—	—	—

Note: Employment-size classes are indicated as follows: A—0 to 19; B—20 to 99; C—100 to 249; E—250 to 499; F—500 to 999; G—1,000 to 2,499; H—2,500 to 4,999; I—5,000 to 9,999; J—10,000 to 24,999; K—25,000 to 49,999; L—50,000 to 99,999; M—100,000 or more.

**Table 2. The State—Employees, Payroll, and Establishments by Industry: 1999—Con.**

[Excludes most government employees, railroad employees, and self-employed persons. Size class 1 to 4 includes establishments with payroll, but no employees, during mid-March pay period. (D) denotes figures withheld to avoid disclosing data for individual companies; the data are included in broader industry totals. For explanation of terms, abbreviations, and data reliability/comparability, see introductory text]

NAICS code	Industry	Number of employees for week including March 12	Payroll (\$1,000)		Total number of establishments	Number of establishments by employment-size class										
			First quarter	Annual		1 to 4	5 to 9	10 to 19	20 to 49	50 to 99	100 to 249	250 to 499	500 to 999	1,000 or more		
<b>52</b>	<b>Finance &amp; insurance—Con.</b>															
522	Credit intermediation & related activities—Con.															
5222	Nondepository credit intermediation	494	4 977	17 020	62	28	25	4	4	1	—	—	—	—	—	—
52221	Credit card issuing	(B)	(D)	(D)	1	—	—	—	1	—	—	—	—	—	—	—
522210	Credit card issuing	(B)	(D)	(D)	1	—	—	—	1	—	—	—	—	—	—	—
52222	Sales financing	(B)	(D)	(D)	8	3	1	3	1	—	—	—	—	—	—	—
522220	Sales financing	(B)	(D)	(D)	8	3	1	3	1	—	—	—	—	—	—	—
52229	Other nondepository credit intermediation	(E)	(D)	(D)	53	25	24	1	2	1	—	—	—	—	—	—
522291	Consumer lending	(B)	(D)	(D)	14	5	9	—	—	—	—	—	—	—	—	—
522292	Real estate credit	(B)	(D)	(D)	12	8	3	—	1	—	—	—	—	—	—	—
522294	Secondary market financing	(A)	(D)	(D)	1	1	—	—	—	—	—	—	—	—	—	—
522298	All oth nondepository credit intermediation															
		226	2 238	7 346	26	11	12	1	1	1	—	—	—	—	—	—
5223	Activities related to credit intermediation	300	4 300	20 022	7	2	1	1	2	—	1	—	—	—	—	—
52231	Mortgage & nonmortgage brokers	(C)	(D)	(D)	2	1	—	—	—	—	1	—	—	—	—	—
522310	Mortgage & nonmortgage brokers	(C)	(D)	(D)	2	1	—	—	—	—	1	—	—	—	—	—
52232	Financial clearinghouse & reserve activities	(B)	(D)	(D)	3	1	—	—	2	—	—	—	—	—	—	—
522320	Financial clearinghouse & reserve activities	(B)	(D)	(D)	3	1	—	—	2	—	—	—	—	—	—	—
52239	Other credit intermediation activities	(A)	(D)	(D)	2	—	1	1	—	—	—	—	—	—	—	—
522390	Other credit intermediation activities	(A)	(D)	(D)	2	—	1	1	—	—	—	—	—	—	—	—
523	Security, commodity contracts & like activity	(F)	(D)	(D)	160	136	5	12	6	—	1	—	—	—	—	—
5231	Scrtcy & comdty contracts intermed & brokerage	(E)	(D)	(D)	117	100	4	8	5	—	—	—	—	—	—	—
52311	Investment banking & securities dealing	(A)	(D)	(D)	7	7	—	—	—	—	—	—	—	—	—	—
523110	Investment banking & securities dealing	(A)	(D)	(D)	7	7	—	—	—	—	—	—	—	—	—	—
52312	Securities brokerage	(E)	(D)	(D)	98	83	3	7	5	—	—	—	—	—	—	—
523120	Securities brokerage	(E)	(D)	(D)	98	83	3	7	5	—	—	—	—	—	—	—
52313	Commodity contracts dealing	(A)	(D)	(D)	3	3	—	—	—	—	—	—	—	—	—	—
523130	Commodity contracts dealing	(A)	(D)	(D)	3	3	—	—	—	—	—	—	—	—	—	—
52314	Commodity contracts brokerage	28	288	1 008	9	7	1	1	—	—	—	—	—	—	—	—
523140	Commodity contracts brokerage	28	288	1 008	9	7	1	1	—	—	—	—	—	—	—	—
5239	Other financial investment activities	325	4 035	17 311	43	36	1	4	1	—	1	—	—	—	—	—
52391	Miscellaneous intermediation	(A)	(D)	(D)	6	6	—	—	—	—	—	—	—	—	—	—
523910	Miscellaneous intermediation	(A)	(D)	(D)	6	6	—	—	—	—	—	—	—	—	—	—
52392	Portfolio management	231	3 549	15 103	10	7	—	1	1	—	1	—	—	—	—	—
523920	Portfolio management	231	3 549	15 103	10	7	—	1	1	—	1	—	—	—	—	—
52393	Investment advice	(B)	(D)	(D)	14	12	—	2	—	—	—	—	—	—	—	—
523930	Investment advice	(B)	(D)	(D)	14	12	—	2	—	—	—	—	—	—	—	—
52399	All other financial investment activities	(B)	(D)	(D)	13	11	1	1	—	—	—	—	—	—	—	—
523991	Trust, fiduciary & custody activities	(A)	(D)	(D)	3	2	—	1	—	—	—	—	—	—	—	—
523999	Miscellaneous financial investment activities	(B)	(D)	(D)	10	9	1	—	—	—	—	—	—	—	—	—
524	Insurance carriers & related activities	(H)	(D)	(D)	732	621	61	27	14	5	2	—	1	1	—	—
5241	Insurance carriers	3 119	22 711	93 263	106	69	12	13	4	4	2	—	1	1	—	—
52411	Direct life, health, medical insurance carriers	2 605	18 462	75 660	40	17	7	9	2	2	1	—	1	1	—	—
524113	Direct life insurance carriers	(G)	(D)	(D)	28	13	3	6	2	2	1	—	1	—	—	—
524114	Direct health & medical insurance carriers	(G)	(D)	(D)	12	4	4	3	—	—	—	—	—	—	—	1
52412	Other direct insurance carriers	(F)	(D)	(D)	65	51	5	4	2	2	1	—	—	—	—	—
524126	Direct property & casualty insurance carriers	(F)	(D)	(D)	65	51	5	4	2	2	1	—	—	—	—	—
52413	Reinsurance carriers	(A)	(D)	(D)	1	1	—	—	—	—	—	—	—	—	—	—
524130	Reinsurance carriers	(A)	(D)	(D)	1	1	—	—	—	—	—	—	—	—	—	—
5242	Agencies & other insurance related activities	(G)	(D)	(D)	626	552	49	14	10	1	—	—	—	—	—	—
52421	Insurance agencies & brokerages	(G)	(D)	(D)	595	531	42	11	10	1	—	—	—	—	—	—
524210	Insurance agencies & brokerages	(G)	(D)	(D)	595	531	42	11	10	1	—	—	—	—	—	—
52429	Other insurance related activities	(C)	(D)	(D)	31	21	7	3	—	—	—	—	—	—	—	—
524291	Claims adjusting	(B)	(D)	(D)	14	8	3	3	—	—	—	—	—	—	—	—
524292	Insurance & pension funds, third party admin	(B)	(D)	(D)	11	8	3	—	—	—	—	—	—	—	—	—
524298	All other insurance related activities	(A)	(D)	(D)	6	5	1	—	—	—	—	—	—	—	—	—
525	Funds, trusts, & other financial vehicles (part)	(A)	(D)	(D)	4	3	1	—	—	—	—	—	—	—	—	—
5259	Other investment pools & funds	(A)	(D)	(D)	4	3	1	—	—	—	—	—	—	—	—	—
52593	Real estate investment trusts	(A)	(D)	(D)	4	3	1	—	—	—	—	—	—	—	—	—
525930	Real estate investment trusts	(A)	(D)	(D)	4	3	1	—	—	—	—	—	—	—	—	—
<b>53</b>	<b>Real estate &amp; rental &amp; leasing</b>	<b>3 465</b>	<b>13 302</b>	<b>63 187</b>	<b>658</b>	<b>495</b>	<b>91</b>	<b>49</b>	<b>13</b>	<b>7</b>	<b>3</b>	—	—	—	—	—
531	Real estate	2 199	7 892	38 276	502	413	53	20	9	5	2	—	—	—	—	—
5311	Lessors of real estate	1 022	3 218	13 843	298	249	29	14	3	3	—	—	—	—	—	—
531110	Lessors of residential buildings & dwellings	636	2 150	8 770	196	167	19	6	2	2	—	—	—	—	—	—
53112	Lessors of nonres bldg (exc miniwarehouses)	211	661	3 087	63	51	5	6	1	—	—	—	—	—	—	—
531120	Lessors of nonres bldg (exc miniwarehouses)	211	661	3 087	63	51	5	6	1	—	—	—	—	—	—	—
53113	Lessors of miniwarehouses & self storage units	(A)	(D)	(D)	5	5	—	—	—	—	—	—	—	—	—	—
531130	Lessors of miniwarehouses & self storage units	(A)	(D)	(D)	5	5	—	—	—	—	—	—	—	—	—	—
53119	Lessors of other real estate property	(C)	(D)	(D)	34	26	5	2	—	1	—	—	—	—	—	—
531190	Lessors of other real estate property	(C)	(D)	(D)	34	26	5	2	—	1	—	—	—	—	—	—
5312	Offices of real estate agents & brokers	531	2 402	13 645	101	84	10	2	4	—	1	—	—	—	—	—
53121	Offices of real estate agents & brokers	531	2 402	13 645	101	84	10	2	4	—	1	—	—	—	—	—
531210	Offices of real estate agents & brokers	531	2 402	13 645	101	84	10	2	4	—	1	—	—	—	—	—

Note: Employment-size classes are indicated as follows: A—0 to 19; B—20 to 99; C—100 to 249; E—250 to 499; F—500 to 999; G—1,000 to 2,499; H—2,500 to 4,999; I—5,000 to 9,999; J—10,000 to 24,999; K—25,000 to 49,999; L—50,000 to 99,999; M—100,000 or more.

**Table 2. The State—Employees, Payroll, and Establishments by Industry: 1999—Con.**

[Excludes most government employees, railroad employees, and self-employed persons. Size class 1 to 4 includes establishments with payroll, but no employees, during mid-March pay period. (D) denotes figures withheld to avoid disclosing data for individual companies; the data are included in broader industry totals. For explanation of terms, abbreviations, and data reliability/comparability, see introductory text]

NAICS code	Industry	Number of employees for week including March 12	Payroll (\$1,000)		Total number of establishments	Number of establishments by employment-size class										
			First quarter	Annual		1 to 4	5 to 9	10 to 19	20 to 49	50 to 99	100 to 249	250 to 499	500 to 999	1,000 or more		
<b>53</b>	<b>Real estate &amp; rental &amp; leasing—Con.</b>															
531	Real estate—Con.															
5313	Activities related to real estate .....	646	2 272	10 788	103	80	14	4	2	2	1	—	—	—	—	—
53131	Real estate property managers .....	556	1 675	8 141	64	47	8	4	2	2	1	—	—	—	—	—
531311	Residential property managers .....	(F)	(D)	(D)	57	40	8	4	2	2	1	—	—	—	—	—
531312	Nonresidential property managers .....	(A)	(D)	(D)	7	7	—	—	—	—	—	—	—	—	—	—
53132	Offices of real estate appraisers .....	(B)	(D)	(D)	28	24	4	—	—	—	—	—	—	—	—	—
531320	Offices of real estate appraisers .....	(B)	(D)	(D)	28	24	4	—	—	—	—	—	—	—	—	—
53139	Other activities related to real estate .....	(B)	(D)	(D)	11	9	2	—	—	—	—	—	—	—	—	—
531390	Other activities related to real estate .....	(B)	(D)	(D)	11	9	2	—	—	—	—	—	—	—	—	—
532	Rental & leasing services .....	(G)	(D)	(D)	150	77	38	28	4	2	1	—	—	—	—	—
5321	Automotive equipment rental & leasing .....	(E)	(D)	(D)	35	17	9	8	—	—	1	—	—	—	—	—
53211	Passenger car rental & leasing .....	(E)	(D)	(D)	15	5	4	5	—	—	1	—	—	—	—	—
532111	Passenger car rental .....	(E)	(D)	(D)	14	4	4	5	—	—	1	—	—	—	—	—
532112	Passenger car leasing .....	(A)	(D)	(D)	1	1	—	—	—	—	—	—	—	—	—	—
53212	Truck, utility trailer & RV rental & leasing ..	(C)	(D)	(D)	20	12	5	3	—	—	—	—	—	—	—	—
532120	Truck, utility trailer & RV rental & leasing .....	(C)	(D)	(D)	20	12	5	3	—	—	—	—	—	—	—	—
5322	Consumer goods rental .....	(E)	(D)	(D)	70	39	18	10	2	1	—	—	—	—	—	—
53221	Consumer electronics & appliances rental ..	(A)	(D)	(D)	2	2	—	—	—	—	—	—	—	—	—	—
532210	Consumer electronics & appliances rental .....	(A)	(D)	(D)	2	2	—	—	—	—	—	—	—	—	—	—
53222	Formal wear & costume rental .....	(B)	(D)	(D)	4	2	1	1	—	—	—	—	—	—	—	—
532220	Formal wear & costume rental .....	(B)	(D)	(D)	4	2	1	1	—	—	—	—	—	—	—	—
53223	Video tape & disc rental .....	(E)	(D)	(D)	46	19	15	9	2	1	—	—	—	—	—	—
532230	Video tape & disc rental .....	(E)	(D)	(D)	46	19	15	9	2	1	—	—	—	—	—	—
53229	Other consumer goods rental .....	(B)	(D)	(D)	18	16	2	—	—	—	—	—	—	—	—	—
532291	Home health equipment rental .....	(A)	(D)	(D)	4	4	—	—	—	—	—	—	—	—	—	—
532292	Recreational goods rental .....	(A)	(D)	(D)	2	2	—	—	—	—	—	—	—	—	—	—
532299	All other consumer goods rental .....	(B)	(D)	(D)	12	10	2	—	—	—	—	—	—	—	—	—
5323	General rental centers .....	(B)	(D)	(D)	7	1	4	2	—	—	—	—	—	—	—	—
53231	General rental centers .....	(B)	(D)	(D)	7	1	4	2	—	—	—	—	—	—	—	—
532310	General rental centers .....	(B)	(D)	(D)	7	1	4	2	—	—	—	—	—	—	—	—
5324	Commercial, industrial equip rental & leasing .	333	2 263	10 222	38	20	7	8	2	1	—	—	—	—	—	—
53241	Const, trans, mining equip rental & leasing .	101	756	3 375	18	9	6	3	—	—	—	—	—	—	—	—
532411	Commercial trans equip (exc MV) rental, lease .....	4	24	118	4	4	—	—	—	—	—	—	—	—	—	—
532412	Const, mining, forestry equip rental & leasing .....	97	732	3 257	14	5	6	3	—	—	—	—	—	—	—	—
53249	Oth commercial, industrial equip rental, lease .....	232	1 507	6 847	20	11	1	5	2	1	—	—	—	—	—	—
532490	Oth commercial, industrial equip rental, lease .....	232	1 507	6 847	20	11	1	5	2	1	—	—	—	—	—	—
533	Lessors of other nonfinancial intangible asset ..	(B)	(D)	(D)	6	5	—	1	—	—	—	—	—	—	—	—
5331	Lessors of other nonfinancial intangible asset .....	(B)	(D)	(D)	6	5	—	1	—	—	—	—	—	—	—	—
53311	Lessors of other nonfinancial intangible asset .....	(B)	(D)	(D)	6	5	—	1	—	—	—	—	—	—	—	—
533110	Lessors of other nonfinancial intangible asset .....	(B)	(D)	(D)	6	5	—	1	—	—	—	—	—	—	—	—
<b>54</b>	<b>Professional, scientific &amp; technical services .....</b>	<b>8 681</b>	<b>50 214</b>	<b>244 306</b>	<b>1 252</b>	<b>867</b>	<b>207</b>	<b>104</b>	<b>56</b>	<b>10</b>	<b>5</b>	<b>2</b>	<b>1</b>			
541	Professional, scientific & technical services ....	8 681	50 214	244 306	1 252	867	207	104	56	10	5	2	1			
5411	Legal services .....	1 697	11 843	55 996	415	322	49	30	13	1	—	—	—	—	—	—
54111	Offices of lawyers .....	1 502	10 939	52 112	363	281	44	25	12	1	—	—	—	—	—	—
541110	Offices of lawyers .....	1 502	10 939	52 112	363	281	44	25	12	1	—	—	—	—	—	—
54119	Other legal services .....	195	904	3 884	52	41	5	5	1	—	—	—	—	—	—	—
541191	Title abstract & settlement offices .....	195	904	3 884	52	41	5	5	1	—	—	—	—	—	—	—
5412	Accounting, tax prep, bookkeep, payroll services .....	1 777	9 189	39 037	239	171	37	16	10	3	1	1	—	—	—	—
54121	Accounting, tax prep, bookkeep, payroll services .....	1 777	9 189	39 037	239	171	37	16	10	3	1	1	—	—	—	—
541211	Offices of certified public accountants ...	917	6 309	27 329	131	85	27	12	5	1	1	—	—	—	—	—
541213	Tax preparation services .....	(E)	(D)	(D)	49	39	5	1	3	1	—	—	—	—	—	—
541214	Payroll services .....	(E)	(D)	(D)	5	1	—	1	2	—	—	1	—	—	—	—
541219	Other accounting services .....	(C)	(D)	(D)	54	46	5	2	—	1	—	—	—	—	—	—
5413	Architectural, engineering & related services .	1 512	11 600	63 997	174	85	40	27	18	4	—	—	—	—	—	—
54131	Architectural services .....	271	2 126	11 853	39	14	16	8	1	—	—	—	—	—	—	—
541310	Architectural services .....	271	2 126	11 853	39	14	16	8	1	—	—	—	—	—	—	—
54132	Landscape architectural services .....	(A)	(D)	(D)	15	15	—	—	—	—	—	—	—	—	—	—
541320	Landscape architectural services .....	(A)	(D)	(D)	15	15	—	—	—	—	—	—	—	—	—	—
54133	Engineering services .....	1 008	8 270	45 612	77	27	17	15	14	4	—	—	—	—	—	—
541330	Engineering services .....	1 008	8 270	45 612	77	27	17	15	14	4	—	—	—	—	—	—
54134	Drafting services .....	(A)	(D)	(D)	1	1	—	—	—	—	—	—	—	—	—	—
541340	Drafting services .....	(A)	(D)	(D)	1	1	—	—	—	—	—	—	—	—	—	—
54135	Building inspection services .....	(A)	(D)	(D)	2	2	—	—	—	—	—	—	—	—	—	—
541350	Building inspection services .....	(A)	(D)	(D)	2	2	—	—	—	—	—	—	—	—	—	—
54136	Geophysical surveying & mapping services .....	(A)	(D)	(D)	1	1	—	—	—	—	—	—	—	—	—	—
541360	Geophysical surveying & mapping services .....	(A)	(D)	(D)	1	1	—	—	—	—	—	—	—	—	—	—
54137	Surveying, mapping (exc geophysical) services .....	(B)	(D)	(D)	11	11	—	—	—	—	—	—	—	—	—	—
541370	Surveying, mapping (exc geophysical) services .....	(B)	(D)	(D)	11	11	—	—	—	—	—	—	—	—	—	—
54138	Testing laboratories .....	(C)	(D)	(D)	28	14	7	4	3	—	—	—	—	—	—	—
541380	Testing laboratories .....	(C)	(D)	(D)	28	14	7	4	3	—	—	—	—	—	—	—

Note: Employment-size classes are indicated as follows: A—0 to 19; B—20 to 99; C—100 to 249; E—250 to 499; F—500 to 999; G—1,000 to 2,499; H—2,500 to 4,999; I—5,000 to 9,999; J—10,000 to 24,999; K—25,000 to 49,999; L—50,000 to 99,999; M—100,000 or more.

**Table 2. The State—Employees, Payroll, and Establishments by Industry: 1999—Con.**

[Excludes most government employees, railroad employees, and self-employed persons. Size class 1 to 4 includes establishments with payroll, but no employees, during mid-March pay period. (D) denotes figures withheld to avoid disclosing data for individual companies; the data are included in broader industry totals. For explanation of terms, abbreviations, and data reliability/comparability, see introductory text]

NAICS code	Industry	Number of employees for week including March 12	Payroll (\$1,000)		Total number of establishments	Number of establishments by employment-size class										
			First quarter	Annual		1 to 4	5 to 9	10 to 19	20 to 49	50 to 99	100 to 249	250 to 499	500 to 999	1,000 or more		
<b>54</b>	<b>Professional, scientific &amp; technical services—Con.</b>															
541	Professional, scientific & technical services—Con.															
5414	Specialized design services . . . . .	(C)	(D)	(D)	24	20	2	1	—	1	—	—	—	—	—	—
54141	Interior design services . . . . .	(C)	(D)	(D)	12	9	1	1	—	1	—	—	—	—	—	—
541410	Interior design services . . . . .	(C)	(D)	(D)	12	9	1	1	—	1	—	—	—	—	—	—
54143	Graphic design services . . . . .	(A)	(D)	(D)	11	10	1	—	—	—	—	—	—	—	—	—
541430	Graphic design services . . . . .	(A)	(D)	(D)	11	10	1	—	—	—	—	—	—	—	—	—
54149	Other specialized design services . . . . .	(A)	(D)	(D)	1	1	—	—	—	—	—	—	—	—	—	—
541490	Other specialized design services . . . . .	(A)	(D)	(D)	1	1	—	—	—	—	—	—	—	—	—	—
5415	Computer systems design & related services . . . . .	1 653	8 059	37 514	68	43	11	7	4	—	1	1	1	—	—	—
54151	Computer systems design & related services . . . . .	1 653	8 059	37 514	68	43	11	7	4	—	1	1	1	—	—	—
541511	Custom computer programming services . . . . .	(E)	(D)	(D)	30	16	7	4	2	—	1	—	—	—	—	—
541512	Computer systems design services . . . . .	(C)	(D)	(D)	30	22	3	3	2	—	—	—	—	—	—	—
541513	Computer facilities management services . . . . .	(A)	(D)	(D)	2	1	1	—	—	—	—	—	—	—	—	—
541519	Other computer related services . . . . .	(G)	(D)	(D)	6	4	—	—	—	—	—	1	1	—	—	—
5416	Management, sci & tech consulting services . . . . .	346	2 087	12 556	91	80	8	1	1	—	1	—	—	—	—	—
54161	Management consulting services . . . . .	(C)	(D)	(D)	62	57	4	—	—	—	1	—	—	—	—	—
541611	Admin & gen management consulting services . . . . .	(C)	(D)	(D)	26	22	3	—	—	—	1	—	—	—	—	—
541612	Human res & exec search consulting services . . . . .	(A)	(D)	(D)	12	12	—	—	—	—	—	—	—	—	—	—
541613	Marketing consulting services . . . . .	(B)	(D)	(D)	19	18	1	—	—	—	—	—	—	—	—	—
541614	Process, phys dist & log consulting services . . . . .	(A)	(D)	(D)	2	2	—	—	—	—	—	—	—	—	—	—
541618	Other management consulting services . . . . .	(A)	(D)	(D)	3	3	—	—	—	—	—	—	—	—	—	—
54162	Environmental consulting services . . . . .	(A)	(D)	(D)	7	6	1	—	—	—	—	—	—	—	—	—
541620	Environmental consulting services . . . . .	(A)	(D)	(D)	7	6	1	—	—	—	—	—	—	—	—	—
54169	Oth scientific & technical consulting services . . . . .	(B)	(D)	(D)	22	17	3	1	1	—	—	—	—	—	—	—
541690	Oth scientific & technical consulting services . . . . .	(B)	(D)	(D)	22	17	3	1	1	—	—	—	—	—	—	—
5417	Scientific R&D services . . . . .	(C)	(D)	(D)	23	17	3	1	1	—	1	—	—	—	—	—
54171	R&D in physical, engineering & life sciences . . . . .	(C)	(D)	(D)	18	13	2	1	1	—	1	—	—	—	—	—
541710	R&D in physical, engineering & life sciences . . . . .	(C)	(D)	(D)	18	13	2	1	1	—	1	—	—	—	—	—
54172	R&D in social sciences & humanities . . . . .	(A)	(D)	(D)	5	4	1	—	—	—	—	—	—	—	—	—
541720	R&D in social sciences & humanities . . . . .	(A)	(D)	(D)	5	4	1	—	—	—	—	—	—	—	—	—
5418	Advertising & related services . . . . .	(E)	(D)	(D)	57	32	10	8	6	1	—	—	—	—	—	—
54181	Advertising agencies . . . . .	171	1 383	5 705	19	11	2	2	4	—	—	—	—	—	—	—
541810	Advertising agencies . . . . .	171	1 383	5 705	19	11	2	2	4	—	—	—	—	—	—	—
54182	Public relations agencies . . . . .	(A)	(D)	(D)	1	1	—	—	—	—	—	—	—	—	—	—
541820	Public relations agencies . . . . .	(A)	(D)	(D)	1	1	—	—	—	—	—	—	—	—	—	—
54183	Media buying agencies . . . . .	(A)	(D)	(D)	2	1	1	—	—	—	—	—	—	—	—	—
541830	Media buying agencies . . . . .	(A)	(D)	(D)	2	1	1	—	—	—	—	—	—	—	—	—
54184	Media representatives . . . . .	(B)	(D)	(D)	6	3	2	—	—	1	—	—	—	—	—	—
541840	Media representatives . . . . .	(B)	(D)	(D)	6	3	2	—	—	1	—	—	—	—	—	—
54185	Display advertising . . . . .	(B)	(D)	(D)	4	3	—	1	—	—	—	—	—	—	—	—
541850	Display advertising . . . . .	(B)	(D)	(D)	4	3	—	1	—	—	—	—	—	—	—	—
54186	Direct mail advertising . . . . .	(C)	(D)	(D)	7	3	1	1	2	—	—	—	—	—	—	—
541860	Direct mail advertising . . . . .	(C)	(D)	(D)	7	3	1	1	2	—	—	—	—	—	—	—
54187	Advertising material distribution services . . . . .	(A)	(D)	(D)	2	1	—	—	—	—	—	—	—	—	—	—
541870	Advertising material distribution services . . . . .	(A)	(D)	(D)	2	1	—	—	—	—	—	—	—	—	—	—
54189	Other services related to advertising . . . . .	(B)	(D)	(D)	16	9	4	3	—	—	—	—	—	—	—	—
541890	Other services related to advertising . . . . .	(B)	(D)	(D)	16	9	4	3	—	—	—	—	—	—	—	—
5419	Oth professional, scientific, technical services . . . . .	900	3 180	15 400	161	97	47	13	3	—	1	—	—	—	—	—
54191	Marketing research & public opinion polling . . . . .	(C)	(D)	(D)	6	4	1	—	—	—	1	—	—	—	—	—
541910	Marketing research & public opinion polling . . . . .	(C)	(D)	(D)	6	4	1	—	—	—	1	—	—	—	—	—
54192	Photographic services . . . . .	(C)	(D)	(D)	59	44	14	1	—	—	—	—	—	—	—	—
541921	Photography studios, portrait . . . . .	(C)	(D)	(D)	56	41	14	1	—	—	—	—	—	—	—	—
541922	Commercial photography . . . . .	(A)	(D)	(D)	3	3	—	—	—	—	—	—	—	—	—	—
54193	Translation & interpretation services . . . . .	(B)	(D)	(D)	1	—	—	—	1	—	—	—	—	—	—	—
541930	Translation & interpretation services . . . . .	(B)	(D)	(D)	1	—	—	—	1	—	—	—	—	—	—	—
54194	Veterinary services . . . . .	412	1 668	7 930	70	31	27	10	2	—	—	—	—	—	—	—
541940	Veterinary services . . . . .	412	1 668	7 930	70	31	27	10	2	—	—	—	—	—	—	—
54199	All oth prof, scientific & technical services . . . . .	(B)	(D)	(D)	25	18	5	2	—	—	—	—	—	—	—	—
541990	All oth prof, scientific & technical services . . . . .	(B)	(D)	(D)	25	18	5	2	—	—	—	—	—	—	—	—
<b>55</b>	<b>Management of companies &amp; enterprises</b>	<b>2 106</b>	<b>23 187</b>	<b>85 093</b>	<b>87</b>	<b>32</b>	<b>18</b>	<b>15</b>	<b>10</b>	<b>6</b>	<b>5</b>	<b>1</b>	—	—	—	—
551	Management of companies & enterprises . . . . .	2 106	23 187	85 093	87	32	18	15	10	6	5	1	—	—	—	—
5511	Management of companies & enterprises . . . . .	2 106	23 187	85 093	87	32	18	15	10	6	5	1	—	—	—	—
55111	Management of companies & enterprises . . . . .	2 106	23 187	85 093	87	32	18	15	10	6	5	1	—	—	—	—
551111	Offices of bank holding companies . . . . .	(A)	(D)	(D)	4	2	1	—	—	—	—	—	—	—	—	—
551112	Offices of other holding companies . . . . .	(C)	(D)	(D)	8	4	—	3	—	1	—	—	—	—	—	—
551114	Corp, subsidiary & regional managing offices . . . . .	1 960	21 700	79 081	75	26	17	11	10	5	5	1	—	—	—	—
<b>56</b>	<b>Admin, support, waste mgt, remediation services</b>	<b>9 987</b>	<b>40 981</b>	<b>179 259</b>	<b>763</b>	<b>476</b>	<b>127</b>	<b>79</b>	<b>40</b>	<b>20</b>	<b>16</b>	<b>3</b>	<b>2</b>	—	—	—
561	Administrative & support services . . . . .	9 495	38 334	167 711	687	422	113	76	37	19	15	3	2	—	—	—
5611	Office administrative services . . . . .	1 217	8 316	37 989	35	20	6	3	2	3	—	—	1	—	—	—
56111	Office administrative services . . . . .	1 217	8 316	37 989	35	20	6	3	2	3	—	—	1	—	—	—
561110	Office administrative services . . . . .	1 217	8 316	37 989	35	20	6	3	2	3	—	—	1	—	—	—

Note: Employment-size classes are indicated as follows: A—0 to 19; B—20 to 99; C—100 to 249; E—250 to 499; F—500 to 999; G—1,000 to 2,499; H—2,500 to 4,999; I—5,000 to 9,999; J—10,000 to 24,999; K—25,000 to 49,999; L—50,000 to 99,999; M—100,000 or more.

**Table 2. The State—Employees, Payroll, and Establishments by Industry: 1999—Con.**

[Excludes most government employees, railroad employees, and self-employed persons. Size class 1 to 4 includes establishments with payroll, but no employees, during mid-March pay period. (D) denotes figures withheld to avoid disclosing data for individual companies; the data are included in broader industry totals. For explanation of terms, abbreviations, and data reliability/comparability, see introductory text]

NAICS code	Industry	Number of employees for week including March 12	Payroll (\$1,000)		Total number of establishments	Number of establishments by employment-size class									
			First quarter	Annual		1 to 4	5 to 9	10 to 19	20 to 49	50 to 99	100 to 249	250 to 499	500 to 999	1,000 or more	
<b>56</b>	<b>Admin, support, waste mgmt, remediation services—Con.</b>														
561	Administrative & support services—Con.														
5612	Facilities support services	(A)	(D)	(D)	3	3	—	—	—	—	—	—	—	—	—
56121	Facilities support services	(A)	(D)	(D)	3	3	—	—	—	—	—	—	—	—	—
561210	Facilities support services	(A)	(D)	(D)	3	3	—	—	—	—	—	—	—	—	—
5613	Employment services	1 501	4 740	23 852	32	10	4	5	3	3	7	—	—	—	—
56131	Employment placement agencies	(B)	(D)	(D)	6	4	2	—	—	—	—	—	—	—	—
561310	Employment placement agencies	(B)	(D)	(D)	6	4	2	—	—	—	—	—	—	—	—
56132	Temporary help services	1 459	4 597	23 126	24	5	2	4	3	3	7	—	—	—	—
561320	Temporary help services	1 459	4 597	23 126	24	5	2	4	3	3	7	—	—	—	—
56133	Employee leasing services	(A)	(D)	(D)	2	1	—	1	—	—	—	—	—	—	—
561330	Employee leasing services	(A)	(D)	(D)	2	1	—	1	—	—	—	—	—	—	—
5614	Business support services	2 459	7 316	28 945	100	48	15	15	11	6	3	1	1	—	—
56141	Document preparation services	(B)	(D)	(D)	4	3	—	—	—	1	—	—	—	—	—
561410	Document preparation services	(B)	(D)	(D)	4	3	—	—	—	1	—	—	—	—	—
56142	Telephone call centers	1 559	4 766	18 260	29	9	1	3	9	4	2	—	1	—	—
561421	Telephone answering services	(B)	(D)	(D)	5	2	—	3	—	—	—	—	—	—	—
561422	Telemarketing bureaus	(G)	(D)	(D)	24	7	1	—	9	4	2	—	1	—	—
56143	Business service centers	156	470	1 945	22	11	6	3	2	—	—	—	—	—	—
561431	Private mail centers	101	265	1 086	17	10	5	1	1	—	—	—	—	—	—
561439	Oth business service centers (incl copy shops)	55	205	859	5	1	1	2	1	—	—	—	—	—	—
56144	Collection agencies	223	1 073	4 514	27	14	6	6	—	1	—	—	—	—	—
561440	Collection agencies	223	1 073	4 514	27	14	6	6	—	1	—	—	—	—	—
56145	Credit bureaus	(B)	(D)	(D)	3	—	1	2	—	—	—	—	—	—	—
561450	Credit bureaus	(B)	(D)	(D)	3	—	1	2	—	—	—	—	—	—	—
56149	Other business support services	416	527	2 112	15	11	1	1	—	—	1	1	—	—	—
561491	Repossession services	(A)	(D)	(D)	1	1	—	—	—	—	—	—	—	—	—
561492	Court reporting & stenotype services	(B)	(D)	(D)	9	8	1	—	—	—	—	—	—	—	—
561499	All other business support services	392	471	1 841	5	2	—	1	—	—	1	1	—	—	—
5615	Travel arrangement & reservation services	1 385	10 231	40 242	73	42	14	9	3	1	2	2	—	—	—
56151	Travel agencies	775	5 892	24 125	54	36	9	5	1	—	2	1	—	—	—
561510	Travel agencies	775	5 892	24 125	54	36	9	5	1	—	2	1	—	—	—
56152	Tour operators	(A)	(D)	(D)	3	2	—	1	—	—	—	—	—	—	—
561520	Tour operators	(A)	(D)	(D)	3	2	—	1	—	—	—	—	—	—	—
56159	Oth travel arrangement & reservation services	(F)	(D)	(D)	16	4	5	3	2	1	—	1	—	—	—
561591	Convention and visitors bureaus	(C)	(D)	(D)	5	—	1	2	2	—	—	—	—	—	—
561599	All oth travel arrange & reservation services	(E)	(D)	(D)	11	4	4	1	—	1	—	1	—	—	—
5616	Investigation & security services	(E)	(D)	(D)	46	26	9	5	4	1	1	—	—	—	—
56161	Investigation, guard & armored car services	408	1 151	4 629	30	13	7	5	3	1	1	—	—	—	—
561611	Investigation services	(B)	(D)	(D)	13	11	1	1	—	—	—	—	—	—	—
561612	Security guards & patrol services	336	878	3 496	14	2	4	4	2	1	1	—	—	—	—
561613	Armored car services	(B)	(D)	(D)	3	—	2	—	1	—	—	—	—	—	—
56162	Security systems services	(B)	(D)	(D)	16	13	2	—	1	—	—	—	—	—	—
561621	Security systems services (except locksmiths)	(A)	(D)	(D)	7	6	1	—	—	—	—	—	—	—	—
561622	Locksmiths	(B)	(D)	(D)	9	7	1	—	1	—	—	—	—	—	—
5617	Services to buildings & dwellings	1 965	4 477	22 623	324	224	53	34	6	5	2	—	—	—	—
56171	Exterminating & pest control services	(A)	(D)	(D)	2	1	—	1	—	—	—	—	—	—	—
561710	Exterminating & pest control services	(A)	(D)	(D)	2	1	—	1	—	—	—	—	—	—	—
56172	Janitorial services	1 523	3 238	13 730	157	88	31	26	5	5	2	—	—	—	—
561720	Janitorial services	1 523	3 238	13 730	157	88	31	26	5	5	2	—	—	—	—
56173	Landscaping services	253	649	5 328	109	92	12	4	1	—	—	—	—	—	—
561730	Landscaping services	253	649	5 328	109	92	12	4	1	—	—	—	—	—	—
56174	Carpet & upholstery cleaning services	(C)	(D)	(D)	38	29	7	2	—	—	—	—	—	—	—
561740	Carpet & upholstery cleaning services	(C)	(D)	(D)	38	29	7	2	—	—	—	—	—	—	—
56179	Other services to buildings & dwellings	(B)	(D)	(D)	18	14	3	1	—	—	—	—	—	—	—
561790	Other services to buildings & dwellings	(B)	(D)	(D)	18	14	3	1	—	—	—	—	—	—	—
5619	Other support services	(E)	(D)	(D)	74	49	12	5	8	—	—	—	—	—	—
56191	Packaging & labeling services	(A)	(D)	(D)	2	2	—	—	—	—	—	—	—	—	—
561910	Packaging & labeling services	(A)	(D)	(D)	2	2	—	—	—	—	—	—	—	—	—
56192	Convention & trade show organizers	(A)	(D)	(D)	3	1	2	—	—	—	—	—	—	—	—
561920	Convention & trade show organizers	(A)	(D)	(D)	3	1	2	—	—	—	—	—	—	—	—
56199	All other support services	(E)	(D)	(D)	69	46	10	5	8	—	—	—	—	—	—
561990	All other support services	(E)	(D)	(D)	69	46	10	5	8	—	—	—	—	—	—
562	Waste management & remediation services	492	2 647	11 548	76	54	14	3	3	1	1	—	—	—	—
5621	Waste collection	398	2 155	9 390	46	30	10	1	3	1	1	—	—	—	—
56211	Waste collection	398	2 155	9 390	46	30	10	1	3	1	1	—	—	—	—
562111	Solid waste collection	387	2 106	9 199	42	27	9	1	3	1	1	—	—	—	—
562112	Hazardous waste collection	(A)	(D)	(D)	3	2	1	—	—	—	—	—	—	—	—
562119	Other waste collection	(A)	(D)	(D)	1	1	—	—	—	—	—	—	—	—	—
5622	Waste treatment & disposal	(B)	(D)	(D)	10	9	1	—	—	—	—	—	—	—	—
56221	Waste treatment & disposal	(B)	(D)	(D)	10	9	1	—	—	—	—	—	—	—	—
562212	Solid waste landfill	(B)	(D)	(D)	7	6	1	—	—	—	—	—	—	—	—
562219	Other nonhazardous waste treatment & disposal	(A)	(D)	(D)	3	3	—	—	—	—	—	—	—	—	—
5629	Remediation & oth waste management services	(B)	(D)	(D)	20	15	3	2	—	—	—	—	—	—	—
56291	Remediation services	(A)	(D)	(D)	3	3	—	—	—	—	—	—	—	—	—
562910	Remediation services	(A)	(D)	(D)	3	3	—	—	—	—	—	—	—	—	—
56292	Materials recovery facilities	(B)	(D)	(D)	5	3	—	2	—	—	—	—	—	—	—
562920	Materials recovery facilities	(B)	(D)	(D)	5	3	—	2	—	—	—	—	—	—	—
56299	All other waste management services	(B)	(D)	(D)	12	9	3	—	—	—	—	—	—	—	—
562991	Septic tank & related services	(B)	(D)	(D)	11	9	2	—	—	—	—	—	—	—	—
562998	All other miscellaneous waste management	(A)	(D)	(D)	1	—	1	—	—	—	—	—	—	—	—

Note: Employment-size classes are indicated as follows: A—0 to 19; B—20 to 99; C—100 to 249; E—250 to 499; F—500 to 999; G—1,000 to 2,499; H—2,500 to 4,999; I—5,000 to 9,999; J—10,000 to 24,999; K—25,000 to 49,999; L—50,000 to 99,999; M—100,000 or more.

**Table 2. The State—Employees, Payroll, and Establishments by Industry: 1999—Con.**

[Excludes most government employees, railroad employees, and self-employed persons. Size class 1 to 4 includes establishments with payroll, but no employees, during mid-March pay period. (D) denotes figures withheld to avoid disclosing data for individual companies; the data are included in broader industry totals. For explanation of terms, abbreviations, and data reliability/comparability, see introductory text]

NAICS code	Industry	Number of employees for week including March 12	Payroll (\$1,000)		Total number of establishments	Number of establishments by employment-size class								
			First quarter	Annual		1 to 4	5 to 9	10 to 19	20 to 49	50 to 99	100 to 249	250 to 499	500 to 999	1,000 or more
<b>61</b>	<b>Educational services</b>	<b>3 879</b>	<b>14 260</b>	<b>56 708</b>	<b>150</b>	<b>75</b>	<b>17</b>	<b>23</b>	<b>15</b>	<b>10</b>	<b>8</b>	<b>1</b>	<b>1</b>	<b>—</b>
611	Educational services	3 879	14 260	56 708	150	75	17	23	15	10	8	1	1	—
6111	Elementary & secondary schools	2 015	8 185	31 850	60	18	7	11	11	8	5	—	—	—
61111	Elementary & secondary schools	2 015	8 185	31 850	60	18	7	11	11	8	5	—	—	—
611110	Elementary & secondary schools	2 015	8 185	31 850	60	18	7	11	11	8	5	—	—	—
6112	Junior colleges	222	1 163	4 919	3	—	—	—	1	1	1	—	—	—
61121	Junior colleges	222	1 163	4 919	3	—	—	—	1	1	1	—	—	—
611210	Junior colleges	222	1 163	4 919	3	—	—	—	1	1	1	—	—	—
6113	Colleges, universities & professional schools	1 130	3 380	13 032	7	2	1	—	—	1	1	1	1	—
61131	Colleges, universities & professional schools	1 130	3 380	13 032	7	2	1	—	—	1	1	1	1	—
611310	Colleges, universities & professional schools	1 130	3 380	13 032	7	2	1	—	—	1	1	1	1	—
6114	Business schools & computer & mgt training	(B)	(D)	(D)	6	5	—	1	—	—	—	—	—	—
61142	Computer training	(A)	(D)	(D)	3	2	—	1	—	—	—	—	—	—
611420	Computer training	(A)	(D)	(D)	3	2	—	1	—	—	—	—	—	—
61143	Professional, management development training	(A)	(D)	(D)	3	3	—	—	—	—	—	—	—	—
611430	Professional, management development training	(A)	(D)	(D)	3	3	—	—	—	—	—	—	—	—
6115	Technical & trade schools	(B)	(D)	(D)	20	12	5	3	—	—	—	—	—	—
61151	Technical & trade schools	(B)	(D)	(D)	20	12	5	3	—	—	—	—	—	—
611511	Cosmetology & barber schools	(B)	(D)	(D)	8	5	2	1	—	—	—	—	—	—
611512	Flight training	(B)	(D)	(D)	3	—	2	1	—	—	—	—	—	—
611513	Apprenticeship training	(A)	(D)	(D)	5	4	—	1	—	—	—	—	—	—
611519	Other technical & trade schools	(A)	(D)	(D)	4	3	1	—	—	—	—	—	—	—
6116	Other schools & instruction	(E)	(D)	(D)	49	35	4	7	3	—	—	—	—	—
61161	Fine arts schools	(B)	(D)	(D)	11	8	1	2	—	—	—	—	—	—
611610	Fine arts schools	(B)	(D)	(D)	11	8	1	2	—	—	—	—	—	—
61162	Sports & recreation instruction	(C)	(D)	(D)	25	17	2	3	3	—	—	—	—	—
611620	Sports & recreation instruction	(C)	(D)	(D)	25	17	2	3	3	—	—	—	—	—
61169	All other schools & instruction	(B)	(D)	(D)	13	10	1	2	—	—	—	—	—	—
611691	Exam preparation & tutoring	(A)	(D)	(D)	3	2	—	1	—	—	—	—	—	—
611692	Automobile driving schools	(A)	(D)	(D)	4	3	1	—	—	—	—	—	—	—
611699	All other miscellaneous schools & instruction	(B)	(D)	(D)	6	5	—	1	—	—	—	—	—	—
6117	Educational support services	(C)	(D)	(D)	5	3	—	1	—	—	1	—	—	—
61171	Educational support services	(C)	(D)	(D)	5	3	—	1	—	—	1	—	—	—
611710	Educational support services	(C)	(D)	(D)	5	3	—	1	—	—	1	—	—	—
<b>62</b>	<b>Health care and social assistance</b>	<b>46 407</b>	<b>259 360</b>	<b>1 122 334</b>	<b>1 506</b>	<b>670</b>	<b>288</b>	<b>228</b>	<b>137</b>	<b>81</b>	<b>77</b>	<b>14</b>	<b>5</b>	<b>6</b>
621	Ambulatory health care services	8 782	74 324	339 116	802	415	205	110	44	16	9	1	2	—
6211	Offices of physicians	3 945	46 676	213 383	194	91	38	30	19	10	3	1	2	—
62111	Offices of physicians	3 945	46 676	213 383	194	91	38	30	19	10	3	1	2	—
621111	Offices of physicians (exc mental health)	3 914	46 381	212 351	189	87	38	30	18	10	3	1	2	—
621112	Offices of physicians, mental health	31	295	1 032	5	4	—	—	1	—	—	—	—	—
6212	Offices of dentists	1 410	8 881	43 586	236	92	101	41	2	—	—	—	—	—
62121	Offices of dentists	1 410	8 881	43 586	236	92	101	41	2	—	—	—	—	—
621210	Offices of dentists	1 410	8 881	43 586	236	92	101	41	2	—	—	—	—	—
6213	Offices of other health practitioners	1 076	5 218	23 427	237	177	39	17	3	—	1	—	—	—
62131	Offices of chiropractors	338	1 446	6 761	109	89	17	3	—	—	—	—	—	—
621310	Offices of chiropractors	338	1 446	6 761	109	89	17	3	—	—	—	—	—	—
62132	Offices of optometrists	311	1 568	7 448	59	37	12	8	2	—	—	—	—	—
621320	Offices of optometrists	311	1 568	7 448	59	37	12	8	2	—	—	—	—	—
62133	Offices of other mental health practitioners	67	390	1 335	20	17	1	2	—	—	—	—	—	—
621330	Offices of other mental health practitioners	67	390	1 335	20	17	1	2	—	—	—	—	—	—
62134	Offices of PT, OT, speech therapy & audiology	(E)	(D)	(D)	22	12	7	1	1	—	1	—	—	—
621340	Offices of PT, OT, speech therapy & audiology	(E)	(D)	(D)	22	12	7	1	1	—	1	—	—	—
62139	Offices of all other health practitioners	(B)	(D)	(D)	27	22	2	3	—	—	—	—	—	—
621391	Offices of podiatrists	(B)	(D)	(D)	4	3	—	1	—	—	—	—	—	—
621399	Offices of all other misc health practitioners	(B)	(D)	(D)	23	19	2	2	—	—	—	—	—	—
6214	Outpatient care centers	765	6 105	25 585	43	17	10	5	6	3	2	—	—	—
62141	Family planning centers	(B)	(D)	(D)	3	1	1	—	1	—	—	—	—	—
621410	Family planning centers	(B)	(D)	(D)	3	1	1	—	1	—	—	—	—	—
62142	Outpatient mental health, substance abuse ctrs	(C)	(D)	(D)	5	2	1	1	—	—	1	—	—	—
621420	Outpatient mental health, substance abuse ctrs	(C)	(D)	(D)	5	2	1	1	—	—	1	—	—	—
62149	Other outpatient care centers	(F)	(D)	(D)	35	14	8	4	5	3	1	—	—	—
621493	Freestanding ambulatory surgery, emergency ctr	(B)	(D)	(D)	7	4	—	—	3	—	—	—	—	—
621498	All other outpatient care centers	515	3 566	15 180	28	10	8	4	2	3	1	—	—	—
6215	Medical & diagnostic laboratories	295	2 869	12 878	14	9	2	—	2	—	1	—	—	—
62151	Medical & diagnostic laboratories	295	2 869	12 878	14	9	2	—	2	—	1	—	—	—
621511	Medical laboratories	(B)	(D)	(D)	6	4	—	—	2	—	—	—	—	—
621512	Diagnostic Imaging centers	(C)	(D)	(D)	8	5	2	—	—	—	1	—	—	—
6216	Home health care services	747	2 464	10 995	33	11	6	6	7	1	2	—	—	—
62161	Home health care services	747	2 464	10 995	33	11	6	6	7	1	2	—	—	—
621610	Home health care services	747	2 464	10 995	33	11	6	6	7	1	2	—	—	—
6219	Other ambulatory health care services	544	2 111	9 262	45	18	9	11	5	2	—	—	—	—
62191	Ambulance services	(E)	(D)	(D)	37	15	7	11	3	1	—	—	—	—
621910	Ambulance services	(E)	(D)	(D)	37	15	7	11	3	1	—	—	—	—
62199	All other ambulatory health care services	(C)	(D)	(D)	8	3	2	—	2	1	—	—	—	—
621991	Blood & organ banks	(C)	(D)	(D)	6	2	1	—	2	1	—	—	—	—
621999	All oth misc ambulatory health care services	(A)	(D)	(D)	2	1	1	—	—	—	—	—	—	—

Note: Employment-size classes are indicated as follows: A—0 to 19; B—20 to 99; C—100 to 249; E—250 to 499; F—500 to 999; G—1,000 to 2,499; H—2,500 to 4,999; I—5,000 to 9,999; J—10,000 to 24,999; K—25,000 to 49,999; L—50,000 to 99,999; M—100,000 or more.

**Table 2. The State—Employees, Payroll, and Establishments by Industry: 1999—Con.**

[Excludes most government employees, railroad employees, and self-employed persons. Size class 1 to 4 includes establishments with payroll, but no employees, during mid-March pay period. (D) denotes figures withheld to avoid disclosing data for individual companies; the data are included in broader industry totals. For explanation of terms, abbreviations, and data reliability/comparability, see introductory text]

NAICS code	Industry	Number of employees for week including March 12	Payroll (\$1,000)		Total number of establishments	Number of establishments by employment-size class								
			First quarter	Annual		1 to 4	5 to 9	10 to 19	20 to 49	50 to 99	100 to 249	250 to 499	500 to 999	1,000 or more
<b>62</b>	<b>Health care and social assistance—Con.</b>													
622	Hospitals .....	(J)	(D)	(D)	52	—	—	2	3	11	22	5	3	6
6221	General medical & surgical hospitals .....	17 958	121 121	518 266	49	—	—	—	3	11	22	5	2	6
62211	General medical & surgical hospitals .....	17 958	121 121	518 266	49	—	—	—	3	11	22	5	2	6
622110	General medical & surgical hospitals .....	17 958	121 121	518 266	49	—	—	—	3	11	22	5	2	6
6222	Psychiatric & substance abuse hospitals .....	(F)	(D)	(D)	1	—	—	—	—	—	—	—	1	—
62221	Psychiatric & substance abuse hospitals .....	(F)	(D)	(D)	1	—	—	—	—	—	—	—	1	—
622210	Psychiatric & substance abuse hospitals .....	(F)	(D)	(D)	1	—	—	—	—	—	—	—	1	—
6223	Other specialty hospitals .....	(B)	(D)	(D)	2	—	—	2	—	—	—	—	—	—
62231	Other specialty hospitals .....	(B)	(D)	(D)	2	—	—	2	—	—	—	—	—	—
622310	Other specialty hospitals .....	(B)	(D)	(D)	2	—	—	2	—	—	—	—	—	—
623	Nursing & residential care facilities .....	12 012	40 564	167 583	212	21	18	51	46	35	37	4	—	—
6231	Nursing care facilities .....	8 238	28 113	115 938	69	—	—	—	6	28	32	3	—	—
62311	Nursing care facilities .....	8 238	28 113	115 938	69	—	—	—	6	28	32	3	—	—
623110	Nursing care facilities .....	8 238	28 113	115 938	69	—	—	—	6	28	32	3	—	—
6232	Residential mental retardation, health facil ...	1 614	5 296	21 304	80	3	15	38	20	3	1	—	—	—
62321	Residential mental retardation facilities ...	(G)	(D)	(D)	74	2	15	36	17	3	1	—	—	—
623210	Residential mental retardation facilities ...	(G)	(D)	(D)	74	2	15	36	17	3	1	—	—	—
62322	Residential mental health, subst abuse													
623220	Residential mental health, subst abuse													
623220	Residential mental health, subst abuse	(C)	(D)	(D)	6	1	—	2	3	—	—	—	—	—
623220	Residential mental health, subst abuse	(C)	(D)	(D)	6	1	—	2	3	—	—	—	—	—
6233	Community care facilities for the elderly .....	1 516	4 548	19 280	43	13	3	6	17	1	2	1	—	—
62331	Community care facilities for the elderly ...	1 516	4 548	19 280	43	13	3	6	17	1	2	1	—	—
623311	Continuing care retirement communities ..	845	2 590	11 304	9	1	—	2	3	—	2	1	—	—
623312	Homes for the elderly .....	671	1 958	7 976	34	12	3	4	14	1	—	—	—	—
6239	Other residential care facilities .....	644	2 607	11 061	20	5	—	7	3	3	2	—	—	—
62399	Other residential care facilities .....	644	2 607	11 061	20	5	—	7	3	3	2	—	—	—
623990	Other residential care facilities .....	644	2 607	11 061	20	5	—	7	3	3	2	—	—	—
624	Social assistance .....	(I)	(D)	(D)	440	234	65	65	44	19	9	4	—	—
6241	Individual & family services .....	(H)	(D)	(D)	158	77	23	18	22	11	6	1	—	—
62411	Child & youth services .....	(C)	(D)	(D)	31	23	2	3	3	—	—	—	—	—
624110	Child & youth services .....	(C)	(D)	(D)	31	23	2	3	3	—	—	—	—	—
62412	Services for elderly & disabled persons .....	1 747	4 634	19 452	68	24	14	8	12	5	5	—	—	—
624120	Services for elderly & disabled persons .....	1 747	4 634	19 452	68	24	14	8	12	5	5	—	—	—
62419	Other individual & family services .....	1 304	3 879	15 811	59	30	7	7	6	1	1	—	—	—
624190	Other individual & family services .....	1 304	3 879	15 811	59	30	7	7	6	1	1	—	—	—
6242	Community, emergency & other relief													
62421	Community food services .....	(E)	(D)	(D)	37	15	9	9	2	2	—	—	—	—
624210	Community food services .....	(C)	(D)	(D)	15	5	3	6	—	1	—	—	—	—
62422	Community housing services .....	(C)	(D)	(D)	15	5	3	6	—	1	—	—	—	—
624220	Community housing services .....	(C)	(D)	(D)	16	7	4	2	2	1	—	—	—	—
624221	Temporary shelters .....	(C)	(D)	(D)	10	3	3	2	1	1	—	—	—	—
624229	Other community housing services .....	(B)	(D)	(D)	6	4	1	—	1	—	—	—	—	—
62423	Emergency & other relief services .....	31	120	380	6	3	2	1	—	—	—	—	—	—
624230	Emergency & other relief services .....	31	120	380	6	3	2	1	—	—	—	—	—	—
6243	Vocational rehabilitation services .....	1 563	3 427	14 622	34	14	4	4	4	3	3	2	—	—
62431	Vocational rehabilitation services .....	1 563	3 427	14 622	34	14	4	4	4	3	3	2	—	—
624310	Vocational rehabilitation services .....	1 563	3 427	14 622	34	14	4	4	4	3	3	2	—	—
6244	Child day care services .....	1 821	4 284	17 838	211	128	29	34	16	3	—	1	—	—
62441	Child day care services .....	1 821	4 284	17 838	211	128	29	34	16	3	—	1	—	—
624410	Child day care services .....	1 821	4 284	17 838	211	128	29	34	16	3	—	1	—	—
<b>71</b>	<b>Arts, entertainment &amp; recreation .....</b>	<b>3 794</b>	<b>10 357</b>	<b>47 985</b>	<b>378</b>	<b>216</b>	<b>75</b>	<b>44</b>	<b>35</b>	<b>5</b>	<b>—</b>	<b>3</b>	<b>—</b>	<b>—</b>
711	Performing arts, spectator sports & related													
7111	Performing arts companies .....	(C)	(D)	(D)	20	11	5	2	2	—	—	—	—	—
71111	Theater companies & dinner theaters .....	(B)	(D)	(D)	9	7	1	—	1	—	—	—	—	—
711110	Theater companies & dinner theaters .....	(B)	(D)	(D)	9	7	1	—	1	—	—	—	—	—
71113	Musical groups & artists .....	(B)	(D)	(D)	8	3	3	2	—	—	—	—	—	—
711130	Musical groups & artists .....	(B)	(D)	(D)	8	3	3	2	—	—	—	—	—	—
71119	Other performing arts companies .....	(B)	(D)	(D)	3	1	1	—	1	—	—	—	—	—
711190	Other performing arts companies .....	(B)	(D)	(D)	3	1	1	—	1	—	—	—	—	—
7112	Spectator sports .....	(B)	(D)	(D)	12	8	1	2	1	—	—	—	—	—
71121	Spectator sports .....	(B)	(D)	(D)	12	8	1	2	1	—	—	—	—	—
711211	Sports teams and clubs .....	(B)	(D)	(D)	5	2	—	2	1	—	—	—	—	—
711212	Racetracks .....	(A)	(D)	(D)	2	2	—	—	—	—	—	—	—	—
711219	Other spectator sports .....	(A)	(D)	(D)	5	4	1	—	—	—	—	—	—	—
7113	Promoters of entertainment events .....	126	314	1 643	13	8	2	1	1	1	—	—	—	—
71132	Promoters of entertainment events without													
711320	Promoters of entertainment events													
711320	Promoters of entertainment events	126	314	1 643	13	8	2	1	1	1	—	—	—	—
711320	Promoters of entertainment events	126	314	1 643	13	8	2	1	1	1	—	—	—	—
7114	Agents, managers for artists & other public													
71141	Agents, managers for artists & other public													
711410	Agents, managers for artists & other													
711410	Agents, managers for artists & other	(A)	(D)	(D)	2	2	—	—	—	—	—	—	—	—
7115	Independent artists, writers & performers .....	36	103	449	7	3	3	1	—	—	—	—	—	—
71151	Independent artists, writers & performers ..	36	103	449	7	3	3	1	—	—	—	—	—	—
711510	Independent artists, writers & performers ..	36	103	449	7	3	3	1	—	—	—	—	—	—

Note: Employment-size classes are indicated as follows: A—0 to 19; B—20 to 99; C—100 to 249; E—250 to 499; F—500 to 999; G—1,000 to 2,499; H—2,500 to 4,999; I—5,000 to 9,999; J—10,000 to 24,999; K—25,000 to 49,999; L—50,000 to 99,999; M—100,000 or more.

**Table 2. The State—Employees, Payroll, and Establishments by Industry: 1999—Con.**

[Excludes most government employees, railroad employees, and self-employed persons. Size class 1 to 4 includes establishments with payroll, but no employees, during mid-March pay period. (D) denotes figures withheld to avoid disclosing data for individual companies; the data are included in broader industry totals. For explanation of terms, abbreviations, and data reliability/comparability, see introductory text]

NAICS code	Industry	Number of employees for week including March 12	Payroll (\$1,000)		Total number of establishments	Number of establishments by employment-size class										
			First quarter	Annual		1 to 4	5 to 9	10 to 19	20 to 49	50 to 99	100 to 249	250 to 499	500 to 999	1,000 or more		
<b>71</b>	<b>Arts, entertainment &amp; recreation—Con.</b>															
712	Museums, historical sites & like institutions . . . .	(C)	(D)	(D)	28	20	4	3	1	—	—	—	—	—	—	—
7121	Museums, historical sites & like institutions . .	(C)	(D)	(D)	28	20	4	3	1	—	—	—	—	—	—	—
71211	Museums . . . . .	(C)	(D)	(D)	20	15	1	3	1	—	—	—	—	—	—	—
712110	Museums . . . . .	(C)	(D)	(D)	20	15	1	3	1	—	—	—	—	—	—	—
71212	Historical sites . . . . .	(A)	(D)	(D)	5	3	2	—	—	—	—	—	—	—	—	—
712120	Historical sites . . . . .	(A)	(D)	(D)	5	3	2	—	—	—	—	—	—	—	—	—
71213	Zoos & botanical gardens . . . . .	(A)	(D)	(D)	3	2	1	—	—	—	—	—	—	—	—	—
712130	Zoos & botanical gardens . . . . .	(A)	(D)	(D)	3	2	1	—	—	—	—	—	—	—	—	—
713	Amusement, gambling & recreation industries . .	3 283	8 967	40 986	296	164	60	35	30	4	—	3	—	—	—	—
7131	Amusement parks & arcades . . . . .	(B)	(D)	(D)	5	3	2	—	—	—	—	—	—	—	—	—
71312	Amusement arcades . . . . .	(B)	(D)	(D)	5	3	2	—	—	—	—	—	—	—	—	—
713120	Amusement arcades . . . . .	(B)	(D)	(D)	5	3	2	—	—	—	—	—	—	—	—	—
7132	Gambling industries . . . . .	(G)	(D)	(D)	50	13	17	8	7	2	—	3	—	—	—	—
71321	Casinos (except hotel casinos) . . . . .	(G)	(D)	(D)	5	2	—	—	—	—	—	3	—	—	—	—
713210	Casinos (except hotel casinos) . . . . .	(G)	(D)	(D)	5	2	—	—	—	—	—	3	—	—	—	—
71329	Other gambling industries . . . . .	(F)	(D)	(D)	45	11	17	8	7	2	—	—	—	—	—	—
713290	Other gambling industries . . . . .	(F)	(D)	(D)	45	11	17	8	7	2	—	—	—	—	—	—
7139	Other amusement & recreation industries . . . .	(G)	(D)	(D)	241	148	41	27	23	2	—	—	—	—	—	—
71391	Golf courses & country clubs . . . . .	351	957	6 388	70	52	7	7	3	1	—	—	—	—	—	—
713910	Golf courses & country clubs . . . . .	351	957	6 388	70	52	7	7	3	1	—	—	—	—	—	—
71392	Skiing facilities . . . . .	(B)	(D)	(D)	3	—	1	2	—	—	—	—	—	—	—	—
713920	Skiing facilities . . . . .	(B)	(D)	(D)	3	—	1	2	—	—	—	—	—	—	—	—
71393	Marinas . . . . .	(A)	(D)	(D)	7	7	—	—	—	—	—	—	—	—	—	—
713930	Marinas . . . . .	(A)	(D)	(D)	7	7	—	—	—	—	—	—	—	—	—	—
71394	Fitness & recreational sports centers . . . . .	499	918	4 176	58	31	12	6	8	1	—	—	—	—	—	—
713940	Fitness & recreational sports centers . . . . .	499	918	4 176	58	31	12	6	8	1	—	—	—	—	—	—
71395	Bowling centers . . . . .	(F)	(D)	(D)	44	18	10	7	9	—	—	—	—	—	—	—
713950	Bowling centers . . . . .	(F)	(D)	(D)	44	18	10	7	9	—	—	—	—	—	—	—
71399	All other amusement & recreation industries . . . . .	(E)	(D)	(D)	59	40	11	5	3	—	—	—	—	—	—	—
713990	All other amusement & recreation industries . . . . .	(E)	(D)	(D)	59	40	11	5	3	—	—	—	—	—	—	—
<b>72</b>	<b>Accommodation &amp; food services . . . . .</b>	<b>25 348</b>	<b>48 795</b>	<b>214 947</b>	<b>1 772</b>	<b>723</b>	<b>290</b>	<b>333</b>	<b>330</b>	<b>82</b>	<b>13</b>	<b>1</b>	—	—	—	—
721	Accommodation . . . . .	4 932	10 535	47 938	274	127	23	44	57	18	4	1	—	—	—	—
7211	Traveler accommodation . . . . .	(H)	(D)	(D)	233	86	23	44	57	18	4	1	—	—	—	—
72111	Hotels (exc casino hotels) & motels . . . . .	(H)	(D)	(D)	232	85	23	44	57	18	4	1	—	—	—	—
721110	Hotels (exc casino hotels) & motels . . . . .	(H)	(D)	(D)	232	85	23	44	57	18	4	1	—	—	—	—
72119	Other traveler accommodation . . . . .	(A)	(D)	(D)	1	1	—	—	—	—	—	—	—	—	—	—
721199	All other traveler accommodation . . . . .	(A)	(D)	(D)	1	1	—	—	—	—	—	—	—	—	—	—
7212	RV parks & recreational camps . . . . .	(A)	(D)	(D)	16	16	—	—	—	—	—	—	—	—	—	—
72121	RV parks & recreational camps . . . . .	(A)	(D)	(D)	16	16	—	—	—	—	—	—	—	—	—	—
721211	RV parks & campgrounds . . . . .	(A)	(D)	(D)	7	7	—	—	—	—	—	—	—	—	—	—
721214	Recreational, vacation camps (exc campgrounds) . . . . .	(A)	(D)	(D)	9	9	—	—	—	—	—	—	—	—	—	—
7213	Rooming & boarding houses . . . . .	(B)	(D)	(D)	25	25	—	—	—	—	—	—	—	—	—	—
72131	Rooming & boarding houses . . . . .	(B)	(D)	(D)	25	25	—	—	—	—	—	—	—	—	—	—
721310	Rooming & boarding houses . . . . .	(B)	(D)	(D)	25	25	—	—	—	—	—	—	—	—	—	—
722	Food services & drinking places . . . . .	20 416	38 260	167 009	1 498	596	267	289	273	64	9	—	—	—	—	—
7221	Full-service restaurants . . . . .	10 629	20 177	88 722	544	161	101	95	133	45	9	—	—	—	—	—
72211	Full-service restaurants . . . . .	10 629	20 177	88 722	544	161	101	95	133	45	9	—	—	—	—	—
722110	Full-service restaurants . . . . .	10 629	20 177	88 722	544	161	101	95	133	45	9	—	—	—	—	—
7222	Limited-service eating places . . . . .	7 333	13 606	58 945	509	147	80	146	119	17	—	—	—	—	—	—
72221	Limited-service eating places . . . . .	7 333	13 606	58 945	509	147	80	146	119	17	—	—	—	—	—	—
722211	Limited-service restaurants . . . . .	6 601	12 555	53 735	413	98	61	128	109	17	—	—	—	—	—	—
722212	Cafeterias . . . . .	(B)	(D)	(D)	5	4	—	—	1	—	—	—	—	—	—	—
722213	Snack & nonalcoholic beverage bars . . . . .	(F)	(D)	(D)	91	45	19	18	9	—	—	—	—	—	—	—
7223	Special food services . . . . .	364	777	3 639	39	21	7	4	7	—	—	—	—	—	—	—
72231	Food service contractors . . . . .	222	471	2 111	14	5	3	—	6	—	—	—	—	—	—	—
722310	Food service contractors . . . . .	222	471	2 111	14	5	3	—	6	—	—	—	—	—	—	—
72232	Caterers . . . . .	(C)	(D)	(D)	11	4	2	4	1	—	—	—	—	—	—	—
722320	Caterers . . . . .	(C)	(D)	(D)	11	4	2	4	1	—	—	—	—	—	—	—
72233	Mobile food services . . . . .	(B)	(D)	(D)	14	12	2	—	—	—	—	—	—	—	—	—
722330	Mobile food services . . . . .	(B)	(D)	(D)	14	12	2	—	—	—	—	—	—	—	—	—
7224	Drinking places (alcoholic beverages) . . . . .	2 090	3 700	15 703	406	267	79	44	14	2	—	—	—	—	—	—
72241	Drinking places (alcoholic beverages) . . . . .	2 090	3 700	15 703	406	267	79	44	14	2	—	—	—	—	—	—
722410	Drinking places (alcoholic beverages) . . . . .	2 090	3 700	15 703	406	267	79	44	14	2	—	—	—	—	—	—
<b>81</b>	<b>Other services (except public administration) . . . . .</b>	<b>13 598</b>	<b>44 785</b>	<b>190 012</b>	<b>2 469</b>	<b>1 678</b>	<b>463</b>	<b>215</b>	<b>87</b>	<b>21</b>	<b>4</b>	<b>1</b>	—	—	—	—
811	Repair & maintenance . . . . .	3 094	14 512	62 377	701	492	140	49	16	4	—	—	—	—	—	—
8111	Automotive repair & maintenance . . . . .	2 363	10 473	44 072	492	337	104	35	12	4	—	—	—	—	—	—
81111	Automotive mechanical & electrical R&M . .	942	4 348	18 398	255	184	55	10	6	—	—	—	—	—	—	—
811111	General automotive repair . . . . .	744	3 323	13 999	206	152	41	7	6	—	—	—	—	—	—	—
811112	Automotive exhaust system repair . . . . .	53	213	1 012	12	8	3	1	—	—	—	—	—	—	—	—
811113	Automotive transmission repair . . . . .	82	456	1 871	16	8	7	1	—	—	—	—	—	—	—	—
811118	Other automotive mechanical & electrical R&M . . . . .	63	356	1 516	21	16	4	1	—	—	—	—	—	—	—	—
81112	Automotive body, paint, interior & glass repair . . . . .	809	4 491	19 068	188	128	39	18	3	—	—	—	—	—	—	—
811121	Automotive body, paint & interior R&M . .	704	3 886	16 311	154	98	37	17	2	—	—	—	—	—	—	—
811122	Automotive glass replacement shops . . .	105	605	2 757	34	30	2	1	—	—	—	—	—	—	—	—
81119	Other automotive R&M . . . . .	612	1 634	6 606	49	25	10	7	3	4	—	—	—	—	—	—
811191	Automotive oil change & lubrication shops . . . . .	(C)	(D)	(D)	13	5	3	4	—	1	—	—	—	—	—	—
811192	Car washes . . . . .	438	1 047	4 354	33	18	6	3	3	3	—	—	—	—	—	—
811198	All other automotive R&M . . . . .	(A)	(D)	(D)	3	2	1	—	—	—	—	—	—	—	—	—

Note: Employment-size classes are indicated as follows: A—0 to 19; B—20 to 99; C—100 to 249; E—250 to 499; F—500 to 999; G—1,000 to 2,499; H—2,500 to 4,999; I—5,000 to 9,999; J—10,000 to 24,999; K—25,000 to 49,99



**Table 2. The State—Employees, Payroll, and Establishments by Industry: 1999—Con.**

[Excludes most government employees, railroad employees, and self-employed persons. Size class 1 to 4 includes establishments with payroll, but no employees, during mid-March pay period. (D) denotes figures withheld to avoid disclosing data for individual companies; the data are included in broader industry totals. For explanation of terms, abbreviations, and data reliability/comparability, see introductory text.]

NAICS code	Industry	Number of employees for week including March 12	Payroll (\$1,000)		Total number of establishments	Number of establishments by employment-size class										
			First quarter	Annual		1 to 4	5 to 9	10 to 19	20 to 49	50 to 99	100 to 249	250 to 499	500 to 999	1,000 or more		
<b>81</b>	<b>Other services (except public administration)—Con.</b>															
811	Repair & maintenance—Con.															
8112	Electronic & precision equipment R&M .....	(C)	(D)	(D)	29	21	2	3	3	—	—	—	—	—	—	—
81121	Electronic & precision equipment R&M .....	(C)	(D)	(D)	29	21	2	3	3	—	—	—	—	—	—	—
811211	Consumer electronics R&M .....	(B)	(D)	(D)	8	6	2	—	—	—	—	—	—	—	—	—
811212	Computer & office machine R&M .....	(B)	(D)	(D)	11	9	—	1	1	—	—	—	—	—	—	—
811213	Communication equipment R&M .....	(B)	(D)	(D)	6	3	—	2	1	—	—	—	—	—	—	—
811219	Other electronic & precision equipment R&M .....	(B)	(D)	(D)	4	3	—	—	1	—	—	—	—	—	—	—
8113	Commercial equipment (exc auto & elec) R&M .....	418	2 320	10 441	109	73	27	8	1	—	—	—	—	—	—	—
81131	Commercial equipment (exc auto & elec) R&M .....	418	2 320	10 441	109	73	27	8	1	—	—	—	—	—	—	—
811310	Commercial equipment (exc auto & elec) R&M .....	418	2 320	10 441	109	73	27	8	1	—	—	—	—	—	—	—
8114	Personal & household goods R&M .....	(C)	(D)	(D)	71	61	7	3	—	—	—	—	—	—	—	—
81141	Home, garden equipment & appliance R&M .....	(B)	(D)	(D)	21	17	1	3	—	—	—	—	—	—	—	—
811411	Home & garden equipment R&M .....	(A)	(D)	(D)	7	6	1	—	—	—	—	—	—	—	—	—
811412	Appliance repair & maintenance .....	(B)	(D)	(D)	14	11	—	3	—	—	—	—	—	—	—	—
81142	Reupholstery & furniture repair .....	(B)	(D)	(D)	14	13	1	—	—	—	—	—	—	—	—	—
811420	Reupholstery & furniture repair .....	(B)	(D)	(D)	14	13	1	—	—	—	—	—	—	—	—	—
81143	Footwear & leather goods repair .....	(A)	(D)	(D)	7	6	1	—	—	—	—	—	—	—	—	—
811430	Footwear & leather goods repair .....	(A)	(D)	(D)	7	6	1	—	—	—	—	—	—	—	—	—
81149	Other personal & household goods R&M ..	(B)	(D)	(D)	29	25	4	—	—	—	—	—	—	—	—	—
811490	Other personal & household goods R&M .....	(B)	(D)	(D)	29	25	4	—	—	—	—	—	—	—	—	—
812	Personal & laundry services .....	3 107	11 546	50 098	570	374	120	53	17	4	2	—	—	—	—	—
8121	Personal care services .....	1 581	4 958	19 836	341	218	81	35	6	1	—	—	—	—	—	—
81211	Hair, nail & skin care services .....	1 378	4 593	18 333	306	201	73	25	6	1	—	—	—	—	—	—
812111	Barber shops .....	(B)	(D)	(D)	8	6	2	—	—	—	—	—	—	—	—	—
812112	Beauty salons .....	1 348	4 501	17 973	295	193	70	25	6	1	—	—	—	—	—	—
812113	Nail salons .....	(A)	(D)	(D)	3	2	1	—	—	—	—	—	—	—	—	—
81219	Other personal care services .....	203	365	1 503	35	17	8	10	—	—	—	—	—	—	—	—
812191	Diet & weight reducing centers .....	53	91	385	10	4	5	1	—	—	—	—	—	—	—	—
812199	Other personal care services .....	150	274	1 118	25	13	3	9	—	—	—	—	—	—	—	—
8122	Death care services .....	337	1 830	8 700	104	79	17	8	—	—	—	—	—	—	—	—
81221	Funeral homes .....	(E)	(D)	(D)	71	48	15	8	—	—	—	—	—	—	—	—
812210	Funeral homes .....	(E)	(D)	(D)	71	48	15	8	—	—	—	—	—	—	—	—
81222	Cemeteries & crematories .....	(B)	(D)	(D)	33	31	2	—	—	—	—	—	—	—	—	—
812220	Cemeteries & crematories .....	(B)	(D)	(D)	33	31	2	—	—	—	—	—	—	—	—	—
8123	Drycleaning & laundry services .....	738	3 089	13 694	60	30	14	5	8	2	1	—	—	—	—	—
81231	Coin-operated laundries & drycleaners .....	71	111	543	18	14	2	2	—	—	—	—	—	—	—	—
812310	Coin-operated laundries & drycleaners ..	71	111	543	18	14	2	2	—	—	—	—	—	—	—	—
81232	Drycleaning & laundry services (exc coin-op) .....	302	900	3 991	32	12	12	3	5	—	—	—	—	—	—	—
812320	Drycleaning & laundry services (exc coin-op) .....	302	900	3 991	32	12	12	3	5	—	—	—	—	—	—	—
81233	Linen & uniform supply .....	365	2 078	9 160	10	4	—	3	2	1	—	—	—	—	—	—
812331	Linen supply .....	(C)	(D)	(D)	5	1	—	2	1	1	—	—	—	—	—	—
812332	Industrial launderers .....	(C)	(D)	(D)	5	3	—	1	1	—	—	—	—	—	—	—
8129	Other personal services .....	451	1 669	7 868	65	47	8	5	3	1	1	—	—	—	—	—
81291	Pet care (except veterinary) services .....	18	42	209	15	15	—	—	—	—	—	—	—	—	—	—
812910	Pet care (except veterinary) services .....	18	42	209	15	15	—	—	—	—	—	—	—	—	—	—
81292	Photofinishing .....	299	1 235	5 942	19	9	4	2	2	1	1	—	—	—	—	—
812921	Photofinishing laboratories (except one-hour) .....	(C)	(D)	(D)	10	5	1	—	2	1	1	—	—	—	—	—
812922	One-hour photofinishing .....	(B)	(D)	(D)	9	4	3	2	—	—	—	—	—	—	—	—
81293	Parking lots & garages .....	(B)	(D)	(D)	18	13	3	2	—	—	—	—	—	—	—	—
812930	Parking lots & garages .....	(B)	(D)	(D)	18	13	3	2	—	—	—	—	—	—	—	—
81299	All other personal services .....	(B)	(D)	(D)	13	10	1	1	1	—	—	—	—	—	—	—
812990	All other personal services .....	(B)	(D)	(D)	13	10	1	1	1	—	—	—	—	—	—	—
813	Religious, grantmaking, civic, prof & like organizations .....	7 397	18 727	77 537	1 198	812	203	113	54	13	2	1	—	—	—	—
8131	Religious organizations .....	3 237	7 867	32 680	657	456	119	57	21	4	—	—	—	—	—	—
81311	Religious organizations .....	3 237	7 867	32 680	657	456	119	57	21	4	—	—	—	—	—	—
813110	Religious organizations .....	3 237	7 867	32 680	657	456	119	57	21	4	—	—	—	—	—	—
8132	Grantmaking & giving services .....	(E)	(D)	(D)	53	36	8	6	2	1	—	—	—	—	—	—
81321	Grantmaking & giving services .....	(E)	(D)	(D)	53	36	8	6	2	1	—	—	—	—	—	—
813211	Grantmaking foundations .....	87	236	1 513	17	15	1	—	1	—	—	—	—	—	—	—
813212	Voluntary health organizations .....	(C)	(D)	(D)	18	10	4	2	2	—	—	—	—	—	—	—
813219	Other grantmaking & giving services .....	(C)	(D)	(D)	18	11	3	4	—	—	—	—	—	—	—	—
8133	Social advocacy organizations .....	(C)	(D)	(D)	32	23	4	2	2	1	—	—	—	—	—	—
81331	Social advocacy organizations .....	(C)	(D)	(D)	32	23	4	2	2	1	—	—	—	—	—	—
813311	Human rights organizations .....	47	161	767	8	5	1	2	—	—	—	—	—	—	—	—
813312	Environment & wildlife organizations .....	(C)	(D)	(D)	15	10	3	—	1	1	—	—	—	—	—	—
813319	Other social advocacy organizations .....	(B)	(D)	(D)	9	8	—	1	—	—	—	—	—	—	—	—
8134	Civic & social organizations .....	2 683	4 501	18 323	219	115	36	36	23	6	2	1	—	—	—	—
81341	Civic & social organizations .....	2 683	4 501	18 323	219	115	36	36	23	6	2	1	—	—	—	—
813410	Civic & social organizations .....	2 683	4 501	18 323	219	115	36	36	23	6	2	1	—	—	—	—
8139	Business, labor, political, like organizations ..	920	4 411	17 838	237	182	36	12	6	1	—	—	—	—	—	—
81391	Business associations .....	458	2 551	10 168	113	86	19	5	2	1	—	—	—	—	—	—
813910	Business associations .....	458	2 551	10 168	113	86	19	5	2	1	—	—	—	—	—	—
81392	Professional organizations .....	116	852	3 402	31	25	4	—	2	—	—	—	—	—	—	—
813920	Professional organizations .....	116	852	3 402	31	25	4	—	2	—	—	—	—	—	—	—
81393	Labor unions & similar labor organizations ..	240	642	2 624	46	29	11	4	2	—	—	—	—	—	—	—
813930	Labor unions & similar labor organizations ..	240	642	2 624	46	29	11	4	2	—	—	—	—	—	—	—
81394	Political organizations .....	(A)	(D)	(D)	8	8	—	—	—	—	—	—	—	—	—	—
813940	Political organizations .....	(A)	(D)	(D)	8	8	—	—	—	—	—	—	—	—	—	—

Note: Employment-size classes are indicated as follows: A—0 to 19; B—20 to 99; C—100 to 249; E—250 to 499; F—500 to 999; G—1,000 to 2,499; H—2,500 to 4,999; I—5,000 to 9,999; J—10,000 to 24,999; K—25,000 to 49,999; L—50,000 to 99,999; M—100,000 or more.

**Table 2. The State—Employees, Payroll, and Establishments by Industry: 1999—Con.**

[Excludes most government employees, railroad employees, and self-employed persons. Size class 1 to 4 includes establishments with payroll, but no employees, during mid-March pay period. (D) denotes figures withheld to avoid disclosing data for individual companies; the data are included in broader industry totals. For explanation of terms, abbreviations, and data reliability/comparability, see introductory text]

NAICS code	Industry	Number of employees for week including March 12	Payroll (\$1,000)		Total number of establishments	Number of establishments by employment-size class								
			First quarter	Annual		1 to 4	5 to 9	10 to 19	20 to 49	50 to 99	100 to 249	250 to 499	500 to 999	1,000 or more
<b>81</b>	<b>Other services (except public administration)—Con.</b>													
813	Religious, grantmaking, civic, prof & like organizations—Con.													
8139	Business, labor, political, like organizations—Con.													
81399	Oth similar organizations (exc business, prof, labor, pol) .....	(B)	(D)	(D)	39	34	2	3	—	—	—	—	—	—
813990	Oth similar organizations (exc business, prof, labor, pol) .....	(B)	(D)	(D)	39	34	2	3	—	—	—	—	—	—
<b>95</b>	<b>Auxiliaries (exc corporate, subsidiary &amp; regional mgt) .....</b>	<b>278</b>	<b>1 739</b>	<b>7 345</b>	<b>27</b>	<b>11</b>	<b>6</b>	<b>8</b>	<b>1</b>	<b>1</b>	—	—	—	—
<b>99</b>	<b>Unclassified establishments .....</b>	<b>(C)</b>	<b>(D)</b>	<b>(D)</b>	<b>287</b>	<b>273</b>	<b>14</b>	—	—	—	—	—	—	—

Note: Employment-size classes are indicated as follows: A—0 to 19; B—20 to 99; C—100 to 249; E—250 to 499; F—500 to 999; G—1,000 to 2,499; H—2,500 to 4,999; I—5,000 to 9,999; J—10,000 to 24,999; K—25,000 to 49,999; L—50,000 to 99,999; M—100,000 or more.

**Table 3. The State—Employees and Annual Payroll by Employment-Size Class: 1999**

[Excludes most government employees, railroad employees, and self-employed persons. Size class 1 to 4 includes establishments with payroll, but no employees, during mid-March pay period. (D) denotes figures withheld to avoid disclosing data for individual companies; the data are included in broader industry totals. For explanation of terms, abbreviations, and data reliability/comparability, see introductory text]

NAICS code	Major group	Total	Employment-size class								
			1 to 4	5 to 9	10 to 19	20 to 49	50 to 99	100 to 249	250 to 499	500 to 999	1,000 or more
	<b>Total number of employees</b> .....	<b>250 292</b>	<b>19 484</b>	<b>25 862</b>	<b>35 079</b>	<b>48 495</b>	<b>34 435</b>	<b>43 548</b>	(D)	<b>14 241</b>	(D)
	<b>Total payroll, annual (\$1,000)</b> .....	<b>5 789 027</b>	<b>439 761</b>	<b>514 408</b>	<b>746 614</b>	<b>1 033 919</b>	<b>756 674</b>	<b>1 006 954</b>	(D)	<b>469 093</b>	(D)
<b>11</b>	<b>FORESTRY, FISHING, HUNTING, AND AGRICULTURE SUPPORT</b>										
	<b>Number of employees</b> .....	(E)	(D)	(D)	(D)	(D)	—	—	—	—	—
	<b>Payroll, annual (\$1,000)</b> .....	(D)	(D)	(D)	(D)	(D)	—	—	—	—	—
114	Fishing, hunting & trapping										
	<b>Number of employees</b> .....	(A)	(D)	(D)	—	—	—	—	—	—	—
	<b>Payroll, annual (\$1,000)</b> .....	(D)	(D)	(D)	—	—	—	—	—	—	—
115	Agriculture & forestry support activities										
	<b>Number of employees</b> .....	(E)	(D)	(D)	(D)	(D)	—	—	—	—	—
	<b>Payroll, annual (\$1,000)</b> .....	(D)	(D)	(D)	(D)	(D)	—	—	—	—	—
<b>21</b>	<b>MINING</b>										
	<b>Number of employees</b> .....	<b>3 583</b>	(D)	<b>258</b>	<b>366</b>	<b>383</b>	<b>438</b>	(D)	(D)	(D)	—
	<b>Payroll, annual (\$1,000)</b> .....	<b>177 941</b>	(D)	<b>8 950</b>	<b>12 476</b>	<b>16 792</b>	<b>15 824</b>	(D)	(D)	(D)	—
211	Oil & gas extraction										
	<b>Number of employees</b> .....	(G)	(D)	(D)	58	(D)	(D)	(D)	—	(D)	—
	<b>Payroll, annual (\$1,000)</b> .....	(D)	(D)	(D)	2 725	(D)	(D)	(D)	—	(D)	—
212	Mining (except oil & gas)										
	<b>Number of employees</b> .....	1 530	(D)	(D)	(D)	(D)	(D)	(D)	(D)	—	—
	<b>Payroll, annual (\$1,000)</b> .....	91 569	(D)	(D)	(D)	(D)	(D)	(D)	(D)	—	—
213	Mining support activities										
	<b>Number of employees</b> .....	(F)	(D)	(D)	(D)	(D)	(D)	—	—	—	—
	<b>Payroll, annual (\$1,000)</b> .....	(D)	(D)	(D)	(D)	(D)	(D)	—	—	—	—
<b>22</b>	<b>UTILITIES</b>										
	<b>Number of employees</b> .....	<b>3 206</b>	<b>107</b>	(D)	<b>175</b>	<b>720</b>	<b>733</b>	<b>1 065</b>	(D)	—	—
	<b>Payroll, annual (\$1,000)</b> .....	<b>162 771</b>	<b>4 528</b>	(D)	<b>7 798</b>	<b>31 779</b>	<b>37 074</b>	<b>59 715</b>	(D)	—	—
221	Utilities										
	<b>Number of employees</b> .....	3 206	107	(D)	175	720	733	1 065	(D)	—	—
	<b>Payroll, annual (\$1,000)</b> .....	162 771	4 528	(D)	7 798	31 779	37 074	59 715	(D)	—	—
<b>23</b>	<b>CONSTRUCTION</b>										
	<b>Number of employees</b> .....	<b>13 918</b>	<b>1 989</b>	<b>2 177</b>	<b>2 951</b>	<b>3 240</b>	<b>2 001</b>	<b>1 560</b>	—	—	—
	<b>Payroll, annual (\$1,000)</b> .....	<b>498 380</b>	<b>56 925</b>	<b>64 198</b>	<b>97 045</b>	<b>125 570</b>	<b>74 655</b>	<b>79 987</b>	—	—	—
233	Building, developing & general contracting										
	<b>Number of employees</b> .....	3 485	(D)	(D)	770	863	(D)	(D)	—	—	—
	<b>Payroll, annual (\$1,000)</b> .....	105 154	(D)	(D)	21 468	32 636	(D)	(D)	—	—	—
234	Heavy construction										
	<b>Number of employees</b> .....	1 962	(D)	246	326	400	(D)	(D)	—	—	—
	<b>Payroll, annual (\$1,000)</b> .....	125 903	(D)	15 491	21 031	28 436	(D)	(D)	—	—	—
235	Special trade contractors										
	<b>Number of employees</b> .....	8 471	1 276	(D)	1 855	1 977	1 392	(D)	—	—	—
	<b>Payroll, annual (\$1,000)</b> .....	267 323	31 750	(D)	54 546	64 498	52 880	(D)	—	—	—
<b>31-33</b>	<b>MANUFACTURING</b>										
	<b>Number of employees</b> .....	<b>22 935</b>	<b>591</b>	<b>733</b>	<b>1 353</b>	<b>3 091</b>	<b>3 389</b>	<b>5 010</b>	(D)	<b>4 582</b>	(D)
	<b>Payroll, annual (\$1,000)</b> .....	<b>685 744</b>	<b>13 818</b>	<b>17 079</b>	<b>33 665</b>	<b>81 571</b>	<b>94 451</b>	<b>139 140</b>	(D)	<b>150 711</b>	(D)
311	Food mfg										
	<b>Number of employees</b> .....	5 265	78	(D)	225	(D)	(D)	1 330	1 767	(D)	—
	<b>Payroll, annual (\$1,000)</b> .....	143 994	2 389	(D)	4 029	(D)	(D)	31 668	55 692	(D)	—
312	Beverage & tobacco product mfg										
	<b>Number of employees</b> .....	(C)	(D)	—	(D)	—	(D)	—	—	—	—
	<b>Payroll, annual (\$1,000)</b> .....	(D)	(D)	—	(D)	—	(D)	—	—	—	—
313	Textile mills										
	<b>Number of employees</b> .....	(B)	—	—	—	—	(D)	—	—	—	—
	<b>Payroll, annual (\$1,000)</b> .....	(D)	—	—	—	—	(D)	—	—	—	—
314	Textile product mills										
	<b>Number of employees</b> .....	(C)	(D)	—	(D)	(D)	—	—	—	—	—
	<b>Payroll, annual (\$1,000)</b> .....	(D)	(D)	—	(D)	(D)	—	—	—	—	—
315	Apparel manufacturing										
	<b>Number of employees</b> .....	(B)	(D)	(D)	(D)	(D)	—	—	—	—	—
	<b>Payroll, annual (\$1,000)</b> .....	(D)	(D)	(D)	(D)	(D)	—	—	—	—	—
316	Leather & allied product mfg										
	<b>Number of employees</b> .....	(A)	(D)	—	—	—	—	—	—	—	—
	<b>Payroll, annual (\$1,000)</b> .....	(D)	(D)	—	—	—	—	—	—	—	—
321	Wood product mfg										
	<b>Number of employees</b> .....	998	(D)	(D)	(D)	(D)	(D)	(D)	—	(D)	—
	<b>Payroll, annual (\$1,000)</b> .....	27 624	(D)	(D)	(D)	(D)	(D)	(D)	—	(D)	—
322	Paper mfg										
	<b>Number of employees</b> .....	(B)	(D)	—	—	(D)	(D)	—	—	—	—
	<b>Payroll, annual (\$1,000)</b> .....	(D)	(D)	—	—	(D)	(D)	—	—	—	—
323	Printing & related support activities										
	<b>Number of employees</b> .....	850	(D)	(D)	108	388	(D)	(D)	—	—	—
	<b>Payroll, annual (\$1,000)</b> .....	21 903	(D)	(D)	2 508	9 037	(D)	(D)	—	—	—

Note: Employment-size classes are indicated as follows: A—0 to 19; B—20 to 99; C—100 to 249; E—250 to 499; F—500 to 999; G—1,000 to 2,499; H—2,500 to 4,999; I—5,000 to 9,999; J—10,000 to 24,999; K—25,000 to 49,999; L—50,000 to 99,999; M—100,000 or more.

**Table 3. The State—Employees and Annual Payroll by Employment-Size Class: 1999—Con.**

[Excludes most government employees, railroad employees, and self-employed persons. Size class 1 to 4 includes establishments with payroll, but no employees, during mid-March pay period. (D) denotes figures withheld to avoid disclosing data for individual companies; the data are included in broader industry totals. For explanation of terms, abbreviations, and data reliability/comparability, see introductory text]

NAICS code	Major group	Total	Employment-size class									
			1 to 4	5 to 9	10 to 19	20 to 49	50 to 99	100 to 249	250 to 499	500 to 999	1,000 or more	
<b>31-33</b>	<b>MANUFACTURING—Con.</b>											
324	Petroleum & coal products mfg											
	Number of employees .....	(C)	(D)	—	—	—	—	—	(D)	—	—	—
	Payroll, annual (\$1,000) .....	(D)	(D)	—	—	—	—	—	(D)	—	—	—
325	Chemical mfg											
	Number of employees .....	(B)	(D)	(D)	—	(D)	—	—	—	—	—	—
	Payroll, annual (\$1,000) .....	(D)	(D)	(D)	—	(D)	—	—	—	—	—	—
326	Plastics & rubber products mfg											
	Number of employees .....	961	(D)	(D)	(D)	(D)	320	428	—	—	—	—
	Payroll, annual (\$1,000) .....	21 059	(D)	(D)	(D)	(D)	8 475	8 032	—	—	—	—
327	Nonmetallic mineral product mfg											
	Number of employees .....	(F)	69	(D)	116	99	(D)	(D)	—	—	—	—
	Payroll, annual (\$1,000) .....	(D)	2 599	(D)	4 317	4 713	(D)	(D)	—	—	—	—
331	Primary metal mfg											
	Number of employees .....	(C)	(D)	—	—	(D)	(D)	—	—	—	—	—
	Payroll, annual (\$1,000) .....	(D)	(D)	—	—	(D)	(D)	—	—	—	—	—
332	Fabricated metal product mfg											
	Number of employees .....	1 766	(D)	76	(D)	385	396	(D)	(D)	—	—	—
	Payroll, annual (\$1,000) .....	57 638	(D)	1 656	(D)	11 436	12 204	(D)	(D)	—	—	—
333	Machinery mfg											
	Number of employees .....	4 955	70	93	(D)	(D)	(D)	1 112	—	(D)	(D)	—
	Payroll, annual (\$1,000) .....	176 215	1 200	2 875	(D)	(D)	(D)	33 167	—	(D)	(D)	—
334	Computer & electronic product mfg											
	Number of employees .....	1 670	(D)	(D)	(D)	(D)	(D)	(D)	(D)	(D)	—	—
	Payroll, annual (\$1,000) .....	50 321	(D)	(D)	(D)	(D)	(D)	(D)	(D)	(D)	—	—
335	Electrical equip, appliance & component mfg											
	Number of employees .....	(B)	(D)	(D)	—	—	—	—	—	—	—	—
	Payroll, annual (\$1,000) .....	(D)	(D)	(D)	—	—	—	—	—	—	—	—
336	Transportation equipment mfg											
	Number of employees .....	3 014	(D)	(D)	(D)	(D)	590	(D)	(D)	(D)	—	—
	Payroll, annual (\$1,000) .....	85 742	(D)	(D)	(D)	(D)	12 451	(D)	(D)	(D)	—	—
337	Furniture & related product mfg											
	Number of employees .....	1 083	42	(D)	(D)	299	(D)	(D)	(D)	—	—	—
	Payroll, annual (\$1,000) .....	25 854	692	(D)	(D)	7 053	(D)	(D)	(D)	—	—	—
339	Miscellaneous mfg											
	Number of employees .....	669	(D)	78	(D)	(D)	(D)	(D)	—	—	—	—
	Payroll, annual (\$1,000) .....	16 545	(D)	1 936	(D)	(D)	(D)	(D)	—	—	—	—
<b>42</b>	<b>WHOLESALE TRADE</b>											
	Number of employees .....	17 353	1 419	2 658	3 908	4 654	(D)	(D)	(D)	—	—	—
	Payroll, annual (\$1,000) .....	502 408	42 193	73 632	113 919	130 858	(D)	(D)	(D)	—	—	—
421	Wholesale trade, durable goods											
	Number of employees .....	8 276	615	1 276	2 084	2 723	1 014	564	—	—	—	—
	Payroll, annual (\$1,000) .....	254 622	19 800	34 826	62 844	90 082	30 068	17 002	—	—	—	—
422	Wholesale trade, nondurable goods											
	Number of employees .....	9 077	804	1 382	1 824	1 931	(D)	(D)	(D)	—	—	—
	Payroll, annual (\$1,000) .....	247 786	22 393	38 806	51 075	40 776	(D)	(D)	(D)	—	—	—
<b>44-45</b>	<b>RETAIL TRADE</b>											
	Number of employees .....	41 644	3 022	6 682	7 784	8 157	4 151	9 736	2 112	—	—	—
	Payroll, annual (\$1,000) .....	684 909	48 268	103 672	130 108	140 720	85 272	148 381	28 488	—	—	—
441	Motor vehicle & parts dealers											
	Number of employees .....	6 242	336	781	1 449	1 453	(D)	(D)	—	—	—	—
	Payroll, annual (\$1,000) .....	164 475	6 842	15 790	34 417	39 610	(D)	(D)	—	—	—	—
442	Furniture & home furnishing stores											
	Number of employees .....	1 236	163	215	417	282	159	—	—	—	—	—
	Payroll, annual (\$1,000) .....	27 262	2 361	4 587	8 904	7 465	3 945	—	—	—	—	—
443	Electronics & appliance stores											
	Number of employees .....	994	(D)	279	284	(D)	—	(D)	—	—	—	—
	Payroll, annual (\$1,000) .....	19 891	(D)	5 169	6 166	(D)	—	(D)	—	—	—	—
444	Bldg material & garden equip & supp dealers											
	Number of employees .....	4 277	435	916	768	1 065	(D)	(D)	—	—	—	—
	Payroll, annual (\$1,000) .....	98 385	9 020	20 463	17 813	26 963	(D)	(D)	—	—	—	—
445	Food & beverage stores											
	Number of employees .....	7 793	(D)	(D)	989	(D)	(D)	(D)	(D)	—	—	—
	Payroll, annual (\$1,000) .....	86 837	(D)	(D)	10 044	(D)	(D)	(D)	(D)	—	—	—
446	Health & personal care stores											
	Number of employees .....	2 277	234	679	652	(D)	(D)	—	—	—	—	—
	Payroll, annual (\$1,000) .....	41 748	4 657	12 450	12 123	(D)	(D)	—	—	—	—	—
447	Gasoline stations											
	Number of employees .....	4 134	(D)	1 114	1 184	1 096	(D)	(D)	—	—	—	—
	Payroll, annual (\$1,000) .....	53 275	(D)	14 040	14 578	13 877	(D)	(D)	—	—	—	—
448	Clothing & clothing accessories stores											
	Number of employees .....	2 297	321	767	607	(D)	(D)	—	—	—	—	—
	Payroll, annual (\$1,000) .....	26 036	4 224	8 475	6 285	(D)	(D)	—	—	—	—	—
451	Sporting goods, hobby, book & music stores											
	Number of employees .....	1 612	(D)	367	(D)	(D)	(D)	(D)	—	—	—	—
	Payroll, annual (\$1,000) .....	20 994	(D)	4 151	(D)	(D)	(D)	(D)	—	—	—	—

Note: Employment-size classes are indicated as follows: A—0 to 19; B—20 to 99; C—100 to 249; E—250 to 499; F—500 to 999; G—1,000 to 2,499; H—2,500 to 4,999; I—5,000 to 9,999; J—10,000 to 24,999; K—25,000 to 49,999; L—50,000 to 99,999; M—100,000 or more.

**Table 3. The State—Employees and Annual Payroll by Employment-Size Class: 1999—Con.**

[Excludes most government employees, railroad employees, and self-employed persons. Size class 1 to 4 includes establishments with payroll, but no employees, during mid-March pay period. (D) denotes figures withheld to avoid disclosing data for individual companies; the data are included in broader industry totals. For explanation of terms, abbreviations, and data reliability/comparability, see introductory text]

NAICS code	Major group	Total	Employment-size class								
			1 to 4	5 to 9	10 to 19	20 to 49	50 to 99	100 to 249	250 to 499	500 to 999	1,000 or more
<b>44-45</b>	<b>RETAIL TRADE—Con.</b>										
452	General merchandise stores										
	Number of employees .....	7 145	(D)	(D)	(D)	(D)	(D)	(D)	(D)	(D)	—
	Payroll, annual (\$1,000) .....	90 163	(D)	(D)	(D)	(D)	(D)	(D)	(D)	(D)	—
453	Miscellaneous store retailers										
	Number of employees .....	2 135	(D)	612	663	(D)	(D)	—	—	—	—
	Payroll, annual (\$1,000) .....	24 675	(D)	7 063	8 060	(D)	(D)	—	—	—	—
454	Nonstore retailers										
	Number of employees .....	1 502	178	(D)	(D)	(D)	—	(D)	—	—	—
	Payroll, annual (\$1,000) .....	31 168	3 624	(D)	(D)	(D)	—	(D)	—	—	—
<b>48-49</b>	<b>TRANSPORTATION &amp; WAREHOUSING</b>										
	<b>Number of employees .....</b>	<b>7 950</b>	<b>944</b>	<b>894</b>	<b>1 205</b>	<b>1 977</b>	<b>1 925</b>	<b>1 005</b>	—	—	—
	<b>Payroll, annual (\$1,000) .....</b>	<b>206 311</b>	<b>21 972</b>	<b>20 712</b>	<b>32 810</b>	<b>52 098</b>	<b>47 309</b>	<b>31 410</b>	—	—	—
481	Air transportation										
	Number of employees .....	(C)	(D)	(D)	(D)	(D)	—	—	—	—	—
	Payroll, annual (\$1,000) .....	(D)	(D)	(D)	(D)	(D)	—	—	—	—	—
483	Water transportation										
	Number of employees .....	(A)	(D)	—	—	—	—	—	—	—	—
	Payroll, annual (\$1,000) .....	(D)	(D)	—	—	—	—	—	—	—	—
484	Truck transportation										
	Number of employees .....	5 800	(D)	657	914	(D)	1 348	(D)	—	—	—
	Payroll, annual (\$1,000) .....	155 338	(D)	15 169	24 318	(D)	35 171	(D)	—	—	—
485	Transit & ground passenger transportation										
	Number of employees .....	(F)	(D)	(D)	(D)	(D)	(D)	—	—	—	—
	Payroll, annual (\$1,000) .....	(D)	(D)	(D)	(D)	(D)	(D)	—	—	—	—
486	Pipeline transportation										
	Number of employees .....	(C)	(D)	(D)	(D)	(D)	(D)	—	—	—	—
	Payroll, annual (\$1,000) .....	(D)	(D)	(D)	(D)	(D)	(D)	—	—	—	—
488	Transportation support activities										
	Number of employees .....	701	(D)	107	110	174	(D)	(D)	—	—	—
	Payroll, annual (\$1,000) .....	17 214	(D)	2 551	3 675	4 292	(D)	(D)	—	—	—
492	Couriers & messengers										
	Number of employees .....	(E)	(D)	(D)	(D)	(D)	(D)	—	—	—	—
	Payroll, annual (\$1,000) .....	(D)	(D)	(D)	(D)	(D)	(D)	—	—	—	—
493	Warehousing & storage										
	Number of employees .....	(B)	(D)	(D)	(D)	(D)	—	—	—	—	—
	Payroll, annual (\$1,000) .....	(D)	(D)	(D)	(D)	(D)	—	—	—	—	—
<b>51</b>	<b>INFORMATION</b>										
	<b>Number of employees .....</b>	<b>8 085</b>	<b>314</b>	<b>543</b>	<b>(D)</b>	<b>1 598</b>	<b>(D)</b>	<b>1 658</b>	<b>(D)</b>	<b>(D)</b>	—
	<b>Payroll, annual (\$1,000) .....</b>	<b>235 856</b>	<b>25 770</b>	<b>12 841</b>	<b>(D)</b>	<b>41 453</b>	<b>(D)</b>	<b>51 715</b>	<b>(D)</b>	<b>(D)</b>	—
511	Publishing industries										
	Number of employees .....	2 935	(D)	(D)	(D)	(D)	(D)	(D)	(D)	(D)	—
	Payroll, annual (\$1,000) .....	98 066	(D)	(D)	(D)	(D)	(D)	(D)	(D)	(D)	—
512	Motion picture & sound recording industries										
	Number of employees .....	(E)	(D)	(D)	(D)	(D)	—	—	—	—	—
	Payroll, annual (\$1,000) .....	(D)	(D)	(D)	(D)	(D)	—	—	—	—	—
513	Broadcasting & telecommunications										
	Number of employees .....	(H)	(D)	(D)	(D)	880	874	777	—	—	—
	Payroll, annual (\$1,000) .....	(D)	(D)	(D)	(D)	25 580	27 494	26 404	—	—	—
514	Information & data processing services										
	Number of employees .....	(G)	(D)	(D)	(D)	(D)	(D)	(D)	(D)	(D)	—
	Payroll, annual (\$1,000) .....	(D)	(D)	(D)	(D)	(D)	(D)	(D)	(D)	(D)	—
<b>52</b>	<b>FINANCE &amp; INSURANCE</b>										
	<b>Number of employees .....</b>	<b>13 388</b>	<b>1 735</b>	<b>1 330</b>	<b>1 878</b>	<b>2 355</b>	<b>1 581</b>	<b>1 485</b>	—	<b>(D)</b>	<b>(D)</b>
	<b>Payroll, annual (\$1,000) .....</b>	<b>409 695</b>	<b>46 323</b>	<b>37 148</b>	<b>59 294</b>	<b>84 442</b>	<b>48 860</b>	<b>56 451</b>	—	<b>(D)</b>	<b>(D)</b>
522	Credit intermediation & related activities										
	Number of employees .....	7 741	(D)	(D)	1 322	1 800	(D)	(D)	—	(D)	—
	Payroll, annual (\$1,000) .....	224 847	(D)	(D)	36 877	60 434	(D)	(D)	—	(D)	—
523	Security, commodity contracts & like activity										
	Number of employees .....	(F)	(D)	(D)	166	(D)	—	(D)	—	—	—
	Payroll, annual (\$1,000) .....	(D)	(D)	(D)	10 278	(D)	—	(D)	—	—	—
524	Insurance carriers & related activities										
	Number of employees .....	(H)	1 021	(D)	390	(D)	(D)	(D)	—	(D)	(D)
	Payroll, annual (\$1,000) .....	(D)	21 711	(D)	12 139	(D)	(D)	(D)	—	(D)	(D)
525	Funds, trusts, & other financial vehicles (part)										
	Number of employees .....	(A)	(D)	(D)	—	—	—	—	—	—	—
	Payroll, annual (\$1,000) .....	(D)	(D)	(D)	—	—	—	—	—	—	—

Note: Employment-size classes are indicated as follows: A—0 to 19; B—20 to 99; C—100 to 249; E—250 to 499; F—500 to 999; G—1,000 to 2,499; H—2,500 to 4,999; I—5,000 to 9,999; J—10,000 to 24,999; K—25,000 to 49,999; L—50,000 to 99,999; M—100,000 or more.

**Table 3. The State—Employees and Annual Payroll by Employment-Size Class: 1999—Con.**

[Excludes most government employees, railroad employees, and self-employed persons. Size class 1 to 4 includes establishments with payroll, but no employees, during mid-March pay period. (D) denotes figures withheld to avoid disclosing data for individual companies; the data are included in broader industry totals. For explanation of terms, abbreviations, and data reliability/comparability, see introductory text]

NAICS code	Major group	Total	Employment-size class									
			1 to 4	5 to 9	10 to 19	20 to 49	50 to 99	100 to 249	250 to 499	500 to 999	1,000 or more	
<b>53</b>	<b>REAL ESTATE &amp; RENTAL &amp; LEASING</b>											
	Number of employees .....	3 465	779	583	662	428	518	495	—	—	—	—
	Payroll, annual (\$1,000) .....	63 187	12 320	10 422	15 321	8 109	6 458	10 557	—	—	—	—
531	Real estate											
	Number of employees .....	2 199	(D)	334	(D)	(D)	(D)	(D)	—	—	—	—
	Payroll, annual (\$1,000) .....	38 276	(D)	6 017	(D)	(D)	(D)	(D)	—	—	—	—
532	Rental & leasing services											
	Number of employees .....	(G)	(D)	249	377	(D)	(D)	(D)	—	—	—	—
	Payroll, annual (\$1,000) .....	(D)	(D)	4 405	7 633	(D)	(D)	(D)	—	—	—	—
533	Lessors of other nonfinancial intangible asset											
	Number of employees .....	(B)	(D)	—	(D)	—	—	—	—	—	—	—
	Payroll, annual (\$1,000) .....	(D)	(D)	—	(D)	—	—	—	—	—	—	—
<b>54</b>	<b>PROFESSIONAL, SCIENTIFIC &amp; TECHNICAL SERVICES</b>											
	Number of employees .....	8 681	1 450	1 347	1 362	1 616	626	(D)	(D)	(D)	—	—
	Payroll, annual (\$1,000) .....	244 306	32 977	33 871	45 263	57 858	24 711	(D)	(D)	(D)	—	—
541	Professional, scientific & technical services											
	Number of employees .....	8 681	1 450	1 347	1 362	1 616	626	(D)	(D)	(D)	—	—
	Payroll, annual (\$1,000) .....	244 306	32 977	33 871	45 263	57 858	24 711	(D)	(D)	(D)	—	—
<b>55</b>	<b>MANAGEMENT OF COMPANIES &amp; ENTERPRISES</b>											
	Number of employees .....	2 106	68	115	209	294	(D)	702	(D)	—	—	—
	Payroll, annual (\$1,000) .....	85 093	3 940	4 454	7 813	15 237	(D)	17 936	(D)	—	—	—
551	Management of companies & enterprises											
	Number of employees .....	2 106	68	115	209	294	(D)	702	(D)	—	—	—
	Payroll, annual (\$1,000) .....	85 093	3 940	4 454	7 813	15 237	(D)	17 936	(D)	—	—	—
<b>56</b>	<b>ADMIN. SUPPORT, WASTE MGT, REMEDIATION SERVICES</b>											
	Number of employees .....	9 987	810	817	(D)	1 365	1 483	2 116	(D)	(D)	—	—
	Payroll, annual (\$1,000) .....	179 259	16 242	12 384	(D)	23 019	20 608	36 418	(D)	(D)	—	—
561	Administrative & support services											
	Number of employees .....	9 495	724	(D)	(D)	(D)	(D)	(D)	(D)	(D)	—	—
	Payroll, annual (\$1,000) .....	167 711	14 522	(D)	(D)	(D)	(D)	(D)	(D)	(D)	—	—
562	Waste management & remediation services											
	Number of employees .....	492	86	(D)	(D)	(D)	(D)	(D)	—	—	—	—
	Payroll, annual (\$1,000) .....	11 548	1 720	(D)	(D)	(D)	(D)	(D)	—	—	—	—
<b>61</b>	<b>EDUCATIONAL SERVICES</b>											
	Number of employees .....	3 879	(D)	(D)	(D)	(D)	(D)	(D)	(D)	(D)	—	—
	Payroll, annual (\$1,000) .....	56 708	(D)	(D)	(D)	(D)	(D)	(D)	(D)	(D)	—	—
611	Educational services											
	Number of employees .....	3 879	(D)	(D)	(D)	(D)	(D)	(D)	(D)	(D)	—	—
	Payroll, annual (\$1,000) .....	56 708	(D)	(D)	(D)	(D)	(D)	(D)	(D)	(D)	—	—
<b>62</b>	<b>HEALTH CARE AND SOCIAL ASSISTANCE</b>											
	Number of employees .....	46 407	(D)	1 877	2 996	4 382	5 757	11 501	4 752	(D)	10 709	—
	Payroll, annual (\$1,000) .....	1 122 334	(D)	46 822	67 458	87 461	107 851	200 764	96 384	(D)	337 310	—
621	Ambulatory health care services											
	Number of employees .....	8 782	(D)	1 297	1 370	1 350	1 068	1 397	(D)	(D)	—	—
	Payroll, annual (\$1,000) .....	339 116	(D)	39 476	46 686	49 695	44 217	41 067	(D)	(D)	—	—
622	Hospitals											
	Number of employees .....	(J)	—	—	(D)	130	830	3 165	(D)	(D)	10 709	—
	Payroll, annual (\$1,000) .....	(D)	—	—	(D)	2 137	17 609	64 662	(D)	(D)	337 310	—
623	Nursing & residential care facilities											
	Number of employees .....	12 012	(D)	(D)	(D)	1 532	2 569	5 661	(D)	—	—	—
	Payroll, annual (\$1,000) .....	167 583	(D)	(D)	(D)	19 420	32 945	82 275	(D)	—	—	—
624	Social assistance											
	Number of employees .....	(I)	370	(D)	(D)	1 370	1 290	1 278	1 327	—	—	—
	Payroll, annual (\$1,000) .....	(D)	4 447	(D)	(D)	16 209	13 080	12 760	14 424	—	—	—
<b>71</b>	<b>ARTS, ENTERTAINMENT &amp; RECREATION</b>											
	Number of employees .....	3 794	(D)	(D)	(D)	(D)	(D)	—	(D)	—	—	—
	Payroll, annual (\$1,000) .....	47 985	(D)	(D)	(D)	(D)	(D)	—	(D)	—	—	—
711	Performing arts, spectator sports & related industries											
	Number of employees .....	(E)	(D)	(D)	(D)	(D)	(D)	—	—	—	—	—
	Payroll, annual (\$1,000) .....	(D)	(D)	(D)	(D)	(D)	(D)	—	—	—	—	—
712	Museums, historical sites & like institutions											
	Number of employees .....	(C)	(D)	(D)	(D)	(D)	—	—	—	—	—	—
	Payroll, annual (\$1,000) .....	(D)	(D)	(D)	(D)	(D)	—	—	—	—	—	—

Note: Employment-size classes are indicated as follows: A—0 to 19; B—20 to 99; C—100 to 249; E—250 to 499; F—500 to 999; G—1,000 to 2,499; H—2,500 to 4,999; I—5,000 to 9,999; J—10,000 to 24,999; K—25,000 to 49,999; L—50,000 to 99,999; M—100,000 or more.

**Table 3. The State—Employees and Annual Payroll by Employment-Size Class: 1999—Con.**

[Excludes most government employees, railroad employees, and self-employed persons. Size class 1 to 4 includes establishments with payroll, but no employees, during mid-March pay period. (D) denotes figures withheld to avoid disclosing data for individual companies; the data are included in broader industry totals. For explanation of terms, abbreviations, and data reliability/comparability, see introductory text]

NAICS code	Major group	Total	Employment-size class								
			1 to 4	5 to 9	10 to 19	20 to 49	50 to 99	100 to 249	250 to 499	500 to 999	1,000 or more
<b>71</b>	<b>ARTS, ENTERTAINMENT &amp; RECREATION—Con.</b>										
713	Amusement, gambling & recreation industries										
	Number of employees .....	3 283	(D)	(D)	(D)	927	(D)	—	(D)	—	—
	Payroll, annual (\$1,000) .....	40 986	(D)	(D)	(D)	8 801	(D)	—	(D)	—	—
<b>72</b>	<b>ACCOMMODATION &amp; FOOD SERVICES</b>										
	Number of employees .....	25 348	1 174	1 927	4 587	9 899	5 679	(D)	(D)	—	—
	Payroll, annual (\$1,000) .....	214 947	13 553	12 069	35 111	78 399	54 873	(D)	(D)	—	—
721	Accommodation										
	Number of employees .....	4 932	198	150	622	1 669	1 319	(D)	(D)	—	—
	Payroll, annual (\$1,000) .....	47 938	2 396	1 152	5 661	12 697	14 625	(D)	(D)	—	—
722	Food services & drinking places										
	Number of employees .....	20 416	976	1 777	3 965	8 230	4 360	1 108	—	—	—
	Payroll, annual (\$1,000) .....	167 009	11 157	10 917	29 450	65 702	40 248	9 535	—	—	—
<b>81</b>	<b>OTHER SERVICES (EXCEPT PUBLIC ADMINISTRATION)</b>										
	Number of employees .....	13 598	2 983	3 003	2 784	2 585	1 345	(D)	(D)	—	—
	Payroll, annual (\$1,000) .....	190 012	43 345	43 590	41 435	37 461	13 437	(D)	(D)	—	—
811	Repair & maintenance										
	Number of employees .....	3 094	861	901	640	402	290	—	—	—	—
	Payroll, annual (\$1,000) .....	62 377	16 005	17 232	16 412	10 259	2 469	—	—	—	—
812	Personal & laundry services										
	Number of employees .....	3 107	657	768	681	506	(D)	(D)	—	—	—
	Payroll, annual (\$1,000) .....	50 098	10 758	10 643	8 789	8 493	(D)	(D)	—	—	—
813	Religious, grantmaking, civic, prof & like organizations										
	Number of employees .....	7 397	1 465	1 334	1 463	1 677	(D)	(D)	(D)	—	—
	Payroll, annual (\$1,000) .....	77 537	16 582	15 715	16 234	18 709	(D)	(D)	(D)	—	—
<b>95</b>	<b>AUXILIARIES (EXC CORPORATE, SUBSIDIARY &amp; REGIONAL MGT)</b>										
	Number of employees .....	278	(D)	(D)	113	(D)	(D)	—	—	—	—
	Payroll, annual (\$1,000) .....	7 345	(D)	(D)	3 102	(D)	(D)	—	—	—	—
<b>99</b>	<b>UNCLASSIFIED ESTABLISHMENTS</b>										
	Number of employees .....	(C)	131	(D)	—	—	—	—	—	—	—
	Payroll, annual (\$1,000) .....	(D)	2 873	(D)	—	—	—	—	—	—	—

Note: Employment-size classes are indicated as follows: A—0 to 19; B—20 to 99; C—100 to 249; E—250 to 499; F—500 to 999; G—1,000 to 2,499; H—2,500 to 4,999; I—5,000 to 9,999; J—10,000 to 24,999; K—25,000 to 49,999; L—50,000 to 99,999; M—100,000 or more.

**Table 4. The State—Establishments With 1,000 Employees or More by Major Group and Employment-Size Class: 1999**

[Excludes most government employees, railroad employees, and self-employed persons. For explanation of terms, abbreviations, and data reliability/comparability, see introductory text]

NAICS code	Major group	Total number of establishments	Number of establishments by employment-size class			
			1,000 to 1,499	1,500 to 2,499	2,500 to 4,999	5,000 or more
	<b>Total</b> .....	<b>8</b>	<b>4</b>	<b>3</b>	<b>1</b>	<b>—</b>
<b>31-33</b>	<b>Manufacturing</b> .....	<b>1</b>	<b>1</b>	<b>—</b>	<b>—</b>	<b>—</b>
333	Machinery mfg .....	1	1	—	—	—
<b>52</b>	<b>Finance &amp; insurance</b> .....	<b>1</b>	<b>1</b>	<b>—</b>	<b>—</b>	<b>—</b>
524	Insurance carriers & related activities .....	1	1	—	—	—
<b>62</b>	<b>Health care and social assistance</b> .....	<b>6</b>	<b>2</b>	<b>3</b>	<b>1</b>	<b>—</b>
622	Hospitals .....	6	2	3	1	—



**Table 5. The State—Employees, Payroll, and Establishments by County: 1999 and 1998**

[Excludes most government employees, railroad employees, and self-employed persons. (D) denotes figures withheld to avoid disclosing data for individual companies; the data are included in broader industry totals. For explanation of terms, abbreviations, and data reliability/comparability, see introductory text]

County	1999				1998			
	Number of establishments	Number of employees for week including March 12	Payroll (\$1,000)		Number of establishments	Number of employees for week including March 12	Payroll (\$1,000)	
			First quarter	Annual			First quarter	Annual
<b>Total</b> .....	<b>20 380</b>	<b>250 292</b>	<b>1 326 192</b>	<b>5 789 027</b>	<b>20 288</b>	<b>249 476</b>	<b>1 275 739</b>	<b>5 533 810</b>
Adams .....	107	751	3 660	14 854	104	748	3 702	15 159
Barnes .....	382	3 803	14 975	65 752	385	3 917	15 448	63 554
Benson .....	113	1 143	4 715	21 013	117	1 083	4 757	20 542
Billings .....	33	153	504	4 799	27	148	509	4 493
Bottineau .....	270	1 633	6 142	26 984	269	1 597	5 831	25 156
Bowman .....	166	986	3 839	17 076	165	953	3 419	15 290
Burke .....	93	310	1 276	5 744	92	389	1 447	6 867
Burleigh .....	2 309	33 808	180 835	803 190	2 252	32 964	174 172	764 546
Cass .....	4 174	72 540	440 305	1 906 953	4 059	71 056	412 232	1 792 568
Cavalier .....	181	1 316	4 916	24 888	183	1 282	4 649	22 392
Dickey .....	199	1 742	6 236	27 656	207	1 713	6 397	28 727
Divide .....	85	576	1 707	7 348	83	579	1 612	7 185
Dunn .....	84	612	2 510	11 811	90	659	2 725	12 119
Eddy .....	85	512	1 800	8 316	86	525	1 688	7 675
Emmons .....	153	1 219	6 944	28 081	146	1 106	4 596	22 247
Foster .....	153	1 586	7 250	29 462	151	1 548	6 763	29 119
Golden Valley .....	78	451	1 682	6 991	77	438	1 608	7 068
Grand Forks .....	1 798	27 334	139 956	630 210	1 767	27 734	135 607	599 151
Grant .....	84	454	1 581	6 874	86	483	1 725	7 208
Griggs .....	114	951	4 178	17 544	112	888	4 080	16 292
Hettinger .....	93	414	1 499	7 350	99	472	1 620	7 144
Kidder .....	65	337	1 281	5 845	64	392	1 333	5 718
La Moure .....	143	897	3 219	13 860	157	897	3 127	13 768
Logan .....	75	422	1 189	5 208	75	402	1 117	4 926
McHenry .....	143	663	2 542	11 804	146	657	2 405	11 439
McIntosh .....	119	915	3 355	14 753	121	907	3 135	13 151
McKenzie .....	156	1 139	4 766	20 728	160	1 127	4 663	20 214
McLean .....	257	1 924	14 359	53 535	250	2 040	12 573	53 106
Mercer .....	260	3 436	29 992	126 905	259	3 592	28 864	122 763
Morton .....	646	6 977	34 618	154 716	652	7 055	33 254	143 453
Mountrail .....	195	1 518	6 044	26 376	202	1 607	5 875	26 015
Nelson .....	142	847	3 020	13 533	150	928	3 230	14 737
Oliver .....	41	397	5 144	19 330	39	405	4 917	20 510
Pembina .....	339	3 371	18 599	84 465	329	3 439	17 222	80 665
Pierce .....	157	1 495	6 151	26 254	160	1 443	5 728	25 543
Ramsey .....	437	4 463	18 010	77 577	434	4 394	17 213	75 798
Ransom .....	209	1 471	6 129	27 317	208	1 494	5 908	25 706
Renville .....	90	544	2 038	8 814	90	577	2 092	9 352
Richland .....	554	6 646	36 155	155 820	566	6 582	34 851	141 847
Rolette .....	210	2 908	14 641	57 707	205	3 409	16 807	63 801
Sargent .....	126	1 931	17 275	69 720	133	1 999	17 505	69 988
Sheridan .....	48	183	603	4 282	45	187	633	3 516
Sioux .....	31	851	4 343	18 824	35	735	3 544	15 653
Slope .....	10	44	191	834	12	81	369	1 622
Stark .....	846	8 164	36 985	163 483	866	8 202	36 639	157 002
Steele .....	77	328	1 625	7 269	72	364	1 740	7 342
Stutsman .....	685	9 046	43 304	190 159	682	8 783	41 425	179 318
Towner .....	96	762	3 106	12 878	107	778	3 199	13 374
Trails .....	298	2 420	10 875	47 303	309	2 487	10 523	44 592
Walsh .....	448	3 779	16 274	70 489	445	3 746	16 159	69 964
Ward .....	1 657	21 619	104 391	460 547	1 684	21 581	101 132	444 634
Wells .....	207	1 359	4 812	21 909	212	1 380	4 577	21 087
Williams .....	831	6 554	28 965	123 220	833	6 759	31 701	132 182
<b>Statewide</b> .....	<b>28</b>	<b>588</b>	<b>5 681</b>	<b>20 667</b>	<b>29</b>	<b>765</b>	<b>7 692</b>	<b>26 522</b>

Note: Employment-size classes are indicated as follows: A—0 to 19; B—20 to 99; C—100 to 249; E—250 to 499; F—500 to 999; G—1,000 to 2,499; H—2,500 to 4,999; I—5,000 to 9,999; J—10,000 to 24,999; K—25,000 to 49,999; L—50,000 to 99,999; M—100,000 or more.

**Table 6. Counties—Employees, Payroll, and Establishments by Industry: 1999**

[Excludes most government employees, railroad employees, and self-employed persons. Size class 1 to 4 includes establishments with payroll, but no employees, during mid-March pay period. (D) denotes figures withheld to avoid disclosing data for individual companies; the data are included in broader industry totals. Detailed industries with 100 or more employees are shown if industry was not a (D). For explanation of terms, abbreviations, and data reliability/comparability, see introductory text]

NAICS code	Industry	Number of employees for week including March 12	Payroll (\$1,000)		Total number of establishments	Number of establishments by employment-size class								
			First quarter	Annual		1 to 4	5 to 9	10 to 19	20 to 49	50 to 99	100 to 249	250 to 499	500 to 999	1,000 or more
<b>ADAMS</b>														
	<b>Total</b> .....	751	3 660	14 854	107	72	17	12	4	1	1	-	-	-
22	Utilities .....	(A)	(D)	(D)	1	1	-	-	-	-	-	-	-	-
23	Construction .....	12	40	203	8	8	-	-	-	-	-	-	-	-
31-33	Manufacturing .....	(A)	(D)	(D)	2	1	1	-	-	-	-	-	-	-
42	Wholesale trade .....	78	320	1 429	10	3	4	2	1	-	-	-	-	-
44-45	Retail trade .....	169	607	2 815	19	8	5	4	2	-	-	-	-	-
48-49	Transportation & warehousing .....	19	76	336	8	7	1	-	-	-	-	-	-	-
51	Information .....	(A)	(D)	(D)	3	2	-	1	-	-	-	-	-	-
52	Finance & insurance .....	(B)	(D)	(D)	8	6	-	2	-	-	-	-	-	-
53	Real estate & rental & leasing .....	(A)	(D)	(D)	2	2	-	-	-	-	-	-	-	-
54	Professional, scientific & technical services .....	21	76	298	9	7	2	-	-	-	-	-	-	-
55	Management of companies & enterprises .....	(A)	(D)	(D)	1	1	-	-	-	-	-	-	-	-
56	Admin, support, waste mgt, remediation services .....	(A)	(D)	(D)	1	1	-	-	-	-	-	-	-	-
62	Health care and social assistance .....	318	2 134	8 185	10	4	2	1	1	1	1	-	-	-
622	Hospitals .....	(C)	(D)	(D)	1	-	-	-	-	-	1	-	-	-
6221	General medical & surgical hospitals .....	(C)	(D)	(D)	1	-	-	-	-	-	1	-	-	-
62211	General medical & surgical hospitals .....	(C)	(D)	(D)	1	-	-	-	-	-	1	-	-	-
72	Accommodation & food services .....	45	62	251	8	5	1	2	-	-	-	-	-	-
81	Other services (except public administration) .....	22	61	260	14	13	1	-	-	-	-	-	-	-
99	Unclassified establishments .....	3	3	15	3	3	-	-	-	-	-	-	-	-
<b>BARNES</b>														
	<b>Total</b> .....	3 803	14 975	65 752	382	225	68	41	32	13	3	-	-	-
11	Forestry, fishing, hunting, and agriculture support .....	1	2	13	3	3	-	-	-	-	-	-	-	-
22	Utilities .....	(A)	(D)	(D)	3	2	1	-	-	-	-	-	-	-
23	Construction .....	270	1 411	8 303	45	32	3	6	3	1	-	-	-	-
235	Special trade contractors .....	166	917	5 385	30	24	1	2	2	1	-	-	-	-
31-33	Manufacturing .....	313	2 073	8 466	13	7	-	2	1	2	1	-	-	-
334	Computer & electronic product mfg .....	(C)	(D)	(D)	1	-	-	-	-	-	1	-	-	-
3344	Semiconductor & oth electronic component mfg .....	(C)	(D)	(D)	1	-	-	-	-	-	1	-	-	-
33441	Semiconductor & oth electronic component mfg .....	(C)	(D)	(D)	1	-	-	-	-	-	1	-	-	-
42	Wholesale trade .....	316	1 895	7 683	33	16	9	4	3	1	-	-	-	-
421	Wholesale trade, durable goods .....	221	1 284	5 336	18	8	4	3	2	1	-	-	-	-
44-45	Retail trade .....	556	1 901	7 921	68	35	19	8	5	1	-	-	-	-
441	Motor vehicle & parts dealers .....	100	618	2 461	12	7	2	1	2	-	-	-	-	-
445	Food & beverage stores .....	140	363	1 479	8	5	1	-	1	1	-	-	-	-
4451	Grocery stores .....	133	354	1 430	5	2	1	-	1	1	-	-	-	-
44511	Grocery (except convenience) stores .....	133	354	1 430	5	2	1	-	1	1	-	-	-	-
445110	Grocery (except convenience) stores .....	133	354	1 430	5	2	1	-	1	1	-	-	-	-
48-49	Transportation & warehousing .....	53	289	1 316	18	14	3	1	-	-	-	-	-	-
51	Information .....	(C)	(D)	(D)	10	5	1	1	3	-	-	-	-	-
52	Finance & insurance .....	114	871	3 590	22	16	3	1	2	-	-	-	-	-
53	Real estate & rental & leasing .....	(C)	(D)	(D)	5	3	-	1	-	1	-	-	-	-
531	Real estate .....	(C)	(D)	(D)	4	2	-	1	-	1	-	-	-	-
54	Professional, scientific & technical services .....	79	390	2 088	19	13	4	1	1	-	-	-	-	-
55	Management of companies & enterprises .....	(A)	(D)	(D)	1	1	-	-	-	-	-	-	-	-
56	Admin, support, waste mgt, remediation services .....	(B)	(D)	(D)	8	4	3	1	-	-	-	-	-	-
61	Educational services .....	25	53	208	4	2	1	1	-	-	-	-	-	-

Note: Employment-size classes are indicated as follows: A—0 to 19; B—20 to 99; C—100 to 249; E—250 to 499; F—500 to 999; G—1,000 to 2,499; H—2,500 to 4,999; I—5,000 to 9,999; J—10,000 to 24,999; K—25,000 to 49,999; L—50,000 to 99,999; M—100,000 or more.

**Table 6. Counties—Employees, Payroll, and Establishments by Industry: 1999—Con.**

[Excludes most government employees, railroad employees, and self-employed persons. Size class 1 to 4 includes establishments with payroll, but no employees, during mid-March pay period. (D) denotes figures withheld to avoid disclosing data for individual companies; the data are included in broader industry totals. Detailed industries with 100 or more employees are shown if industry was not a (D). For explanation of terms, abbreviations, and data reliability/comparability, see introductory text]

NAICS code	Industry	Number of employees for week including March 12	Payroll (\$1,000)		Total number of establishments	Number of establishments by employment-size class								
			First quarter	Annual		1 to 4	5 to 9	10 to 19	20 to 49	50 to 99	100 to 249	250 to 499	500 to 999	1,000 or more
<b>BARNES—Con.</b>														
<b>62</b>	<b>Health care and social assistance</b> . . . . .	<b>945</b>	<b>3 169</b>	<b>13 815</b>	<b>29</b>	<b>11</b>	<b>5</b>	<b>2</b>	<b>5</b>	<b>4</b>	<b>2</b>	—	—	—
621	Ambulatory health care services . . . . .	109	676	2 843	13	8	3	1	—	1	—	—	—	—
622	Hospitals . . . . . (C)	(D)	(D)	(D)	1	—	—	—	—	—	1	—	—	—
6221	General medical & surgical hospitals . . . . . (C)	(D)	(D)	(D)	1	—	—	—	—	—	1	—	—	—
62211	General medical & surgical hospitals . . . . . (C)	(D)	(D)	(D)	1	—	—	—	—	—	1	—	—	—
623	Nursing & residential care facilities . . . . . (E)	(D)	(D)	(D)	6	—	—	—	3	2	1	—	—	—
6231	Nursing care facilities . . . . . (C)	(D)	(D)	(D)	1	—	—	—	—	—	1	—	—	—
62311	Nursing care facilities . . . . . (C)	(D)	(D)	(D)	1	—	—	—	—	—	1	—	—	—
6232	Residential mental retardation, health facil . . . . . (C)	(D)	(D)	(D)	4	—	—	—	3	1	—	—	—	—
62321	Residential mental retardation facilities . . . . . (C)	(D)	(D)	(D)	4	—	—	—	3	1	—	—	—	—
624	Social assistance . . . . .	196	369	1 626	9	3	2	1	2	1	—	—	—	—
6241	Individual & family services . . . . . (C)	(D)	(D)	(D)	4	2	—	—	1	1	—	—	—	—
62412	Services for elderly & disabled persons . . . . . (C)	(D)	(D)	(D)	2	—	—	—	1	1	—	—	—	—
<b>71</b>	<b>Arts, entertainment &amp; recreation</b> . . . . .	<b>109</b>	<b>164</b>	<b>615</b>	<b>8</b>	<b>4</b>	<b>1</b>	<b>2</b>	—	<b>1</b>	—	—	—	—
<b>72</b>	<b>Accommodation &amp; food services</b> . . . . .	<b>440</b>	<b>863</b>	<b>3 703</b>	<b>35</b>	<b>14</b>	<b>7</b>	<b>5</b>	<b>8</b>	<b>1</b>	—	—	—	—
722	Food services & drinking places . . . . .	364	768	3 248	29	12	5	5	6	1	—	—	—	—
7221	Full-service restaurants . . . . .	135	224	1 002	10	4	1	1	4	—	—	—	—	—
72211	Full-service restaurants . . . . .	135	224	1 002	10	4	1	1	4	—	—	—	—	—
722110	Full-service restaurants . . . . .	135	224	1 002	10	4	1	1	4	—	—	—	—	—
7222	Limited-service eating places . . . . .	157	459	1 862	8	2	1	3	1	1	—	—	—	—
72221	Limited-service eating places . . . . .	157	459	1 862	8	2	1	3	1	1	—	—	—	—
722211	Limited-service restaurants . . . . .	157	459	1 862	8	2	1	3	1	1	—	—	—	—
<b>81</b>	<b>Other services (except public administration)</b> . . . . .	<b>285</b>	<b>726</b>	<b>2 930</b>	<b>52</b>	<b>38</b>	<b>7</b>	<b>5</b>	<b>1</b>	<b>1</b>	—	—	—	—
813	Religious, grantmaking, civic, prof & like organizations . . . . .	229	482	1 919	26	15	5	4	1	1	—	—	—	—
8134	Civic & social organizations . . . . .	118	144	515	3	—	—	1	1	1	—	—	—	—
81341	Civic & social organizations . . . . .	118	144	515	3	—	—	1	1	1	—	—	—	—
813410	Civic & social organizations . . . . .	118	144	515	3	—	—	1	1	1	—	—	—	—
<b>95</b>	<b>Auxiliaries (exc corporate, subsidiary &amp; regional mgt)</b> . . . . .	<b>(A)</b>	<b>(D)</b>	<b>(D)</b>	<b>1</b>	<b>1</b>	—	—	—	—	—	—	—	—
<b>99</b>	<b>Unclassified establishments</b> . . . . .	<b>15</b>	<b>26</b>	<b>92</b>	<b>5</b>	<b>4</b>	<b>1</b>	—	—	—	—	—	—	—
<b>BENSON</b>														
	<b>Total</b> . . . . .	<b>1 143</b>	<b>4 715</b>	<b>21 013</b>	<b>113</b>	<b>80</b>	<b>18</b>	<b>6</b>	<b>4</b>	<b>2</b>	<b>2</b>	<b>1</b>	—	—
<b>11</b>	<b>Forestry, fishing, hunting, and agriculture support</b> . . . . .	<b>(A)</b>	<b>(D)</b>	<b>(D)</b>	<b>2</b>	<b>2</b>	—	—	—	—	—	—	—	—
<b>23</b>	<b>Construction</b> . . . . .	<b>10</b>	<b>89</b>	<b>409</b>	<b>9</b>	<b>9</b>	—	—	—	—	—	—	—	—
<b>31-33</b>	<b>Manufacturing</b> . . . . .	<b>141</b>	<b>864</b>	<b>4 079</b>	<b>8</b>	<b>3</b>	<b>1</b>	<b>1</b>	<b>2</b>	<b>1</b>	—	—	—	—
<b>42</b>	<b>Wholesale trade</b> . . . . .	<b>35</b>	<b>200</b>	<b>872</b>	<b>9</b>	<b>5</b>	<b>4</b>	—	—	—	—	—	—	—
<b>44-45</b>	<b>Retail trade</b> . . . . .	<b>77</b>	<b>230</b>	<b>910</b>	<b>17</b>	<b>12</b>	<b>3</b>	<b>1</b>	<b>1</b>	—	—	—	—	—
<b>48-49</b>	<b>Transportation &amp; warehousing</b> . . . . .	<b>24</b>	<b>76</b>	<b>505</b>	<b>13</b>	<b>11</b>	<b>2</b>	—	—	—	—	—	—	—
<b>51</b>	<b>Information</b> . . . . .	<b>(A)</b>	<b>(D)</b>	<b>(D)</b>	<b>2</b>	<b>1</b>	<b>1</b>	—	—	—	—	—	—	—
<b>52</b>	<b>Finance &amp; insurance</b> . . . . .	<b>30</b>	<b>180</b>	<b>956</b>	<b>7</b>	<b>5</b>	<b>1</b>	<b>1</b>	—	—	—	—	—	—
<b>53</b>	<b>Real estate &amp; rental &amp; leasing</b> . . . . .	<b>(B)</b>	<b>(D)</b>	<b>(D)</b>	<b>5</b>	<b>4</b>	—	—	—	<b>1</b>	—	—	—	—
<b>54</b>	<b>Professional, scientific &amp; technical services</b> . . . . .	<b>3</b>	<b>7</b>	<b>51</b>	<b>4</b>	<b>4</b>	—	—	—	—	—	—	—	—
<b>56</b>	<b>Admin, support, waste mgt, remediation services</b> . . . . .	<b>(A)</b>	<b>(D)</b>	<b>(D)</b>	<b>1</b>	—	<b>1</b>	—	—	—	—	—	—	—
<b>61</b>	<b>Educational services</b> . . . . .	<b>(E)</b>	<b>(D)</b>	<b>(D)</b>	<b>2</b>	—	—	—	—	—	<b>2</b>	—	—	—
611	Educational services . . . . . (E)	(D)	(D)	(D)	2	—	—	—	—	—	2	—	—	—
6111	Elementary & secondary schools . . . . . (C)	(D)	(D)	(D)	1	—	—	—	—	—	1	—	—	—
61111	Elementary & secondary schools . . . . . (C)	(D)	(D)	(D)	1	—	—	—	—	—	1	—	—	—
6112	Junior colleges . . . . . (C)	(D)	(D)	(D)	1	—	—	—	—	—	1	—	—	—
61121	Junior colleges . . . . . (C)	(D)	(D)	(D)	1	—	—	—	—	—	1	—	—	—
<b>62</b>	<b>Health care and social assistance</b> . . . . .	<b>(B)</b>	<b>(D)</b>	<b>(D)</b>	<b>4</b>	<b>3</b>	—	<b>1</b>	—	—	—	—	—	—
<b>71</b>	<b>Arts, entertainment &amp; recreation</b> . . . . .	<b>(E)</b>	<b>(D)</b>	<b>(D)</b>	<b>4</b>	<b>1</b>	<b>1</b>	—	<b>1</b>	—	—	<b>1</b>	—	—
713	Amusement, gambling & recreation industries . . . . . (E)	(D)	(D)	(D)	3	—	1	—	1	—	—	1	—	—
7132	Gambling industries . . . . . (E)	(D)	(D)	(D)	2	—	—	—	1	—	—	1	—	—
71321	Casinos (except hotel casinos) . . . . . (E)	(D)	(D)	(D)	1	—	—	—	—	—	—	1	—	—
<b>72</b>	<b>Accommodation &amp; food services</b> . . . . .	<b>37</b>	<b>48</b>	<b>192</b>	<b>11</b>	<b>8</b>	<b>2</b>	<b>1</b>	—	—	—	—	—	—
<b>81</b>	<b>Other services (except public administration)</b> . . . . .	<b>29</b>	<b>65</b>	<b>325</b>	<b>11</b>	<b>8</b>	<b>2</b>	<b>1</b>	—	—	—	—	—	—
<b>99</b>	<b>Unclassified establishments</b> . . . . .	<b>4</b>	<b>5</b>	<b>42</b>	<b>4</b>	<b>4</b>	—	—	—	—	—	—	—	—

Note: Employment-size classes are indicated as follows: A—0 to 19; B—20 to 99; C—100 to 249; E—250 to 499; F—500 to 999; G—1,000 to 2,499; H—2,500 to 4,999; I—5,000 to 9,999; J—10,000 to 24,999; K—25,000 to 49,999; L—50,000 to 99,999; M—100,000 or more.

**Table 6. Counties—Employees, Payroll, and Establishments by Industry: 1999—Con.**

[Excludes most government employees, railroad employees, and self-employed persons. Size class 1 to 4 includes establishments with payroll, but no employees, during mid-March pay period. (D) denotes figures withheld to avoid disclosing data for individual companies; the data are included in broader industry totals. Detailed industries with 100 or more employees are shown if industry was not a (D). For explanation of terms, abbreviations, and data reliability/comparability, see introductory text]

NAICS code	Industry	Number of employees for week including March 12	Payroll (\$1,000)		Total number of establishments	Number of establishments by employment-size class								
			First quarter	Annual		1 to 4	5 to 9	10 to 19	20 to 49	50 to 99	100 to 249	250 to 499	500 to 999	1,000 or more
<b>BILLINGS</b>														
	Total .....	153	504	4 799	33	27	2	2	1	1	-	-	-	-
21	Mining .....	(A)	(D)	(D)	2	1	1	-	-	-	-	-	-	-
23	Construction .....	(B)	(D)	(D)	2	1	-	-	1	-	-	-	-	-
42	Wholesale trade .....	(A)	(D)	(D)	1	1	-	-	-	-	-	-	-	-
44-45	Retail trade .....	6	11	242	8	7	1	-	-	-	-	-	-	-
48-49	Transportation & warehousing .....	(A)	(D)	(D)	2	1	-	1	-	-	-	-	-	-
54	Professional, scientific & technical services .....	(A)	(D)	(D)	1	1	-	-	-	-	-	-	-	-
71	Arts, entertainment & recreation .....	(A)	(D)	(D)	1	1	-	-	-	-	-	-	-	-
72	Accommodation & food services .....	77	267	2 308	9	7	-	1	-	1	-	-	-	-
81	Other services (except public administration) .....	11	38	208	6	6	-	-	-	-	-	-	-	-
99	Unclassified establishments .....	(A)	(D)	(D)	1	1	-	-	-	-	-	-	-	-
<b>BOTTINEAU</b>														
	Total .....	1 633	6 142	26 984	270	188	46	18	13	3	2	-	-	-
11	Forestry, fishing, hunting, and agriculture support .....	(A)	(D)	(D)	2	2	-	-	-	-	-	-	-	-
21	Mining .....	(B)	(D)	(D)	9	6	1	1	1	-	-	-	-	-
22	Utilities .....	(B)	(D)	(D)	2	1	-	-	1	-	-	-	-	-
23	Construction .....	61	173	1 517	25	20	5	-	-	-	-	-	-	-
31-33	Manufacturing .....	69	482	2 140	9	4	1	3	1	-	-	-	-	-
42	Wholesale trade .....	82	535	2 125	17	10	6	1	-	-	-	-	-	-
44-45	Retail trade .....	339	1 110	4 454	48	24	14	5	5	-	-	-	-	-
48-49	Transportation & warehousing .....	82	479	2 175	13	11	1	-	-	1	-	-	-	-
51	Information .....	(A)	(D)	(D)	2	-	1	1	-	-	-	-	-	-
52	Finance & insurance .....	84	503	2 144	21	18	-	2	1	-	-	-	-	-
53	Real estate & rental & leasing .....	14	21	94	9	9	-	-	-	-	-	-	-	-
54	Professional, scientific & technical services .....	43	193	1 069	16	14	1	1	-	-	-	-	-	-
56	Admin, support, waste mgt, remediation services .....	(C)	(D)	(D)	5	2	1	-	1	1	-	-	-	-
561	Administrative & support services .....	(C)	(D)	(D)	4	2	-	-	1	1	-	-	-	-
5614	Business support services .....	(C)	(D)	(D)	2	-	-	-	1	1	-	-	-	-
56142	Telephone call centers .....	(C)	(D)	(D)	2	-	-	-	1	1	-	-	-	-
62	Health care and social assistance .....	372	1 274	4 933	12	6	2	-	1	1	2	-	-	-
622	Hospitals .....	(C)	(D)	(D)	1	-	-	-	-	-	1	-	-	-
6221	General medical & surgical hospitals .....	(C)	(D)	(D)	1	-	-	-	-	-	1	-	-	-
62211	General medical & surgical hospitals .....	(C)	(D)	(D)	1	-	-	-	-	-	1	-	-	-
623	Nursing & residential care facilities .....	(C)	(D)	(D)	3	-	-	-	1	1	1	-	-	-
6231	Nursing care facilities .....	(C)	(D)	(D)	3	-	-	-	1	1	1	-	-	-
62311	Nursing care facilities .....	(C)	(D)	(D)	3	-	-	-	1	1	1	-	-	-
71	Arts, entertainment & recreation .....	54	108	476	13	10	1	1	1	-	-	-	-	-
72	Accommodation & food services .....	134	254	1 268	34	25	5	3	1	-	-	-	-	-
81	Other services (except public administration) .....	81	171	819	31	24	7	-	-	-	-	-	-	-
99	Unclassified establishments .....	(A)	(D)	(D)	2	2	-	-	-	-	-	-	-	-
<b>BOWMAN</b>														
	Total .....	986	3 839	17 076	166	108	28	23	5	1	1	-	-	-
11	Forestry, fishing, hunting, and agriculture support .....	(A)	(D)	(D)	3	2	-	1	-	-	-	-	-	-
21	Mining .....	(A)	(D)	(D)	2	1	-	1	-	-	-	-	-	-
22	Utilities .....	(A)	(D)	(D)	1	1	-	-	-	-	-	-	-	-
23	Construction .....	64	272	1 528	19	15	3	1	-	-	-	-	-	-
31-33	Manufacturing .....	29	139	675	8	5	3	-	-	-	-	-	-	-
42	Wholesale trade .....	90	562	2 504	9	2	3	3	1	-	-	-	-	-
44-45	Retail trade .....	206	727	3 208	31	17	3	10	1	-	-	-	-	-
48-49	Transportation & warehousing .....	27	69	287	10	8	2	-	-	-	-	-	-	-
51	Information .....	(A)	(D)	(D)	2	1	-	1	-	-	-	-	-	-
52	Finance & insurance .....	58	316	1 275	11	7	3	-	1	-	-	-	-	-
53	Real estate & rental & leasing .....	4	12	53	3	3	-	-	-	-	-	-	-	-
54	Professional, scientific & technical services .....	40	261	1 363	7	6	-	-	1	-	-	-	-	-
55	Management of companies & enterprises .....	(A)	(D)	(D)	1	1	-	-	-	-	-	-	-	-
56	Admin, support, waste mgt, remediation services .....	15	22	114	3	1	2	-	-	-	-	-	-	-

Note: Employment-size classes are indicated as follows: A—0 to 19; B—20 to 99; C—100 to 249; E—250 to 499; F—500 to 999; G—1,000 to 2,499; H—2,500 to 4,999; I—5,000 to 9,999; J—10,000 to 24,999; K—25,000 to 49,999; L—50,000 to 99,999; M—100,000 or more.

**Table 6. Counties—Employees, Payroll, and Establishments by Industry: 1999—Con.**

[Excludes most government employees, railroad employees, and self-employed persons. Size class 1 to 4 includes establishments with payroll, but no employees, during mid-March pay period. (D) denotes figures withheld to avoid disclosing data for individual companies; the data are included in broader industry totals. Detailed industries with 100 or more employees are shown if industry was not a (D). For explanation of terms, abbreviations, and data reliability/comparability, see introductory text]

NAICS code	Industry	Number of employees for week including March 12	Payroll (\$1,000)		Total number of establishments	Number of establishments by employment-size class									
			First quarter	Annual		1 to 4	5 to 9	10 to 19	20 to 49	50 to 99	100 to 249	250 to 499	500 to 999	1,000 or more	
<b>BOWMAN—Con.</b>															
61	Educational services .....	(A)	(D)	(D)	1	1	—	—	—	—	—	—	—	—	
62	Health care and social assistance .....	226	947	3 959	12	5	4	1	—	1	1	—	—	—	
623	Nursing & residential care facilities .....	(C)	(D)	(D)	2	—	1	—	—	—	1	—	—	—	
6231	Nursing care facilities .....	(C)	(D)	(D)	1	—	—	—	—	—	1	—	—	—	
62311	Nursing care facilities .....	(C)	(D)	(D)	1	—	—	—	—	—	1	—	—	—	
71	Arts, entertainment & recreation .....	(A)	(D)	(D)	1	1	—	—	—	—	—	—	—	—	
72	Accommodation & food services .....	128	181	726	18	9	3	5	1	—	—	—	—	—	
722	Food services & drinking places .....	112	160	677	15	7	3	4	1	—	—	—	—	—	
81	Other services (except public administration) .....	45	109	500	23	21	2	—	—	—	—	—	—	—	
99	Unclassified establishments .....	(A)	(D)	(D)	1	1	—	—	—	—	—	—	—	—	
<b>BURKE</b>															
	Total .....	310	1 276	5 744	93	68	16	9	—	—	—	—	—	—	
11	Forestry, fishing, hunting, and agriculture support .....	(A)	(D)	(D)	2	2	—	—	—	—	—	—	—	—	
21	Mining .....	(B)	(D)	(D)	10	6	2	2	—	—	—	—	—	—	
22	Utilities .....	(B)	(D)	(D)	2	1	—	1	—	—	—	—	—	—	
23	Construction .....	8	32	196	6	5	1	—	—	—	—	—	—	—	
42	Wholesale trade .....	41	184	745	8	5	2	1	—	—	—	—	—	—	
44-45	Retail trade .....	56	167	807	12	7	3	2	—	—	—	—	—	—	
48-49	Transportation & warehousing .....	28	147	700	9	7	2	—	—	—	—	—	—	—	
51	Information .....	(A)	(D)	(D)	1	1	—	—	—	—	—	—	—	—	
52	Finance & insurance .....	37	171	771	8	5	1	2	—	—	—	—	—	—	
53	Real estate & rental & leasing .....	3	3	12	3	3	—	—	—	—	—	—	—	—	
54	Professional, scientific & technical services .....	6	17	66	3	3	—	—	—	—	—	—	—	—	
71	Arts, entertainment & recreation .....	7	15	48	3	2	1	—	—	—	—	—	—	—	
72	Accommodation & food services .....	37	33	151	15	11	4	—	—	—	—	—	—	—	
81	Other services (except public administration) .....	22	37	168	11	10	—	1	—	—	—	—	—	—	
<b>BURLEIGH</b>															
	Total .....	33 808	180 835	803 190	2 309	1 202	475	305	214	62	38	7	4	2	
11	Forestry, fishing, hunting, and agriculture support .....	(A)	(D)	(D)	1	1	—	—	—	—	—	—	—	—	
21	Mining .....	68	417	3 852	13	9	2	1	1	—	—	—	—	—	
22	Utilities .....	(F)	(D)	(D)	13	4	2	2	1	2	1	1	—	—	
221	Utilities .....	(F)	(D)	(D)	13	4	2	2	1	2	1	1	—	—	
2211	Elec pwr generation, transmsn & distribution .....	(E)	(D)	(D)	4	1	—	—	1	1	—	1	—	—	
22111	Electric power generation .....	(E)	(D)	(D)	1	—	—	—	—	—	—	1	—	—	
22112	Electric pwr transmsn, control & distribution ..	(C)	(D)	(D)	3	1	—	—	1	1	—	—	—	—	
2212	Natural gas distribution .....	(E)	(D)	(D)	7	2	1	2	—	1	1	—	—	—	
22121	Natural gas distribution .....	(E)	(D)	(D)	7	2	1	2	—	1	1	—	—	—	
23	Construction .....	1 957	12 200	69 331	240	151	40	28	15	2	4	—	—	—	
233	Building, developing & general contracting .....	475	2 781	14 529	74	51	12	6	4	—	1	—	—	—	
2332	Residential building construction .....	(C)	(D)	(D)	56	42	8	5	1	—	—	—	—	—	
23321	Single-family housing construction .....	218	896	4 613	55	41	8	5	1	—	—	—	—	—	
233210	Single-family housing construction .....	218	896	4 613	55	41	8	5	1	—	—	—	—	—	
2333	Nonresidential building construction .....	(E)	(D)	(D)	16	8	3	1	3	—	1	—	—	—	
23332	Commercial & institutional bldg construction ..	193	1 165	5 467	13	7	3	1	1	—	1	—	—	—	
233320	Commercial & institutional bldg construction ..	193	1 165	5 467	13	7	3	1	1	—	1	—	—	—	
234	Heavy construction .....	302	2 550	17 773	16	9	2	3	—	—	2	—	—	—	
2349	Other heavy construction .....	280	2 356	14 744	10	5	—	3	—	—	2	—	—	—	
23493	Industrial nonbuilding structure construction ..	(C)	(D)	(D)	3	1	—	—	—	—	2	—	—	—	
235	Special trade contractors .....	1 180	6 869	37 029	150	91	26	19	11	2	1	—	—	—	
2351	Plumbing, heating & AC contractor .....	237	1 666	8 013	29	17	2	7	3	—	—	—	—	—	
23511	Plumbing, heating & AC contractor .....	237	1 666	8 013	29	17	2	7	3	—	—	—	—	—	
235110	Plumbing, heating & AC contractor .....	237	1 666	8 013	29	17	2	7	3	—	—	—	—	—	
2353	Electrical contractors .....	214	1 232	7 272	29	14	8	4	3	—	—	—	—	—	
23531	Electrical contractors .....	214	1 232	7 272	29	14	8	4	3	—	—	—	—	—	
235310	Electrical contractors .....	214	1 232	7 272	29	14	8	4	3	—	—	—	—	—	
2354	Masonry, drywall, insulation, tile contractors ..	240	1 437	6 605	14	7	2	2	2	—	1	—	—	—	
23542	Drywall, acoustical & insulation contractors ..	204	1 338	6 014	9	3	2	2	1	—	—	—	—	—	
235420	Drywall, acoustical & insulation contractors ..	204	1 338	6 014	9	3	2	2	1	—	—	—	—	—	
2357	Concrete contractors .....	186	663	6 623	15	9	3	—	2	1	—	—	—	—	
23571	Concrete contractors .....	186	663	6 623	15	9	3	—	2	1	—	—	—	—	
235710	Concrete contractors .....	186	663	6 623	15	9	3	—	2	1	—	—	—	—	
2359	Other special trade contractors .....	125	1 053	4 208	18	10	5	2	—	1	—	—	—	—	

Note: Employment-size classes are indicated as follows: A—0 to 19; B—20 to 99; C—100 to 249; E—250 to 499; F—500 to 2,499; G—1,000 to 2,499; H—2,500 to 4,999; I—5,000 to 9,999; J—10,000 to 24,999; K—25,000 to 49,999; L—50,000 to 99,999; M—100,000 or more.

**Table 6. Counties—Employees, Payroll, and Establishments by Industry: 1999—Con.**

[Excludes most government employees, railroad employees, and self-employed persons. Size class 1 to 4 includes establishments with payroll, but no employees, during mid-March pay period. (D) denotes figures withheld to avoid disclosing data for individual companies; the data are included in broader industry totals. Detailed industries with 100 or more employees are shown if industry was not a (D). For explanation of terms, abbreviations, and data reliability/comparability, see introductory text]

NAICS code	Industry	Number of employees for week including March 12	Payroll (\$1,000)		Total number of establishments	Number of establishments by employment-size class								
			First quarter	Annual		1 to 4	5 to 9	10 to 19	20 to 49	50 to 99	100 to 249	250 to 499	500 to 999	1,000 or more
<b>BURLEIGH—Con.</b>														
<b>31-33</b>	<b>Manufacturing</b>	<b>1 251</b>	<b>12 220</b>	<b>49 407</b>	<b>57</b>	<b>23</b>	<b>17</b>	<b>8</b>	<b>7</b>	<b>1</b>	—	—	<b>1</b>	—
311	Food mfg	120	1 168	4 806	7	4	—	1	1	1	—	—	—	—
323	Printing & related support activities	141	757	3 286	9	1	3	2	3	—	—	—	—	—
3231	Printing & related support activities	141	757	3 286	9	1	3	2	3	—	—	—	—	—
32311	Printing (C)	(C)	(D)	(D)	8	1	2	2	3	—	—	—	—	—
323110	Commercial lithographic printing	108	599	2 561	4	—	—	1	3	—	—	—	—	—
333	Machinery mfg	(F)	(D)	(D)	3	1	1	—	—	—	—	—	1	—
3331	Ag, construction & mining machinery mfg	(F)	(D)	(D)	1	—	—	—	—	—	—	—	1	—
33312	Construction machinery mfg	(F)	(D)	(D)	1	—	—	—	—	—	—	—	1	—
<b>42</b>	<b>Wholesale trade</b>	<b>1 554</b>	<b>11 292</b>	<b>46 937</b>	<b>138</b>	<b>58</b>	<b>39</b>	<b>22</b>	<b>13</b>	<b>4</b>	<b>2</b>	—	—	—
421	Wholesale trade, durable goods	852	6 780	27 648	98	41	29	19	8	1	—	—	—	—
4211	Motor vehicle, motor vehicle pt & supply whsle	119	792	3 470	13	5	3	4	1	—	—	—	—	—
4214	Professional & commercial equip & supp whsle	136	1 226	4 199	21	10	6	4	1	—	—	—	—	—
4218	Machinery, equipment & supplies whsle	321	2 547	11 428	30	10	13	3	3	1	—	—	—	—
42181	Const & mining (exc petroleum) equip whsle	129	1 161	5 256	4	—	2	—	1	1	—	—	—	—
421810	Const & mining (exc petroleum) equip whsle	129	1 161	5 256	4	—	2	—	1	1	—	—	—	—
42183	Industrial machinery & equipment whsle	115	900	4 151	10	3	3	2	2	—	—	—	—	—
421830	Industrial machinery & equipment whsle	115	900	4 151	10	3	3	2	2	—	—	—	—	—
4219	Miscellaneous durable goods whsle	110	1 005	3 197	12	5	3	2	2	—	—	—	—	—
422	Wholesale trade, nondurable goods	702	4 512	19 289	40	17	10	3	5	3	2	—	—	—
4224	Grocery & related product whsle	375	2 780	11 525	10	3	3	—	1	1	2	—	—	—
42241	General line grocery whsle	(C)	(D)	(D)	2	—	—	—	—	1	1	—	—	—
42249	Other grocery & related products whsle	(C)	(D)	(D)	5	3	—	—	—	1	—	1	—	—
4229	Miscellaneous nondurable goods whsle	141	694	3 267	8	3	3	—	—	2	—	—	—	—
<b>44-45</b>	<b>Retail trade</b>	<b>5 441</b>	<b>22 864</b>	<b>97 897</b>	<b>373</b>	<b>133</b>	<b>118</b>	<b>64</b>	<b>36</b>	<b>10</b>	<b>11</b>	<b>1</b>	—	—
441	Motor vehicle & parts dealers	898	6 138	26 837	39	7	10	12	3	5	2	—	—	—
4411	Automobile dealers	562	4 243	18 325	12	3	1	1	4	2	—	—	—	—
44111	New car dealers	551	4 174	18 042	8	—	—	1	1	4	2	—	—	—
441110	New car dealers	551	4 174	18 042	8	—	—	1	1	4	2	—	—	—
4412	Other motor vehicle dealers	102	556	2 949	7	2	1	3	—	1	—	—	—	—
4413	Automotive parts, accessories & tire stores	234	1 339	5 563	20	2	8	8	2	—	—	—	—	—
44131	Automotive parts, accessories & tire stores	102	596	2 460	10	2	5	2	1	—	—	—	—	—
441310	Automotive parts, accessories & tire stores	102	596	2 460	10	2	5	2	1	—	—	—	—	—
44132	Tire dealers	132	743	3 103	10	—	3	6	1	—	—	—	—	—
441320	Tire dealers	132	743	3 103	10	—	3	6	1	—	—	—	—	—
442	Furniture & home furnishing stores	263	1 393	6 625	23	12	5	2	2	2	—	—	—	—
4421	Furniture stores	141	723	3 401	11	7	1	1	—	2	—	—	—	—
44211	Furniture stores	141	723	3 401	11	7	1	1	—	2	—	—	—	—
442110	Furniture stores	141	723	3 401	11	7	1	1	—	2	—	—	—	—
4422	Home furnishings stores	122	670	3 224	12	5	4	1	2	—	—	—	—	—
44221	Floor covering stores	107	622	2 999	8	2	3	1	2	—	—	—	—	—
442210	Floor covering stores	107	622	2 999	8	2	3	1	2	—	—	—	—	—
443	Electronics & appliance stores	188	992	3 963	27	9	12	5	1	—	—	—	—	—
4431	Electronics & appliance stores	188	992	3 963	27	9	12	5	1	—	—	—	—	—
444	Bldg material & garden equip & supp dealers	397	2 357	10 650	30	11	11	1	6	—	1	—	—	—
4441	Building material & supplies dealers	362	2 219	9 882	24	8	9	—	6	—	1	—	—	—
44411	Home centers	(C)	(D)	(D)	1	—	—	—	—	—	1	—	—	—
44419	Other building material dealers	182	1 321	6 178	16	5	7	—	4	—	—	—	—	—
444190	Other building material dealers	182	1 321	6 178	16	5	7	—	4	—	—	—	—	—
445	Food & beverage stores	603	1 717	7 347	21	8	6	2	1	1	3	—	—	—
4451	Grocery stores	(F)	(D)	(D)	8	3	—	1	—	1	3	—	—	—
44511	Grocery (except convenience) stores	(F)	(D)	(D)	7	2	—	1	—	1	3	—	—	—
446	Health & personal care stores	326	1 527	6 006	41	17	13	7	4	—	—	—	—	—
4461	Health & personal care stores	326	1 527	6 006	41	17	13	7	4	—	—	—	—	—
44611	Pharmacies & drug stores	208	1 249	4 856	17	2	6	6	3	—	—	—	—	—
446110	Pharmacies & drug stores	208	1 249	4 856	17	2	6	6	3	—	—	—	—	—
447	Gasoline stations	389	1 275	5 212	35	7	13	9	6	—	—	—	—	—
4471	Gasoline stations	389	1 275	5 212	35	7	13	9	6	—	—	—	—	—
44711	Gasoline stations with convenience stores	333	1 085	4 358	27	3	11	8	5	—	—	—	—	—
447110	Gasoline stations with convenience stores	333	1 085	4 358	27	3	11	8	5	—	—	—	—	—
448	Clothing & clothing accessories stores	348	932	4 065	57	25	24	6	2	—	—	—	—	—
4481	Clothing stores	250	570	2 491	38	16	14	6	2	—	—	—	—	—
44814	Family clothing stores	105	208	888	9	2	4	1	2	—	—	—	—	—
448140	Family clothing stores	105	208	888	9	2	4	1	2	—	—	—	—	—
451	Sporting goods, hobby, book & music stores	334	1 141	4 753	27	7	10	7	2	1	—	—	—	—
4511	Sporting goods, hobby, musical instrument stores	239	907	3 810	16	5	3	6	1	1	—	—	—	—
45111	Sporting goods stores	132	515	2 118	8	3	1	3	—	1	—	—	—	—
451110	Sporting goods stores	132	515	2 118	8	3	1	3	—	1	—	—	—	—
452	General merchandise stores	(G)	(D)	(D)	10	—	—	1	2	1	5	1	—	—
4521	Department stores	1 177	3 904	15 469	8	—	—	—	1	1	5	1	—	—
45211	Department stores	1 177	3 904	15 469	8	—	—	—	1	1	5	1	—	—
452110	Department stores	1 177	3 904	15 469	8	—	—	—	1	1	5	1	—	—

Note: Employment-size classes are indicated as follows: A—0 to 19; B—20 to 99; C—100 to 249; E—250 to 499; F—500 to 999; G—1,000 to 2,499; H—2,500 to 4,999; I—5,000 to 9,999; J—10,000 to 24,999; K—25,000 to 49,999; L—50,000 to 99,999; M—100,000 or more.

**Table 6. Counties—Employees, Payroll, and Establishments by Industry: 1999—Con.**

[Excludes most government employees, railroad employees, and self-employed persons. Size class 1 to 4 includes establishments with payroll, but no employees, during mid-March pay period. (D) denotes figures withheld to avoid disclosing data for individual companies; the data are included in broader industry totals. Detailed industries with 100 or more employees are shown if industry was not a (D). For explanation of terms, abbreviations, and data reliability/comparability, see introductory text]

NAICS code	Industry	Number of employees for week including March 12	Payroll (\$1,000)		Total number of establishments	Number of establishments by employment-size class																					
			First quarter	Annual		1 to 4	5 to 9	10 to 19	20 to 49	50 to 99	100 to 249	250 to 499	500 to 999	1,000 or more													
<b>BURLEIGH—Con.</b>																											
<b>44-45 Retail trade—Con.</b>																											
453	Miscellaneous store retailers .....	405	1 066	5 099	53	26	11	10	6	—	—	—	—	—	—	—	—										
4532	Office supplies, stationery & gift stores .....	188	466	1 939	20	10	3	3	4	—	—	—	—	—	—	—	—										
45322	Gift, novelty & souvenir stores .....	(C)	(D)	(D)	17	9	3	3	2	—	—	—	—	—	—	—	—										
4539	Other miscellaneous store retailers .....	100	335	1 968	21	12	6	3	—	—	—	—	—	—	—	—	—										
<b>48-49 Transportation &amp; warehousing .....</b>														<b>1 047</b>	<b>6 398</b>	<b>28 845</b>	<b>63</b>	<b>34</b>	<b>9</b>	<b>3</b>	<b>11</b>	<b>5</b>	<b>1</b>	—	—	—	—
484	Truck transportation .....	641	3 975	18 959	43	24	7	3	6	2	1	—	—	—	—	—	—										
4841	General freight trucking .....	566	3 623	17 281	32	16	6	3	4	2	1	—	—	—	—	—	—										
48412	General freight trucking, long-distance .....	548	3 497	16 718	26	12	5	2	4	2	1	—	—	—	—	—	—										
484121	General freight trucking, long-distance, TL .....	199	1 402	6 530	17	9	2	2	3	1	—	—	—	—	—	—	—										
484122	General freight trucking, long-distance, LTL .....	349	2 095	10 188	9	3	3	—	1	1	1	—	—	—	—	—	—										
485	Transit & ground passenger transportation .....	209	574	2 582	7	2	1	—	2	2	—	—	—	—	—	—	—										
4853	Taxi & limousine service .....	(C)	(D)	(D)	3	—	1	—	1	1	—	—	—	—	—	—	—										
48531	Taxi service .....	(C)	(D)	(D)	3	—	1	—	1	1	—	—	—	—	—	—	—										
<b>51 Information .....</b>														<b>809</b>	<b>5 329</b>	<b>25 276</b>	<b>48</b>	<b>26</b>	<b>4</b>	<b>8</b>	<b>7</b>	<b>1</b>	<b>2</b>	—	—	—	—
511	Publishing industries .....	337	1 663	9 975	13	7	1	1	3	—	1	—	—	—	—	—	—										
5111	Newspaper, periodical, book, database publishers .....	(E)	(D)	(D)	10	6	—	1	2	—	1	—	—	—	—	—	—										
51111	Newspaper publishers .....	(C)	(D)	(D)	3	1	—	—	1	—	1	—	—	—	—	—	—										
513	Broadcasting & telecommunications .....	399	3 463	14 253	22	11	1	5	3	1	1	—	—	—	—	—	—										
5131	Radio & television broadcasting .....	(C)	(D)	(D)	9	4	1	2	1	1	—	—	—	—	—	—	—										
51312	Television broadcasting .....	(C)	(D)	(D)	3	—	1	—	1	1	—	—	—	—	—	—	—										
5133	Telecommunications .....	(C)	(D)	(D)	12	7	—	3	1	—	1	—	—	—	—	—	—										
51331	Wired telecommunications carriers .....	185	2 026	8 047	6	3	—	2	—	—	1	—	—	—	—	—	—										
513310	Wired telecommunications carriers .....	185	2 026	8 047	6	3	—	2	—	—	1	—	—	—	—	—	—										
<b>52 Finance &amp; insurance .....</b>														<b>1 819</b>	<b>13 190</b>	<b>54 524</b>	<b>159</b>	<b>118</b>	<b>17</b>	<b>11</b>	<b>8</b>	<b>3</b>	<b>1</b>	—	<b>1</b>	—	—
522	Credit intermediation & related activities .....	678	4 843	18 971	38	14	11	4	6	2	1	—	—	—	—	—	—										
5221	Depository credit intermediation .....	634	4 518	17 538	33	11	10	4	5	2	1	—	—	—	—	—	—										
52211	Commercial banking .....	508	3 842	15 010	21	7	6	1	5	1	1	—	—	—	—	—	—										
522110	Commercial banking .....	508	3 842	15 010	21	7	6	1	5	1	1	—	—	—	—	—	—										
523	Security, commodity contracts & like activity .....	126	2 368	8 840	31	26	—	4	1	—	—	—	—	—	—	—	—										
524	Insurance carriers & related activities .....	1 015	5 979	26 713	90	78	6	3	1	1	—	—	—	—	—	1	—										
5241	Insurance carriers .....	808	4 906	20 616	15	10	1	2	—	1	—	—	—	—	—	1	—										
52411	Direct life, health, medical insurance carriers .....	(F)	(D)	(D)	5	2	1	1	—	—	—	—	—	—	—	1	—										
52412	Other direct insurance carriers .....	(C)	(D)	(D)	10	8	—	1	—	1	—	—	—	—	—	—	—										
5242	Agencies & other insurance related activities .....	207	1 073	6 097	75	68	5	1	1	—	—	—	—	—	—	—	—										
52421	Insurance agencies & brokerages .....	195	1 021	5 841	70	64	4	1	1	—	—	—	—	—	—	—	—										
524210	Insurance agencies & brokerages .....	195	1 021	5 841	70	64	4	1	1	—	—	—	—	—	—	—	—										
<b>53 Real estate &amp; rental &amp; leasing .....</b>														<b>524</b>	<b>1 998</b>	<b>11 319</b>	<b>100</b>	<b>75</b>	<b>18</b>	<b>5</b>	<b>1</b>	—	<b>1</b>	—	—	—	—
531	Real estate .....	244	952	4 906	77	60	15	1	1	—	—	—	—	—	—	—	—										
5311	Lessors of real estate .....	112	327	1 544	43	34	9	—	—	—	—	—	—	—	—	—	—										
532	Rental & leasing services .....	(E)	(D)	(D)	20	13	3	3	—	—	1	—	—	—	—	—	—										
5321	Automotive equipment rental & leasing .....	(C)	(D)	(D)	4	1	1	1	—	—	1	—	—	—	—	—	—										
53211	Passenger car rental & leasing .....	200	608	3 028	3	—	1	1	—	—	1	—	—	—	—	—	—										
532111	Passenger car rental .....	200	608	3 028	3	—	1	1	—	—	1	—	—	—	—	—	—										
<b>54 Professional, scientific &amp; technical services .....</b>														<b>2 146</b>	<b>11 761</b>	<b>53 320</b>	<b>203</b>	<b>135</b>	<b>34</b>	<b>19</b>	<b>12</b>	<b>1</b>	—	<b>1</b>	<b>1</b>	—	—
541	Professional, scientific & technical services .....	2 146	11 761	53 320	203	135	34	19	12	1	—	1	1	—	—	—	—										
5411	Legal services .....	311	2 367	11 338	72	55	8	5	4	—	—	—	—	—	—	—	—										
54111	Offices of lawyers .....	(E)	(D)	(D)	70	55	8	4	3	—	—	—	—	—	—	—	—										
5412	Accounting, tax prep, bookkeep, payroll services .....	546	2 272	9 744	36	26	4	2	3	—	—	—	1	—	—	—	—										
54121	Accounting, tax prep, bookkeep, payroll services .....	546	2 272	9 744	36	26	4	2	3	—	—	—	1	—	—	—	—										
541211	Offices of certified public accountants .....	147	931	3 728	26	18	4	2	2	—	—	—	—	—	—	—	—										
5413	Architectural, engineering & related services .....	261	1 914	10 098	28	12	6	7	2	1	—	—	—	—	—	—	—										
54133	Engineering services .....	177	1 340	7 440	16	8	2	3	2	1	—	—	—	—	—	—	—										
541330	Engineering services .....	177	1 340	7 440	16	8	2	3	2	1	—	—	—	—	—	—	—										
5415	Computer systems design & related services .....	770	3 973	16 840	14	6	4	3	—	—	—	—	—	—	—	1	—										
54151	Computer systems design & related services .....	770	3 973	16 840	14	6	4	3	—	—	—	—	—	—	—	1	—										
5418	Advertising & related services .....	133	694	2 582	10	5	1	1	3	—	—	—	—	—	—	—	—										
<b>55 Management of companies &amp; enterprises .....</b>														<b>263</b>	<b>3 551</b>	<b>13 331</b>	<b>15</b>	<b>7</b>	<b>2</b>	<b>1</b>	<b>4</b>	—	<b>1</b>	—	—	—	—
551	Management of companies & enterprises .....	263	3 551	13 331	15	7	2	1	4	—	1	—	—	—	—	—	—										
5511	Management of companies & enterprises .....	263	3 551	13 331	15	7	2	1	4	—	1	—	—	—	—	—	—										
55111	Management of companies & enterprises .....	263	3 551	13 331	15	7	2	1	4	—	1	—	—	—	—	—	—										
551114	Corp. subsidiary & regional managing offices .....	252	3 376	12 636	11	3	2	1	4	—	1	—	—	—	—	—	—										

Note: Employment-size classes are indicated as follows: A—0 to 19; B—20 to 99; C—100 to 249; E—250 to 499; F—500 to 999; G—1,000 to 2,499; H—2,500 to 4,999; I—5,000 to 9,999; J—10,000 to 24,999; K—25,000 to 49,999; L—50,000 to 99,999; M—100,000 or more.

**Table 6. Counties—Employees, Payroll, and Establishments by Industry: 1999—Con.**

[Excludes most government employees, railroad employees, and self-employed persons. Size class 1 to 4 includes establishments with payroll, but no employees, during mid-March pay period. (D) denotes figures withheld to avoid disclosing data for individual companies; the data are included in broader industry totals. Detailed industries with 100 or more employees are shown if industry was not a (D). For explanation of terms, abbreviations, and data reliability/comparability, see introductory text]

NAICS code	Industry	Number of employees for week including March 12	Payroll (\$1,000)		Total number of establishments	Number of establishments by employment-size class									
			First quarter	Annual		1 to 4	5 to 9	10 to 19	20 to 49	50 to 99	100 to 249	250 to 499	500 to 999	1,000 or more	
<b>BURLEIGH—Con.</b>															
<b>56</b>	<b>Admin, support, waste mgmt, remediation services</b>	<b>1 113</b>	<b>3 849</b>	<b>17 032</b>	<b>121</b>	<b>74</b>	<b>24</b>	<b>14</b>	<b>5</b>	<b>1</b>	<b>3</b>	—	—	—	
561	Administrative & support services	1 047	3 461	15 298	110	65	23	14	4	1	3	—	—	—	
5613	Employment services	191	616	3 176	6	4	—	—	1	—	1	—	—	—	
56132	Temporary help services	(C)	(D)	(D)	3	1	—	—	1	—	1	—	—	—	
5614	Business support services	138	608	2 443	21	8	8	5	—	—	—	—	—	—	
5615	Travel arrangement & reservation services	113	472	1 835	12	6	2	2	2	—	—	—	—	—	
5616	Investigation & security services	148	505	2 185	11	7	2	1	—	—	1	—	—	—	
56161	Investigation, guard & armored car services	133	431	1 829	6	3	1	1	—	—	1	—	—	—	
5617	Services to buildings & dwellings	419	1 071	4 948	47	30	9	5	1	1	1	—	—	—	
56172	Janitorial services	334	832	3 363	23	11	5	5	—	1	1	—	—	—	
561720	Janitorial services	334	832	3 363	23	11	5	5	—	1	1	—	—	—	
<b>61</b>	<b>Educational services</b>	<b>976</b>	<b>2 742</b>	<b>10 717</b>	<b>21</b>	<b>8</b>	<b>1</b>	<b>6</b>	<b>2</b>	<b>3</b>	—	—	<b>1</b>	—	
611	Educational services	976	2 742	10 717	21	8	1	6	2	3	—	—	1	—	
6111	Elementary & secondary schools	259	645	2 533	7	—	—	4	—	3	—	—	—	—	
61111	Elementary & secondary schools	259	645	2 533	7	—	—	4	—	3	—	—	—	—	
611110	Elementary & secondary schools	259	645	2 533	7	—	—	4	—	3	—	—	—	—	
6113	Colleges, universities & professional schools	(F)	(D)	(D)	1	—	—	—	—	—	—	—	1	—	
61131	Colleges, universities & professional schools	(F)	(D)	(D)	1	—	—	—	—	—	—	—	1	—	
<b>62</b>	<b>Health care and social assistance</b>	<b>7 489</b>	<b>44 586</b>	<b>201 577</b>	<b>193</b>	<b>69</b>	<b>44</b>	<b>42</b>	<b>23</b>	<b>3</b>	<b>6</b>	<b>4</b>	—	<b>2</b>	
621	Ambulatory health care services	1 571	12 787	62 798	125	47	34	28	13	1	1	1	—	—	
6211	Offices of physicians	699	7 523	38 296	35	10	10	9	4	1	—	1	—	—	
62111	Offices of physicians	699	7 523	38 296	35	10	10	9	4	1	—	1	—	—	
6212	Offices of dentists	215	1 626	8 074	32	10	14	8	—	—	—	—	—	—	
62121	Offices of dentists	215	1 626	8 074	32	10	14	8	—	—	—	—	—	—	
621210	Offices of dentists	215	1 626	8 074	32	10	14	8	—	—	—	—	—	—	
6213	Offices of other health practitioners	213	979	4 371	38	22	8	7	1	—	—	—	—	—	
6216	Home health care services	190	614	2 416	7	3	—	1	2	—	1	—	—	—	
62161	Home health care services	190	614	2 416	7	3	—	1	2	—	1	—	—	—	
621610	Home health care services	190	614	2 416	7	3	—	1	2	—	1	—	—	—	
6219	Other ambulatory health care services	119	743	3 189	7	1	2	2	2	—	—	—	—	—	
622	Hospitals	(H)	(D)	(D)	2	—	—	—	—	—	—	—	—	2	
6221	General medical & surgical hospitals	(H)	(D)	(D)	2	—	—	—	—	—	—	—	—	2	
62211	General medical & surgical hospitals	(H)	(D)	(D)	2	—	—	—	—	—	—	—	—	2	
623	Nursing & residential care facilities	(G)	(D)	(D)	17	4	—	6	3	—	3	1	—	—	
6231	Nursing care facilities	(F)	(D)	(D)	3	—	—	—	—	—	2	1	—	—	
62311	Nursing care facilities	(F)	(D)	(D)	3	—	—	—	—	—	2	1	—	—	
6232	Residential mental retardation, health facil	(E)	(D)	(D)	4	—	—	1	2	—	1	—	—	—	
62321	Residential mental retardation facilities	(C)	(D)	(D)	3	—	—	—	2	—	1	—	—	—	
624	Social assistance	1 530	4 247	17 780	49	18	10	8	7	2	2	2	—	—	
6241	Individual & family services	362	1 205	4 975	26	12	7	1	4	1	1	—	—	—	
62412	Services for elderly & disabled persons	191	532	2 154	9	2	4	1	1	—	1	—	—	—	
624120	Services for elderly & disabled persons	191	532	2 154	9	2	4	1	1	—	1	—	—	—	
62419	Other individual & family services	112	379	1 596	10	6	2	—	1	1	—	—	—	—	
624190	Other individual & family services	112	379	1 596	10	6	2	—	1	1	—	—	—	—	
6243	Vocational rehabilitation services	623	1 167	4 985	6	3	1	—	—	—	1	1	—	—	
62431	Vocational rehabilitation services	623	1 167	4 985	6	3	1	—	—	—	1	1	—	—	
624310	Vocational rehabilitation services	623	1 167	4 985	6	3	1	—	—	—	1	1	—	—	
6244	Child day care services	483	1 675	6 982	12	2	—	6	2	1	—	1	—	—	
62441	Child day care services	483	1 675	6 982	12	2	—	6	2	1	—	1	—	—	
624410	Child day care services	483	1 675	6 982	12	2	—	6	2	1	—	1	—	—	
<b>71</b>	<b>Arts, entertainment &amp; recreation</b>	<b>272</b>	<b>630</b>	<b>3 156</b>	<b>29</b>	<b>14</b>	<b>9</b>	<b>1</b>	<b>4</b>	<b>1</b>	—	—	—	—	
713	Amusement, gambling & recreation industries	240	529	2 614	21	10	5	1	4	1	—	—	—	—	
7139	Other amusement & recreation industries	(C)	(D)	(D)	15	9	3	—	3	—	—	—	—	—	
<b>72</b>	<b>Accommodation &amp; food services</b>	<b>3 809</b>	<b>8 094</b>	<b>35 503</b>	<b>157</b>	<b>37</b>	<b>15</b>	<b>35</b>	<b>48</b>	<b>18</b>	<b>4</b>	—	—	—	
721	Accommodation	644	1 594	6 643	20	4	2	4	6	3	1	—	—	—	
7211	Traveler accommodation	(F)	(D)	(D)	19	3	2	4	6	3	1	—	—	—	
72111	Hotels (exc casino hotels) & motels	(F)	(D)	(D)	19	3	2	4	6	3	1	—	—	—	
722	Food services & drinking places	3 165	6 500	28 860	137	33	13	31	42	15	3	—	—	—	
7221	Full-service restaurants	1 826	3 827	17 483	47	8	1	5	19	11	3	—	—	—	
72211	Full-service restaurants	1 826	3 827	17 483	47	8	1	5	19	11	3	—	—	—	
722110	Full-service restaurants	1 826	3 827	17 483	47	8	1	5	19	11	3	—	—	—	
7222	Limited-service eating places	1 182	2 406	10 293	71	14	9	23	22	3	—	—	—	—	
72221	Limited-service eating places	1 182	2 406	10 293	71	14	9	23	22	3	—	—	—	—	
722211	Limited-service restaurants	1 069	2 209	9 224	56	7	6	18	22	3	—	—	—	—	
7224	Drinking places (alcoholic beverages)	147	227	933	15	8	2	3	1	1	—	—	—	—	
72241	Drinking places (alcoholic beverages)	147	227	933	15	8	2	3	1	1	—	—	—	—	
722410	Drinking places (alcoholic beverages)	147	227	933	15	8	2	3	1	1	—	—	—	—	

Note: Employment-size classes are indicated as follows: A—0 to 19; B—20 to 99; C—100 to 249; E—250 to 499; F—500 to 999; G—1,000 to 2,499; H—2,500 to 4,999; I—5,000 to 9,999; J—10,000 to 24,999; K—25,000 to 49,999; L—50,000 to 99,999; M—100,000 or more.



**Table 6. Counties—Employees, Payroll, and Establishments by Industry: 1999—Con.**

[Excludes most government employees, railroad employees, and self-employed persons. Size class 1 to 4 includes establishments with payroll, but no employees, during mid-March pay period. (D) denotes figures withheld to avoid disclosing data for individual companies; the data are included in broader industry totals. Detailed industries with 100 or more employees are shown if industry was not a (D). For explanation of terms, abbreviations, and data reliability/comparability, see introductory text]

NAICS code	Industry	Number of employees for week including March 12	Payroll (\$1,000)		Total number of establishments	Number of establishments by employment-size class								
			First quarter	Annual		1 to 4	5 to 9	10 to 19	20 to 49	50 to 99	100 to 249	250 to 499	500 to 999	1,000 or more
<b>BURLEIGH—Con.</b>														
<b>81</b>	<b>Other services (except public administration)</b>	<b>2 429</b>	<b>8 606</b>	<b>36 591</b>	<b>328</b>	<b>192</b>	<b>79</b>	<b>33</b>	<b>16</b>	<b>7</b>	<b>1</b>	—	—	—
811	Repair & maintenance	490	2 021	9 255	81	46	22	10	2	1	—	—	—	—
8111	Automotive repair & maintenance	361	1 434	6 363	59	34	16	7	1	1	—	—	—	—
81111	Automotive mechanical & electrical R&M	134	711	3 065	33	19	12	2	—	—	—	—	—	—
81119	Other automotive R&M	139	238	1 034	8	3	2	1	1	1	—	—	—	—
812	Personal & laundry services	461	1 707	7 470	71	33	27	7	3	1	—	—	—	—
8121	Personal care services	238	750	3 223	40	15	19	6	—	—	—	—	—	—
81211	Hair, nail & skin care services	201	687	2 901	35	14	16	5	—	—	—	—	—	—
81212	Beauty salons	189	647	2 772	31	11	15	5	—	—	—	—	—	—
8123	Drycleaning & laundry services	142	654	2 874	7	2	1	—	3	1	—	—	—	—
813	Religious, grantmaking, civic, prof & like organizations	1 478	4 878	19 866	176	113	30	16	11	5	1	—	—	—
8131	Religious organizations	551	1 595	6 502	52	24	15	6	4	3	—	—	—	—
81311	Religious organizations	551	1 595	6 502	52	24	15	6	4	3	—	—	—	—
81310	Religious organizations	551	1 595	6 502	52	24	15	6	4	3	—	—	—	—
8133	Social advocacy organizations	103	300	1 215	11	7	1	1	2	—	—	—	—	—
81331	Social advocacy organizations	103	300	1 215	11	7	1	1	2	—	—	—	—	—
8134	Civic & social organizations	415	725	2 907	22	13	—	4	3	1	1	—	—	—
81341	Civic & social organizations	415	725	2 907	22	13	—	4	3	1	1	—	—	—
813410	Civic & social organizations	415	725	2 907	22	13	—	4	3	1	1	—	—	—
8139	Business, labor, political, like organizations	324	1 897	7 777	77	58	13	4	1	1	—	—	—	—
81391	Business associations	188	1 148	4 683	34	22	9	2	—	1	—	—	—	—
813910	Business associations	188	1 148	4 683	34	22	9	2	—	1	—	—	—	—
<b>95</b>	<b>Auxiliaries (exc corporate, subsidiary &amp; regional mgt)</b>	<b>(B)</b>	<b>(D)</b>	<b>(D)</b>	<b>4</b>	<b>1</b>	<b>1</b>	<b>2</b>	—	—	—	—	—	—
<b>99</b>	<b>Unclassified establishments</b>	<b>(B)</b>	<b>(D)</b>	<b>(D)</b>	<b>33</b>	<b>33</b>	—	—	—	—	—	—	—	—
<b>CASS</b>														
	<b>Total</b>	<b>72 540</b>	<b>440 305</b>	<b>1 906 953</b>	<b>4 174</b>	<b>1 978</b>	<b>756</b>	<b>672</b>	<b>479</b>	<b>157</b>	<b>109</b>	<b>13</b>	<b>7</b>	<b>3</b>
<b>11</b>	<b>Forestry, fishing, hunting, and agriculture support</b>	<b>(B)</b>	<b>(D)</b>	<b>(D)</b>	<b>16</b>	<b>11</b>	<b>3</b>	<b>2</b>	—	—	—	—	—	—
<b>21</b>	<b>Mining</b>	<b>141</b>	<b>894</b>	<b>5 437</b>	<b>25</b>	<b>14</b>	<b>6</b>	<b>4</b>	<b>1</b>	—	—	—	—	—
213	Mining support activities	133	858	5 175	21	10	6	4	1	—	—	—	—	—
2131	Mining support activities	133	858	5 175	21	10	6	4	1	—	—	—	—	—
21311	Mining support activities	133	858	5 175	21	10	6	4	1	—	—	—	—	—
213112	Oil & gas operations support activities	120	767	4 765	17	7	6	3	1	—	—	—	—	—
<b>22</b>	<b>Utilities</b>	<b>(C)</b>	<b>(D)</b>	<b>(D)</b>	<b>6</b>	<b>2</b>	<b>1</b>	<b>—</b>	<b>1</b>	<b>2</b>	—	—	—	—
221	Utilities	(C)	(D)	(D)	6	2	1	—	1	2	—	—	—	—
2211	Elec pwr generation, transmsn & distribution	(C)	(D)	(D)	4	1	—	—	1	2	—	—	—	—
22112	Electric pwr transmsn, control & distribution	(C)	(D)	(D)	4	1	—	—	1	2	—	—	—	—
<b>23</b>	<b>Construction</b>	<b>5 054</b>	<b>38 422</b>	<b>210 397</b>	<b>476</b>	<b>258</b>	<b>91</b>	<b>69</b>	<b>36</b>	<b>15</b>	<b>7</b>	—	—	—
233	Building, developing & general contracting	1 343	10 814	43 820	159	103	22	18	10	5	1	—	—	—
2332	Residential building construction	653	5 034	18 375	105	76	14	11	2	1	1	—	—	—
23321	Single-family housing construction	530	2 789	13 729	93	68	13	10	1	—	1	—	—	—
233210	Single-family housing construction	530	2 789	13 729	93	68	13	10	1	—	1	—	—	—
23322	Multifamily housing construction	123	2 245	4 646	12	8	1	1	1	1	—	—	—	—
233220	Multifamily housing construction	123	2 245	4 646	12	8	1	1	1	1	—	—	—	—
2333	Nonresidential building construction	674	5 665	24 387	44	19	6	7	8	4	—	—	—	—
23331	Mfg & industrial building construction	209	2 091	9 171	8	1	1	2	2	2	—	—	—	—
233310	Mfg & industrial building construction	209	2 091	9 171	8	1	1	2	2	2	—	—	—	—
23332	Commercial & institutional bldg construction	465	3 574	15 216	36	18	5	5	6	2	—	—	—	—
233320	Commercial & institutional bldg construction	465	3 574	15 216	36	18	5	5	6	2	—	—	—	—
234	Heavy construction	747	6 191	56 660	31	10	7	5	4	2	3	—	—	—
2341	Highway, street, bridge & tunnel construction	467	3 851	40 797	12	4	1	2	2	—	3	—	—	—
23411	Highway & street construction	(C)	(D)	(D)	9	4	—	2	2	—	1	—	—	—
23412	Bridge & tunnel construction	(C)	(D)	(D)	3	—	1	—	—	—	2	—	—	—
2349	Other heavy construction	280	2 340	15 863	19	6	6	3	2	2	—	—	—	—
23499	All other heavy construction	161	1 015	7 020	8	5	1	—	—	2	—	—	—	—
234990	All other heavy construction	161	1 015	7 020	8	5	1	—	—	2	—	—	—	—
235	Special trade contractors	2 964	21 417	109 917	286	145	62	46	22	8	3	—	—	—
2351	Plumbing, heating & AC contractor	1 050	9 552	45 133	56	24	14	5	6	5	2	—	—	—
23511	Plumbing, heating & AC contractor	1 050	9 552	45 133	56	24	14	5	6	5	2	—	—	—
235110	Plumbing, heating & AC contractor	1 050	9 552	45 133	56	24	14	5	6	5	2	—	—	—
2352	Painting & wall covering contractors	206	904	5 355	25	14	4	6	—	1	—	—	—	—
23521	Painting & wall covering contractors	206	904	5 355	25	14	4	6	—	1	—	—	—	—
235210	Painting & wall covering contractors	206	904	5 355	25	14	4	6	—	1	—	—	—	—
2353	Electrical contractors	338	2 580	14 721	42	20	11	7	3	1	—	—	—	—
23531	Electrical contractors	338	2 580	14 721	42	20	11	7	3	1	—	—	—	—
235310	Electrical contractors	338	2 580	14 721	42	20	11	7	3	1	—	—	—	—
2354	Masonry, drywall, insulation, tile contractors	(C)	(D)	(D)	31	16	5	8	2	—	—	—	—	—
23542	Drywall, acoustical & insulation contractors	180	1 046	5 683	22	11	2	8	1	—	—	—	—	—
235420	Drywall, acoustical & insulation contractors	180	1 046	5 683	22	11	2	8	1	—	—	—	—	—
2355	Carpentry & floor contractors	212	1 248	5 541	38	28	4	2	—	—	—	—	—	—
23551	Carpentry contractors	126	915	3 937	23	18	1	3	1	—	—	—	—	—
235510	Carpentry contractors	126	915	3 937	23	18	1	3	1	—	—	—	—	—

Note: Employment-size classes are indicated as follows: A—0 to 19; B—20 to 99; C—100 to 249; E—250 to 499; F—500 to 999; G—1,000 to 2,499; H—2,500 to 4,999; I—5,000 to 9,999; J—10,000 to 24,999; K—25,000 to 49,999; L—50,000 to 99,999; M—100,000 or more.

**Table 6. Counties—Employees, Payroll, and Establishments by Industry: 1999—Con.**

[Excludes most government employees, railroad employees, and self-employed persons. Size class 1 to 4 includes establishments with payroll, but no employees, during mid-March pay period. (D) denotes figures withheld to avoid disclosing data for individual companies; the data are included in broader industry totals. Detailed industries with 100 or more employees are shown if industry was not a (D). For explanation of terms, abbreviations, and data reliability/comparability, see introductory text]

NAICS code	Industry	Number of employees for week including March 12	Payroll (\$1,000)		Total number of establishments	Number of establishments by employment-size class										
			First quarter	Annual		1 to 4	5 to 9	10 to 19	20 to 49	50 to 99	100 to 249	250 to 499	500 to 999	1,000 or more		
<b>23</b>	<b>CASS—Con.</b>															
	<b>Construction—Con.</b>															
235	Special trade contractors—Con.															
2356	Roofing, siding, & sheet metal contractors . . . . .	353	2 275	10 859	18	9	3	—	5	—	1	—	—	—	—	—
23561	Roofing, siding, & sheet metal contractors . . .	353	2 275	10 859	18	9	3	—	5	—	1	—	—	—	—	—
235610	Roofing, siding, & sheet metal contractors . .	353	2 275	10 859	18	9	3	—	5	—	1	—	—	—	—	—
2357	Concrete contractors . . . . .	202	621	5 995	29	12	9	6	2	—	—	—	—	—	—	—
23571	Concrete contractors . . . . .	202	621	5 995	29	12	9	6	2	—	—	—	—	—	—	—
235710	Concrete contractors . . . . .	202	621	5 995	29	12	9	6	2	—	—	—	—	—	—	—
2359	Other special trade contractors . . . . .	330	2 632	13 897	45	22	11	10	1	1	—	—	—	—	—	—
23595	Bldg equip & oth mach installation contractor .	107	836	3 430	9	1	1	7	—	—	—	—	—	—	—	—
235950	Bldg equip & oth mach installation contractor .	107	836	3 430	9	1	1	7	—	—	—	—	—	—	—	—
23599	All other special trade contractors . . . . .	147	1 447	7 307	19	11	5	2	—	1	—	—	—	—	—	—
235990	All other special trade contractors . . . . .	147	1 447	7 307	19	11	5	2	—	1	—	—	—	—	—	—
<b>31-33</b>	<b>Manufacturing . . . . .</b>	<b>6 745</b>	<b>45 890</b>	<b>195 789</b>	<b>189</b>	<b>67</b>	<b>20</b>	<b>30</b>	<b>33</b>	<b>17</b>	<b>19</b>	<b>2</b>	<b>1</b>			
311	Food mfg . . . . .	1 136	6 781	32 105	22	3	1	5	6	3	3	1	—	—	—	—
3111	Animal food mfg . . . . .	(C)	(D)	(D)	2	—	—	1	—	—	1	—	—	—	—	—
31111	Animal food mfg . . . . .	(C)	(D)	(D)	2	—	—	1	—	—	1	—	—	—	—	—
3112	Grain & oilseed milling . . . . .	(C)	(D)	(D)	5	—	—	1	3	1	—	—	—	—	—	—
3115	Dairy product mfg . . . . .	(C)	(D)	(D)	1	—	—	—	—	—	1	—	—	—	—	—
31151	Dairy product (exc frozen) mfg . . . . .	(C)	(D)	(D)	1	—	—	—	—	—	1	—	—	—	—	—
3118	Bakeries & tortilla mfg . . . . .	453	2 259	11 550	6	2	—	1	1	—	1	1	—	—	—	—
31181	Bread & bakery product mfg . . . . .	(E)	(D)	(D)	4	1	—	1	—	—	1	1	—	—	—	—
3119	Other food mfg . . . . .	104	852	3 544	3	—	1	1	—	1	—	—	—	—	—	—
31191	Snack food mfg . . . . .	104	852	3 544	3	—	1	1	—	1	—	—	—	—	—	—
311911	Roasted nuts & peanut butter mfg . . . . .	104	852	3 544	3	—	1	1	—	1	—	—	—	—	—	—
321	Wood product mfg . . . . .	272	1 647	8 831	7	2	—	1	2	1	1	—	—	—	—	—
3219	Other wood product mfg . . . . .	(C)	(D)	(D)	4	1	—	1	1	—	1	—	—	—	—	—
32191	Millwork . . . . .	(C)	(D)	(D)	2	—	—	—	1	—	1	—	—	—	—	—
323	Printing & related support activities . . . . .	388	2 672	12 394	21	8	3	3	5	1	1	—	—	—	—	—
3231	Printing & related support activities . . . . .	388	2 672	12 394	21	8	3	3	5	1	1	—	—	—	—	—
32311	Printing . . . . .	388	2 672	12 394	21	8	3	3	5	1	1	—	—	—	—	—
323110	Commercial lithographic printing . . . . .	286	2 197	10 233	10	4	—	1	3	1	1	—	—	—	—	—
326	Plastics & rubber products mfg . . . . .	606	3 145	13 178	12	5	1	—	1	2	3	—	—	—	—	—
3261	Plastics product mfg . . . . .	(E)	(D)	(D)	9	4	1	—	—	2	2	—	—	—	—	—
32612	Plastics pipe, pipe fitting, & unsupported profile shape mfg . . . . .	(E)	(D)	(D)	2	—	—	—	—	1	1	—	—	—	—	—
32619	Other plastics product mfg . . . . .	(C)	(D)	(D)	6	3	1	—	—	1	1	—	—	—	—	—
3262	Rubber product mfg . . . . .	(C)	(D)	(D)	3	1	—	—	1	—	1	—	—	—	—	—
32622	Rubber & plastics hoses & belting mfg . . . . .	(C)	(D)	(D)	2	—	—	—	1	—	1	—	—	—	—	—
327	Nonmetallic mineral product mfg . . . . .	214	2 002	8 639	9	4	2	1	1	—	1	—	—	—	—	—
3272	Glass & glass product mfg . . . . .	(C)	(D)	(D)	2	1	—	—	—	—	1	—	—	—	—	—
32721	Glass & glass product mfg . . . . .	(C)	(D)	(D)	2	1	—	—	—	—	1	—	—	—	—	—
332	Fabricated metal product mfg . . . . .	598	3 986	18 756	30	14	2	7	3	3	1	—	—	—	—	—
3323	Architectural & structural metals mfg . . . . .	435	2 901	14 321	16	5	2	4	2	2	1	—	—	—	—	—
33231	Plate work & fabricated structural prod mfg . . .	310	2 171	10 714	8	1	1	2	2	1	1	—	—	—	—	—
33232	Ornamental & architectural metal prod mfg . . .	125	730	3 607	8	4	1	2	—	1	—	—	—	—	—	—
333	Machinery mfg . . . . .	1 874	15 544	56 834	22	5	1	3	3	3	6	—	1	—	—	—
3331	Ag, construction & mining machinery mfg . . . . .	1 539	12 550	45 998	13	2	—	1	2	3	4	—	1	—	—	—
33311	Agricultural implement mfg . . . . .	(G)	(D)	(D)	9	2	—	1	—	2	3	—	—	—	—	—
33312	Construction machinery mfg . . . . .	(C)	(D)	(D)	3	—	—	—	1	1	1	—	—	—	—	—
3335	Metalworking machinery mfg . . . . .	(C)	(D)	(D)	2	1	—	—	—	—	1	—	—	—	—	—
33351	Metalworking machinery mfg . . . . .	(C)	(D)	(D)	2	1	—	—	—	—	1	—	—	—	—	—
3339	Other general purpose machinery mfg . . . . .	(C)	(D)	(D)	4	1	1	1	—	—	1	—	—	—	—	—
33392	Material handling equipment mfg . . . . .	(C)	(D)	(D)	4	1	1	1	—	—	1	—	—	—	—	—
334	Computer & electronic product mfg . . . . .	(E)	(D)	(D)	3	—	1	—	1	—	1	—	—	—	—	—
3344	Semiconductor & oth electronic component mfg . . . . .	(E)	(D)	(D)	2	—	1	—	—	—	—	1	—	—	—	—
33441	Semiconductor & oth electronic component mfg . . . . .	(E)	(D)	(D)	2	—	1	—	—	—	—	1	—	—	—	—
336	Transportation equipment mfg . . . . .	630	3 444	17 004	14	4	1	2	3	1	3	—	—	—	—	—
3362	Motor vehicle body & trailer mfg . . . . .	(C)	(D)	(D)	4	2	—	—	1	—	1	—	—	—	—	—
33621	Motor vehicle body & trailer mfg . . . . .	(C)	(D)	(D)	4	2	—	—	1	—	1	—	—	—	—	—
3363	Motor vehicle parts mfg . . . . .	(E)	(D)	(D)	8	2	1	2	1	—	2	—	—	—	—	—
33632	MV electrical & electronic equipment mfg . . . .	(E)	(D)	(D)	2	—	—	—	—	—	2	—	—	—	—	—
337	Furniture & related product mfg . . . . .	304	1 535	6 725	19	5	6	3	4	1	—	—	—	—	—	—
3371	HH & institutional furniture & kitchen cabinet mfg . . . . .	(E)	(D)	(D)	17	4	6	2	4	1	—	—	—	—	—	—
33711	Wood kitchen cabinet & countertop mfg . . . . .	151	806	3 509	11	2	4	2	3	—	—	—	—	—	—	—
337110	Wood kitchen cabinet & countertop mfg . . . . .	151	806	3 509	11	2	4	2	3	—	—	—	—	—	—	—
33712	Household & institutional furniture mfg . . . . .	(C)	(D)	(D)	6	2	2	—	1	1	—	—	—	—	—	—
339	Miscellaneous mfg . . . . .	203	1 437	5 213	17	11	—	2	3	1	—	—	—	—	—	—
3391	Medical equipment & supplies mfg . . . . .	119	821	3 280	6	3	—	1	1	1	—	—	—	—	—	—
33911	Medical equipment & supplies mfg . . . . .	119	821	3 280	6	3	—	1	1	1	—	—	—	—	—	—

Note: Employment-size classes are indicated as follows: A—0 to 19; B—20 to 99; C—100 to 249; E—250 to 499; F—500 to 999; G—1,000 to 2,499; H—2,500 to 4,999; I—5,000 to 9,999; J—10,000 to 24,999; K—25,000 to 49,999; L—50,000 to 99,999; M—100,000 or more.

**Table 6. Counties—Employees, Payroll, and Establishments by Industry: 1999—Con.**

[Excludes most government employees, railroad employees, and self-employed persons. Size class 1 to 4 includes establishments with payroll, but no employees, during mid-March pay period. (D) denotes figures withheld to avoid disclosing data for individual companies; the data are included in broader industry totals. Detailed industries with 100 or more employees are shown if industry was not a (D). For explanation of terms, abbreviations, and data reliability/comparability, see introductory text]

NAICS code	Industry	Number of employees for week including March 12	Payroll (\$1,000)		Total number of establishments	Number of establishments by employment-size class								
			First quarter	Annual		1 to 4	5 to 9	10 to 19	20 to 49	50 to 99	100 to 249	250 to 499	500 to 999	1,000 or more
<b>CASS—Con.</b>														
<b>42</b>	<b>Wholesale trade</b>	<b>6 395</b>	<b>52 535</b>	<b>218 016</b>	<b>368</b>	<b>134</b>	<b>70</b>	<b>75</b>	<b>63</b>	<b>15</b>	<b>10</b>	<b>1</b>		
421	Wholesale trade, durable goods	3 548	29 445	123 759	236	77	48	50	49	9	3			
4211	Motor vehicle, motor vehicle pt & supply whsle	718	5 261	21 804	29	6	4	6	7	6				
42111	Automobile & other motor vehicle whsle	345	2 583	10 179	11	2	2	1	3	3				
421110	Automobile & other motor vehicle whsle	345	2 583	10 179	11	2	2	1	3	3				
42112	Motor vehicle supplies & new parts whsle	329	2 385	10 184	15	4	1	4	3	3				
421120	Motor vehicle supplies & new parts whsle	329	2 385	10 184	15	4	1	4	3	3				
4213	Lumber & other construction materials whsle	375	3 398	13 376	15	2	3	4	4	1	1			
42131	Lumber, plywood, millwork & wood panel whsle	283	2 710	9 922	8		1	3	2	1	1			
421310	Lumber, plywood, millwork & wood panel whsle	283	2 710	9 922	8		1	3	2	1	1			
4214	Professional & commercial equip & supp whsle	818	7 393	30 621	45	15	9	5	14		2			
42142	Office equipment whsle	132	1 108	4 441	9	2	2	1	4					
421420	Office equipment whsle	132	1 108	4 441	9	2	2	1	4					
42143	Computer & peripheral equip & software whsle	352	3 335	13 765	14	3	3	1	6		1			
421430	Computer & peripheral equip & software whsle	352	3 335	13 765	14	3	3	1	6		1			
42145	Medical, dental, hospital equip & supp whsle	(C)	(D)	(D)	13	8	1	1	2		1			
4216	Electrical goods whsle	272	3 323	11 038	28	13	2	10	3					
42161	Elec equip, wiring supp, const material whsle	126	1 812	5 430	15	9	1	3	2					
421610	Elec equip, wiring supp, const material whsle	126	1 812	5 430	15	9	1	3	2					
4217	Hardware, plumb & heating equip & sup whsle	204	1 706	7 961	18	5	5	4	4					
4218	Machinery, equipment & supplies whsle	935	6 844	32 127	82	30	19	18	14	1				
42181	Const & mining (exc petroleum) equip whsle	178	1 418	6 557	10	2	2	3	2	1				
421810	Const & mining (exc petroleum) equip whsle	178	1 418	6 557	10	2	2	3	2	1				
42182	Farm & garden machinery & equipment whsle	323	2 223	10 889	31	13	5	8	5					
421820	Farm & garden machinery & equipment whsle	323	2 223	10 889	31	13	5	8	5					
42183	Industrial machinery & equipment whsle	329	2 497	11 472	24	6	6	6	6					
421830	Industrial machinery & equipment whsle	329	2 497	11 472	24	6	6	6	6					
4219	Miscellaneous durable goods whsle	137	856	4 134	11	3	3	2	3					
422	Wholesale trade, nondurable goods	2 847	23 090	94 257	132	57	22	25	14	6	7	1		
4221	Paper & paper product whsle	254	2 600	10 595	12	6		2	2	2				
42213	Industrial & personal service paper whsle	(C)	(D)	(D)	4	2			2					
4224	Grocery & related product whsle	1 390	10 838	43 811	23	5	4	4	3		6	1		
42241	General line grocery whsle	662	6 340	24 716	6			2	1		2	1		
422410	General line grocery whsle	662	6 340	24 716	6			2	1		2	1		
42245	Confectionery whsle	(E)	(D)	(D)	2						2			
42249	Other grocery & related products whsle	413	2 574	10 477	11	4	2	1	2		2			
422490	Other grocery & related products whsle	413	2 574	10 477	11	4	2	1	2		2			
4225	Farm product raw material whsle	427	2 394	12 544	37	18	8	8	2		1			
42251	Grain & field bean whsle	(E)	(D)	(D)	33	16	8	6	2		1			
4227	Petroleum & petroleum products whsle	160	771	3 138	16	6	4	4	2					
4228	Beer, wine, distilled alcoholic beverage whsle	143	1 349	5 562	4			1	2	1				
4229	Miscellaneous nondurable goods whsle	356	4 260	14 467	19	9	1	3	3	3				
42291	Farm supplies whsle	263	3 803	12 329	9	3	1	1	1	3				
422910	Farm supplies whsle	263	3 803	12 329	9	3	1	1	1	3				
<b>44-45</b>	<b>Retail trade</b>	<b>10 595</b>	<b>43 847</b>	<b>183 578</b>	<b>608</b>	<b>202</b>	<b>161</b>	<b>137</b>	<b>68</b>	<b>17</b>	<b>20</b>	<b>3</b>		
441	Motor vehicle & parts dealers	1 348	8 793	39 429	74	20	14	25	10	3	2			
4411	Automobile dealers	773	5 302	23 366	23	7	5	2	5	2	2			
44111	New car dealers	734	5 098	22 677	14	2	2	1	5	2	2			
441110	New car dealers	734	5 098	22 677	14	2	2	1	5	2	2			
4412	Other motor vehicle dealers	101	476	2 716	9	1	3	4	1					
4413	Automotive parts, accessories & tire stores	474	3 015	13 347	42	12	6	19	4	1				
44131	Automotive parts, accessories & tire stores	264	1 678	7 419	32	12	4	14	2					
441310	Automotive parts, accessories & tire stores	264	1 678	7 419	32	12	4	14	2					
44132	Tire dealers	210	1 337	5 928	10		2	5	2	1				
441320	Tire dealers	210	1 337	5 928	10		2	5	2	1				
442	Furniture & home furnishing stores	309	1 848	7 192	32	10	5	14	3					
4421	Furniture stores	132	843	2 926	11	3	1	5	2					
44211	Furniture stores	132	843	2 926	11	3	1	5	2					
442110	Furniture stores	132	843	2 926	11	3	1	5	2					
4422	Home furnishings stores	177	1 005	4 266	21	7	4	9	1					
44221	Floor covering stores	108	797	3 414	13	5	2	5	1					
442210	Floor covering stores	108	797	3 414	13	5	2	5	1					
443	Electronics & appliance stores	279	1 134	5 023	31	17	8	5			1			
4431	Electronics & appliance stores	279	1 134	5 023	31	17	8	5			1			
44311	Appliance, TV & all other electronics stores	(C)	(D)	(D)	13	8	4				1			
443112	Radio, television & other electronics stores	147	542	2 482	8	5	2							
444	Bldg material & garden equip & supp dealers	1 194	7 820	31 638	68	24	16	10	11	6	1			
4441	Building material & supplies dealers	1 030	7 007	28 311	59	20	14	10	9	5	1			
44411	Home centers	(C)	(D)	(D)	2	1					1			
44413	Hardware stores	124	335	1 677	8	4		2	1	1				
444130	Hardware stores	124	335	1 677	8	4		2	1	1				
44419	Other building material dealers	638	5 478	21 521	43	13	11	7	8	4				
444190	Other building material dealers	638	5 478	21 521	43	13	11	7	8	4				
4442	Lawn & garden equip & supplies stores	164	813	3 327	9	4	2		2	1				
44422	Nursery & garden centers	153	748	3 002	6	2	1		2	1				
444220	Nursery & garden centers	153	748	3 002	6	2	1		2	1				

Note: Employment-size classes are indicated as follows: A—0 to 19; B—20 to 99; C—100 to 249; E—250 to 499; F—500 to 999; G—1,000 to 2,499; H—2,500 to 4,999; I—5,000 to 9,999; J—10,000 to 24,999; K—25,000 to 49,999; L—50,000 to 99,999; M—100,000 or more.

**Table 6. Counties—Employees, Payroll, and Establishments by Industry: 1999—Con.**

[Excludes most government employees, railroad employees, and self-employed persons. Size class 1 to 4 includes establishments with payroll, but no employees, during mid-March pay period. (D) denotes figures withheld to avoid disclosing data for individual companies; the data are included in broader industry totals. Detailed industries with 100 or more employees are shown if industry was not a (D). For explanation of terms, abbreviations, and data reliability/comparability, see introductory text]

NAICS code	Industry	Number of employees for week including March 12	Payroll (\$1,000)		Total number of establishments	Number of establishments by employment-size class																			
			First quarter	Annual		1 to 4	5 to 9	10 to 19	20 to 49	50 to 99	100 to 249	250 to 499	500 to 999	1,000 or more											
<b>CASS—Con.</b>																									
<b>44-45 Retail trade—Con.</b>																									
445	Food & beverage stores .....	1 819	4 748	18 065	52	12	11	15	5	3	5	1	—	—											
4451	Grocery stores .....	(G)	(D)	(D)	19	4	2	3	1	3	5	1	—	—											
44511	Grocery (except convenience) stores .....	1 476	3 989	14 695	18	3	2	3	1	3	5	1	—	—											
445110	Grocery (except convenience) stores .....	1 476	3 989	14 695	18	3	2	3	1	3	5	1	—	—											
4452	Specialty food stores .....	(C)	(D)	(D)	13	5	1	5	2	—	—	—	—	—											
44529	Other specialty food stores .....	(C)	(D)	(D)	11	4	1	4	2	—	—	—	—	—											
4453	Beer, wine & liquor stores .....	198	481	2 340	20	3	8	7	2	—	—	—	—	—											
44531	Beer, wine & liquor stores .....	198	481	2 340	20	3	8	7	2	—	—	—	—	—											
445310	Beer, wine & liquor stores .....	198	481	2 340	20	3	8	7	2	—	—	—	—	—											
446	Health & personal care stores .....	677	3 377	14 213	59	21	16	11	9	2	—	—	—	—											
4461	Health & personal care stores .....	677	3 377	14 213	59	21	16	11	9	2	—	—	—	—											
44611	Pharmacies & drug stores .....	299	1 600	6 137	25	4	9	7	5	—	—	—	—	—											
446110	Pharmacies & drug stores .....	299	1 600	6 137	25	4	9	7	5	—	—	—	—	—											
44612	Cosmetics, beauty supplies & perfume stores .....	134	551	2 519	10	5	2	1	1	1	—	—	—	—											
446120	Cosmetics, beauty supplies & perfume stores .....	134	551	2 519	10	5	2	1	1	1	—	—	—	—											
44619	Other health & personal care stores .....	164	829	3 708	12	4	4	1	2	1	—	—	—	—											
446199	All other health & personal care stores .....	117	753	3 309	8	3	2	1	1	1	—	—	—	—											
447	Gasoline stations .....	760	2 382	10 307	63	10	31	14	7	—	1	—	—	—											
4471	Gasoline stations .....	760	2 382	10 307	63	10	31	14	7	—	1	—	—	—											
44711	Gasoline stations with convenience stores .....	453	1 388	5 901	46	6	26	8	6	—	—	—	—	—											
447110	Gasoline stations with convenience stores .....	453	1 388	5 901	46	6	26	8	6	—	—	—	—	—											
44719	Other gasoline stations .....	307	994	4 406	17	4	5	6	1	—	1	—	—	—											
447190	Other gasoline stations .....	307	994	4 406	17	4	5	6	1	—	1	—	—	—											
448	Clothing & clothing accessories stores .....	734	2 178	9 281	71	19	23	18	11	—	—	—	—	—											
4481	Clothing stores .....	528	1 265	5 523	45	10	14	12	9	—	—	—	—	—											
44812	Women's clothing stores .....	146	306	1 284	15	3	4	6	2	—	—	—	—	—											
448120	Women's clothing stores .....	146	306	1 284	15	3	4	6	2	—	—	—	—	—											
44814	Family clothing stores .....	183	353	1 616	9	1	3	1	4	—	—	—	—	—											
448140	Family clothing stores .....	183	353	1 616	9	1	3	1	4	—	—	—	—	—											
4483	Jewelry, luggage & leather goods stores .....	137	728	2 814	13	2	5	4	2	—	—	—	—	—											
44831	Jewelry stores .....	137	728	2 814	13	2	5	4	2	—	—	—	—	—											
448310	Jewelry stores .....	137	728	2 814	13	2	5	4	2	—	—	—	—	—											
451	Sporting goods, hobby, book & music stores .....	556	2 074	7 811	40	16	11	7	4	1	1	—	—	—											
4511	Sporting goods, hobby, musical instrument stores .....	398	1 723	6 310	27	11	7	5	3	—	1	—	—	—											
45111	Sporting goods stores .....	251	1 296	4 407	13	5	4	2	1	—	1	—	—	—											
451110	Sporting goods stores .....	251	1 296	4 407	13	5	4	2	1	—	1	—	—	—											
4512	Book, periodical & music stores .....	158	351	1 501	13	5	4	2	1	1	—	—	—	—											
452	General merchandise stores .....	2 015	6 116	25 463	16	2	—	1	2	1	8	2	—	—											
4521	Department stores .....	1 577	4 627	19 686	8	—	—	—	—	—	6	2	—	—											
45211	Department stores .....	1 577	4 627	19 686	8	—	—	—	—	—	6	2	—	—											
452110	Department stores .....	1 577	4 627	19 686	8	—	—	—	—	—	6	2	—	—											
4529	Other general merchandise stores .....	438	1 489	5 777	8	2	—	1	2	1	2	—	—	—											
45291	Warehouse clubs & superstores .....	(E)	(D)	(D)	2	—	—	—	—	—	2	—	—	—											
45299	All other general merchandise stores .....	(C)	(D)	(D)	6	2	—	1	2	1	—	—	—	—											
453	Miscellaneous store retailers .....	527	1 366	6 277	74	35	21	14	3	1	—	—	—	—											
4532	Office supplies, stationery & gift stores .....	(C)	(D)	(D)	26	12	6	5	2	1	—	—	—	—											
45322	Gift, novelty & souvenir stores .....	161	313	1 405	23	11	5	5	2	—	—	—	—	—											
453220	Gift, novelty & souvenir stores .....	161	313	1 405	23	11	5	5	2	—	—	—	—	—											
4539	Other miscellaneous store retailers .....	188	550	2 750	33	18	10	4	1	—	—	—	—	—											
45399	All other miscellaneous store retailers .....	101	339	1 813	23	14	6	3	—	—	—	—	—	—											
454	Nonstore retailers .....	377	2 011	8 879	28	16	5	3	3	—	1	—	—	—											
4541	Electronic shopping & mail-order houses .....	(C)	(D)	(D)	4	2	—	—	1	—	1	—	—	—											
45411	Electronic shopping & mail-order houses .....	(C)	(D)	(D)	4	2	—	—	1	—	1	—	—	—											
4543	Direct selling establishments .....	(C)	(D)	(D)	19	10	4	3	2	—	—	—	—	—											
<b>48-49</b>	<b>Transportation &amp; warehousing .....</b>	<b>2 711</b>	<b>17 096</b>	<b>73 448</b>	<b>201</b>	<b>102</b>	<b>36</b>	<b>29</b>	<b>21</b>	<b>9</b>	<b>4</b>	—	—	—											
484	Truck transportation .....	1 938	12 791	55 867	148	77	25	24	13	6	3	—	—	—											
4841	General freight trucking .....	1 577	10 747	47 138	98	47	17	14	12	5	3	—	—	—											
48411	General freight trucking, local .....	147	977	4 204	13	10	1	1	—	—	—	—	—	—											
484110	General freight trucking, local .....	147	977	4 204	13	10	1	1	—	—	—	—	—	—											
48412	General freight trucking, long-distance .....	1 430	9 770	42 934	85	37	16	13	12	5	2	—	—	—											
484121	General freight trucking, long-distance, TL .....	1 175	7 637	34 162	72	34	16	9	6	5	2	—	—	—											
484122	General freight trucking, long-distance, LTL .....	255	2 133	8 772	13	3	—	4	6	—	—	—	—	—											
4842	Specialized freight trucking .....	361	2 044	8 729	50	30	8	10	1	1	—	—	—	—											
48422	Specialized freight (exc used) trucking, local .....	117	455	3 293	22	14	3	5	—	—	—	—	—	—											
484220	Specialized freight (exc used) trucking, local .....	117	455	3 293	22	14	3	5	—	—	—	—	—	—											
48423	Specialized freight (exc used) trucking, LDist .....	216	1 441	4 679	25	15	5	3	1	1	—	—	—	—											
484230	Specialized freight (exc used) trucking, LDist .....	216	1 441	4 679	25	15	5	3	1	1	—	—	—	—											
485	Transit & ground passenger transportation .....	222	725	2 873	10	5	1	—	2	2	—	—	—	—											
4853	Taxi & limousine service .....	105	404	1 519	7	4	1	—	1	1	—	—	—	—											
488	Transportation support activities .....	311	1 583	7 022	23	12	6	1	2	1	1	—	—	—											
4881	Air transportation support activities .....	119	567	2 240	7	3	2	—	1	1	—	—	—	—											
48811	Airport operations .....	100	479	1 865	3	1	—	—	1	1	—	—	—	—											
488119	Other airport operations .....	100	479	1 865	3	1	—	—	1	1	—	—	—	—											
4882	Rail transportation support activities .....	(C)	(D)	(D)	1	—	—	—	—	—	1	—	—	—											
48821	Rail transportation support activities .....	(C)	(D)	(D)	1	—	—	—	—	—	1	—	—	—											

Note: Employment-size classes are indicated as follows: A—0 to 19; B—20 to 99; C—100 to 249; E—250 to 499; F—500 to 999; G—1,000 to 2,499; H—2,500 to 4,999; I—5,000 to 9,999; J—10,000 to 24,999; K—25,000 to 49,999; L—50,000 to 99,999; M—100,000 or more.

**Table 6. Counties—Employees, Payroll, and Establishments by Industry: 1999—Con.**

[Excludes most government employees, railroad employees, and self-employed persons. Size class 1 to 4 includes establishments with payroll, but no employees, during mid-March pay period. (D) denotes figures withheld to avoid disclosing data for individual companies; the data are included in broader industry totals. Detailed industries with 100 or more employees are shown if industry was not a (D). For explanation of terms, abbreviations, and data reliability/comparability, see introductory text]

NAICS code	Industry	Number of employees for week including March 12	Payroll (\$1,000)		Total number of establishments	Number of establishments by employment-size class									
			First quarter	Annual		1 to 4	5 to 9	10 to 19	20 to 49	50 to 99	100 to 249	250 to 499	500 to 999	1,000 or more	
<b>CASS—Con.</b>															
<b>48-49 Transportation &amp; warehousing—Con.</b>															
492	Couriers & messengers .....	107	778	2 830	7	4	—	1	2	—	—	—	—	—	
<b>51</b>	<b>Information .....</b>	<b>2 966</b>	<b>24 556</b>	<b>109 928</b>	<b>82</b>	<b>32</b>	<b>16</b>	<b>11</b>	<b>12</b>	<b>6</b>	<b>3</b>	<b>1</b>	<b>1</b>	<b>—</b>	
511	Publishing industries .....	1 593	15 013	69 260	16	4	3	3	3	—	1	1	1	—	
5111	Newspaper, periodical, book, database publishers .....	484	2 671	11 971	8	1	2	2	2	—	—	1	—	—	
51111	Newspaper publishers .....	(E)	(D)	(D)	4	—	1	1	1	—	—	1	—	—	
5112	Software publishers .....	1 109	12 342	57 289	8	3	1	1	1	—	1	—	1	—	
51121	Software publishers .....	1 109	12 342	57 289	8	3	1	1	1	—	1	—	1	—	
511210	Software publishers .....	1 109	12 342	57 289	8	3	1	1	1	—	1	—	1	—	
512	Motion picture & sound recording industries .....	104	322	1 345	7	1	2	2	2	—	—	—	—	—	
5121	Motion picture & video industries .....	104	322	1 345	7	1	2	2	2	—	—	—	—	—	
513	Broadcasting & telecommunications .....	1 165	8 373	35 378	46	20	8	4	6	6	2	—	—	—	
5131	Radio & television broadcasting .....	597	3 660	15 268	14	4	—	2	3	4	1	—	—	—	
51311	Radio broadcasting .....	148	1 060	3 648	8	4	—	2	1	1	—	—	—	—	
51312	Television broadcasting .....	449	2 600	11 620	6	—	—	—	2	3	1	—	—	—	
513120	Television broadcasting .....	449	2 600	11 620	6	—	—	—	2	3	1	—	—	—	
5133	Telecommunications .....	(E)	(D)	(D)	29	15	7	2	3	1	1	—	—	—	
51331	Wired telecommunications carriers .....	418	3 411	14 732	19	10	4	1	2	1	1	—	—	—	
513310	Wired telecommunications carriers .....	418	3 411	14 732	19	10	4	1	2	1	1	—	—	—	
514	Information & data processing services .....	104	848	3 945	13	7	3	2	1	—	—	—	—	—	
<b>52</b>	<b>Finance &amp; insurance .....</b>	<b>5 685</b>	<b>49 851</b>	<b>185 913</b>	<b>313</b>	<b>198</b>	<b>48</b>	<b>29</b>	<b>22</b>	<b>6</b>	<b>8</b>	<b>—</b>	<b>1</b>	<b>1</b>	
522	Credit intermediation & related activities .....	2 770	23 828	80 084	102	39	31	12	10	4	5	—	1	—	
5221	Depository credit intermediation .....	2 417	19 104	66 026	77	29	20	10	9	4	4	—	1	—	
52211	Commercial banking .....	2 136	16 416	57 077	52	18	12	6	8	4	3	—	1	—	
522110	Commercial banking .....	2 136	16 416	57 077	52	18	12	6	8	4	3	—	1	—	
52212	Savings institutions .....	211	2 273	7 182	9	2	3	2	1	—	1	—	—	—	
522120	Savings institutions .....	211	2 273	7 182	9	2	3	2	1	—	1	—	—	—	
5222	Nondepository credit intermediation .....	(C)	(D)	(D)	20	8	10	1	1	—	—	—	—	—	
5223	Activities related to credit intermediation .....	(C)	(D)	(D)	5	2	1	1	—	—	1	—	—	—	
52231	Mortgage & nonmortgage brokers .....	(C)	(D)	(D)	2	1	—	—	—	—	1	—	—	—	
523	Security, commodity contracts & like activity .....	(E)	(D)	(D)	42	33	—	5	3	—	1	—	—	—	
5231	Securities & commodity contracts intermediation & brokerage .....	154	3 667	12 607	29	23	—	3	3	—	—	—	—	—	
52312	Securities brokerage .....	154	3 667	12 607	29	23	—	3	3	—	—	—	—	—	
523120	Securities brokerage .....	154	3 667	12 607	29	23	—	3	3	—	—	—	—	—	
5239	Other financial investment activities .....	(C)	(D)	(D)	13	10	—	2	—	—	1	—	—	—	
52392	Portfolio management .....	(C)	(D)	(D)	2	1	—	—	—	—	1	—	—	—	
524	Insurance carriers & related activities .....	(H)	(D)	(D)	168	125	17	12	9	2	2	—	—	1	
5241	Insurance carriers .....	2 017	15 425	62 791	45	26	6	6	2	2	2	—	—	1	
52411	Direct life, health, medical insurance carriers .....	1 782	13 176	53 781	25	11	4	5	2	1	1	—	—	1	
52412	Other direct insurance carriers .....	235	2 249	9 010	20	15	2	1	—	1	1	—	—	—	
524126	Direct property & casualty insurance carriers .....	235	2 249	9 010	20	15	2	1	—	1	1	—	—	—	
5242	Agencies & other insurance related activities .....	(F)	(D)	(D)	123	99	11	6	7	—	—	—	—	—	
52421	Insurance agencies & brokerages .....	479	3 373	15 376	111	91	8	5	7	—	—	—	—	—	
524210	Insurance agencies & brokerages .....	479	3 373	15 376	111	91	8	5	7	—	—	—	—	—	
<b>53</b>	<b>Real estate &amp; rental &amp; leasing .....</b>	<b>1 255</b>	<b>5 541</b>	<b>27 621</b>	<b>178</b>	<b>124</b>	<b>21</b>	<b>23</b>	<b>7</b>	<b>1</b>	<b>2</b>	<b>—</b>	<b>—</b>	<b>—</b>	
531	Real estate .....	(F)	(D)	(D)	132	103	14	7	6	—	2	—	—	—	
5311	Lessors of real estate .....	264	911	4 280	74	57	10	5	2	—	—	—	—	—	
53111	Lessors of residential buildings & dwellings .....	128	453	2 063	44	34	8	1	1	—	—	—	—	—	
531110	Lessors of residential buildings & dwellings .....	128	453	2 063	44	34	8	1	1	—	—	—	—	—	
53112	Lessors of nonresidential buildings (exc. min Warehouses) .....	113	426	1 840	23	17	2	3	1	—	—	—	—	—	
531120	Lessors of nonresidential buildings (exc. min Warehouses) .....	113	426	1 840	23	17	2	3	1	—	—	—	—	—	
5312	Offices of real estate agents & brokers .....	354	1 662	10 441	34	26	3	2	2	—	1	—	—	—	
53121	Offices of real estate agents & brokers .....	354	1 662	10 441	34	26	3	2	2	—	1	—	—	—	
531210	Offices of real estate agents & brokers .....	354	1 662	10 441	34	26	3	2	2	—	1	—	—	—	
5313	Activities related to real estate .....	(C)	(D)	(D)	24	20	1	—	2	—	1	—	—	—	
53131	Real estate property managers .....	207	529	2 145	14	11	—	—	2	—	1	—	—	—	
532	Rental & leasing services .....	(E)	(D)	(D)	45	20	7	16	1	1	—	—	—	—	
5322	Consumer goods rental .....	101	307	1 314	18	9	4	5	—	—	—	—	—	—	
5324	Commercial, industrial equipment rental & leasing .....	200	1 293	5 940	13	5	1	5	1	1	—	—	—	—	
53249	Other commercial, industrial equipment rental, lease .....	169	1 109	5 046	10	4	1	3	1	1	—	—	—	—	
532490	Other commercial, industrial equipment rental, lease .....	169	1 109	5 046	10	4	1	3	1	1	—	—	—	—	

Note: Employment-size classes are indicated as follows: A—0 to 19; B—20 to 99; C—100 to 249; E—250 to 499; F—500 to 999; G—1,000 to 2,499; H—2,500 to 4,999; I—5,000 to 9,999; J—10,000 to 24,999; K—25,000 to 49,999; L—50,000 to 99,999; M—100,000 or more.

**Table 6. Counties—Employees, Payroll, and Establishments by Industry: 1999—Con.**

[Excludes most government employees, railroad employees, and self-employed persons. Size class 1 to 4 includes establishments with payroll, but no employees, during mid-March pay period. (D) denotes figures withheld to avoid disclosing data for individual companies; the data are included in broader industry totals. Detailed industries with 100 or more employees are shown if industry was not a (D). For explanation of terms, abbreviations, and data reliability/comparability, see introductory text]

NAICS code	Industry	Number of employees for week including March 12	Payroll (\$1,000)		Total number of establishments	Number of establishments by employment-size class									
			First quarter	Annual		1 to 4	5 to 9	10 to 19	20 to 49	50 to 99	100 to 249	250 to 499	500 to 999	1,000 or more	
<b>CASS—Con.</b>															
<b>54</b>	<b>Professional, scientific &amp; technical services</b>	<b>2 728</b>	<b>18 794</b>	<b>93 196</b>	<b>294</b>	<b>172</b>	<b>49</b>	<b>41</b>	<b>22</b>	<b>6</b>	<b>4</b>	—	—	—	
541	Professional, scientific & technical services	2 728	18 794	93 196	294	172	49	41	22	6	4	—	—	—	
5411	Legal services	457	4 181	20 314	70	46	10	9	4	1	—	—	—	—	
54111	Offices of lawyers	423	3 982	19 478	67	45	10	7	4	1	—	—	—	—	
541110	Offices of lawyers	423	3 982	19 478	67	45	10	7	4	1	—	—	—	—	
5412	Accounting, tax prep, bookkeep, payroll services	541	3 132	12 883	52	35	7	5	2	2	1	—	—	—	
54121	Accounting, tax prep, bookkeep, payroll services	541	3 132	12 883	52	35	7	5	2	2	1	—	—	—	
541211	Offices of certified public accountants	339	2 338	9 882	32	22	5	3	1	—	1	—	—	—	
5413	Architectural, engineering & related services	592	4 990	28 419	53	22	10	12	7	2	—	—	—	—	
54131	Architectural services	130	1 113	6 734	19	9	5	4	1	—	—	—	—	—	
541310	Architectural services	130	1 113	6 734	19	9	5	4	1	—	—	—	—	—	
54133	Engineering services	417	3 637	20 286	23	4	5	7	5	2	—	—	—	—	
541330	Engineering services	417	3 637	20 286	23	4	5	7	5	2	—	—	—	—	
5415	Computer systems design & related services	277	1 832	8 704	24	13	5	3	2	—	1	—	—	—	
54151	Computer systems design & related services	277	1 832	8 704	24	13	5	3	2	—	1	—	—	—	
541511	Custom computer programming services	190	1 293	5 851	8	2	3	1	1	—	1	—	—	—	
5417	Scientific R&D services	145	854	4 427	5	2	—	1	1	—	1	—	—	—	
54171	R&D in physical, engineering & life sciences	145	854	4 427	5	2	—	1	1	—	1	—	—	—	
541710	R&D in physical, engineering & life sciences	145	854	4 427	5	2	—	1	1	—	1	—	—	—	
5418	Advertising & related services	298	1 885	8 631	28	11	6	7	3	1	—	—	—	—	
5419	Oth professional, scientific, technical services	319	1 186	5 872	25	12	7	3	2	—	1	—	—	—	
54191	Marketing research & public opinion polling	(C)	(D)	(D)	4	2	1	—	—	—	1	—	—	—	
<b>55</b>	<b>Management of companies &amp; enterprises</b>	<b>1 298</b>	<b>15 802</b>	<b>55 847</b>	<b>33</b>	<b>6</b>	<b>7</b>	<b>6</b>	<b>5</b>	<b>6</b>	<b>2</b>	<b>1</b>	—	—	
551	Management of companies & enterprises	1 298	15 802	55 847	33	6	7	6	5	6	2	1	—	—	
5511	Management of companies & enterprises	1 298	15 802	55 847	33	6	7	6	5	6	2	1	—	—	
55111	Management of companies & enterprises	1 298	15 802	55 847	33	6	7	6	5	6	2	1	—	—	
<b>56</b>	<b>Admin, support, waste mgt, remediation services</b>	<b>4 224</b>	<b>16 733</b>	<b>74 443</b>	<b>192</b>	<b>103</b>	<b>31</b>	<b>29</b>	<b>8</b>	<b>12</b>	<b>6</b>	<b>2</b>	<b>1</b>	—	
561	Administrative & support services	4 182	16 541	73 648	183	97	29	28	8	12	6	2	1	—	
5611	Office administrative services	1 061	6 859	31 544	13	6	—	2	2	2	—	—	1	—	
56111	Office administrative services	1 061	6 859	31 544	13	6	—	2	2	2	—	—	1	—	
561110	Office administrative services	1 061	6 859	31 544	13	6	—	2	2	2	—	—	1	—	
5613	Employment services	1 043	3 248	13 652	16	3	3	2	1	2	5	—	—	—	
56132	Temporary help services	(G)	(D)	(D)	14	2	2	2	1	2	5	—	—	—	
5614	Business support services	639	1 583	6 388	23	10	3	5	1	2	1	1	—	—	
56149	Other business support services	386	474	1 869	6	4	—	—	—	—	1	1	—	—	
5615	Travel arrangement & reservation services	445	2 227	9 295	14	5	3	4	—	1	—	1	—	—	
56151	Travel agencies	336	1 711	7 293	10	4	2	3	—	—	—	1	—	—	
561510	Travel agencies	336	1 711	7 293	10	4	2	3	—	—	—	1	—	—	
56159	Oth travel arrangement & reservation services	(C)	(D)	(D)	3	—	1	1	—	1	—	—	—	—	
5616	Investigation & security services	228	610	2 437	13	6	1	2	3	1	—	—	—	—	
56161	Investigation, guard & armored car services	171	449	1 738	8	3	—	2	2	1	—	—	—	—	
561612	Security guards & patrol services	142	332	1 280	4	—	—	2	1	1	—	—	—	—	
5617	Services to buildings & dwellings	652	1 471	7 305	89	60	15	10	—	4	—	—	—	—	
56172	Janitorial services	517	1 034	4 374	43	25	8	6	—	4	—	—	—	—	
561720	Janitorial services	517	1 034	4 374	43	25	8	6	—	4	—	—	—	—	
5619	Other support services	114	543	3 027	15	7	4	3	1	—	—	—	—	—	
56199	All other support services	(C)	(D)	(D)	14	7	3	3	1	—	—	—	—	—	
<b>61</b>	<b>Educational services</b>	<b>344</b>	<b>1 240</b>	<b>5 245</b>	<b>28</b>	<b>19</b>	<b>1</b>	<b>5</b>	<b>1</b>	<b>1</b>	<b>1</b>	—	—	—	
611	Educational services	344	1 240	5 245	28	19	1	5	1	1	1	—	—	—	
6111	Elementary & secondary schools	236	923	3 662	6	2	—	2	—	1	1	—	—	—	
61111	Elementary & secondary schools	236	923	3 662	6	2	—	2	—	1	1	—	—	—	
611110	Elementary & secondary schools	236	923	3 662	6	2	—	2	—	1	1	—	—	—	
<b>62</b>	<b>Health care and social assistance</b>	<b>10 405</b>	<b>74 172</b>	<b>317 755</b>	<b>324</b>	<b>146</b>	<b>57</b>	<b>53</b>	<b>37</b>	<b>11</b>	<b>14</b>	<b>1</b>	<b>3</b>	<b>2</b>	
621	Ambulatory health care services	3 560	37 108	165 280	179	84	40	28	13	6	6	—	2	—	
6211	Offices of physicians	1 961	26 584	118 365	57	26	8	9	8	2	2	—	2	—	
62111	Offices of physicians	1 961	26 584	118 365	57	26	8	9	8	2	2	—	2	—	
621111	Offices of physicians (exc mental health)	1 961	26 584	118 365	57	26	8	9	8	2	2	—	2	—	
6212	Offices of dentists	342	2 533	12 456	53	16	24	13	—	—	—	—	—	—	
62121	Offices of dentists	342	2 533	12 456	53	16	24	13	—	—	—	—	—	—	
621210	Offices of dentists	342	2 533	12 456	53	16	24	13	—	—	—	—	—	—	
6213	Offices of other health practitioners	346	1 858	7 867	46	37	3	4	1	—	1	—	—	—	
62134	Offices of PT, OT, speech therapy & audiology	(C)	(D)	(D)	2	1	—	—	—	—	1	—	—	—	
6214	Outpatient care centers	383	2 785	12 098	8	1	1	2	1	1	2	—	—	—	
62142	Outpatient mental health, substance abuse ctrs	(C)	(D)	(D)	3	1	—	1	—	—	1	—	—	—	
62149	Other outpatient care centers	(E)	(D)	(D)	4	—	—	1	1	1	1	—	—	—	
6215	Medical & diagnostic laboratories	(C)	(D)	(D)	4	2	1	—	—	—	1	—	—	—	
62151	Medical & diagnostic laboratories	(C)	(D)	(D)	4	2	1	—	—	—	1	—	—	—	
6216	Home health care services	147	527	2 678	5	1	1	—	2	1	—	—	—	—	
62161	Home health care services	147	527	2 678	5	1	1	—	2	1	—	—	—	—	
621610	Home health care services	147	527	2 678	5	1	1	—	2	1	—	—	—	—	
6219	Other ambulatory health care services	(C)	(D)	(D)	6	1	2	—	1	2	—	—	—	—	
62199	All other ambulatory health care services	128	558	2 589	4	1	1	—	1	1	—	—	—	—	
621991	Blood & organ banks	128	558	2 589	4	1	1	—	1	1	—	—	—	—	

Note: Employment-size classes are indicated as follows: A—0 to 19; B—20 to 99; C—100 to 249; E—250 to 499; F—500 to 999; G—1,000 to 2,499; H—2,500 to 4,999; I—5,000 to 9,999; J—10,000 to 24,999; K—25,000 to 49,999; L—50,000 to 99,999; M—100,000 or more.

**Table 6. Counties—Employees, Payroll, and Establishments by Industry: 1999—Con.**

[Excludes most government employees, railroad employees, and self-employed persons. Size class 1 to 4 includes establishments with payroll, but no employees, during mid-March pay period. (D) denotes figures withheld to avoid disclosing data for individual companies; the data are included in broader industry totals. Detailed industries with 100 or more employees are shown if industry was not a (D). For explanation of terms, abbreviations, and data reliability/comparability, see introductory text]

NAICS code	Industry	Number of employees for week including March 12	Payroll (\$1,000)		Total number of establishments	Number of establishments by employment-size class								
			First quarter	Annual		1 to 4	5 to 9	10 to 19	20 to 49	50 to 99	100 to 249	250 to 499	500 to 999	1,000 or more
<b>CASS—Con.</b>														
<b>62 Health care and social assistance—Con.</b>														
622	Hospitals .....	(H)	(D)	(D)	4	—	—	1	—	—	—	—	1	2
6221	General medical & surgical hospitals .....	3 716	26 229	108 153	3	—	—	—	—	—	—	—	1	2
62211	General medical & surgical hospitals .....	3 716	26 229	108 153	3	—	—	—	—	—	—	—	1	2
622110	General medical & surgical hospitals .....	3 716	26 229	108 153	3	—	—	—	—	—	—	—	1	2
623	Nursing & residential care facilities .....	1 691	6 391	26 133	33	1	5	8	12	1	5	1	—	—
6231	Nursing care facilities .....	692	2 837	11 434	5	—	—	—	—	—	5	—	—	—
62311	Nursing care facilities .....	692	2 837	11 434	5	—	—	—	—	—	5	—	—	—
623110	Nursing care facilities .....	692	2 837	11 434	5	—	—	—	—	—	5	—	—	—
6232	Residential mental retardation, health facil .....	(E)	(D)	(D)	20	—	5	8	7	—	—	—	—	—
62321	Residential mental retardation facilities .....	295	1 012	4 085	18	—	5	8	5	—	—	—	—	—
623210	Residential mental retardation facilities .....	295	1 012	4 085	18	—	5	8	5	—	—	—	—	—
6233	Community care facilities for the elderly .....	510	1 738	7 340	4	—	—	—	2	1	—	1	—	—
62331	Community care facilities for the elderly .....	510	1 738	7 340	4	—	—	—	2	1	—	1	—	—
6239	Other residential care facilities .....	(C)	(D)	(D)	4	1	—	—	3	—	—	—	—	—
62399	Other residential care facilities .....	(C)	(D)	(D)	4	1	—	—	3	—	—	—	—	—
624	Social assistance .....	(G)	(D)	(D)	108	61	12	16	12	4	3	—	—	—
6241	Individual & family services .....	575	2 367	9 731	27	12	4	5	3	1	2	—	—	—
62412	Services for elderly & disabled persons .....	(C)	(D)	(D)	10	4	2	1	—	1	—	—	—	—
62419	Other individual & family services .....	325	1 516	6 211	14	7	1	2	2	1	1	—	—	—
624190	Other individual & family services .....	325	1 516	6 211	14	7	1	2	2	1	1	—	—	—
6243	Vocational rehabilitation services .....	184	301	1 242	8	4	1	1	—	1	1	—	—	—
62431	Vocational rehabilitation services .....	184	301	1 242	8	4	1	1	—	1	1	—	—	—
624310	Vocational rehabilitation services .....	184	301	1 242	8	4	1	1	—	1	1	—	—	—
6244	Child day care services .....	575	1 209	5 122	68	43	6	9	9	1	—	—	—	—
62441	Child day care services .....	575	1 209	5 122	68	43	6	9	9	1	—	—	—	—
624410	Child day care services .....	575	1 209	5 122	68	43	6	9	9	1	—	—	—	—
<b>71</b>	<b>Arts, entertainment &amp; recreation .....</b>	<b>841</b>	<b>2 199</b>	<b>10 560</b>	<b>56</b>	<b>19</b>	<b>12</b>	<b>8</b>	<b>15</b>	<b>2</b>	<b>—</b>	<b>—</b>	<b>—</b>	<b>—</b>
711	Performing arts, spectator sports & related industries .....	169	575	3 343	18	9	2	4	3	—	—	—	—	—
713	Amusement, gambling & recreation industries .....	611	1 391	6 187	35	10	9	3	11	2	—	—	—	—
7132	Gambling industries .....	163	485	2 071	10	—	6	1	2	1	—	—	—	—
71329	Other gambling industries .....	163	485	2 071	10	—	6	1	2	1	—	—	—	—
713290	Other gambling industries .....	163	485	2 071	10	—	6	1	2	1	—	—	—	—
7139	Other amusement & recreation industries .....	448	906	4 116	25	10	3	2	9	1	—	—	—	—
71391	Golf courses & country clubs .....	106	384	2 049	5	1	2	—	1	1	—	—	—	—
713910	Golf courses & country clubs .....	106	384	2 049	5	1	2	—	1	1	—	—	—	—
71394	Fitness & recreational sports centers .....	156	223	866	11	7	—	—	4	—	—	—	—	—
713940	Fitness & recreational sports centers .....	156	223	866	11	7	—	—	4	—	—	—	—	—
71395	Bowling centers .....	124	196	733	3	—	—	—	3	—	—	—	—	—
713950	Bowling centers .....	124	196	733	3	—	—	—	3	—	—	—	—	—
<b>72</b>	<b>Accommodation &amp; food services .....</b>	<b>7 226</b>	<b>15 129</b>	<b>65 210</b>	<b>293</b>	<b>73</b>	<b>26</b>	<b>63</b>	<b>98</b>	<b>25</b>	<b>7</b>	<b>1</b>	<b>—</b>	<b>—</b>
721	Accommodation .....	1 627	3 954	17 714	51	17	—	8	20	3	2	1	—	—
7211	Traveler accommodation .....	1 612	3 924	17 609	42	8	—	8	20	3	2	1	—	—
72111	Hotels (exc casino hotels) & motels .....	1 612	3 924	17 609	42	8	—	8	20	3	2	1	—	—
721110	Hotels (exc casino hotels) & motels .....	1 612	3 924	17 609	42	8	—	8	20	3	2	1	—	—
722	Food services & drinking places .....	5 599	11 175	47 496	242	56	26	55	78	22	5	—	—	—
7221	Full-service restaurants .....	3 056	6 434	27 174	91	17	7	9	38	15	5	—	—	—
72211	Full-service restaurants .....	3 056	6 434	27 174	91	17	7	9	38	15	5	—	—	—
722110	Full-service restaurants .....	3 056	6 434	27 174	91	17	7	9	38	15	5	—	—	—
7222	Limited-service eating places .....	2 028	3 643	15 760	100	13	14	33	34	6	—	—	—	—
72221	Limited-service eating places .....	2 028	3 643	15 760	100	13	14	33	34	6	—	—	—	—
722211	Limited-service restaurants .....	1 790	3 352	14 439	87	12	12	29	28	6	—	—	—	—
722213	Snack & nonalcoholic beverage bars .....	238	291	1 321	13	1	2	4	6	—	—	—	—	—
7224	Drinking places (alcoholic beverages) .....	471	968	3 991	42	21	3	11	6	1	—	—	—	—
72241	Drinking places (alcoholic beverages) .....	471	968	3 991	42	21	3	11	6	1	—	—	—	—
722410	Drinking places (alcoholic beverages) .....	471	968	3 991	42	21	3	11	6	1	—	—	—	—
<b>81</b>	<b>Other services (except public administration) .....</b>	<b>3 616</b>	<b>14 775</b>	<b>61 832</b>	<b>436</b>	<b>245</b>	<b>96</b>	<b>57</b>	<b>29</b>	<b>6</b>	<b>2</b>	<b>1</b>	<b>—</b>	<b>—</b>
811	Repair & maintenance .....	897	4 953	20 708	130	76	29	13	10	2	—	—	—	—
8111	Automotive repair & maintenance .....	711	3 561	14 551	86	48	19	9	8	2	—	—	—	—
81111	Automotive mechanical & electrical R&M .....	191	926	3 949	36	21	10	2	3	—	—	—	—	—
811111	General automotive repair .....	139	647	2 865	27	16	7	1	3	—	—	—	—	—
81112	Automotive body, paint, interior & glass repair .....	247	1 739	7 152	36	21	6	6	3	—	—	—	—	—
811121	Automotive body, paint & interior R&M .....	213	1 527	6 206	29	15	6	6	2	—	—	—	—	—
81119	Other automotive R&M .....	273	896	3 450	14	6	3	1	2	2	—	—	—	—
811192	Car washes .....	173	537	2 188	8	4	1	—	2	1	—	—	—	—
812	Personal & laundry services .....	1 183	5 180	21 848	125	67	31	15	7	3	2	—	—	—
8121	Personal care services .....	504	1 963	7 118	72	36	20	12	3	1	—	—	—	—
81211	Hair, nail & skin care services .....	409	1 767	6 335	56	29	16	7	3	1	—	—	—	—
812112	Beauty salons .....	409	1 767	6 335	56	29	16	7	3	1	—	—	—	—
8123	Drycleaning & laundry services .....	347	1 750	7 805	20	8	—	—	2	1	1	—	—	—
81233	Linen & uniform supply .....	260	1 546	6 807	4	1	—	—	1	1	1	—	—	—
8129	Other personal services .....	281	1 185	5 758	23	16	2	1	2	1	1	—	—	—
81292	Photofinishing .....	251	1 113	5 424	8	2	1	—	2	1	1	—	—	—

Note: Employment-size classes are indicated as follows: A—0 to 19; B—20 to 99; C—100 to 249; E—250 to 499; F—500 to 999; G—1,000 to 2,499; H—2,500 to 4,999; I—5,000 to 9,999; J—10,000 to 24,999; K—25,000 to 49,999; L—50,000 to 99,999; M—100,000 or more.

**Table 6. Counties—Employees, Payroll, and Establishments by Industry: 1999—Con.**

[Excludes most government employees, railroad employees, and self-employed persons. Size class 1 to 4 includes establishments with payroll, but no employees, during mid-March pay period. (D) denotes figures withheld to avoid disclosing data for individual companies; the data are included in broader industry totals. Detailed industries with 100 or more employees are shown if industry was not a (D). For explanation of terms, abbreviations, and data reliability/comparability, see introductory text]

NAICS code	Industry	Number of employees for week including March 12	Payroll (\$1,000)		Total number of establishments	Number of establishments by employment-size class								
			First quarter	Annual		1 to 4	5 to 9	10 to 19	20 to 49	50 to 99	100 to 249	250 to 499	500 to 999	1,000 or more
<b>CASS—Con.</b>														
<b>81</b>	<b>Other services (except public administration)—Con.</b>													
813	Religious, grantmaking, civic, prof & like organizations .....	1 536	4 642	19 276	181	102	36	29	12	1	—	1	—	—
8131	Religious organizations .....	692	2 188	8 943	97	53	18	19	7	—	—	—	—	—
81311	Religious organizations .....	692	2 188	8 943	97	53	18	19	7	—	—	—	—	—
813110	Religious organizations .....	692	2 188	8 943	97	53	18	19	7	—	—	—	—	—
8134	Civic & social organizations .....	597	1 395	5 753	33	15	6	7	3	1	—	1	—	—
81341	Civic & social organizations .....	597	1 395	5 753	33	15	6	7	3	1	—	1	—	—
813410	Civic & social organizations .....	597	1 395	5 753	33	15	6	7	3	1	—	1	—	—
8139	Business, labor, political, like organizations .....	171	775	2 853	36	25	7	3	1	—	—	—	—	—
<b>95</b>	<b>Auxiliaries (exc corporate, subsidiary &amp; regional mgt) .....</b>	<b>(B)</b>	<b>(D)</b>	<b>(D)</b>	<b>5</b>	<b>4</b>	<b>—</b>	<b>1</b>	<b>—</b>	<b>—</b>	<b>—</b>	<b>—</b>	<b>—</b>	<b>—</b>
<b>99</b>	<b>Unclassified establishments .....</b>	<b>45</b>	<b>106</b>	<b>765</b>	<b>51</b>	<b>47</b>	<b>4</b>	<b>—</b>	<b>—</b>	<b>—</b>	<b>—</b>	<b>—</b>	<b>—</b>	<b>—</b>
<b>CAVALIER</b>														
	<b>Total .....</b>	<b>1 316</b>	<b>4 916</b>	<b>24 888</b>	<b>181</b>	<b>113</b>	<b>32</b>	<b>23</b>	<b>10</b>	<b>2</b>	<b>1</b>	<b>—</b>	<b>—</b>	<b>—</b>
<b>11</b>	<b>Forestry, fishing, hunting, and agriculture support .....</b>	<b>(A)</b>	<b>(D)</b>	<b>(D)</b>	<b>2</b>	<b>2</b>	<b>—</b>	<b>—</b>	<b>—</b>	<b>—</b>	<b>—</b>	<b>—</b>	<b>—</b>	<b>—</b>
<b>22</b>	<b>Utilities .....</b>	<b>30</b>	<b>291</b>	<b>1 238</b>	<b>4</b>	<b>2</b>	<b>—</b>	<b>2</b>	<b>—</b>	<b>—</b>	<b>—</b>	<b>—</b>	<b>—</b>	<b>—</b>
<b>23</b>	<b>Construction .....</b>	<b>77</b>	<b>184</b>	<b>3 349</b>	<b>12</b>	<b>9</b>	<b>1</b>	<b>1</b>	<b>1</b>	<b>—</b>	<b>—</b>	<b>—</b>	<b>—</b>	<b>—</b>
<b>31-33</b>	<b>Manufacturing .....</b>	<b>29</b>	<b>96</b>	<b>438</b>	<b>5</b>	<b>3</b>	<b>1</b>	<b>1</b>	<b>—</b>	<b>—</b>	<b>—</b>	<b>—</b>	<b>—</b>	<b>—</b>
<b>42</b>	<b>Wholesale trade .....</b>	<b>105</b>	<b>706</b>	<b>3 105</b>	<b>18</b>	<b>12</b>	<b>2</b>	<b>3</b>	<b>1</b>	<b>—</b>	<b>—</b>	<b>—</b>	<b>—</b>	<b>—</b>
<b>44-45</b>	<b>Retail trade .....</b>	<b>216</b>	<b>755</b>	<b>3 570</b>	<b>30</b>	<b>15</b>	<b>9</b>	<b>3</b>	<b>3</b>	<b>—</b>	<b>—</b>	<b>—</b>	<b>—</b>	<b>—</b>
<b>48-49</b>	<b>Transportation &amp; warehousing .....</b>	<b>56</b>	<b>188</b>	<b>730</b>	<b>7</b>	<b>3</b>	<b>1</b>	<b>3</b>	<b>—</b>	<b>—</b>	<b>—</b>	<b>—</b>	<b>—</b>	<b>—</b>
<b>51</b>	<b>Information .....</b>	<b>(B)</b>	<b>(D)</b>	<b>(D)</b>	<b>3</b>	<b>—</b>	<b>1</b>	<b>1</b>	<b>1</b>	<b>—</b>	<b>—</b>	<b>—</b>	<b>—</b>	<b>—</b>
<b>52</b>	<b>Finance &amp; insurance .....</b>	<b>100</b>	<b>571</b>	<b>3 019</b>	<b>21</b>	<b>14</b>	<b>4</b>	<b>1</b>	<b>2</b>	<b>—</b>	<b>—</b>	<b>—</b>	<b>—</b>	<b>—</b>
<b>53</b>	<b>Real estate &amp; rental &amp; leasing .....</b>	<b>(A)</b>	<b>(D)</b>	<b>(D)</b>	<b>2</b>	<b>2</b>	<b>—</b>	<b>—</b>	<b>—</b>	<b>—</b>	<b>—</b>	<b>—</b>	<b>—</b>	<b>—</b>
<b>54</b>	<b>Professional, scientific &amp; technical services .....</b>	<b>15</b>	<b>36</b>	<b>179</b>	<b>9</b>	<b>9</b>	<b>—</b>	<b>—</b>	<b>—</b>	<b>—</b>	<b>—</b>	<b>—</b>	<b>—</b>	<b>—</b>
<b>56</b>	<b>Admin, support, waste mgt, remediation services .....</b>	<b>(B)</b>	<b>(D)</b>	<b>(D)</b>	<b>5</b>	<b>4</b>	<b>—</b>	<b>—</b>	<b>1</b>	<b>—</b>	<b>—</b>	<b>—</b>	<b>—</b>	<b>—</b>
<b>62</b>	<b>Health care and social assistance .....</b>	<b>326</b>	<b>1 111</b>	<b>4 809</b>	<b>13</b>	<b>7</b>	<b>2</b>	<b>1</b>	<b>—</b>	<b>2</b>	<b>1</b>	<b>—</b>	<b>—</b>	<b>—</b>
623	Nursing & residential care facilities .....	(C)	(D)	(D)	2	—	—	—	—	1	1	—	—	—
6231	Nursing care facilities .....	(C)	(D)	(D)	2	—	—	—	—	1	1	—	—	—
62311	Nursing care facilities .....	(C)	(D)	(D)	2	—	—	—	—	1	1	—	—	—
<b>71</b>	<b>Arts, entertainment &amp; recreation .....</b>	<b>31</b>	<b>54</b>	<b>216</b>	<b>4</b>	<b>1</b>	<b>1</b>	<b>2</b>	<b>—</b>	<b>—</b>	<b>—</b>	<b>—</b>	<b>—</b>	<b>—</b>
<b>72</b>	<b>Accommodation &amp; food services .....</b>	<b>121</b>	<b>127</b>	<b>584</b>	<b>23</b>	<b>12</b>	<b>7</b>	<b>4</b>	<b>—</b>	<b>—</b>	<b>—</b>	<b>—</b>	<b>—</b>	<b>—</b>
722	Food services & drinking places .....	(C)	(D)	(D)	21	11	6	4	—	—	—	—	—	—
<b>81</b>	<b>Other services (except public administration) .....</b>	<b>67</b>	<b>186</b>	<b>746</b>	<b>19</b>	<b>16</b>	<b>1</b>	<b>1</b>	<b>1</b>	<b>—</b>	<b>—</b>	<b>—</b>	<b>—</b>	<b>—</b>
<b>99</b>	<b>Unclassified establishments .....</b>	<b>20</b>	<b>30</b>	<b>84</b>	<b>4</b>	<b>2</b>	<b>2</b>	<b>—</b>	<b>—</b>	<b>—</b>	<b>—</b>	<b>—</b>	<b>—</b>	<b>—</b>
<b>DICKEY</b>														
	<b>Total .....</b>	<b>1 742</b>	<b>6 236</b>	<b>27 656</b>	<b>199</b>	<b>123</b>	<b>41</b>	<b>18</b>	<b>12</b>	<b>2</b>	<b>2</b>	<b>1</b>	<b>—</b>	<b>—</b>
<b>11</b>	<b>Forestry, fishing, hunting, and agriculture support .....</b>	<b>(A)</b>	<b>(D)</b>	<b>(D)</b>	<b>2</b>	<b>2</b>	<b>—</b>	<b>—</b>	<b>—</b>	<b>—</b>	<b>—</b>	<b>—</b>	<b>—</b>	<b>—</b>
<b>22</b>	<b>Utilities .....</b>	<b>(A)</b>	<b>(D)</b>	<b>(D)</b>	<b>2</b>	<b>1</b>	<b>—</b>	<b>1</b>	<b>—</b>	<b>—</b>	<b>—</b>	<b>—</b>	<b>—</b>	<b>—</b>
<b>23</b>	<b>Construction .....</b>	<b>37</b>	<b>119</b>	<b>819</b>	<b>15</b>	<b>13</b>	<b>2</b>	<b>—</b>	<b>—</b>	<b>—</b>	<b>—</b>	<b>—</b>	<b>—</b>	<b>—</b>
<b>31-33</b>	<b>Manufacturing .....</b>	<b>101</b>	<b>467</b>	<b>2 089</b>	<b>7</b>	<b>3</b>	<b>1</b>	<b>1</b>	<b>1</b>	<b>1</b>	<b>—</b>	<b>—</b>	<b>—</b>	<b>—</b>
<b>42</b>	<b>Wholesale trade .....</b>	<b>158</b>	<b>1 015</b>	<b>4 469</b>	<b>18</b>	<b>9</b>	<b>4</b>	<b>2</b>	<b>3</b>	<b>—</b>	<b>—</b>	<b>—</b>	<b>—</b>	<b>—</b>
422	Wholesale trade, nondurable goods .....	119	759	3 411	13	7	2	2	2	—	—	—	—	—
<b>44-45</b>	<b>Retail trade .....</b>	<b>305</b>	<b>1 031</b>	<b>4 514</b>	<b>37</b>	<b>13</b>	<b>15</b>	<b>5</b>	<b>4</b>	<b>—</b>	<b>—</b>	<b>—</b>	<b>—</b>	<b>—</b>
<b>48-49</b>	<b>Transportation &amp; warehousing .....</b>	<b>(A)</b>	<b>(D)</b>	<b>(D)</b>	<b>10</b>	<b>9</b>	<b>1</b>	<b>—</b>	<b>—</b>	<b>—</b>	<b>—</b>	<b>—</b>	<b>—</b>	<b>—</b>
<b>51</b>	<b>Information .....</b>	<b>(B)</b>	<b>(D)</b>	<b>(D)</b>	<b>2</b>	<b>1</b>	<b>—</b>	<b>—</b>	<b>1</b>	<b>—</b>	<b>—</b>	<b>—</b>	<b>—</b>	<b>—</b>
<b>52</b>	<b>Finance &amp; insurance .....</b>	<b>71</b>	<b>346</b>	<b>1 383</b>	<b>10</b>	<b>6</b>	<b>1</b>	<b>2</b>	<b>1</b>	<b>—</b>	<b>—</b>	<b>—</b>	<b>—</b>	<b>—</b>
<b>53</b>	<b>Real estate &amp; rental &amp; leasing .....</b>	<b>3</b>	<b>5</b>	<b>20</b>	<b>3</b>	<b>3</b>	<b>—</b>	<b>—</b>	<b>—</b>	<b>—</b>	<b>—</b>	<b>—</b>	<b>—</b>	<b>—</b>
<b>54</b>	<b>Professional, scientific &amp; technical services .....</b>	<b>34</b>	<b>133</b>	<b>595</b>	<b>10</b>	<b>8</b>	<b>1</b>	<b>1</b>	<b>—</b>	<b>—</b>	<b>—</b>	<b>—</b>	<b>—</b>	<b>—</b>
<b>56</b>	<b>Admin, support, waste mgt, remediation services .....</b>	<b>(A)</b>	<b>(D)</b>	<b>(D)</b>	<b>2</b>	<b>—</b>	<b>2</b>	<b>—</b>	<b>—</b>	<b>—</b>	<b>—</b>	<b>—</b>	<b>—</b>	<b>—</b>
<b>61</b>	<b>Educational services .....</b>	<b>(E)</b>	<b>(D)</b>	<b>(D)</b>	<b>1</b>	<b>—</b>	<b>—</b>	<b>—</b>	<b>—</b>	<b>—</b>	<b>—</b>	<b>1</b>	<b>—</b>	<b>—</b>
611	Educational services .....	(E)	(D)	(D)	1	—	—	—	—	—	—	1	—	—
6113	Colleges, universities & professional schools ..	(E)	(D)	(D)	1	—	—	—	—	—	—	1	—	—
61131	Colleges, universities & professional schools ..	(E)	(D)	(D)	1	—	—	—	—	—	—	1	—	—

Note: Employment-size classes are indicated as follows: A—0 to 19; B—20 to 99; C—100 to 249; E—250 to 499; F—500 to 999; G—1,000 to 2,499; H—2,500 to 4,999; I—5,000 to 9,999; J—10,000 to 24,999; K—25,000 to 49,999; L—50,000 to 99,999; M—100,000 or more.



**Table 6. Counties—Employees, Payroll, and Establishments by Industry: 1999—Con.**

[Excludes most government employees, railroad employees, and self-employed persons. Size class 1 to 4 includes establishments with payroll, but no employees, during mid-March pay period. (D) denotes figures withheld to avoid disclosing data for individual companies; the data are included in broader industry totals. Detailed industries with 100 or more employees are shown if industry was not a (D). For explanation of terms, abbreviations, and data reliability/comparability, see introductory text]

NAICS code	Industry	Number of employees for week including March 12	Payroll (\$1,000)		Total number of establishments	Number of establishments by employment-size class								
			First quarter	Annual		1 to 4	5 to 9	10 to 19	20 to 49	50 to 99	100 to 249	250 to 499	500 to 999	1,000 or more
<b>DICKEY—Con.</b>														
<b>62</b>	<b>Health care and social assistance</b> .....	<b>446</b>	<b>1 824</b>	<b>8 022</b>	<b>20</b>	<b>10</b>	<b>6</b>	—	<b>1</b>	<b>1</b>	<b>2</b>	—	—	—
622	Hospitals .....	(C)	(D)	(D)	1	—	—	—	—	—	1	—	—	—
6221	General medical & surgical hospitals .....	(C)	(D)	(D)	1	—	—	—	—	—	1	—	—	—
62211	General medical & surgical hospitals .....	(C)	(D)	(D)	1	—	—	—	—	—	1	—	—	—
623	Nursing & residential care facilities .....	(C)	(D)	(D)	3	—	1	—	—	1	1	—	—	—
6231	Nursing care facilities .....	(C)	(D)	(D)	2	—	—	—	—	1	1	—	—	—
62311	Nursing care facilities .....	(C)	(D)	(D)	2	—	—	—	—	1	1	—	—	—
<b>71</b>	<b>Arts, entertainment &amp; recreation</b> .....	<b>4</b>	<b>5</b>	<b>101</b>	<b>6</b>	<b>6</b>	—	—	—	—	—	—	—	—
<b>72</b>	<b>Accommodation &amp; food services</b> .....	<b>136</b>	<b>172</b>	<b>684</b>	<b>21</b>	<b>12</b>	<b>4</b>	<b>4</b>	<b>1</b>	—	—	—	—	—
722	Food services & drinking places .....	130	165	635	18	9	4	4	1	—	—	—	—	—
<b>81</b>	<b>Other services (except public administration)</b> .....	<b>82</b>	<b>179</b>	<b>754</b>	<b>30</b>	<b>25</b>	<b>3</b>	<b>2</b>	—	—	—	—	—	—
<b>95</b>	<b>Auxiliaries (exc corporate, subsidiary &amp; regional mgt)</b> .....	<b>(A)</b>	<b>(D)</b>	<b>(D)</b>	<b>1</b>	—	<b>1</b>	—	—	—	—	—	—	—
<b>99</b>	<b>Unclassified establishments</b> .....	<b>(A)</b>	<b>(D)</b>	<b>(D)</b>	<b>2</b>	<b>2</b>	—	—	—	—	—	—	—	—
<b>DIVIDE</b>														
	<b>Total</b> .....	<b>576</b>	<b>1 707</b>	<b>7 348</b>	<b>85</b>	<b>62</b>	<b>11</b>	<b>8</b>	<b>2</b>	<b>1</b>	<b>1</b>	—	—	—
<b>11</b>	<b>Forestry, fishing, hunting, and agriculture support</b> .....	<b>3</b>	<b>7</b>	<b>127</b>	<b>4</b>	<b>4</b>	—	—	—	—	—	—	—	—
<b>21</b>	<b>Mining</b> .....	<b>(A)</b>	<b>(D)</b>	<b>(D)</b>	<b>1</b>	—	<b>1</b>	—	—	—	—	—	—	—
<b>22</b>	<b>Utilities</b> .....	<b>(A)</b>	<b>(D)</b>	<b>(D)</b>	<b>1</b>	<b>1</b>	—	—	—	—	—	—	—	—
<b>23</b>	<b>Construction</b> .....	<b>8</b>	<b>27</b>	<b>154</b>	<b>4</b>	<b>3</b>	<b>1</b>	—	—	—	—	—	—	—
<b>31-33</b>	<b>Manufacturing</b> .....	<b>(A)</b>	<b>(D)</b>	<b>(D)</b>	<b>1</b>	<b>1</b>	—	—	—	—	—	—	—	—
<b>42</b>	<b>Wholesale trade</b> .....	<b>50</b>	<b>245</b>	<b>1 238</b>	<b>8</b>	<b>4</b>	<b>2</b>	<b>2</b>	—	—	—	—	—	—
<b>44-45</b>	<b>Retail trade</b> .....	<b>72</b>	<b>177</b>	<b>708</b>	<b>14</b>	<b>11</b>	—	<b>2</b>	<b>1</b>	—	—	—	—	—
<b>48-49</b>	<b>Transportation &amp; warehousing</b> .....	<b>(A)</b>	<b>(D)</b>	<b>(D)</b>	<b>2</b>	<b>1</b>	<b>1</b>	—	—	—	—	—	—	—
<b>51</b>	<b>Information</b> .....	<b>(B)</b>	<b>(D)</b>	<b>(D)</b>	<b>3</b>	<b>2</b>	—	<b>1</b>	—	—	—	—	—	—
<b>52</b>	<b>Finance &amp; insurance</b> .....	<b>33</b>	<b>162</b>	<b>756</b>	<b>6</b>	<b>4</b>	<b>1</b>	<b>1</b>	—	—	—	—	—	—
<b>53</b>	<b>Real estate &amp; rental &amp; leasing</b> .....	<b>9</b>	<b>8</b>	<b>34</b>	<b>4</b>	<b>4</b>	—	—	—	—	—	—	—	—
<b>54</b>	<b>Professional, scientific &amp; technical services</b> .....	<b>13</b>	<b>39</b>	<b>134</b>	<b>4</b>	<b>3</b>	<b>1</b>	—	—	—	—	—	—	—
<b>56</b>	<b>Admin, support, waste mgt, remediation services</b> .....	<b>8</b>	<b>20</b>	<b>124</b>	<b>4</b>	<b>4</b>	—	—	—	—	—	—	—	—
<b>62</b>	<b>Health care and social assistance</b> .....	<b>(E)</b>	<b>(D)</b>	<b>(D)</b>	<b>6</b>	<b>3</b>	—	—	<b>1</b>	<b>1</b>	<b>1</b>	—	—	—
623	Nursing & residential care facilities .....	(C)	(D)	(D)	2	—	—	—	1	—	1	—	—	—
6231	Nursing care facilities .....	(C)	(D)	(D)	1	—	—	—	—	—	1	—	—	—
62311	Nursing care facilities .....	(C)	(D)	(D)	1	—	—	—	—	—	1	—	—	—
<b>71</b>	<b>Arts, entertainment &amp; recreation</b> .....	<b>16</b>	<b>16</b>	<b>67</b>	<b>3</b>	<b>2</b>	—	<b>1</b>	—	—	—	—	—	—
<b>72</b>	<b>Accommodation &amp; food services</b> .....	<b>39</b>	<b>41</b>	<b>189</b>	<b>8</b>	<b>5</b>	<b>2</b>	<b>1</b>	—	—	—	—	—	—
<b>81</b>	<b>Other services (except public administration)</b> .....	<b>31</b>	<b>63</b>	<b>285</b>	<b>12</b>	<b>10</b>	<b>2</b>	—	—	—	—	—	—	—
<b>DUNN</b>														
	<b>Total</b> .....	<b>612</b>	<b>2 510</b>	<b>11 811</b>	<b>84</b>	<b>61</b>	<b>13</b>	<b>3</b>	<b>4</b>	<b>2</b>	<b>1</b>	—	—	—
<b>11</b>	<b>Forestry, fishing, hunting, and agriculture support</b> .....	<b>(A)</b>	<b>(D)</b>	<b>(D)</b>	<b>1</b>	<b>1</b>	—	—	—	—	—	—	—	—
<b>21</b>	<b>Mining</b> .....	<b>(B)</b>	<b>(D)</b>	<b>(D)</b>	<b>5</b>	<b>2</b>	<b>2</b>	—	—	<b>1</b>	—	—	—	—
<b>22</b>	<b>Utilities</b> .....	<b>(A)</b>	<b>(D)</b>	<b>(D)</b>	<b>2</b>	<b>2</b>	—	—	—	—	—	—	—	—
<b>23</b>	<b>Construction</b> .....	<b>19</b>	<b>90</b>	<b>414</b>	<b>9</b>	<b>7</b>	<b>2</b>	—	—	—	—	—	—	—
<b>31-33</b>	<b>Manufacturing</b> .....	<b>(B)</b>	<b>(D)</b>	<b>(D)</b>	<b>1</b>	—	—	—	—	<b>1</b>	—	—	—	—
<b>42</b>	<b>Wholesale trade</b> .....	<b>36</b>	<b>142</b>	<b>627</b>	<b>8</b>	<b>5</b>	<b>2</b>	<b>1</b>	—	—	—	—	—	—
<b>44-45</b>	<b>Retail trade</b> .....	<b>115</b>	<b>353</b>	<b>1 725</b>	<b>15</b>	<b>9</b>	<b>2</b>	<b>2</b>	<b>2</b>	—	—	—	—	—
<b>48-49</b>	<b>Transportation &amp; warehousing</b> .....	<b>(B)</b>	<b>(D)</b>	<b>(D)</b>	<b>7</b>	<b>6</b>	<b>1</b>	—	—	—	—	—	—	—
<b>51</b>	<b>Information</b> .....	<b>(A)</b>	<b>(D)</b>	<b>(D)</b>	<b>1</b>	—	<b>1</b>	—	—	—	—	—	—	—
<b>52</b>	<b>Finance &amp; insurance</b> .....	<b>(B)</b>	<b>(D)</b>	<b>(D)</b>	<b>5</b>	<b>3</b>	<b>1</b>	—	<b>1</b>	—	—	—	—	—
<b>53</b>	<b>Real estate &amp; rental &amp; leasing</b> .....	<b>(A)</b>	<b>(D)</b>	<b>(D)</b>	<b>1</b>	<b>1</b>	—	—	—	—	—	—	—	—
<b>54</b>	<b>Professional, scientific &amp; technical services</b> .....	<b>3</b>	<b>4</b>	<b>16</b>	<b>3</b>	<b>3</b>	—	—	—	—	—	—	—	—
<b>56</b>	<b>Admin, support, waste mgt, remediation services</b> .....	<b>(A)</b>	<b>(D)</b>	<b>(D)</b>	<b>2</b>	<b>2</b>	—	—	—	—	—	—	—	—
<b>62</b>	<b>Health care and social assistance</b> .....	<b>(C)</b>	<b>(D)</b>	<b>(D)</b>	<b>2</b>	<b>1</b>	—	—	—	—	<b>1</b>	—	—	—
623	Nursing & residential care facilities .....	(C)	(D)	(D)	1	—	—	—	—	—	1	—	—	—
6231	Nursing care facilities .....	(C)	(D)	(D)	1	—	—	—	—	—	1	—	—	—
62311	Nursing care facilities .....	(C)	(D)	(D)	1	—	—	—	—	—	1	—	—	—
<b>71</b>	<b>Arts, entertainment &amp; recreation</b> .....	<b>(A)</b>	<b>(D)</b>	<b>(D)</b>	<b>1</b>	<b>1</b>	—	—	—	—	—	—	—	—
<b>72</b>	<b>Accommodation &amp; food services</b> .....	<b>38</b>	<b>53</b>	<b>208</b>	<b>7</b>	<b>5</b>	<b>1</b>	—	<b>1</b>	—	—	—	—	—

Note: Employment-size classes are indicated as follows: A—0 to 19; B—20 to 99; C—100 to 249; E—250 to 499; F—500 to 999; G—1,000 to 2,499; H—2,500 to 4,999; I—5,000 to 9,999; J—10,000 to 24,999; K—25,000 to 49,999; L—50,000 to 99,999; M—100,000 or more.

**Table 6. Counties—Employees, Payroll, and Establishments by Industry: 1999—Con.**

[Excludes most government employees, railroad employees, and self-employed persons. Size class 1 to 4 includes establishments with payroll, but no employees, during mid-March pay period. (D) denotes figures withheld to avoid disclosing data for individual companies; the data are included in broader industry totals. Detailed industries with 100 or more employees are shown if industry was not a (D). For explanation of terms, abbreviations, and data reliability/comparability, see introductory text]

NAICS code	Industry	Number of employees for week including March 12	Payroll (\$1,000)		Total number of establishments	Number of establishments by employment-size class									
			First quarter	Annual		1 to 4	5 to 9	10 to 19	20 to 49	50 to 99	100 to 249	250 to 499	500 to 999	1,000 or more	
<b>DUNN—Con.</b>															
81	Other services (except public administration)	22	32	133	11	10	1	—	—	—	—	—	—	—	
99	Unclassified establishments	2	2	18	3	3	—	—	—	—	—	—	—	—	
<b>EDDY</b>															
	<b>Total</b>	<b>512</b>	<b>1 800</b>	<b>8 316</b>	<b>85</b>	<b>57</b>	<b>15</b>	<b>9</b>	<b>3</b>	<b>—</b>	<b>1</b>	<b>—</b>	<b>—</b>	<b>—</b>	
11	Forestry, fishing, hunting, and agriculture support	(A)	(D)	(D)	1	1	—	—	—	—	—	—	—	—	
21	Mining	(A)	(D)	(D)	1	1	—	—	—	—	—	—	—	—	
22	Utilities	(A)	(D)	(D)	1	1	—	—	—	—	—	—	—	—	
23	Construction	7	17	80	4	4	—	—	—	—	—	—	—	—	
31-33	Manufacturing	(B)	(D)	(D)	3	2	—	—	1	—	—	—	—	—	
42	Wholesale trade	47	243	1 164	8	2	5	1	—	—	—	—	—	—	
44-45	Retail trade	66	189	929	11	7	1	2	1	—	—	—	—	—	
48-49	Transportation & warehousing	(A)	(D)	(D)	3	2	—	1	—	—	—	—	—	—	
51	Information	(A)	(D)	(D)	1	—	1	—	—	—	—	—	—	—	
52	Finance & insurance	23	96	413	5	3	1	1	—	—	—	—	—	—	
53	Real estate & rental & leasing	(A)	(D)	(D)	2	2	—	—	—	—	—	—	—	—	
54	Professional, scientific & technical services	9	38	134	6	6	—	—	—	—	—	—	—	—	
62	Health care and social assistance	173	663	3 075	6	1	2	1	1	—	1	—	—	—	
623	Nursing & residential care facilities	(C)	(D)	(D)	3	—	2	—	—	—	1	—	—	—	
6231	Nursing care facilities	(C)	(D)	(D)	1	—	—	—	—	—	1	—	—	—	
62311	Nursing care facilities	(C)	(D)	(D)	1	—	—	—	—	—	1	—	—	—	
71	Arts, entertainment & recreation	(A)	(D)	(D)	2	2	—	—	—	—	—	—	—	—	
72	Accommodation & food services	62	76	362	12	6	4	2	—	—	—	—	—	—	
81	Other services (except public administration)	43	99	452	18	16	1	1	—	—	—	—	—	—	
99	Unclassified establishments	(A)	(D)	(D)	1	1	—	—	—	—	—	—	—	—	
<b>EMMONS</b>															
	<b>Total</b>	<b>1 219</b>	<b>6 944</b>	<b>28 081</b>	<b>153</b>	<b>103</b>	<b>26</b>	<b>13</b>	<b>7</b>	<b>—</b>	<b>4</b>	<b>—</b>	<b>—</b>	<b>—</b>	
11	Forestry, fishing, hunting, and agriculture support	(A)	(D)	(D)	2	2	—	—	—	—	—	—	—	—	
22	Utilities	(B)	(D)	(D)	2	1	—	—	1	—	—	—	—	—	
23	Construction	95	325	2 211	17	10	3	3	1	—	—	—	—	—	
31-33	Manufacturing	(B)	(D)	(D)	4	—	4	—	—	—	—	—	—	—	
42	Wholesale trade	62	187	787	10	4	5	—	1	—	—	—	—	—	
44-45	Retail trade	203	598	2 778	35	22	6	5	2	—	—	—	—	—	
48-49	Transportation & warehousing	(B)	(D)	(D)	8	7	—	1	—	—	—	—	—	—	
51	Information	(A)	(D)	(D)	1	—	—	1	—	—	—	—	—	—	
52	Finance & insurance	81	615	2 431	10	6	1	2	1	—	—	—	—	—	
53	Real estate & rental & leasing	(A)	(D)	(D)	1	1	—	—	—	—	—	—	—	—	
54	Professional, scientific & technical services	22	41	140	12	11	1	—	—	—	—	—	—	—	
55	Management of companies & enterprises	(C)	(D)	(D)	1	—	—	—	—	—	1	—	—	—	
551	Management of companies & enterprises	(C)	(D)	(D)	1	—	—	—	—	—	1	—	—	—	
55111	Management of companies & enterprises	(C)	(D)	(D)	1	—	—	—	—	—	1	—	—	—	
56	Admin, support, waste mgt, remediation services	(C)	(D)	(D)	5	4	—	—	—	—	1	—	—	—	
561	Administrative & support services	(C)	(D)	(D)	2	1	—	—	—	—	1	—	—	—	
5615	Travel arrangement & reservation services	(C)	(D)	(D)	1	—	—	—	—	—	1	—	—	—	
56151	Travel agencies	(C)	(D)	(D)	1	—	—	—	—	—	1	—	—	—	
61	Educational services	(A)	(D)	(D)	2	1	1	—	—	—	—	—	—	—	
62	Health care and social assistance	253	906	3 238	7	3	2	—	—	—	2	—	—	—	
622	Hospitals	(C)	(D)	(D)	1	—	—	—	—	—	1	—	—	—	
6221	General medical & surgical hospitals	(C)	(D)	(D)	1	—	—	—	—	—	1	—	—	—	
62211	General medical & surgical hospitals	(C)	(D)	(D)	1	—	—	—	—	—	1	—	—	—	
623	Nursing & residential care facilities	(C)	(D)	(D)	1	—	—	—	—	—	1	—	—	—	
6231	Nursing care facilities	(C)	(D)	(D)	1	—	—	—	—	—	1	—	—	—	
62311	Nursing care facilities	(C)	(D)	(D)	1	—	—	—	—	—	1	—	—	—	
71	Arts, entertainment & recreation	(A)	(D)	(D)	2	1	1	—	—	—	—	—	—	—	
72	Accommodation & food services	68	101	498	16	13	1	1	1	—	—	—	—	—	
81	Other services (except public administration)	25	71	293	13	12	1	—	—	—	—	—	—	—	
99	Unclassified establishments	3	6	44	5	5	—	—	—	—	—	—	—	—	

Note: Employment-size classes are indicated as follows: A—0 to 19; B—20 to 99; C—100 to 249; E—250 to 499; F—500 to 999; G—1,000 to 2,499; H—2,500 to 4,999; I—5,000 to 9,999; J—10,000 to 24,999; K—25,000 to 49,999; L—50,000 to 99,999; M—100,000 or more.

**Table 6. Counties—Employees, Payroll, and Establishments by Industry: 1999—Con.**

[Excludes most government employees, railroad employees, and self-employed persons. Size class 1 to 4 includes establishments with payroll, but no employees, during mid-March pay period. (D) denotes figures withheld to avoid disclosing data for individual companies; the data are included in broader industry totals. Detailed industries with 100 or more employees are shown if industry was not a (D). For explanation of terms, abbreviations, and data reliability/comparability, see introductory text]

NAICS code	Industry	Number of employees for week including March 12	Payroll (\$1,000)		Total number of establishments	Number of establishments by employment-size class								
			First quarter	Annual		1 to 4	5 to 9	10 to 19	20 to 49	50 to 99	100 to 249	250 to 499	500 to 999	1,000 or more
<b>FOSTER</b>														
	<b>Total</b> .....	<b>1 586</b>	<b>7 250</b>	<b>29 462</b>	<b>153</b>	<b>98</b>	<b>28</b>	<b>14</b>	<b>8</b>	<b>3</b>	<b>1</b>	<b>1</b>		
22	Utilities .....	(B)	(D)	(D)	2	1	—	—	—	1	—	—	—	—
23	Construction .....	59	219	1 346	17	12	3	2	—	—	—	—	—	—
31-33	Manufacturing .....	(E)	(D)	(D)	5	1	2	1	—	—	—	1	—	—
311	Food mfg .....	(E)	(D)	(D)	2	—	—	1	—	—	—	1	—	—
3118	Bakeries & tortilla mfg .....	(E)	(D)	(D)	1	—	—	—	—	—	—	1	—	—
31182	Cookie, cracker & pasta mfg .....	(E)	(D)	(D)	1	—	—	—	—	—	—	1	—	—
42	Wholesale trade .....	92	577	2 540	16	11	2	2	1	—	—	—	—	—
44-45	Retail trade .....	254	929	3 642	28	14	6	4	4	—	—	—	—	—
48-49	Transportation & warehousing .....	26	99	441	7	6	—	1	—	—	—	—	—	—
51	Information .....	(B)	(D)	(D)	2	—	1	—	1	—	—	—	—	—
52	Finance & insurance .....	37	292	937	9	7	1	1	—	—	—	—	—	—
53	Real estate & rental & leasing .....	6	20	94	6	6	—	—	—	—	—	—	—	—
54	Professional, scientific & technical services .....	13	54	191	6	6	—	—	—	—	—	—	—	—
56	Admin, support, waste mgt, remediation services .....	(A)	(D)	(D)	2	2	—	—	—	—	—	—	—	—
62	Health care and social assistance .....	368	1 441	5 584	14	8	3	—	1	1	1	—	—	—
622	Hospitals .....	(C)	(D)	(D)	1	—	—	—	—	—	1	—	—	—
6221	General medical & surgical hospitals .....	(C)	(D)	(D)	1	—	—	—	—	—	1	—	—	—
62211	General medical & surgical hospitals .....	(C)	(D)	(D)	1	—	—	—	—	—	1	—	—	—
71	Arts, entertainment & recreation .....	(A)	(D)	(D)	1	1	—	—	—	—	—	—	—	—
72	Accommodation & food services .....	165	210	1 066	12	3	5	2	1	1	—	—	—	—
81	Other services (except public administration) .....	78	220	993	24	18	5	1	—	—	—	—	—	—
99	Unclassified establishments .....	(A)	(D)	(D)	2	2	—	—	—	—	—	—	—	—
<b>GOLDEN VALLEY</b>														
	<b>Total</b> .....	<b>451</b>	<b>1 682</b>	<b>6 991</b>	<b>78</b>	<b>54</b>	<b>11</b>	<b>9</b>	<b>3</b>	<b>—</b>	<b>1</b>	<b>—</b>	<b>—</b>	<b>—</b>
22	Utilities .....	(A)	(D)	(D)	1	1	—	—	—	—	—	—	—	—
23	Construction .....	9	20	113	7	7	—	—	—	—	—	—	—	—
31-33	Manufacturing .....	(A)	(D)	(D)	2	1	1	—	—	—	—	—	—	—
42	Wholesale trade .....	65	350	1 493	5	1	—	3	1	—	—	—	—	—
44-45	Retail trade .....	92	283	1 220	19	14	1	3	1	—	—	—	—	—
48-49	Transportation & warehousing .....	(A)	(D)	(D)	1	—	1	—	—	—	—	—	—	—
51	Information .....	(A)	(D)	(D)	1	—	1	—	—	—	—	—	—	—
52	Finance & insurance .....	27	177	675	8	5	3	—	—	—	—	—	—	—
54	Professional, scientific & technical services .....	14	54	216	6	4	2	—	—	—	—	—	—	—
56	Admin, support, waste mgt, remediation services .....	(A)	(D)	(D)	3	3	—	—	—	—	—	—	—	—
62	Health care and social assistance .....	(C)	(D)	(D)	7	4	1	1	—	—	1	—	—	—
623	Nursing & residential care facilities .....	(C)	(D)	(D)	2	—	—	1	—	—	1	—	—	—
6239	Other residential care facilities .....	(C)	(D)	(D)	1	—	—	—	—	—	1	—	—	—
62399	Other residential care facilities .....	(C)	(D)	(D)	1	—	—	—	—	—	1	—	—	—
72	Accommodation & food services .....	37	63	275	6	4	—	1	1	—	—	—	—	—
81	Other services (except public administration) .....	31	76	338	11	9	1	1	—	—	—	—	—	—
99	Unclassified establishments .....	(A)	(D)	(D)	1	1	—	—	—	—	—	—	—	—
<b>GRAND FORKS</b>														
	<b>Total</b> .....	<b>27 334</b>	<b>139 956</b>	<b>630 210</b>	<b>1 798</b>	<b>829</b>	<b>396</b>	<b>283</b>	<b>198</b>	<b>57</b>	<b>28</b>	<b>5</b>	<b>1</b>	<b>1</b>
11	Forestry, fishing, hunting, and agriculture support .....	(B)	(D)	(D)	11	9	1	—	1	—	—	—	—	—
21	Mining .....	(E)	(D)	(D)	4	3	—	—	—	—	—	1	—	—
212	Mining (except oil & gas) .....	(E)	(D)	(D)	2	1	—	—	—	—	—	1	—	—
2123	Nonmetallic mineral mining & quarrying .....	(E)	(D)	(D)	2	1	—	—	—	—	—	1	—	—
21232	Sand, gravel, clay, refractory minerals mining .....	(E)	(D)	(D)	2	1	—	—	—	—	—	1	—	—
22	Utilities .....	306	4 234	16 803	5	—	2	—	1	1	1	—	—	—
221	Utilities .....	306	4 234	16 803	5	—	2	—	1	1	1	—	—	—
2211	Elec pwr generation, transmsn & distribution .....	(E)	(D)	(D)	3	—	—	—	1	1	1	—	—	—
22112	Electric pwr transmsn, control & distribution .....	(E)	(D)	(D)	3	—	—	—	1	1	1	—	—	—

Note: Employment-size classes are indicated as follows: A—0 to 19; B—20 to 99; C—100 to 249; E—250 to 499; F—500 to 999; G—1,000 to 2,499; H—2,500 to 4,999; I—5,000 to 9,999; J—10,000 to 24,999; K—25,000 to 49,999; L—50,000 to 99,999; M—100,000 or more.

**Table 6. Counties—Employees, Payroll, and Establishments by Industry: 1999—Con.**

[Excludes most government employees, railroad employees, and self-employed persons. Size class 1 to 4 includes establishments with payroll, but no employees, during mid-March pay period. (D) denotes figures withheld to avoid disclosing data for individual companies; the data are included in broader industry totals. Detailed industries with 100 or more employees are shown if industry was not a (D). For explanation of terms, abbreviations, and data reliability/comparability, see introductory text]

NAICS code	Industry	Number of employees for week including March 12	Payroll (\$1,000)		Total number of establishments	Number of establishments by employment-size class									
			First quarter	Annual		1 to 4	5 to 9	10 to 19	20 to 49	50 to 99	100 to 249	250 to 499	500 to 999	1,000 or more	
<b>GRAND FORKS—Con.</b>															
<b>23</b>	<b>Construction</b>	<b>1 998</b>	<b>13 634</b>	<b>76 307</b>	<b>185</b>	<b>95</b>	<b>27</b>	<b>35</b>	<b>20</b>	<b>8</b>	—	—	—	—	
233	Building, developing & general contracting	509	3 608	16 885	54	28	7	13	5	1	—	—	—	—	
2332	Residential building construction	(E)	(D)	(D)	43	26	6	8	3	—	—	—	—	—	
23321	Single-family housing construction	299	1 906	8 486	42	26	5	8	3	—	—	—	—	—	
233210	Single-family housing construction	299	1 906	8 486	42	26	5	8	3	—	—	—	—	—	
2333	Nonresidential building construction	(C)	(D)	(D)	11	2	1	5	2	1	—	—	—	—	
23332	Commercial & institutional bldg construction	169	1 494	7 472	8	2	1	2	2	1	—	—	—	—	
233320	Commercial & institutional bldg construction	169	1 494	7 472	8	2	1	2	2	1	—	—	—	—	
234	Heavy construction	149	872	12 641	10	3	1	3	3	—	—	—	—	—	
235	Special trade contractors	1 340	9 154	46 781	121	64	19	19	12	7	—	—	—	—	
2351	Plumbing, heating & AC contractor	276	2 070	10 611	21	9	1	6	4	1	—	—	—	—	
23511	Plumbing, heating & AC contractor	276	2 070	10 611	21	9	1	6	4	1	—	—	—	—	
235110	Plumbing, heating & AC contractor	276	2 070	10 611	21	9	1	6	4	1	—	—	—	—	
2353	Electrical contractors	317	2 377	11 348	21	11	3	3	2	2	—	—	—	—	
23531	Electrical contractors	317	2 377	11 348	21	11	3	3	2	2	—	—	—	—	
235310	Electrical contractors	317	2 377	11 348	21	11	3	3	2	2	—	—	—	—	
2354	Masonry, drywall, insulation, tile contractors	107	841	4 859	18	9	4	5	—	—	—	—	—	—	
2356	Roofing, siding, & sheet metal contractors	255	1 557	7 714	11	4	1	—	4	2	—	—	—	—	
23561	Roofing, siding, & sheet metal contractors	255	1 557	7 714	11	4	1	—	4	2	—	—	—	—	
235610	Roofing, siding, & sheet metal contractors	255	1 557	7 714	11	4	1	—	4	2	—	—	—	—	
2359	Other special trade contractors	209	1 538	8 021	16	10	2	2	—	2	—	—	—	—	
23593	Excavation contractors	110	876	5 261	7	4	—	2	—	1	—	—	—	—	
235930	Excavation contractors	110	876	5 261	7	4	—	2	—	1	—	—	—	—	
<b>31-33</b>	<b>Manufacturing</b>	<b>1 875</b>	<b>11 166</b>	<b>48 110</b>	<b>57</b>	<b>26</b>	<b>7</b>	<b>9</b>	<b>9</b>	<b>1</b>	<b>3</b>	<b>1</b>	<b>1</b>	—	
311	Food mfg	758	4 414	17 521	9	3	1	1	2	—	1	—	1	—	
3114	Fruit & veg preserving & specialty food mfg	(F)	(D)	(D)	3	1	—	—	—	—	1	—	—	—	
31141	Frozen food mfg	(F)	(D)	(D)	1	—	—	—	—	—	—	—	1	—	
31142	Fruit & veg canning, pickling & drying	(C)	(D)	(D)	2	1	—	—	—	—	1	—	—	—	
327	Nonmetallic mineral product mfg	(C)	(D)	(D)	4	2	—	1	—	—	1	—	—	—	
3273	Cement & concrete product mfg	(C)	(D)	(D)	3	1	—	1	—	—	1	—	—	—	
32739	Other concrete product mfg	(C)	(D)	(D)	1	—	—	—	—	—	1	—	—	—	
336	Transportation equipment mfg	(E)	(D)	(D)	5	2	—	2	—	—	—	1	—	—	
3361	Motor vehicle mfg	(E)	(D)	(D)	1	—	—	—	—	—	—	1	—	—	
33612	Heavy duty truck mfg	(E)	(D)	(D)	1	—	—	—	—	—	—	1	—	—	
337	Furniture & related product mfg	204	1 054	4 220	5	2	—	—	2	—	1	—	—	—	
3371	HH & institutional furniture & kitchen cabinet mfg	(C)	(D)	(D)	4	2	—	—	1	—	1	—	—	—	
33712	Household & institutional furniture mfg	(C)	(D)	(D)	1	—	—	—	—	—	1	—	—	—	
<b>42</b>	<b>Wholesale trade</b>	<b>1 579</b>	<b>9 994</b>	<b>43 396</b>	<b>126</b>	<b>52</b>	<b>34</b>	<b>23</b>	<b>13</b>	<b>2</b>	<b>2</b>	—	—	—	
421	Wholesale trade, durable goods	771	4 892	21 646	61	25	16	10	9	—	1	—	—	—	
4214	Professional & commercial equip & supp whsle	114	751	3 020	7	—	2	3	2	—	—	—	—	—	
4218	Machinery, equipment & supplies whsle	493	3 021	13 507	26	12	3	4	6	—	1	—	—	—	
42182	Farm & garden machinery & equipment whsle	137	950	4 279	14	7	2	2	3	—	—	—	—	—	
421820	Farm & garden machinery & equipment whsle	137	950	4 279	14	7	2	2	3	—	—	—	—	—	
42183	Industrial machinery & equipment whsle	288	1 544	6 957	5	1	1	1	1	—	1	—	—	—	
421830	Industrial machinery & equipment whsle	288	1 544	6 957	5	1	1	1	1	—	1	—	—	—	
422	Wholesale trade, nondurable goods	808	5 102	21 750	65	27	18	13	4	2	1	—	—	—	
4224	Grocery & related product whsle	398	2 548	10 828	12	6	2	—	1	2	1	—	—	—	
42242	Packaged frozen food whsle	(C)	(D)	(D)	1	—	—	—	—	—	1	—	—	—	
42249	Other grocery & related products whsle	(C)	(D)	(D)	4	2	—	—	—	2	—	—	—	—	
4225	Farm product raw material whsle	108	783	3 555	20	10	6	4	—	—	—	—	—	—	
42251	Grain & field bean whsle	(C)	(D)	(D)	19	9	6	4	—	—	—	—	—	—	
<b>44-45</b>	<b>Retail trade</b>	<b>5 682</b>	<b>22 689</b>	<b>94 625</b>	<b>336</b>	<b>106</b>	<b>113</b>	<b>63</b>	<b>32</b>	<b>6</b>	<b>15</b>	<b>1</b>	—	—	
441	Motor vehicle & parts dealers	728	4 824	19 989	43	14	11	11	4	1	2	—	—	—	
4411	Automobile dealers	520	3 795	15 392	16	6	1	3	3	1	2	—	—	—	
44111	New car dealers	487	3 649	14 794	9	1	—	2	3	1	2	—	—	—	
441110	New car dealers	487	3 649	14 794	9	1	—	2	3	1	2	—	—	—	
4413	Automotive parts, accessories & tire stores	177	870	3 830	21	5	8	7	1	—	—	—	—	—	
44131	Automotive parts, accessories & tire stores	112	521	2 300	16	5	7	3	1	—	—	—	—	—	
441310	Automotive parts, accessories & tire stores	112	521	2 300	16	5	7	3	1	—	—	—	—	—	
442	Furniture & home furnishing stores	145	796	3 911	16	8	4	2	1	1	—	—	—	—	
4422	Home furnishings stores	(C)	(D)	(D)	13	6	4	2	—	1	—	—	—	—	
443	Electronics & appliance stores	115	660	2 514	15	7	5	—	3	—	—	—	—	—	
4431	Electronics & appliance stores	115	660	2 514	15	7	5	—	3	—	—	—	—	—	
444	Bldg material & garden equip & supp dealers	488	3 359	12 103	24	5	7	4	7	—	1	—	—	—	
4441	Building material & supplies dealers	384	2 691	8 972	16	4	5	1	5	—	1	—	—	—	
44411	Home centers	(C)	(D)	(D)	1	—	—	—	—	—	—	—	—	—	
44419	Other building material dealers	170	1 801	5 504	11	3	3	—	5	—	—	—	—	—	
444190	Other building material dealers	170	1 801	5 504	11	3	3	—	5	—	—	—	—	—	
4442	Lawn & garden equip & supplies stores	104	668	3 131	8	1	2	3	2	—	—	—	—	—	

Note: Employment-size classes are indicated as follows: A—0 to 19; B—20 to 99; C—100 to 249; E—250 to 499; F—500 to 999; G—1,000 to 2,499; H—2,500 to 4,999; I—5,000 to 9,999; J—10,000 to 24,999; K—25,000 to 49,999; L—50,000 to 99,999; M—100,000 or more.

**Table 6. Counties—Employees, Payroll, and Establishments by Industry: 1999—Con.**

[Excludes most government employees, railroad employees, and self-employed persons. Size class 1 to 4 includes establishments with payroll, but no employees, during mid-March pay period. (D) denotes figures withheld to avoid disclosing data for individual companies; the data are included in broader industry totals. Detailed industries with 100 or more employees are shown if industry was not a (D). For explanation of terms, abbreviations, and data reliability/comparability, see introductory text]

NAICS code	Industry	Number of employees for week including March 12	Payroll (\$1,000)		Total number of establishments	Number of establishments by employment-size class								
			First quarter	Annual		1 to 4	5 to 9	10 to 19	20 to 49	50 to 99	100 to 249	250 to 499	500 to 999	1,000 or more
<b>GRAND FORKS—Con.</b>														
<b>44-45 Retail trade—Con.</b>														
445	Food & beverage stores .....	893	2 571	11 471	30	7	11	4	1	2	5	—	—	—
4451	Grocery stores .....	(F)	(D)	(D)	14	3	3	1	1	1	5	—	—	—
44511	Grocery (except convenience) stores .....	710	2 073	9 385	13	3	2	1	1	1	5	—	—	—
445110	Grocery (except convenience) stores .....	710	2 073	9 385	13	3	2	1	1	1	5	—	—	—
4453	Beer, wine & liquor stores .....	147	380	1 608	10	2	4	3	—	1	—	—	—	—
44531	Beer, wine & liquor stores .....	147	380	1 608	10	2	4	3	—	1	—	—	—	—
445310	Beer, wine & liquor stores .....	147	380	1 608	10	2	4	3	—	1	—	—	—	—
446	Health & personal care stores .....	184	751	3 614	28	8	15	4	1	—	—	—	—	—
4461	Health & personal care stores .....	184	751	3 614	28	8	15	4	1	—	—	—	—	—
447	Gasoline stations .....	363	1 099	4 655	36	9	12	11	4	—	—	—	—	—
4471	Gasoline stations .....	363	1 099	4 655	36	9	12	11	4	—	—	—	—	—
44711	Gasoline stations with convenience stores .....	245	680	3 007	23	2	10	9	2	—	—	—	—	—
447110	Gasoline stations with convenience stores .....	245	680	3 007	23	2	10	9	2	—	—	—	—	—
44719	Other gasoline stations .....	118	419	1 648	13	7	2	2	2	—	—	—	—	—
447190	Other gasoline stations .....	118	419	1 648	13	7	2	2	2	—	—	—	—	—
448	Clothing & clothing accessories stores .....	386	1 070	4 484	50	14	23	11	2	—	—	—	—	—
4481	Clothing stores .....	270	640	2 710	31	7	14	8	2	—	—	—	—	—
44814	Family clothing stores .....	110	217	987	8	1	2	3	2	—	—	—	—	—
448140	Family clothing stores .....	110	217	987	8	1	2	3	2	—	—	—	—	—
451	Sporting goods, hobby, book & music stores .....	279	850	3 709	24	8	9	5	1	1	—	—	—	—
4511	Sporting goods, hobby, musical instrument stores .....	172	614	2 666	13	5	4	3	—	1	—	—	—	—
45111	Sporting goods stores .....	(C)	(D)	(D)	4	2	—	1	—	1	—	—	—	—
4512	Book, periodical & music stores .....	107	236	1 043	11	3	5	2	1	—	—	—	—	—
452	General merchandise stores .....	1 386	4 208	17 733	10	1	—	1	—	1	6	1	—	—
4521	Department stores .....	1 079	3 136	13 378	6	—	—	—	—	1	4	1	—	—
45211	Department stores .....	1 079	3 136	13 378	6	—	—	—	—	1	4	1	—	—
452110	Department stores .....	1 079	3 136	13 378	6	—	—	—	—	1	4	1	—	—
4529	Other general merchandise stores .....	307	1 072	4 355	4	1	—	1	—	—	2	—	—	—
45291	Warehouse clubs & superstores .....	(C)	(D)	(D)	1	—	—	—	—	—	1	—	—	—
45299	All other general merchandise stores .....	(C)	(D)	(D)	3	1	—	1	—	—	1	—	—	—
453	Miscellaneous store retailers .....	344	787	3 340	42	17	12	9	4	—	—	—	—	—
4532	Office supplies, stationery & gift stores .....	157	317	1 323	16	3	6	6	1	—	—	—	—	—
45322	Gift, novelty & souvenir stores .....	110	191	803	13	3	4	6	—	—	—	—	—	—
453220	Gift, novelty & souvenir stores .....	110	191	803	13	3	4	6	—	—	—	—	—	—
4539	Other miscellaneous store retailers .....	116	279	1 277	15	9	2	1	3	—	—	—	—	—
454	Nonstore retailers .....	371	1 714	7 102	18	8	4	1	4	—	1	—	—	—
4541	Electronic shopping & mail-order houses .....	(C)	(D)	(D)	4	1	—	1	1	—	1	—	—	—
45411	Electronic shopping & mail-order houses .....	(C)	(D)	(D)	4	1	—	1	1	—	1	—	—	—
4543	Direct selling establishments .....	(C)	(D)	(D)	12	6	3	—	3	—	—	—	—	—
<b>48-49</b>	<b>Transportation &amp; warehousing .....</b>	<b>600</b>	<b>3 959</b>	<b>15 436</b>	<b>80</b>	<b>48</b>	<b>13</b>	<b>12</b>	<b>5</b>	<b>2</b>	—	—	—	—
484	Truck transportation .....	389	2 421	8 827	60	39	8	10	2	1	—	—	—	—
4841	General freight trucking .....	171	1 092	5 036	34	21	7	4	2	—	—	—	—	—
48412	General freight trucking, long-distance .....	156	1 025	4 703	26	15	5	4	2	—	—	—	—	—
484121	General freight trucking, long-distance, TL .....	129	829	3 843	22	14	3	3	2	—	—	—	—	—
4842	Specialized freight trucking .....	218	1 329	3 791	26	18	1	6	—	1	—	—	—	—
48423	Specialized freight (exc used) trucking, LDist .....	131	927	2 042	12	9	—	2	—	1	—	—	—	—
484230	Specialized freight (exc used) trucking, LDist .....	131	927	2 042	12	9	—	2	—	1	—	—	—	—
<b>51</b>	<b>Information .....</b>	<b>568</b>	<b>3 513</b>	<b>15 048</b>	<b>32</b>	<b>15</b>	<b>6</b>	<b>4</b>	<b>5</b>	<b>1</b>	<b>1</b>	—	—	—
511	Publishing industries .....	(C)	(D)	(D)	2	—	—	1	—	—	1	—	—	—
5111	Newspaper, periodical, book, database publishers .....	(C)	(D)	(D)	2	—	—	1	—	—	1	—	—	—
51111	Newspaper publishers .....	(C)	(D)	(D)	1	—	—	—	—	—	1	—	—	—
513	Broadcasting & telecommunications .....	262	1 760	7 940	21	10	4	2	4	1	—	—	—	—
5131	Radio & television broadcasting .....	141	758	3 426	7	3	—	2	1	1	—	—	—	—
<b>52</b>	<b>Finance &amp; insurance .....</b>	<b>884</b>	<b>8 411</b>	<b>30 051</b>	<b>99</b>	<b>59</b>	<b>19</b>	<b>12</b>	<b>4</b>	<b>4</b>	<b>1</b>	—	—	—
522	Credit intermediation & related activities .....	550	4 796	17 041	36	10	13	7	3	2	1	—	—	—
5221	Depository credit intermediation .....	467	3 948	13 779	30	8	11	6	3	1	1	—	—	—
52211	Commercial banking .....	385	3 582	12 277	17	3	5	5	2	1	1	—	—	—
522110	Commercial banking .....	385	3 582	12 277	17	3	5	5	2	1	1	—	—	—
524	Insurance carriers & related activities .....	253	2 271	8 787	45	36	3	4	—	2	—	—	—	—
5241	Insurance carriers .....	112	1 083	4 352	10	5	1	3	—	1	—	—	—	—
5242	Agencies & other insurance related activities .....	141	1 188	4 435	35	31	2	1	—	1	—	—	—	—
52421	Insurance agencies & brokerages .....	(C)	(D)	(D)	33	30	1	1	—	1	—	—	—	—
<b>53</b>	<b>Real estate &amp; rental &amp; leasing .....</b>	<b>427</b>	<b>1 692</b>	<b>7 488</b>	<b>63</b>	<b>38</b>	<b>15</b>	<b>5</b>	<b>4</b>	<b>1</b>	—	—	—	—
531	Real estate .....	191	961	4 484	44	32	7	3	2	—	—	—	—	—
532	Rental & leasing services .....	236	731	3 004	19	6	8	2	2	1	—	—	—	—
5322	Consumer goods rental .....	156	308	1 256	10	4	4	—	1	1	—	—	—	—
53223	Video tape & disc rental .....	144	265	1 070	7	2	3	—	1	1	—	—	—	—
532230	Video tape & disc rental .....	144	265	1 070	7	2	3	—	1	1	—	—	—	—

Note: Employment-size classes are indicated as follows: A—0 to 19; B—20 to 99; C—100 to 249; E—250 to 499; F—500 to 999; G—1,000 to 2,499; H—2,500 to 4,999; I—5,000 to 9,999; J—10,000 to 24,999; K—25,000 to 49,999; L—50,000 to 99,999; M—100,000 or more.

**Table 6. Counties—Employees, Payroll, and Establishments by Industry: 1999—Con.**

[Excludes most government employees, railroad employees, and self-employed persons. Size class 1 to 4 includes establishments with payroll, but no employees, during mid-March pay period. (D) denotes figures withheld to avoid disclosing data for individual companies; the data are included in broader industry totals. Detailed industries with 100 or more employees are shown if industry was not a (D). For explanation of terms, abbreviations, and data reliability/comparability, see introductory text]

NAICS code	Industry	Number of employees for week including March 12	Payroll (\$1,000)		Total number of establishments	Number of establishments by employment-size class									
			First quarter	Annual		1 to 4	5 to 9	10 to 19	20 to 49	50 to 99	100 to 249	250 to 499	500 to 999	1,000 or more	
<b>GRAND FORKS—Con.</b>															
<b>54</b>	<b>Professional, scientific &amp; technical services</b>	<b>851</b>	<b>5 521</b>	<b>29 186</b>	<b>119</b>	<b>74</b>	<b>23</b>	<b>10</b>	<b>10</b>	<b>2</b>	—	—	—	—	
541	Professional, scientific & technical services	851	5 521	29 186	119	74	23	10	10	2	—	—	—	—	
5411	Legal services	234	1 471	7 542	41	27	5	6	3	—	—	—	—	—	
54111	Offices of lawyers	(C)	(D)	(D)	40	27	5	5	3	—	—	—	—	—	
5412	Accounting, tax prep, bookkeep, payroll services	181	1 339	6 668	16	9	4	—	2	1	—	—	—	—	
54121	Accounting, tax prep, bookkeep, payroll services	181	1 339	6 668	16	9	4	—	2	1	—	—	—	—	
541211	Offices of certified public accountants	127	1 199	6 304	9	4	3	—	1	1	—	—	—	—	
5413	Architectural, engineering & related services	275	2 056	11 427	24	10	6	3	4	1	—	—	—	—	
54133	Engineering services	179	1 345	7 596	10	3	2	1	3	1	—	—	—	—	
541330	Engineering services	179	1 345	7 596	10	3	2	1	3	1	—	—	—	—	
<b>55</b>	<b>Management of companies &amp; enterprises</b>	<b>202</b>	<b>1 841</b>	<b>7 592</b>	<b>8</b>	<b>4</b>	<b>1</b>	<b>1</b>	<b>1</b>	<b>—</b>	<b>1</b>	<b>—</b>	<b>—</b>	<b>—</b>	
551	Management of companies & enterprises	202	1 841	7 592	8	4	1	1	1	—	1	—	—	—	
5511	Management of companies & enterprises	202	1 841	7 592	8	4	1	1	1	—	1	—	—	—	
55111	Management of companies & enterprises	202	1 841	7 592	8	4	1	1	1	—	1	—	—	—	
<b>56</b>	<b>Admin, support, waste mgt, remediation services</b>	<b>707</b>	<b>3 332</b>	<b>16 870</b>	<b>102</b>	<b>65</b>	<b>21</b>	<b>7</b>	<b>7</b>	<b>2</b>	—	—	—	—	
561	Administrative & support services	658	3 052	15 590	96	62	19	7	6	2	—	—	—	—	
5611	Office administrative services	104	1 104	4 792	7	3	3	—	—	1	—	—	—	—	
56111	Office administrative services	104	1 104	4 792	7	3	3	—	—	1	—	—	—	—	
561110	Office administrative services	104	1 104	4 792	7	3	3	—	—	1	—	—	—	—	
5613	Employment services	(C)	(D)	(D)	3	—	1	—	1	1	—	—	—	—	
5617	Services to buildings & dwellings	169	406	2 176	48	36	8	3	1	—	—	—	—	—	
56172	Janitorial services	120	269	1 068	25	15	7	2	1	—	—	—	—	—	
561720	Janitorial services	120	269	1 068	25	15	7	2	1	—	—	—	—	—	
<b>61</b>	<b>Educational services</b>	<b>152</b>	<b>474</b>	<b>2 081</b>	<b>16</b>	<b>6</b>	<b>4</b>	<b>4</b>	<b>2</b>	—	—	—	—	—	
611	Educational services	152	474	2 081	16	6	4	4	2	—	—	—	—	—	
<b>62</b>	<b>Health care and social assistance</b>	<b>5 655</b>	<b>35 030</b>	<b>154 846</b>	<b>122</b>	<b>42</b>	<b>27</b>	<b>21</b>	<b>20</b>	<b>7</b>	<b>2</b>	<b>2</b>	—	<b>1</b>	
621	Ambulatory health care services	495	3 182	16 058	61	25	22	7	6	1	—	—	—	—	
6212	Offices of dentists	170	1 291	5 981	24	6	12	5	1	—	—	—	—	—	
62121	Offices of dentists	170	1 291	5 981	24	6	12	5	1	—	—	—	—	—	
621210	Offices of dentists	170	1 291	5 981	24	6	12	5	1	—	—	—	—	—	
622	Hospitals	(H)	(D)	(D)	3	—	—	—	—	—	1	1	—	1	
6221	General medical & surgical hospitals	(H)	(D)	(D)	3	—	—	—	—	—	1	1	—	1	
62211	General medical & surgical hospitals	(H)	(D)	(D)	3	—	—	—	—	—	1	1	—	1	
623	Nursing & residential care facilities	831	2 505	10 499	19	—	1	8	7	1	1	1	—	—	
6231	Nursing care facilities	(E)	(D)	(D)	3	—	—	—	—	1	1	1	—	—	
62311	Nursing care facilities	(E)	(D)	(D)	3	—	—	—	—	1	1	1	—	—	
6232	Residential mental retardation, health facil	(C)	(D)	(D)	12	—	1	7	4	—	—	—	—	—	
62321	Residential mental retardation facilities	(C)	(D)	(D)	12	—	1	7	4	—	—	—	—	—	
6233	Community care facilities for the elderly	126	399	1 561	3	—	—	—	3	—	—	—	—	—	
62331	Community care facilities for the elderly	126	399	1 561	3	—	—	—	3	—	—	—	—	—	
623312	Homes for the elderly	126	399	1 561	3	—	—	—	3	—	—	—	—	—	
624	Social assistance	(F)	(D)	(D)	39	17	4	6	7	5	—	—	—	—	
6241	Individual & family services	(E)	(D)	(D)	12	3	3	1	2	3	—	—	—	—	
62412	Services for elderly & disabled persons	162	449	1 879	5	1	2	—	—	2	—	—	—	—	
624120	Services for elderly & disabled persons	162	449	1 879	5	1	2	—	—	2	—	—	—	—	
62419	Other individual & family services	127	383	1 534	4	—	1	—	2	1	—	—	—	—	
624190	Other individual & family services	127	383	1 534	4	—	1	—	2	1	—	—	—	—	
6243	Vocational rehabilitation services	(C)	(D)	(D)	9	4	1	1	2	1	—	—	—	—	
62431	Vocational rehabilitation services	(C)	(D)	(D)	9	4	1	1	2	1	—	—	—	—	
6244	Child day care services	(C)	(D)	(D)	17	10	—	3	3	1	—	—	—	—	
62441	Child day care services	(C)	(D)	(D)	17	10	—	3	3	1	—	—	—	—	
<b>71</b>	<b>Arts, entertainment &amp; recreation</b>	<b>257</b>	<b>599</b>	<b>2 912</b>	<b>35</b>	<b>16</b>	<b>10</b>	<b>6</b>	<b>3</b>	—	—	—	—	—	
713	Amusement, gambling & recreation industries	218	506	2 467	27	11	9	4	3	—	—	—	—	—	
7139	Other amusement & recreation industries	153	380	1 862	20	9	7	2	2	—	—	—	—	—	
<b>72</b>	<b>Accommodation &amp; food services</b>	<b>3 680</b>	<b>6 956</b>	<b>30 652</b>	<b>180</b>	<b>46</b>	<b>24</b>	<b>40</b>	<b>51</b>	<b>18</b>	<b>1</b>	—	—	—	
721	Accommodation	721	1 338	6 114	41	18	1	9	9	4	—	—	—	—	
7211	Traveler accommodation	(F)	(D)	(D)	26	3	1	9	9	4	—	—	—	—	
72111	Hotels (exc casino hotels) & motels	(F)	(D)	(D)	26	3	1	9	9	4	—	—	—	—	
722	Food services & drinking places	2 959	5 618	24 538	139	28	23	31	42	14	1	—	—	—	
7221	Full-service restaurants	1 434	2 697	12 220	40	5	6	3	14	11	1	—	—	—	
72211	Full-service restaurants	1 434	2 697	12 220	40	5	6	3	14	11	1	—	—	—	
722110	Full-service restaurants	1 434	2 697	12 220	40	5	6	3	14	11	1	—	—	—	
7222	Limited-service eating places	1 147	2 106	8 832	68	13	12	17	23	3	—	—	—	—	
72221	Limited-service eating places	1 147	2 106	8 832	68	13	12	17	23	3	—	—	—	—	
722211	Limited-service restaurants	1 071	1 989	8 174	57	9	7	16	22	3	—	—	—	—	
7223	Special food services	105	266	1 226	4	1	—	1	2	—	—	—	—	—	
7224	Drinking places (alcoholic beverages)	273	549	2 260	27	9	5	10	3	—	—	—	—	—	
72241	Drinking places (alcoholic beverages)	273	549	2 260	27	9	5	10	3	—	—	—	—	—	
722410	Drinking places (alcoholic beverages)	273	549	2 260	27	9	5	10	3	—	—	—	—	—	

Note: Employment-size classes are indicated as follows: A—0 to 19; B—20 to 99; C—100 to 249; E—250 to 499; F—500 to 999; G—1,000 to 2,499; H—2,500 to 4,999; I—5,000 to 9,999; J—10,000 to 24,999; K—25,000 to 49,999; L—50,000 to 99,999; M—100,000 or more.

**Table 6. Counties—Employees, Payroll, and Establishments by Industry: 1999—Con.**

[Excludes most government employees, railroad employees, and self-employed persons. Size class 1 to 4 includes establishments with payroll, but no employees, during mid-March pay period. (D) denotes figures withheld to avoid disclosing data for individual companies; the data are included in broader industry totals. Detailed industries with 100 or more employees are shown if industry was not a (D). For explanation of terms, abbreviations, and data reliability/comparability, see introductory text]

NAICS code	Industry	Number of employees for week including March 12	Payroll (\$1,000)		Total number of establishments	Number of establishments by employment-size class								
			First quarter	Annual		1 to 4	5 to 9	10 to 19	20 to 49	50 to 99	100 to 249	250 to 499	500 to 999	1,000 or more
<b>GRAND FORKS—Con.</b>														
81	<b>Other services (except public administration)</b>	1 407	4 675	19 460	191	105	46	29	9	1	1	-	-	-
811	Repair & maintenance	363	1 650	6 897	58	33	14	9	1	1	-	-	-	-
8111	Automotive repair & maintenance	292	1 207	4 892	46	27	12	5	1	1	-	-	-	-
81119	Other automotive R&M	139	325	1 337	9	2	2	4	-	1	-	-	-	-
812	Personal & laundry services	338	1 186	5 071	50	25	13	9	3	-	-	-	-	-
8121	Personal care services	187	600	2 457	32	15	8	8	1	-	-	-	-	-
81211	Hair, nail & skin care services	169	566	2 353	28	12	8	7	1	-	-	-	-	-
81212	Beauty salons	169	566	2 353	28	12	8	7	1	-	-	-	-	-
813	Religious, grantmaking, civic, prof & like organizations	706	1 839	7 492	83	47	19	11	5	-	1	-	-	-
8131	Religious organizations	296	892	3 726	46	27	11	4	4	-	-	-	-	-
81311	Religious organizations	296	892	3 726	46	27	11	4	4	-	-	-	-	-
813110	Religious organizations	296	892	3 726	46	27	11	4	4	-	-	-	-	-
8134	Civic & social organizations	305	471	1 878	14	7	2	3	1	-	1	-	-	-
81341	Civic & social organizations	305	471	1 878	14	7	2	3	1	-	1	-	-	-
813410	Civic & social organizations	305	471	1 878	14	7	2	3	1	-	1	-	-	-
95	<b>Auxiliaries (exc corporate, subsidiary &amp; regional mgt)</b>	144	776	3 562	6	-	2	2	1	1	-	-	-	-
99	<b>Unclassified establishments</b>	(A)	(D)	(D)	21	20	1	-	-	-	-	-	-	-
<b>GRANT</b>														
	<b>Total</b>	454	1 581	6 874	84	58	15	7	2	2	-	-	-	-
11	Forestry, fishing, hunting, and agriculture support	(A)	(D)	(D)	1	1	-	-	-	-	-	-	-	-
22	Utilities	(A)	(D)	(D)	1	1	-	-	-	-	-	-	-	-
23	Construction	12	48	283	8	7	1	-	-	-	-	-	-	-
31-33	Manufacturing	(B)	(D)	(D)	3	-	1	2	-	-	-	-	-	-
42	Wholesale trade	56	236	1 027	9	3	5	1	-	-	-	-	-	-
44-45	Retail trade	71	240	1 051	15	11	2	1	1	-	-	-	-	-
48-49	Transportation & warehousing	(A)	(D)	(D)	4	3	1	-	-	-	-	-	-	-
51	Information	(A)	(D)	(D)	2	2	-	-	-	-	-	-	-	-
52	Finance & insurance	29	180	669	6	3	2	1	-	-	-	-	-	-
53	Real estate & rental & leasing	(A)	(D)	(D)	2	2	-	-	-	-	-	-	-	-
54	Professional, scientific & technical services	4	13	50	3	3	-	-	-	-	-	-	-	-
56	Admin, support, waste mgt, remediation services	(A)	(D)	(D)	1	1	-	-	-	-	-	-	-	-
62	Health care and social assistance	182	615	2 751	9	3	2	1	1	2	-	-	-	-
71	Arts, entertainment & recreation	(A)	(D)	(D)	1	1	-	-	-	-	-	-	-	-
72	Accommodation & food services	30	33	152	7	5	1	1	-	-	-	-	-	-
81	Other services (except public administration)	14	34	151	11	11	-	-	-	-	-	-	-	-
99	Unclassified establishments	(A)	(D)	(D)	1	1	-	-	-	-	-	-	-	-
<b>GRIGGS</b>														
	<b>Total</b>	951	4 178	17 544	114	80	12	11	7	3	1	-	-	-
11	Forestry, fishing, hunting, and agriculture support	(A)	(D)	(D)	1	-	-	1	-	-	-	-	-	-
23	Construction	6	7	57	9	9	-	-	-	-	-	-	-	-
31-33	Manufacturing	109	528	2 150	5	2	-	1	1	1	-	-	-	-
42	Wholesale trade	75	509	2 236	16	11	3	2	-	-	-	-	-	-
44-45	Retail trade	149	505	2 260	20	13	3	-	4	-	-	-	-	-
48-49	Transportation & warehousing	11	70	329	7	7	-	-	-	-	-	-	-	-
51	Information	20	191	758	3	1	1	1	-	-	-	-	-	-
52	Finance & insurance	(C)	(D)	(D)	5	3	-	1	-	1	-	-	-	-
522	Credit intermediation & related activities	(C)	(D)	(D)	3	1	-	1	-	1	-	-	-	-
5221	Depository credit intermediation	(C)	(D)	(D)	2	-	-	1	-	1	-	-	-	-
52211	Commercial banking	(C)	(D)	(D)	2	-	-	1	-	1	-	-	-	-
53	Real estate & rental & leasing	3	3	12	3	3	-	-	-	-	-	-	-	-
54	Professional, scientific & technical services	97	204	1 390	7	5	-	1	-	1	-	-	-	-
56	Admin, support, waste mgt, remediation services	(B)	(D)	(D)	1	-	-	-	1	-	-	-	-	-
61	Educational services	(B)	(D)	(D)	1	-	-	-	1	-	-	-	-	-
62	Health care and social assistance	(C)	(D)	(D)	4	3	-	-	-	-	1	-	-	-
622	Hospitals	(C)	(D)	(D)	1	-	-	-	-	-	1	-	-	-
6221	General medical & surgical hospitals	(C)	(D)	(D)	1	-	-	-	-	-	1	-	-	-
62211	General medical & surgical hospitals	(C)	(D)	(D)	1	-	-	-	-	-	1	-	-	-

Note: Employment-size classes are indicated as follows: A—0 to 19; B—20 to 99; C—100 to 249; E—250 to 499; F—500 to 999; G—1,000 to 2,499; H—2,500 to 4,999; I—5,000 to 9,999; J—10,000 to 24,999; K—25,000 to 49,999; L—50,000 to 99,999; M—100,000 or more.

**Table 6. Counties—Employees, Payroll, and Establishments by Industry: 1999—Con.**

[Excludes most government employees, railroad employees, and self-employed persons. Size class 1 to 4 includes establishments with payroll, but no employees, during mid-March pay period. (D) denotes figures withheld to avoid disclosing data for individual companies; the data are included in broader industry totals. Detailed industries with 100 or more employees are shown if industry was not a (D). For explanation of terms, abbreviations, and data reliability/comparability, see introductory text]

NAICS code	Industry	Number of employees for week including March 12	Payroll (\$1,000)		Total number of establishments	Number of establishments by employment-size class								
			First quarter	Annual		1 to 4	5 to 9	10 to 19	20 to 49	50 to 99	100 to 249	250 to 499	500 to 999	1,000 or more
<b>GRIGGS—Con.</b>														
71	Arts, entertainment & recreation .....	20	24	125	3	1	1	1	—	—	—	—	—	—
72	Accommodation & food services .....	65	104	397	9	4	2	3	—	—	—	—	—	—
81	Other services (except public administration) .....	39	105	499	18	16	2	—	—	—	—	—	—	—
99	Unclassified establishments .....	(A)	(D)	(D)	2	2	—	—	—	—	—	—	—	—
<b>HETTINGER</b>														
	Total .....	414	1 499	7 350	93	66	18	7	1	1	—	—	—	—
11	Forestry, fishing, hunting, and agriculture support .....	(A)	(D)	(D)	1	1	—	—	—	—	—	—	—	—
22	Utilities .....	(B)	(D)	(D)	3	2	—	—	1	—	—	—	—	—
23	Construction .....	10	37	1 379	7	7	—	—	—	—	—	—	—	—
31-33	Manufacturing .....	(A)	(D)	(D)	2	1	—	1	—	—	—	—	—	—
42	Wholesale trade .....	51	239	1 038	10	7	2	1	—	—	—	—	—	—
44-45	Retail trade .....	82	266	1 054	13	4	7	2	—	—	—	—	—	—
48-49	Transportation & warehousing .....	11	19	78	6	5	1	—	—	—	—	—	—	—
51	Information .....	(A)	(D)	(D)	2	2	—	—	—	—	—	—	—	—
52	Finance & insurance .....	38	197	755	10	7	2	1	—	—	—	—	—	—
53	Real estate & rental & leasing .....	10	17	72	3	2	1	—	—	—	—	—	—	—
54	Professional, scientific & technical services .....	4	12	53	3	3	—	—	—	—	—	—	—	—
56	Admin, support, waste mgt, remediation services .....	2	3	18	3	3	—	—	—	—	—	—	—	—
61	Educational services .....	(A)	(D)	(D)	1	—	1	—	—	—	—	—	—	—
62	Health care and social assistance .....	91	332	1 291	7	4	2	—	1	—	—	—	—	—
71	Arts, entertainment & recreation .....	(A)	(D)	(D)	2	2	—	—	—	—	—	—	—	—
72	Accommodation & food services .....	35	50	190	8	6	—	2	—	—	—	—	—	—
81	Other services (except public administration) .....	30	53	227	12	10	2	—	—	—	—	—	—	—
<b>KIDDER</b>														
	Total .....	337	1 281	5 845	65	48	9	4	4	—	—	—	—	—
22	Utilities .....	(A)	(D)	(D)	1	1	—	—	—	—	—	—	—	—
23	Construction .....	9	30	177	6	6	—	—	—	—	—	—	—	—
31-33	Manufacturing .....	(A)	(D)	(D)	2	2	—	—	—	—	—	—	—	—
42	Wholesale trade .....	15	75	325	4	3	1	—	—	—	—	—	—	—
44-45	Retail trade .....	68	163	613	9	3	4	1	1	—	—	—	—	—
48-49	Transportation & warehousing .....	(A)	(D)	(D)	2	2	—	—	—	—	—	—	—	—
51	Information .....	(B)	(D)	(D)	3	2	—	—	1	—	—	—	—	—
52	Finance & insurance .....	33	177	870	7	5	1	1	—	—	—	—	—	—
53	Real estate & rental & leasing .....	(B)	(D)	(D)	2	1	—	1	—	—	—	—	—	—
54	Professional, scientific & technical services .....	19	48	195	5	3	2	—	—	—	—	—	—	—
62	Health care and social assistance .....	(B)	(D)	(D)	6	3	1	1	1	—	—	—	—	—
71	Arts, entertainment & recreation .....	5	5	17	3	3	—	—	—	—	—	—	—	—
72	Accommodation & food services .....	(B)	(D)	(D)	9	8	—	—	1	—	—	—	—	—
81	Other services (except public administration) .....	12	15	57	6	6	—	—	—	—	—	—	—	—
<b>LA MOURE</b>														
	Total .....	897	3 219	13 860	143	83	36	15	7	2	—	—	—	—
11	Forestry, fishing, hunting, and agriculture support .....	19	38	201	4	2	1	1	—	—	—	—	—	—
22	Utilities .....	(B)	(D)	(D)	1	—	—	—	1	—	—	—	—	—
23	Construction .....	9	43	197	6	5	1	—	—	—	—	—	—	—
31-33	Manufacturing .....	79	307	1 656	7	3	3	—	—	1	—	—	—	—
42	Wholesale trade .....	171	725	2 854	17	4	7	4	2	—	—	—	—	—
422	Wholesale trade, nondurable goods .....	124	486	1 885	11	2	5	2	2	—	—	—	—	—
44-45	Retail trade .....	124	367	1 632	21	10	8	2	1	—	—	—	—	—
48-49	Transportation & warehousing .....	77	272	1 304	18	14	2	1	1	—	—	—	—	—
51	Information .....	33	107	435	3	1	—	2	—	—	—	—	—	—
52	Finance & insurance .....	90	556	2 207	15	9	3	2	1	—	—	—	—	—
53	Real estate & rental & leasing .....	3	3	12	3	3	—	—	—	—	—	—	—	—
54	Professional, scientific & technical services .....	9	22	122	4	4	—	—	—	—	—	—	—	—

Note: Employment-size classes are indicated as follows: A—0 to 19; B—20 to 99; C—100 to 249; E—250 to 499; F—500 to 999; G—1,000 to 2,499; H—2,500 to 4,999; I—5,000 to 9,999; J—10,000 to 24,999; K—25,000 to 49,999; L—50,000 to 99,999; M—100,000 or more.



**Table 6. Counties—Employees, Payroll, and Establishments by Industry: 1999—Con.**

[Excludes most government employees, railroad employees, and self-employed persons. Size class 1 to 4 includes establishments with payroll, but no employees, during mid-March pay period. (D) denotes figures withheld to avoid disclosing data for individual companies; the data are included in broader industry totals. Detailed industries with 100 or more employees are shown if industry was not a (D). For explanation of terms, abbreviations, and data reliability/comparability, see introductory text]

NAICS code	Industry	Number of employees for week including March 12	Payroll (\$1,000)		Total number of establishments	Number of establishments by employment-size class								
			First quarter	Annual		1 to 4	5 to 9	10 to 19	20 to 49	50 to 99	100 to 249	250 to 499	500 to 999	1,000 or more
<b>LA MOURE—Con.</b>														
56	Admin, support, waste mgt, remediation services	(A)	(D)	(D)	1	1	—	—	—	—	—	—	—	—
61	Educational services	(A)	(D)	(D)	1	1	—	—	—	—	—	—	—	—
62	Health care and social assistance	127	364	1 450	7	3	2	—	1	1	—	—	—	—
623	Nursing & residential care facilities	(C)	(D)	(D)	2	—	—	—	1	1	—	—	—	—
71	Arts, entertainment & recreation	(A)	(D)	(D)	2	1	—	1	—	—	—	—	—	—
72	Accommodation & food services	71	101	479	17	9	6	2	—	—	—	—	—	—
81	Other services (except public administration)	40	60	191	15	12	3	—	—	—	—	—	—	—
99	Unclassified establishments	(A)	(D)	(D)	1	1	—	—	—	—	—	—	—	—
<b>LOGAN</b>														
	Total	422	1 189	5 208	75	50	17	4	3	1	—	—	—	—
22	Utilities	(A)	(D)	(D)	1	1	—	—	—	—	—	—	—	—
23	Construction	11	23	131	7	7	—	—	—	—	—	—	—	—
31-33	Manufacturing	(A)	(D)	(D)	1	1	—	—	—	—	—	—	—	—
42	Wholesale trade	121	322	1 347	8	2	2	2	2	—	—	—	—	—
422	Wholesale trade, nondurable goods	(C)	(D)	(D)	7	2	2	1	2	—	—	—	—	—
4225	Farm product raw material whsle	101	207	860	5	1	1	1	2	—	—	—	—	—
44-45	Retail trade	50	173	749	10	4	6	—	—	—	—	—	—	—
48-49	Transportation & warehousing	13	22	93	4	3	1	—	—	—	—	—	—	—
51	Information	(A)	(D)	(D)	1	1	—	—	—	—	—	—	—	—
52	Finance & insurance	29	152	851	5	2	2	1	—	—	—	—	—	—
53	Real estate & rental & leasing	(A)	(D)	(D)	1	1	—	—	—	—	—	—	—	—
54	Professional, scientific & technical services	(A)	(D)	(D)	2	1	1	—	—	—	—	—	—	—
56	Admin, support, waste mgt, remediation services	(A)	(D)	(D)	1	1	—	—	—	—	—	—	—	—
62	Health care and social assistance	114	351	1 466	9	6	1	—	1	1	—	—	—	—
72	Accommodation & food services	35	43	169	10	7	2	1	—	—	—	—	—	—
81	Other services (except public administration)	30	43	173	11	9	2	—	—	—	—	—	—	—
99	Unclassified establishments	3	4	25	4	4	—	—	—	—	—	—	—	—
<b>MCHENRY</b>														
	Total	663	2 542	11 804	143	111	17	10	3	2	—	—	—	—
11	Forestry, fishing, hunting, and agriculture support	(A)	(D)	(D)	1	1	—	—	—	—	—	—	—	—
21	Mining	(A)	(D)	(D)	1	1	—	—	—	—	—	—	—	—
22	Utilities	(B)	(D)	(D)	1	—	—	—	—	1	—	—	—	—
23	Construction	65	287	2 266	21	16	4	1	—	—	—	—	—	—
31-33	Manufacturing	(B)	(D)	(D)	3	1	—	1	1	—	—	—	—	—
42	Wholesale trade	76	411	1 802	20	16	1	3	—	—	—	—	—	—
44-45	Retail trade	103	234	945	18	12	3	1	2	—	—	—	—	—
48-49	Transportation & warehousing	13	53	219	9	9	—	—	—	—	—	—	—	—
51	Information	(A)	(D)	(D)	1	1	—	—	—	—	—	—	—	—
52	Finance & insurance	49	280	1 043	14	11	1	2	—	—	—	—	—	—
53	Real estate & rental & leasing	12	12	49	7	7	—	—	—	—	—	—	—	—
54	Professional, scientific & technical services	10	32	137	4	3	1	—	—	—	—	—	—	—
55	Management of companies & enterprises	(A)	(D)	(D)	1	—	1	—	—	—	—	—	—	—
56	Admin, support, waste mgt, remediation services	1	2	15	3	3	—	—	—	—	—	—	—	—
62	Health care and social assistance	108	262	1 113	7	4	2	—	—	1	—	—	—	—
71	Arts, entertainment & recreation	(A)	(D)	(D)	1	1	—	—	—	—	—	—	—	—
72	Accommodation & food services	55	71	272	11	7	2	2	—	—	—	—	—	—
81	Other services (except public administration)	30	55	226	13	11	2	—	—	—	—	—	—	—
99	Unclassified establishments	3	5	60	7	7	—	—	—	—	—	—	—	—

Note: Employment-size classes are indicated as follows: A—0 to 19; B—20 to 99; C—100 to 249; E—250 to 499; F—500 to 999; G—1,000 to 2,499; H—2,500 to 4,999; I—5,000 to 9,999; J—10,000 to 24,999; K—25,000 to 49,999; L—50,000 to 99,999; M—100,000 or more.

**Table 6. Counties—Employees, Payroll, and Establishments by Industry: 1999—Con.**

[Excludes most government employees, railroad employees, and self-employed persons. Size class 1 to 4 includes establishments with payroll, but no employees, during mid-March pay period. (D) denotes figures withheld to avoid disclosing data for individual companies; the data are included in broader industry totals. Detailed industries with 100 or more employees are shown if industry was not a (D). For explanation of terms, abbreviations, and data reliability/comparability, see introductory text]

NAICS code	Industry	Number of employees for week including March 12	Payroll (\$1,000)		Total number of establishments	Number of establishments by employment-size class								
			First quarter	Annual		1 to 4	5 to 9	10 to 19	20 to 49	50 to 99	100 to 249	250 to 499	500 to 999	1,000 or more
<b>MCINTOSH</b>														
	<b>Total</b> .....	<b>915</b>	<b>3 355</b>	<b>14 753</b>	<b>119</b>	<b>77</b>	<b>22</b>	<b>10</b>	<b>6</b>	<b>2</b>	<b>2</b>	-	-	-
11	Forestry, fishing, hunting, and agriculture support .....	(A)	(D)	(D)	2	2	-	-	-	-	-	-	-	-
21	Mining .....	(A)	(D)	(D)	1	-	1	-	-	-	-	-	-	-
22	Utilities .....	(A)	(D)	(D)	2	2	-	-	-	-	-	-	-	-
23	Construction .....	9	18	104	10	10	-	-	-	-	-	-	-	-
31-33	Manufacturing .....	(B)	(D)	(D)	3	1	-	-	2	-	-	-	-	-
42	Wholesale trade .....	81	284	1 503	9	2	4	2	1	-	-	-	-	-
44-45	Retail trade .....	149	543	2 378	26	16	4	4	2	-	-	-	-	-
48-49	Transportation & warehousing .....	(A)	(D)	(D)	4	4	-	-	-	-	-	-	-	-
51	Information .....	(B)	(D)	(D)	2	-	1	-	-	1	-	-	-	-
52	Finance & insurance .....	58	310	1 244	11	7	3	-	1	-	-	-	-	-
53	Real estate & rental & leasing .....	(A)	(D)	(D)	2	2	-	-	-	-	-	-	-	-
54	Professional, scientific & technical services .....	5	6	32	3	3	-	-	-	-	-	-	-	-
61	Educational services .....	(A)	(D)	(D)	1	1	-	-	-	-	-	-	-	-
62	Health care and social assistance .....	354	1 500	6 651	8	2	2	1	-	1	2	-	-	-
622	Hospitals .....	(C)	(D)	(D)	2	-	-	-	-	1	1	-	-	-
6221	General medical & surgical hospitals .....	(C)	(D)	(D)	2	-	-	-	-	1	1	-	-	-
62211	General medical & surgical hospitals .....	(C)	(D)	(D)	2	-	-	-	-	1	1	-	-	-
623	Nursing & residential care facilities .....	(C)	(D)	(D)	1	-	-	-	-	-	1	-	-	-
6231	Nursing care facilities .....	(C)	(D)	(D)	1	-	-	-	-	-	1	-	-	-
62311	Nursing care facilities .....	(C)	(D)	(D)	1	-	-	-	-	-	1	-	-	-
71	Arts, entertainment & recreation .....	6	2	27	4	3	1	-	-	-	-	-	-	-
72	Accommodation & food services .....	65	82	369	14	9	3	2	-	-	-	-	-	-
81	Other services (except public administration) .....	45	80	311	16	12	3	1	-	-	-	-	-	-
99	Unclassified establishments .....	(A)	(D)	(D)	1	1	-	-	-	-	-	-	-	-
<b>MCKENZIE</b>														
	<b>Total</b> .....	<b>1 139</b>	<b>4 766</b>	<b>20 728</b>	<b>156</b>	<b>99</b>	<b>25</b>	<b>21</b>	<b>8</b>	<b>2</b>	<b>1</b>	-	-	-
11	Forestry, fishing, hunting, and agriculture support .....	(A)	(D)	(D)	2	1	1	-	-	-	-	-	-	-
21	Mining .....	125	794	3 727	16	9	3	3	1	-	-	-	-	-
22	Utilities .....	(B)	(D)	(D)	2	1	-	-	1	-	-	-	-	-
23	Construction .....	39	131	646	11	9	-	2	-	-	-	-	-	-
31-33	Manufacturing .....	141	313	1 474	5	3	1	-	-	-	1	-	-	-
334	Computer & electronic product mfg .....	(C)	(D)	(D)	2	-	1	-	-	-	1	-	-	-
3344	Semiconductor & oth electronic component mfg .....	(C)	(D)	(D)	1	-	-	-	-	-	1	-	-	-
33441	Semiconductor & oth electronic component mfg .....	(C)	(D)	(D)	1	-	-	-	-	-	1	-	-	-
42	Wholesale trade .....	50	327	1 409	12	10	-	2	-	-	-	-	-	-
44-45	Retail trade .....	154	480	2 004	27	16	5	5	1	-	-	-	-	-
48-49	Transportation & warehousing .....	99	789	3 139	10	7	-	2	-	1	-	-	-	-
51	Information .....	(A)	(D)	(D)	2	1	1	-	-	-	-	-	-	-
52	Finance & insurance .....	88	497	1 997	8	2	3	2	1	-	-	-	-	-
53	Real estate & rental & leasing .....	(A)	(D)	(D)	2	2	-	-	-	-	-	-	-	-
54	Professional, scientific & technical services .....	16	67	369	4	3	1	-	-	-	-	-	-	-
56	Admin, support, waste mgt, remediation services .....	48	49	216	4	2	1	-	1	-	-	-	-	-
62	Health care and social assistance .....	148	620	2 603	6	1	1	2	1	1	-	-	-	-
71	Arts, entertainment & recreation .....	13	3	27	5	4	-	1	-	-	-	-	-	-
72	Accommodation & food services .....	85	85	464	15	9	4	-	2	-	-	-	-	-
81	Other services (except public administration) .....	77	169	714	23	17	4	2	-	-	-	-	-	-
99	Unclassified establishments .....	(A)	(D)	(D)	2	2	-	-	-	-	-	-	-	-

Note: Employment-size classes are indicated as follows: A—0 to 19; B—20 to 99; C—100 to 249; E—250 to 499; F—500 to 999; G—1,000 to 2,499; H—2,500 to 4,999; I—5,000 to 9,999; J—10,000 to 24,999; K—25,000 to 49,999; L—50,000 to 99,999; M—100,000 or more.

**Table 6. Counties—Employees, Payroll, and Establishments by Industry: 1999—Con.**

[Excludes most government employees, railroad employees, and self-employed persons. Size class 1 to 4 includes establishments with payroll, but no employees, during mid-March pay period. (D) denotes figures withheld to avoid disclosing data for individual companies; the data are included in broader industry totals. Detailed industries with 100 or more employees are shown if industry was not a (D). For explanation of terms, abbreviations, and data reliability/comparability, see introductory text]

NAICS code	Industry	Number of employees for week including March 12	Payroll (\$1,000)		Total number of establishments	Number of establishments by employment-size class								
			First quarter	Annual		1 to 4	5 to 9	10 to 19	20 to 49	50 to 99	100 to 249	250 to 499	500 to 999	1,000 or more
<b>MCLEAN</b>														
	<b>Total</b> .....	<b>1 924</b>	<b>14 359</b>	<b>53 535</b>	<b>257</b>	<b>171</b>	<b>53</b>	<b>18</b>	<b>8</b>	<b>4</b>	<b>3</b>			
11	<b>Forestry, fishing, hunting, and agriculture support</b> .....	(A)	(D)	(D)	2	2	—	—	—	—	—	—	—	—
21	<b>Mining</b> .....	(C)	(D)	(D)	2	1	—	—	—	—	1	—	—	—
212	Mining (except oil & gas) .....	(C)	(D)	(D)	1	—	—	—	—	—	1	—	—	—
2121	Coal mining .....	(C)	(D)	(D)	1	—	—	—	—	—	1	—	—	—
21211	Coal mining .....	(C)	(D)	(D)	1	—	—	—	—	—	1	—	—	—
22	<b>Utilities</b> .....	(E)	(D)	(D)	6	2	—	3	—	—	1	—	—	—
221	Utilities .....	(E)	(D)	(D)	6	2	—	3	—	—	1	—	—	—
2211	Elec pwr generation, transmsn & distribution ...	(E)	(D)	(D)	4	—	—	3	—	—	1	—	—	—
22111	Electric power generation .....	(C)	(D)	(D)	2	—	—	1	—	—	1	—	—	—
23	<b>Construction</b> .....	79	274	1 998	25	19	4	1	1	—	—	—	—	—
31-33	<b>Manufacturing</b> .....	(B)	(D)	(D)	4	2	1	—	1	—	—	—	—	—
42	<b>Wholesale trade</b> .....	126	798	3 380	20	6	10	4	—	—	—	—	—	—
44-45	<b>Retail trade</b> .....	296	868	3 559	42	24	10	4	3	1	—	—	—	—
447	Gasoline stations .....	101	239	1 120	8	4	2	—	1	1	—	—	—	—
4471	Gasoline stations .....	101	239	1 120	8	4	2	—	1	1	—	—	—	—
48-49	<b>Transportation &amp; warehousing</b> .....	21	114	446	8	6	2	—	—	—	—	—	—	—
51	<b>Information</b> .....	(A)	(D)	(D)	3	2	1	—	—	—	—	—	—	—
52	<b>Finance &amp; insurance</b> .....	133	649	2 846	21	12	4	3	2	—	—	—	—	—
53	<b>Real estate &amp; rental &amp; leasing</b> .....	12	18	71	3	2	1	—	—	—	—	—	—	—
54	<b>Professional, scientific &amp; technical services</b> .....	19	60	262	8	7	1	—	—	—	—	—	—	—
56	<b>Admin, support, waste mgt, remediation services</b> .....	(B)	(D)	(D)	6	3	2	—	1	—	—	—	—	—
61	<b>Educational services</b> .....	3	4	16	3	3	—	—	—	—	—	—	—	—
62	<b>Health care and social assistance</b> .....	401	1 677	7 057	18	9	4	1	—	3	1	—	—	—
622	Hospitals .....	(C)	(D)	(D)	2	—	—	—	—	1	1	—	—	—
6221	General medical & surgical hospitals .....	(C)	(D)	(D)	2	—	—	—	—	1	1	—	—	—
62211	General medical & surgical hospitals .....	(C)	(D)	(D)	2	—	—	—	—	1	1	—	—	—
623	Nursing & residential care facilities .....	188	690	2 742	5	2	—	1	—	2	—	—	—	—
6231	Nursing care facilities .....	(C)	(D)	(D)	2	—	—	—	—	2	—	—	—	—
62311	Nursing care facilities .....	(C)	(D)	(D)	2	—	—	—	—	2	—	—	—	—
71	<b>Arts, entertainment &amp; recreation</b> .....	14	32	246	6	5	1	—	—	—	—	—	—	—
72	<b>Accommodation &amp; food services</b> .....	122	166	840	32	23	7	2	—	—	—	—	—	—
722	Food services & drinking places .....	119	159	792	29	20	7	2	—	—	—	—	—	—
81	<b>Other services (except public administration)</b> .....	88	203	946	43	39	4	—	—	—	—	—	—	—
99	<b>Unclassified establishments</b> .....	(A)	(D)	(D)	5	4	1	—	—	—	—	—	—	—
<b>MERCER</b>														
	<b>Total</b> .....	<b>3 436</b>	<b>29 992</b>	<b>126 905</b>	<b>260</b>	<b>151</b>	<b>54</b>	<b>32</b>	<b>11</b>	<b>5</b>	<b>5</b>	<b>1</b>	<b>1</b>	
11	<b>Forestry, fishing, hunting, and agriculture support</b> .....	(A)	(D)	(D)	1	—	1	—	—	—	—	—	—	—
21	<b>Mining</b> .....	1 163	17 925	73 367	3	—	—	—	—	—	1	1	1	—
211	Oil & gas extraction .....	(F)	(D)	(D)	1	—	—	—	—	—	—	—	1	—
2111	Oil & gas extraction .....	(F)	(D)	(D)	1	—	—	—	—	—	—	—	1	—
21111	Oil & gas extraction .....	(F)	(D)	(D)	1	—	—	—	—	—	—	—	1	—
212	Mining (except oil & gas) .....	(F)	(D)	(D)	2	—	—	—	—	—	1	1	—	—
2121	Coal mining .....	(F)	(D)	(D)	2	—	—	—	—	—	1	1	—	—
21211	Coal mining .....	(F)	(D)	(D)	2	—	—	—	—	—	1	1	—	—
22	<b>Utilities</b> .....	490	6 180	26 728	7	2	—	—	1	2	2	—	—	—
221	Utilities .....	490	6 180	26 728	7	2	—	—	1	2	2	—	—	—
2211	Elec pwr generation, transmsn & distribution ...	(E)	(D)	(D)	4	—	—	—	1	1	2	—	—	—
22111	Electric power generation .....	(E)	(D)	(D)	3	—	—	—	—	1	2	—	—	—
23	<b>Construction</b> .....	74	270	1 778	26	21	3	2	—	—	—	—	—	—
31-33	<b>Manufacturing</b> .....	65	182	1 011	8	3	3	1	1	—	—	—	—	—
42	<b>Wholesale trade</b> .....	53	247	1 149	11	5	5	1	—	—	—	—	—	—
44-45	<b>Retail trade</b> .....	423	1 242	5 410	44	17	15	8	3	1	—	—	—	—
445	Food & beverage stores .....	126	268	1 216	7	1	4	—	1	1	—	—	—	—
4451	Grocery stores .....	104	236	1 056	3	—	1	—	1	1	—	—	—	—
44511	Grocery (except convenience) stores .....	104	236	1 056	3	—	1	—	1	1	—	—	—	—
445110	Grocery (except convenience) stores .....	104	236	1 056	3	—	1	—	1	1	—	—	—	—
48-49	<b>Transportation &amp; warehousing</b> .....	19	75	380	10	9	1	—	—	—	—	—	—	—
51	<b>Information</b> .....	(B)	(D)	(D)	4	—	2	1	—	1	—	—	—	—
52	<b>Finance &amp; insurance</b> .....	84	440	1 791	17	13	2	1	1	—	—	—	—	—
53	<b>Real estate &amp; rental &amp; leasing</b> .....	10	18	75	7	7	—	—	—	—	—	—	—	—

Note: Employment-size classes are indicated as follows: A—0 to 19; B—20 to 99; C—100 to 249; E—250 to 499; F—500 to 999; G—1,000 to 2,499; H—2,500 to 4,999; I—5,000 to 9,999; J—10,000 to 24,999; K—25,000 to 49,999; L—50,000 to 99,999; M—100,000 or more.

**Table 6. Counties—Employees, Payroll, and Establishments by Industry: 1999—Con.**

[Excludes most government employees, railroad employees, and self-employed persons. Size class 1 to 4 includes establishments with payroll, but no employees, during mid-March pay period. (D) denotes figures withheld to avoid disclosing data for individual companies; the data are included in broader industry totals. Detailed industries with 100 or more employees are shown if industry was not a (D). For explanation of terms, abbreviations, and data reliability/comparability, see introductory text]

NAICS code	Industry	Number of employees for week including March 12	Payroll (\$1,000)		Total number of establishments	Number of establishments by employment-size class									
			First quarter	Annual		1 to 4	5 to 9	10 to 19	20 to 49	50 to 99	100 to 249	250 to 499	500 to 999	1,000 or more	
<b>MERCER—Con.</b>															
54	<b>Professional, scientific &amp; technical services</b> .....	33	142	542	12	9	3	—	—	—	—	—	—	—	
56	<b>Admin, support, waste mgt, remediation services</b> .....	81	181	728	6	3	1	1	—	1	—	—	—	—	
61	<b>Educational services</b> .....	(A)	(D)	(D)	1	1	—	—	—	—	—	—	—	—	
62	<b>Health care and social assistance</b> .....	413	1 635	7 292	21	8	5	5	1	—	2	—	—	—	
622	Hospitals .....	(C)	(D)	(D)	1	—	—	—	—	—	1	—	—	—	
6221	General medical & surgical hospitals .....	(C)	(D)	(D)	1	—	—	—	—	—	1	—	—	—	
62211	General medical & surgical hospitals .....	(C)	(D)	(D)	1	—	—	—	—	—	1	—	—	—	
623	Nursing & residential care facilities .....	161	488	2 237	3	—	1	1	—	—	1	—	—	—	
6231	Nursing care facilities .....	(C)	(D)	(D)	1	—	—	—	—	—	1	—	—	—	
62311	Nursing care facilities .....	(C)	(D)	(D)	1	—	—	—	—	—	1	—	—	—	
71	<b>Arts, entertainment &amp; recreation</b> .....	11	21	191	7	6	1	—	—	—	—	—	—	—	
72	<b>Accommodation &amp; food services</b> .....	262	384	1 753	29	11	5	10	3	—	—	—	—	—	
722	Food services & drinking places .....	228	341	1 545	23	8	4	8	3	—	—	—	—	—	
7221	Full-service restaurants .....	120	196	914	9	2	1	4	2	—	—	—	—	—	
72211	Full-service restaurants .....	120	196	914	9	2	1	4	2	—	—	—	—	—	
722110	Full-service restaurants .....	120	196	914	9	2	1	4	2	—	—	—	—	—	
81	<b>Other services (except public administration)</b> .....	145	290	1 392	37	27	7	2	1	—	—	—	—	—	
99	<b>Unclassified establishments</b> .....	4	4	60	9	9	—	—	—	—	—	—	—	—	
<b>MORTON</b>															
	<b>Total</b> .....	6 977	34 618	154 716	646	351	132	85	56	13	8	1	—	—	
11	<b>Forestry, fishing, hunting, and agriculture support</b> .....	(A)	(D)	(D)	5	4	—	1	—	—	—	—	—	—	
21	<b>Mining</b> .....	(B)	(D)	(D)	1	—	—	—	1	—	—	—	—	—	
22	<b>Utilities</b> .....	(C)	(D)	(D)	6	3	—	—	3	—	—	—	—	—	
221	Utilities .....	(C)	(D)	(D)	6	3	—	—	3	—	—	—	—	—	
23	<b>Construction</b> .....	464	2 061	12 351	82	53	16	8	4	1	—	—	—	—	
235	Special trade contractors .....	369	1 683	9 631	59	34	15	6	3	1	—	—	—	—	
2356	Roofing, siding, & sheet metal contractors .....	117	511	3 560	7	3	—	2	1	1	—	—	—	—	
23561	Roofing, siding, & sheet metal contractors .....	117	511	3 560	7	3	—	2	1	1	—	—	—	—	
235610	Roofing, siding, & sheet metal contractors .....	117	511	3 560	7	3	—	2	1	1	—	—	—	—	
31-33	<b>Manufacturing</b> .....	887	7 339	29 427	30	11	2	7	6	2	2	—	—	—	
311	Food mfg .....	336	2 002	8 254	7	2	—	2	2	—	1	—	—	—	
3116	Animal slaughtering & processing .....	(C)	(D)	(D)	3	1	—	1	—	—	1	—	—	—	
31161	Animal slaughtering & processing .....	(C)	(D)	(D)	3	1	—	1	—	—	1	—	—	—	
324	Petroleum & coal products mfg .....	(C)	(D)	(D)	1	—	—	—	—	—	1	—	—	—	
3241	Petroleum & coal products mfg .....	(C)	(D)	(D)	1	—	—	—	—	—	1	—	—	—	
32411	Petroleum refineries .....	(C)	(D)	(D)	1	—	—	—	—	—	1	—	—	—	
42	<b>Wholesale trade</b> .....	444	2 217	9 845	47	17	17	8	4	1	—	—	—	—	
421	Wholesale trade, durable goods .....	210	1 296	5 759	29	12	10	5	2	—	—	—	—	—	
4218	Machinery, equipment & supplies whse .....	153	988	4 467	20	9	7	2	2	—	—	—	—	—	
422	Wholesale trade, nondurable goods .....	234	921	4 086	18	5	7	3	2	1	—	—	—	—	
44-45	<b>Retail trade</b> .....	969	4 454	20 209	87	31	23	24	5	3	1	—	—	—	
441	Motor vehicle & parts dealers .....	378	2 258	10 588	21	6	9	3	—	2	1	—	—	—	
4411	Automobile dealers .....	279	1 808	8 497	9	4	1	1	—	2	1	—	—	—	
44111	New car dealers .....	263	1 740	8 217	4	—	—	—	—	2	1	—	—	—	
441110	New car dealers .....	263	1 740	8 217	4	—	—	—	—	2	1	—	—	—	
444	Bldg material & garden equip & supp dealers .....	125	677	2 966	13	4	3	4	2	—	—	—	—	—	
445	Food & beverage stores .....	156	422	1 964	12	5	—	5	1	1	—	—	—	—	
4451	Grocery stores .....	(C)	(D)	(D)	6	2	—	2	1	1	—	—	—	—	
44511	Grocery (except convenience) stores .....	111	252	1 169	5	1	—	2	1	1	—	—	—	—	
445110	Grocery (except convenience) stores .....	111	252	1 169	5	1	—	2	1	1	—	—	—	—	
447	Gasoline stations .....	144	430	1 778	14	3	3	7	1	—	—	—	—	—	
4471	Gasoline stations .....	144	430	1 778	14	3	3	7	1	—	—	—	—	—	
44711	Gasoline stations with convenience stores .....	124	394	1 650	11	1	3	6	1	—	—	—	—	—	
447110	Gasoline stations with convenience stores .....	124	394	1 650	11	1	3	6	1	—	—	—	—	—	
48-49	<b>Transportation &amp; warehousing</b> .....	460	3 398	14 536	57	38	10	5	3	—	1	—	—	—	
484	Truck transportation .....	418	3 003	13 064	44	28	8	4	3	—	1	—	—	—	
4841	General freight trucking .....	349	2 650	11 625	25	14	4	4	2	—	1	—	—	—	
48412	General freight trucking, long-distance .....	327	2 480	10 923	20	11	3	3	2	—	1	—	—	—	
484121	General freight trucking, long-distance, TL .....	324	2 463	10 825	17	8	3	3	2	—	1	—	—	—	
51	<b>Information</b> .....	(E)	(D)	(D)	5	3	—	—	1	—	1	—	—	—	
514	Information & data processing services .....	(C)	(D)	(D)	1	—	—	—	—	—	1	—	—	—	
5142	Data processing services .....	(C)	(D)	(D)	1	—	—	—	—	—	1	—	—	—	
51421	Data processing services .....	(C)	(D)	(D)	1	—	—	—	—	—	1	—	—	—	

Note: Employment-size classes are indicated as follows: A—0 to 19; B—20 to 99; C—100 to 249; E—250 to 499; F—500 to 999; G—1,000 to 2,499; H—2,500 to 4,999; I—5,000 to 9,999; J—10,000 to 24,999; K—25,000 to 49,999; L—50,000 to 99,999; M—100,000 or more.

**Table 6. Counties—Employees, Payroll, and Establishments by Industry: 1999—Con.**

[Excludes most government employees, railroad employees, and self-employed persons. Size class 1 to 4 includes establishments with payroll, but no employees, during mid-March pay period. (D) denotes figures withheld to avoid disclosing data for individual companies; the data are included in broader industry totals. Detailed industries with 100 or more employees are shown if industry was not a (D). For explanation of terms, abbreviations, and data reliability/comparability, see introductory text]

NAICS code	Industry	Number of employees for week including March 12	Payroll (\$1,000)		Total number of establishments	Number of establishments by employment-size class								
			First quarter	Annual		1 to 4	5 to 9	10 to 19	20 to 49	50 to 99	100 to 249	250 to 499	500 to 999	1,000 or more
<b>MORTON—Con.</b>														
52	<b>Finance &amp; insurance</b> .....	280	2 248	7 960	34	25	3	2	3	1	-	-	-	-
522	Credit intermediation & related activities .....	229	2 074	7 074	13	5	3	1	3	1	-	-	-	-
5221	Depository credit intermediation .....	(C)	(D)	(D)	11	5	2	1	2	1	-	-	-	-
52211	Commercial banking .....	160	1 244	4 571	7	2	1	1	2	1	-	-	-	-
522110	Commercial banking .....	160	1 244	4 571	7	2	1	1	2	1	-	-	-	-
53	<b>Real estate &amp; rental &amp; leasing</b> .....	46	140	575	17	14	3	-	-	-	-	-	-	-
54	<b>Professional, scientific &amp; technical services</b> .....	294	1 395	7 582	45	33	10	-	1	-	1	-	-	-
541	Professional, scientific & technical services .....	294	1 395	7 582	45	33	10	-	1	-	1	-	-	-
5416	Management, sci & tech consulting services .....	(C)	(D)	(D)	2	1	-	-	-	-	1	-	-	-
54161	Management consulting services .....	(C)	(D)	(D)	2	1	-	-	-	-	1	-	-	-
55	<b>Management of companies &amp; enterprises</b> .....	(A)	(D)	(D)	2	2	-	-	-	-	-	-	-	-
56	<b>Admin, support, waste mgt, remediation services</b> .....	(C)	(D)	(D)	28	20	4	1	3	-	-	-	-	-
561	Administrative & support services .....	(C)	(D)	(D)	26	18	4	1	3	-	-	-	-	-
61	<b>Educational services</b> .....	75	237	907	7	4	1	-	2	-	-	-	-	-
62	<b>Health care and social assistance</b> .....	1 355	4 541	19 122	39	9	7	8	9	3	2	1	-	-
621	Ambulatory health care services .....	125	1 004	4 658	18	8	7	2	1	-	-	-	-	-
623	Nursing & residential care facilities .....	(F)	(D)	(D)	9	-	-	1	4	2	2	-	-	-
6231	Nursing care facilities .....	443	1 574	6 514	4	-	-	-	-	2	2	-	-	-
62311	Nursing care facilities .....	443	1 574	6 514	4	-	-	-	-	2	2	-	-	-
623110	Nursing care facilities .....	443	1 574	6 514	4	-	-	-	-	2	2	-	-	-
624	Social assistance .....	(F)	(D)	(D)	10	1	-	4	4	-	-	1	-	-
6241	Individual & family services .....	494	801	3 411	6	1	-	1	3	-	-	1	-	-
62412	Services for elderly & disabled persons .....	(C)	(D)	(D)	4	1	-	-	3	-	-	-	-	-
62419	Other individual & family services .....	(E)	(D)	(D)	2	-	-	1	-	-	-	1	-	-
71	<b>Arts, entertainment &amp; recreation</b> .....	98	211	670	12	8	1	2	1	-	-	-	-	-
72	<b>Accommodation &amp; food services</b> .....	526	1 021	4 326	50	20	12	12	5	1	-	-	-	-
721	Accommodation .....	(C)	(D)	(D)	6	4	-	-	1	1	-	-	-	-
7211	Traveler accommodation .....	(C)	(D)	(D)	6	4	-	-	1	1	-	-	-	-
72111	Hotels (exc casino hotels) & motels .....	(C)	(D)	(D)	6	4	-	-	1	1	-	-	-	-
722	Food services & drinking places .....	(E)	(D)	(D)	44	16	12	12	4	-	-	-	-	-
7222	Limited-service eating places .....	235	444	1 898	14	3	1	6	4	-	-	-	-	-
72221	Limited-service eating places .....	235	444	1 898	14	3	1	6	4	-	-	-	-	-
81	<b>Other services (except public administration)</b> .....	503	1 700	7 390	81	45	23	7	5	1	-	-	-	-
811	Repair & maintenance .....	136	691	3 110	29	17	10	2	-	-	-	-	-	-
813	Religious, grantmaking, civic, prof & like organizations .....	301	826	3 569	37	19	10	2	5	1	-	-	-	-
99	<b>Unclassified establishments</b> .....	7	34	501	11	11	-	-	-	-	-	-	-	-
<b>MOUNTRAIL</b>														
	<b>Total</b> .....	1 518	6 044	26 376	195	127	32	21	8	7	-	-	-	-
11	<b>Forestry, fishing, hunting, and agriculture support</b> .....	10	16	101	5	4	1	-	-	-	-	-	-	-
21	<b>Mining</b> .....	(B)	(D)	(D)	2	1	-	1	-	-	-	-	-	-
22	<b>Utilities</b> .....	(A)	(D)	(D)	1	1	-	-	-	-	-	-	-	-
23	<b>Construction</b> .....	25	77	627	15	14	1	-	-	-	-	-	-	-
31-33	<b>Manufacturing</b> .....	(B)	(D)	(D)	3	1	1	-	-	1	-	-	-	-
42	<b>Wholesale trade</b> .....	95	578	2 482	13	5	4	4	-	-	-	-	-	-
44-45	<b>Retail trade</b> .....	270	790	3 594	41	25	7	4	5	-	-	-	-	-
445	Food & beverage stores .....	105	248	1 125	9	5	1	-	3	-	-	-	-	-
48-49	<b>Transportation &amp; warehousing</b> .....	(B)	(D)	(D)	9	8	-	1	-	-	-	-	-	-
51	<b>Information</b> .....	67	621	3 443	4	2	-	1	1	-	-	-	-	-
52	<b>Finance &amp; insurance</b> .....	71	455	1 860	17	11	3	3	-	-	-	-	-	-
53	<b>Real estate &amp; rental &amp; leasing</b> .....	(B)	(D)	(D)	4	2	1	-	-	1	-	-	-	-
54	<b>Professional, scientific &amp; technical services</b> .....	45	167	594	9	5	2	2	-	-	-	-	-	-
56	<b>Admin, support, waste mgt, remediation services</b> .....	39	126	661	3	1	1	-	1	-	-	-	-	-
61	<b>Educational services</b> .....	(B)	(D)	(D)	1	-	-	-	-	1	-	-	-	-
62	<b>Health care and social assistance</b> .....	386	1 174	4 954	12	5	2	-	1	4	-	-	-	-
623	Nursing & residential care facilities .....	325	918	3 831	5	1	-	-	-	4	-	-	-	-
6231	Nursing care facilities .....	(C)	(D)	(D)	3	-	-	-	-	3	-	-	-	-
62311	Nursing care facilities .....	(C)	(D)	(D)	3	-	-	-	-	3	-	-	-	-
71	<b>Arts, entertainment &amp; recreation</b> .....	(A)	(D)	(D)	2	1	-	1	-	-	-	-	-	-
72	<b>Accommodation &amp; food services</b> .....	118	183	962	30	21	6	3	-	-	-	-	-	-
722	Food services & drinking places .....	102	162	808	22	14	5	3	-	-	-	-	-	-

Note: Employment-size classes are indicated as follows: A—0 to 19; B—20 to 99; C—100 to 249; E—250 to 499; F—500 to 999; G—1,000 to 2,499; H—2,500 to 4,999; I—5,000 to 9,999; J—10,000 to 24,999; K—25,000 to 49,999; L—50,000 to 99,999; M—100,000 or more.

**Table 6. Counties—Employees, Payroll, and Establishments by Industry: 1999—Con.**

[Excludes most government employees, railroad employees, and self-employed persons. Size class 1 to 4 includes establishments with payroll, but no employees, during mid-March pay period. (D) denotes figures withheld to avoid disclosing data for individual companies; the data are included in broader industry totals. Detailed industries with 100 or more employees are shown if industry was not a (D). For explanation of terms, abbreviations, and data reliability/comparability, see introductory text]

NAICS code	Industry	Number of employees for week including March 12	Payroll (\$1,000)		Total number of establishments	Number of establishments by employment-size class								
			First quarter	Annual		1 to 4	5 to 9	10 to 19	20 to 49	50 to 99	100 to 249	250 to 499	500 to 999	1,000 or more
<b>MOUNTRAIL—Con.</b>														
81	Other services (except public administration)	56	119	500	19	15	3	1	-	-	-	-	-	-
95	Auxiliaries (exc corporate, subsidiary & regional mgt)	(A)	(D)	(D)	1	1	-	-	-	-	-	-	-	-
99	Unclassified establishments	1	2	15	4	4	-	-	-	-	-	-	-	-
<b>NELSON</b>														
	Total	847	3 020	13 533	142	106	16	14	2	3	1	-	-	-
11	Forestry, fishing, hunting, and agriculture support	(A)	(D)	(D)	1	1	-	-	-	-	-	-	-	-
22	Utilities	(A)	(D)	(D)	1	-	1	-	-	-	-	-	-	-
23	Construction	34	109	673	16	14	2	-	-	-	-	-	-	-
31-33	Manufacturing	(B)	(D)	(D)	1	-	-	-	-	1	-	-	-	-
42	Wholesale trade	129	751	2 807	15	6	4	4	1	-	-	-	-	-
44-45	Retail trade	113	335	1 533	23	17	1	5	-	-	-	-	-	-
48-49	Transportation & warehousing	21	147	817	7	6	-	1	-	-	-	-	-	-
51	Information	(A)	(D)	(D)	2	2	-	-	-	-	-	-	-	-
52	Finance & insurance	72	363	1 993	16	10	3	3	-	-	-	-	-	-
53	Real estate & rental & leasing	11	7	30	4	3	1	-	-	-	-	-	-	-
54	Professional, scientific & technical services	7	17	78	4	4	-	-	-	-	-	-	-	-
62	Health care and social assistance	282	945	3 948	10	6	1	-	-	2	1	-	-	-
622	Hospitals	(C)	(D)	(D)	1	-	-	-	-	-	1	-	-	-
6221	General medical & surgical hospitals	(C)	(D)	(D)	1	-	-	-	-	-	1	-	-	-
62211	General medical & surgical hospitals	(C)	(D)	(D)	1	-	-	-	-	-	1	-	-	-
623	Nursing & residential care facilities	(C)	(D)	(D)	2	-	-	-	-	2	-	-	-	-
6231	Nursing care facilities	(C)	(D)	(D)	2	-	-	-	-	2	-	-	-	-
62311	Nursing care facilities	(C)	(D)	(D)	2	-	-	-	-	2	-	-	-	-
71	Arts, entertainment & recreation	(A)	(D)	(D)	1	1	-	-	-	-	-	-	-	-
72	Accommodation & food services	63	73	386	12	10	1	-	1	-	-	-	-	-
81	Other services (except public administration)	52	92	502	27	24	2	1	-	-	-	-	-	-
99	Unclassified establishments	(A)	(D)	(D)	2	2	-	-	-	-	-	-	-	-
<b>OLIVER</b>														
	Total	397	5 144	19 330	41	29	9	1	-	-	2	-	-	-
21	Mining	(C)	(D)	(D)	1	-	-	-	-	-	1	-	-	-
212	Mining (except oil & gas)	(C)	(D)	(D)	1	-	-	-	-	-	1	-	-	-
2121	Coal mining	(C)	(D)	(D)	1	-	-	-	-	-	1	-	-	-
21211	Coal mining	(C)	(D)	(D)	1	-	-	-	-	-	1	-	-	-
22	Utilities	(C)	(D)	(D)	1	-	-	-	-	-	1	-	-	-
221	Utilities	(C)	(D)	(D)	1	-	-	-	-	-	1	-	-	-
2211	Elec pwr generation, transmsn & distribution	(C)	(D)	(D)	1	-	-	-	-	-	1	-	-	-
22111	Electric power generation	(C)	(D)	(D)	1	-	-	-	-	-	1	-	-	-
23	Construction	(A)	(D)	(D)	3	2	1	-	-	-	-	-	-	-
31-33	Manufacturing	(A)	(D)	(D)	1	1	-	-	-	-	-	-	-	-
42	Wholesale trade	(A)	(D)	(D)	2	1	1	-	-	-	-	-	-	-
44-45	Retail trade	(B)	(D)	(D)	4	1	2	1	-	-	-	-	-	-
48-49	Transportation & warehousing	(A)	(D)	(D)	2	1	1	-	-	-	-	-	-	-
52	Finance & insurance	(A)	(D)	(D)	3	2	1	-	-	-	-	-	-	-
54	Professional, scientific & technical services	5	9	39	3	3	-	-	-	-	-	-	-	-
56	Admin, support, waste mgt, remediation services	(A)	(D)	(D)	2	2	-	-	-	-	-	-	-	-
62	Health care and social assistance	(A)	(D)	(D)	4	2	2	-	-	-	-	-	-	-
71	Arts, entertainment & recreation	(A)	(D)	(D)	1	1	-	-	-	-	-	-	-	-
72	Accommodation & food services	8	12	48	5	5	-	-	-	-	-	-	-	-
81	Other services (except public administration)	14	23	89	7	6	1	-	-	-	-	-	-	-
99	Unclassified establishments	(A)	(D)	(D)	2	2	-	-	-	-	-	-	-	-

Note: Employment-size classes are indicated as follows: A—0 to 19; B—20 to 99; C—100 to 249; E—250 to 499; F—500 to 999; G—1,000 to 2,499; H—2,500 to 4,999; I—5,000 to 9,999; J—10,000 to 24,999; K—25,000 to 49,999; L—50,000 to 99,999; M—100,000 or more.

**Table 6. Counties—Employees, Payroll, and Establishments by Industry: 1999—Con.**

[Excludes most government employees, railroad employees, and self-employed persons. Size class 1 to 4 includes establishments with payroll, but no employees, during mid-March pay period. (D) denotes figures withheld to avoid disclosing data for individual companies; the data are included in broader industry totals. Detailed industries with 100 or more employees are shown if industry was not a (D). For explanation of terms, abbreviations, and data reliability/comparability, see introductory text]

NAICS code	Industry	Number of employees for week including March 12	Payroll (\$1,000)		Total number of establishments	Number of establishments by employment-size class									
			First quarter	Annual		1 to 4	5 to 9	10 to 19	20 to 49	50 to 99	100 to 249	250 to 499	500 to 999	1,000 or more	
	<b>PEMBINA</b>														
	<b>Total</b> .....	<b>3 371</b>	<b>18 599</b>	<b>84 465</b>	<b>339</b>	<b>216</b>	<b>59</b>	<b>35</b>	<b>21</b>	<b>5</b>	<b>1</b>	<b>1</b>	<b>1</b>	<b>1</b>	<b>-</b>
<b>11</b>	<b>Forestry, fishing, hunting, and agriculture support</b> .....	<b>15</b>	<b>74</b>	<b>534</b>	<b>8</b>	<b>7</b>	<b>1</b>	<b>-</b>	<b>-</b>	<b>-</b>	<b>-</b>	<b>-</b>	<b>-</b>	<b>-</b>	<b>-</b>
<b>22</b>	<b>Utilities</b> .....	<b>(A)</b>	<b>(D)</b>	<b>(D)</b>	<b>3</b>	<b>2</b>	<b>1</b>	<b>-</b>	<b>-</b>	<b>-</b>	<b>-</b>	<b>-</b>	<b>-</b>	<b>-</b>	<b>-</b>
<b>23</b>	<b>Construction</b> .....	<b>133</b>	<b>461</b>	<b>7 595</b>	<b>32</b>	<b>23</b>	<b>5</b>	<b>3</b>	<b>1</b>	<b>-</b>	<b>-</b>	<b>-</b>	<b>-</b>	<b>-</b>	<b>-</b>
<b>31-33</b>	<b>Manufacturing</b> .....	<b>1 281</b>	<b>10 749</b>	<b>44 416</b>	<b>14</b>	<b>3</b>	<b>4</b>	<b>4</b>	<b>-</b>	<b>1</b>	<b>-</b>	<b>1</b>	<b>1</b>	<b>1</b>	<b>-</b>
332	Fabricated metal product mfg .....	(E)	(D)	(D)	2	-	-	1	-	-	-	1	-	-	-
3329	Other fabricated metal product mfg .....	(E)	(D)	(D)	1	-	-	-	-	-	-	1	-	-	-
33299	All other fabricated metal product mfg .....	(E)	(D)	(D)	1	-	-	-	-	-	-	1	-	-	-
336	Transportation equipment mfg .....	(F)	(D)	(D)	2	-	1	-	-	-	-	-	-	1	-
3361	Motor vehicle mfg .....	(F)	(D)	(D)	1	-	-	-	-	-	-	-	-	1	-
33612	Heavy duty truck mfg .....	(F)	(D)	(D)	1	-	-	-	-	-	-	-	-	1	-
<b>42</b>	<b>Wholesale trade</b> .....	<b>175</b>	<b>910</b>	<b>4 167</b>	<b>22</b>	<b>7</b>	<b>8</b>	<b>5</b>	<b>2</b>	<b>-</b>	<b>-</b>	<b>-</b>	<b>-</b>	<b>-</b>	<b>-</b>
422	Wholesale trade, nondurable goods .....	151	787	3 511	18	5	8	3	2	-	-	-	-	-	-
<b>44-45</b>	<b>Retail trade</b> .....	<b>576</b>	<b>1 876</b>	<b>8 564</b>	<b>71</b>	<b>33</b>	<b>20</b>	<b>8</b>	<b>9</b>	<b>1</b>	<b>-</b>	<b>-</b>	<b>-</b>	<b>-</b>	<b>-</b>
445	Food & beverage stores .....	129	320	1 323	11	5	1	2	3	-	-	-	-	-	-
4451	Grocery stores .....	108	217	914	7	2	1	1	3	-	-	-	-	-	-
44511	Grocery (except convenience) stores .....	108	217	914	7	2	1	1	3	-	-	-	-	-	-
445110	Grocery (except convenience) stores .....	108	217	914	7	2	1	1	3	-	-	-	-	-	-
447	Gasoline stations .....	165	601	2 427	15	6	2	3	4	-	-	-	-	-	-
4471	Gasoline stations .....	165	601	2 427	15	6	2	3	4	-	-	-	-	-	-
<b>48-49</b>	<b>Transportation &amp; warehousing</b> .....	<b>302</b>	<b>1 687</b>	<b>6 860</b>	<b>21</b>	<b>12</b>	<b>2</b>	<b>2</b>	<b>3</b>	<b>2</b>	<b>-</b>	<b>-</b>	<b>-</b>	<b>-</b>	<b>-</b>
484	Truck transportation .....	(C)	(D)	(D)	14	9	2	-	2	1	-	-	-	-	-
4842	Specialized freight trucking .....	159	860	3 225	12	7	2	-	2	1	-	-	-	-	-
488	Transportation support activities .....	134	782	3 460	6	2	-	2	1	1	-	-	-	-	-
4885	Freight transportation arrangement .....	134	782	3 460	6	2	-	2	1	1	-	-	-	-	-
48851	Freight transportation arrangement .....	134	782	3 460	6	2	-	2	1	1	-	-	-	-	-
488510	Freight transportation arrangement .....	134	782	3 460	6	2	-	2	1	1	-	-	-	-	-
<b>51</b>	<b>Information</b> .....	<b>(A)</b>	<b>(D)</b>	<b>(D)</b>	<b>6</b>	<b>4</b>	<b>2</b>	<b>-</b>	<b>-</b>	<b>-</b>	<b>-</b>	<b>-</b>	<b>-</b>	<b>-</b>	<b>-</b>
<b>52</b>	<b>Finance &amp; insurance</b> .....	<b>135</b>	<b>793</b>	<b>3 694</b>	<b>23</b>	<b>16</b>	<b>3</b>	<b>3</b>	<b>1</b>	<b>-</b>	<b>-</b>	<b>-</b>	<b>-</b>	<b>-</b>	<b>-</b>
522	Credit intermediation & related activities .....	115	714	3 268	12	6	2	3	1	-	-	-	-	-	-
5221	Depository credit intermediation .....	(C)	(D)	(D)	10	4	2	3	1	-	-	-	-	-	-
<b>53</b>	<b>Real estate &amp; rental &amp; leasing</b> .....	<b>5</b>	<b>3</b>	<b>12</b>	<b>3</b>	<b>3</b>	<b>-</b>	<b>-</b>	<b>-</b>	<b>-</b>	<b>-</b>	<b>-</b>	<b>-</b>	<b>-</b>	<b>-</b>
<b>54</b>	<b>Professional, scientific &amp; technical services</b> .....	<b>21</b>	<b>117</b>	<b>730</b>	<b>15</b>	<b>15</b>	<b>-</b>	<b>-</b>	<b>-</b>	<b>-</b>	<b>-</b>	<b>-</b>	<b>-</b>	<b>-</b>	<b>-</b>
<b>56</b>	<b>Admin, support, waste mgt, remediation services</b> .....	<b>20</b>	<b>54</b>	<b>247</b>	<b>9</b>	<b>8</b>	<b>1</b>	<b>-</b>	<b>-</b>	<b>-</b>	<b>-</b>	<b>-</b>	<b>-</b>	<b>-</b>	<b>-</b>
<b>61</b>	<b>Educational services</b> .....	<b>(A)</b>	<b>(D)</b>	<b>(D)</b>	<b>1</b>	<b>1</b>	<b>-</b>	<b>-</b>	<b>-</b>	<b>-</b>	<b>-</b>	<b>-</b>	<b>-</b>	<b>-</b>	<b>-</b>
<b>62</b>	<b>Health care and social assistance</b> .....	<b>333</b>	<b>1 247</b>	<b>4 696</b>	<b>20</b>	<b>12</b>	<b>2</b>	<b>3</b>	<b>1</b>	<b>1</b>	<b>1</b>	<b>-</b>	<b>-</b>	<b>-</b>	<b>-</b>
622	Hospitals .....	(C)	(D)	(D)	1	-	-	-	-	-	1	-	-	-	-
6221	General medical & surgical hospitals .....	(C)	(D)	(D)	1	-	-	-	-	-	1	-	-	-	-
62211	General medical & surgical hospitals .....	(C)	(D)	(D)	1	-	-	-	-	-	1	-	-	-	-
623	Nursing & residential care facilities .....	(C)	(D)	(D)	3	1	-	-	1	1	-	-	-	-	-
6231	Nursing care facilities .....	(C)	(D)	(D)	2	-	-	-	1	1	-	-	-	-	-
62311	Nursing care facilities .....	(C)	(D)	(D)	2	-	-	-	1	1	-	-	-	-	-
<b>71</b>	<b>Arts, entertainment &amp; recreation</b> .....	<b>27</b>	<b>40</b>	<b>227</b>	<b>10</b>	<b>8</b>	<b>1</b>	<b>1</b>	<b>-</b>	<b>-</b>	<b>-</b>	<b>-</b>	<b>-</b>	<b>-</b>	<b>-</b>
<b>72</b>	<b>Accommodation &amp; food services</b> .....	<b>203</b>	<b>268</b>	<b>1 292</b>	<b>28</b>	<b>15</b>	<b>4</b>	<b>6</b>	<b>3</b>	<b>-</b>	<b>-</b>	<b>-</b>	<b>-</b>	<b>-</b>	<b>-</b>
722	Food services & drinking places .....	163	202	1 028	24	13	3	6	2	-	-	-	-	-	-
7221	Full-service restaurants .....	105	126	581	8	1	2	3	2	-	-	-	-	-	-
72211	Full-service restaurants .....	105	126	581	8	1	2	3	2	-	-	-	-	-	-
722110	Full-service restaurants .....	105	126	581	8	1	2	3	2	-	-	-	-	-	-
<b>81</b>	<b>Other services (except public administration)</b> .....	<b>113</b>	<b>211</b>	<b>901</b>	<b>44</b>	<b>38</b>	<b>5</b>	<b>-</b>	<b>1</b>	<b>-</b>	<b>-</b>	<b>-</b>	<b>-</b>	<b>-</b>	<b>-</b>
<b>99</b>	<b>Unclassified establishments</b> .....	<b>4</b>	<b>5</b>	<b>75</b>	<b>9</b>	<b>9</b>	<b>-</b>	<b>-</b>	<b>-</b>	<b>-</b>	<b>-</b>	<b>-</b>	<b>-</b>	<b>-</b>	<b>-</b>

Note: Employment-size classes are indicated as follows: A—0 to 19; B—20 to 99; C—100 to 249; E—250 to 499; F—500 to 999; G—1,000 to 2,499; H—2,500 to 4,999; I—5,000 to 9,999; J—10,000 to 24,999; K—25,000 to 49,999; L—50,000 to 99,999; M—100,000 or more.

**Table 6. Counties—Employees, Payroll, and Establishments by Industry: 1999—Con.**

[Excludes most government employees, railroad employees, and self-employed persons. Size class 1 to 4 includes establishments with payroll, but no employees, during mid-March pay period. (D) denotes figures withheld to avoid disclosing data for individual companies; the data are included in broader industry totals. Detailed industries with 100 or more employees are shown if industry was not a (D). For explanation of terms, abbreviations, and data reliability/comparability, see introductory text]

NAICS code	Industry	Number of employees for week including March 12	Payroll (\$1,000)		Total number of establishments	Number of establishments by employment-size class								
			First quarter	Annual		1 to 4	5 to 9	10 to 19	20 to 49	50 to 99	100 to 249	250 to 499	500 to 999	1,000 or more
<b>PIERCE</b>														
	<b>Total</b> .....	<b>1 495</b>	<b>6 151</b>	<b>26 254</b>	<b>157</b>	<b>90</b>	<b>32</b>	<b>17</b>	<b>13</b>	<b>3</b>	<b>2</b>			
11	Forestry, fishing, hunting, and agriculture support .....	(A)	(D)	(D)	2	2	—	—	—	—	—	—	—	—
22	Utilities .....	(B)	(D)	(D)	2	1	—	—	1	—	—	—	—	—
23	Construction .....	63	253	873	11	8	1	1	1	—	—	—	—	—
31-33	Manufacturing .....	(B)	(D)	(D)	2	1	—	—	—	1	—	—	—	—
42	Wholesale trade .....	156	684	2 976	11	4	2	2	2	1	—	—	—	—
44-45	Retail trade .....	262	727	3 232	29	13	9	2	5	—	—	—	—	—
48-49	Transportation & warehousing .....	45	206	900	7	4	1	2	—	—	—	—	—	—
51	Information .....	28	87	342	5	2	3	—	—	—	—	—	—	—
52	Finance & insurance .....	89	560	2 227	13	7	3	2	1	—	—	—	—	—
53	Real estate & rental & leasing .....	(A)	(D)	(D)	2	2	—	—	—	—	—	—	—	—
54	Professional, scientific & technical services .....	30	77	263	9	7	2	—	—	—	—	—	—	—
56	Admin, support, waste mgt, remediation services .....	52	74	249	6	3	2	—	1	—	—	—	—	—
61	Educational services .....	(B)	(D)	(D)	3	2	—	1	—	—	—	—	—	—
62	Health care and social assistance .....	436	2 053	8 734	14	5	4	1	1	1	2	—	—	—
622	Hospitals .....	(C)	(D)	(D)	1	—	—	—	—	—	1	—	—	—
6221	General medical & surgical hospitals .....	(C)	(D)	(D)	1	—	—	—	—	—	1	—	—	—
62211	General medical & surgical hospitals .....	(C)	(D)	(D)	1	—	—	—	—	—	1	—	—	—
623	Nursing & residential care facilities .....	(C)	(D)	(D)	2	—	—	—	1	—	1	—	—	—
6231	Nursing care facilities .....	(C)	(D)	(D)	1	—	—	—	—	—	1	—	—	—
62311	Nursing care facilities .....	(C)	(D)	(D)	1	—	—	—	—	—	1	—	—	—
71	Arts, entertainment & recreation .....	25	53	233	6	4	1	1	—	—	—	—	—	—
72	Accommodation & food services .....	98	142	736	13	6	3	3	1	—	—	—	—	—
81	Other services (except public administration) .....	49	134	621	16	14	—	2	—	—	—	—	—	—
95	Auxiliaries (exc corporate, subsidiary & regional mgt) .....	(A)	(D)	(D)	1	—	1	—	—	—	—	—	—	—
99	Unclassified establishments .....	2	5	44	5	5	—	—	—	—	—	—	—	—
<b>RAMSEY</b>														
	<b>Total</b> .....	<b>4 463</b>	<b>18 010</b>	<b>77 577</b>	<b>437</b>	<b>237</b>	<b>94</b>	<b>51</b>	<b>39</b>	<b>10</b>	<b>6</b>			
11	Forestry, fishing, hunting, and agriculture support .....	6	29	152	4	4	—	—	—	—	—	—	—	—
21	Mining .....	(A)	(D)	(D)	1	1	—	—	—	—	—	—	—	—
22	Utilities .....	40	442	1 771	3	1	—	1	1	—	—	—	—	—
23	Construction .....	224	995	5 216	45	30	11	2	1	1	—	—	—	—
235	Special trade contractors .....	178	875	4 171	31	20	7	2	1	1	—	—	—	—
31-33	Manufacturing .....	184	837	3 695	10	4	2	—	3	1	—	—	—	—
42	Wholesale trade .....	347	2 096	8 926	29	10	9	3	7	—	—	—	—	—
422	Wholesale trade, nondurable goods .....	279	1 701	7 016	24	8	8	3	5	—	—	—	—	—
44-45	Retail trade .....	878	3 237	13 858	88	36	32	12	5	1	2	—	—	—
441	Motor vehicle & parts dealers .....	149	946	4 274	14	3	4	4	3	—	—	—	—	—
445	Food & beverage stores .....	124	363	1 467	7	5	1	—	—	—	1	—	—	—
4451	Grocery stores .....	(C)	(D)	(D)	2	1	—	—	—	—	1	—	—	—
44511	Grocery (except convenience) stores .....	(C)	(D)	(D)	2	1	—	—	—	—	1	—	—	—
452	General merchandise stores .....	259	754	3 147	4	—	—	—	2	1	1	—	—	—
4521	Department stores .....	(C)	(D)	(D)	2	—	—	—	—	1	1	—	—	—
45211	Department stores .....	(C)	(D)	(D)	2	—	—	—	—	1	1	—	—	—
48-49	Transportation & warehousing .....	23	82	662	19	19	—	—	—	—	—	—	—	—
51	Information .....	157	907	3 757	9	3	2	1	2	1	—	—	—	—
513	Broadcasting & telecommunications .....	(C)	(D)	(D)	7	3	1	1	1	1	—	—	—	—
52	Finance & insurance .....	240	1 562	6 274	30	21	3	2	3	1	—	—	—	—
522	Credit intermediation & related activities .....	199	1 318	5 220	13	6	1	2	3	1	—	—	—	—
5221	Depository credit intermediation .....	(C)	(D)	(D)	11	5	1	1	3	1	—	—	—	—
52211	Commercial banking .....	142	998	3 808	9	5	—	1	2	1	—	—	—	—
522110	Commercial banking .....	142	998	3 808	9	5	—	1	2	1	—	—	—	—
53	Real estate & rental & leasing .....	109	228	870	10	7	—	2	—	1	—	—	—	—
54	Professional, scientific & technical services .....	92	434	1 958	24	18	5	—	1	—	—	—	—	—
55	Management of companies & enterprises .....	(A)	(D)	(D)	2	1	—	1	—	—	—	—	—	—
56	Admin, support, waste mgt, remediation services .....	(B)	(D)	(D)	15	12	1	2	—	—	—	—	—	—
61	Educational services .....	(B)	(D)	(D)	2	—	1	—	1	—	—	—	—	—

Note: Employment-size classes are indicated as follows: A—0 to 19; B—20 to 99; C—100 to 249; E—250 to 499; F—500 to 999; G—1,000 to 2,499; H—2,500 to 4,999; I—5,000 to 9,999; J—10,000 to 24,999; K—25,000 to 49,999; L—50,000 to 99,999; M—100,000 or more.



**Table 6. Counties—Employees, Payroll, and Establishments by Industry: 1999—Con.**

[Excludes most government employees, railroad employees, and self-employed persons. Size class 1 to 4 includes establishments with payroll, but no employees, during mid-March pay period. (D) denotes figures withheld to avoid disclosing data for individual companies; the data are included in broader industry totals. Detailed industries with 100 or more employees are shown if industry was not a (D). For explanation of terms, abbreviations, and data reliability/comparability, see introductory text]

NAICS code	Industry	Number of employees for week including March 12	Payroll (\$1,000)		Total number of establishments	Number of establishments by employment-size class								
			First quarter	Annual		1 to 4	5 to 9	10 to 19	20 to 49	50 to 99	100 to 249	250 to 499	500 to 999	1,000 or more
<b>RAMSEY—Con.</b>														
<b>62</b>	<b>Health care and social assistance</b> .....	<b>1 111</b>	<b>4 518</b>	<b>19 639</b>	<b>38</b>	<b>14</b>	<b>5</b>	<b>10</b>	<b>3</b>	<b>2</b>	<b>4</b>	—	—	—
621	Ambulatory health care services .....	178	1 121	5 620	17	9	4	3	—	1	—	—	—	—
622	Hospitals .....	(C)	(D)	(D)	1	—	—	—	—	—	1	—	—	—
6221	General medical & surgical hospitals .....	(C)	(D)	(D)	1	—	—	—	—	—	1	—	—	—
62211	General medical & surgical hospitals .....	(C)	(D)	(D)	1	—	—	—	—	—	1	—	—	—
623	Nursing & residential care facilities .....	498	1 647	6 761	8	—	—	3	2	1	2	—	—	—
6231	Nursing care facilities .....	(C)	(D)	(D)	2	—	—	—	1	—	1	—	—	—
62311	Nursing care facilities .....	(C)	(D)	(D)	2	—	—	—	1	—	1	—	—	—
6233	Community care facilities for the elderly .....	(C)	(D)	(D)	2	—	—	—	1	—	1	—	—	—
62331	Community care facilities for the elderly .....	(C)	(D)	(D)	2	—	—	—	1	—	1	—	—	—
624	Social assistance .....	(C)	(D)	(D)	12	5	1	4	1	—	1	—	—	—
6241	Individual & family services .....	181	483	1 937	7	4	—	1	1	—	1	—	—	—
62412	Services for elderly & disabled persons .....	(C)	(D)	(D)	2	—	—	—	1	—	1	—	—	—
<b>71</b>	<b>Arts, entertainment &amp; recreation</b> .....	<b>84</b>	<b>206</b>	<b>888</b>	<b>11</b>	<b>5</b>	<b>1</b>	<b>4</b>	<b>1</b>	—	—	—	—	—
<b>72</b>	<b>Accommodation &amp; food services</b> .....	<b>596</b>	<b>1 079</b>	<b>4 650</b>	<b>40</b>	<b>12</b>	<b>10</b>	<b>6</b>	<b>10</b>	<b>2</b>	—	—	—	—
721	Accommodation .....	116	226	965	8	1	3	2	2	—	—	—	—	—
7211	Traveler accommodation .....	116	226	965	8	1	3	2	2	—	—	—	—	—
72111	Hotels (exc casino hotels) & motels .....	116	226	965	8	1	3	2	2	—	—	—	—	—
721110	Hotels (exc casino hotels) & motels .....	116	226	965	8	1	3	2	2	—	—	—	—	—
722	Food services & drinking places .....	480	853	3 685	32	11	7	4	8	2	—	—	—	—
7221	Full-service restaurants .....	285	495	2 038	13	1	3	2	6	1	—	—	—	—
72211	Full-service restaurants .....	285	495	2 038	13	1	3	2	6	1	—	—	—	—
722110	Full-service restaurants .....	285	495	2 038	13	1	3	2	6	1	—	—	—	—
7222	Limited-service eating places .....	164	295	1 243	9	3	1	2	2	1	—	—	—	—
72221	Limited-service eating places .....	164	295	1 243	9	3	1	2	2	1	—	—	—	—
<b>81</b>	<b>Other services (except public administration)</b> .....	<b>235</b>	<b>701</b>	<b>2 940</b>	<b>48</b>	<b>31</b>	<b>12</b>	<b>4</b>	<b>1</b>	—	—	—	—	—
813	Religious, grantmaking, civic, prof & like organizations .....	152	347	1 436	25	16	5	3	1	—	—	—	—	—
<b>95</b>	<b>Auxiliaries (exc corporate, subsidiary &amp; regional mgt)</b> .....	<b>(A)</b>	<b>(D)</b>	<b>(D)</b>	<b>2</b>	<b>1</b>	—	<b>1</b>	—	—	—	—	—	—
<b>99</b>	<b>Unclassified establishments</b> .....	<b>(A)</b>	<b>(D)</b>	<b>(D)</b>	<b>7</b>	<b>7</b>	—	—	—	—	—	—	—	—
<b>RANSOM</b>														
	<b>Total</b> .....	<b>1 471</b>	<b>6 129</b>	<b>27 317</b>	<b>209</b>	<b>133</b>	<b>40</b>	<b>23</b>	<b>7</b>	<b>5</b>	<b>1</b>	—	—	—
<b>11</b>	<b>Forestry, fishing, hunting, and agriculture support</b> .....	<b>5</b>	<b>30</b>	<b>134</b>	<b>3</b>	<b>3</b>	—	—	—	—	—	—	—	—
<b>22</b>	<b>Utilities</b> .....	<b>(A)</b>	<b>(D)</b>	<b>(D)</b>	<b>1</b>	<b>1</b>	—	—	—	—	—	—	—	—
<b>23</b>	<b>Construction</b> .....	<b>60</b>	<b>183</b>	<b>1 014</b>	<b>15</b>	<b>12</b>	<b>1</b>	<b>1</b>	<b>1</b>	—	—	—	—	—
<b>31-33</b>	<b>Manufacturing</b> .....	<b>223</b>	<b>1 265</b>	<b>6 237</b>	<b>7</b>	<b>3</b>	—	<b>1</b>	<b>1</b>	<b>2</b>	—	—	—	—
<b>42</b>	<b>Wholesale trade</b> .....	<b>155</b>	<b>1 086</b>	<b>4 852</b>	<b>9</b>	<b>4</b>	<b>1</b>	<b>1</b>	<b>2</b>	<b>1</b>	—	—	—	—
<b>44-45</b>	<b>Retail trade</b> .....	<b>250</b>	<b>685</b>	<b>3 170</b>	<b>36</b>	<b>16</b>	<b>11</b>	<b>7</b>	<b>2</b>	—	—	—	—	—
<b>48-49</b>	<b>Transportation &amp; warehousing</b> .....	<b>25</b>	<b>74</b>	<b>296</b>	<b>12</b>	<b>10</b>	<b>2</b>	—	—	—	—	—	—	—
<b>51</b>	<b>Information</b> .....	<b>(B)</b>	<b>(D)</b>	<b>(D)</b>	<b>4</b>	<b>1</b>	<b>2</b>	<b>1</b>	—	—	—	—	—	—
<b>52</b>	<b>Finance &amp; insurance</b> .....	<b>57</b>	<b>305</b>	<b>1 288</b>	<b>16</b>	<b>12</b>	<b>2</b>	<b>2</b>	—	—	—	—	—	—
<b>53</b>	<b>Real estate &amp; rental &amp; leasing</b> .....	<b>5</b>	<b>15</b>	<b>74</b>	<b>5</b>	<b>5</b>	—	—	—	—	—	—	—	—
<b>54</b>	<b>Professional, scientific &amp; technical services</b> .....	<b>43</b>	<b>128</b>	<b>493</b>	<b>13</b>	<b>10</b>	<b>3</b>	—	—	—	—	—	—	—
<b>55</b>	<b>Management of companies &amp; enterprises</b> .....	<b>(A)</b>	<b>(D)</b>	<b>(D)</b>	<b>1</b>	—	—	<b>1</b>	—	—	—	—	—	—
<b>56</b>	<b>Admin, support, waste mgt, remediation services</b> .....	<b>(A)</b>	<b>(D)</b>	<b>(D)</b>	<b>1</b>	<b>1</b>	—	—	—	—	—	—	—	—
<b>62</b>	<b>Health care and social assistance</b> .....	<b>339</b>	<b>1 572</b>	<b>6 328</b>	<b>20</b>	<b>11</b>	<b>3</b>	<b>3</b>	—	<b>2</b>	<b>1</b>	—	—	—
622	Hospitals .....	(C)	(D)	(D)	1	—	—	—	—	—	1	—	—	—
6221	General medical & surgical hospitals .....	(C)	(D)	(D)	1	—	—	—	—	—	1	—	—	—
62211	General medical & surgical hospitals .....	(C)	(D)	(D)	1	—	—	—	—	—	1	—	—	—
623	Nursing & residential care facilities .....	(C)	(D)	(D)	2	—	—	—	—	2	—	—	—	—
6231	Nursing care facilities .....	(C)	(D)	(D)	2	—	—	—	—	2	—	—	—	—
62311	Nursing care facilities .....	(C)	(D)	(D)	2	—	—	—	—	2	—	—	—	—
<b>71</b>	<b>Arts, entertainment &amp; recreation</b> .....	<b>13</b>	<b>37</b>	<b>150</b>	<b>6</b>	<b>5</b>	<b>1</b>	—	—	—	—	—	—	—
<b>72</b>	<b>Accommodation &amp; food services</b> .....	<b>135</b>	<b>198</b>	<b>920</b>	<b>25</b>	<b>13</b>	<b>7</b>	<b>4</b>	<b>1</b>	—	—	—	—	—
722	Food services & drinking places .....	117	167	776	21	10	7	3	1	—	—	—	—	—
<b>81</b>	<b>Other services (except public administration)</b> .....	<b>107</b>	<b>219</b>	<b>941</b>	<b>34</b>	<b>25</b>	<b>7</b>	<b>2</b>	—	—	—	—	—	—
<b>99</b>	<b>Unclassified establishments</b> .....	<b>(A)</b>	<b>(D)</b>	<b>(D)</b>	<b>1</b>	<b>1</b>	—	—	—	—	—	—	—	—

Note: Employment-size classes are indicated as follows: A—0 to 19; B—20 to 99; C—100 to 249; E—250 to 499; F—500 to 999; G—1,000 to 2,499; H—2,500 to 4,999; I—5,000 to 9,999; J—10,000 to 24,999; K—25,000 to 49,999; L—50,000 to 99,999; M—100,000 or more.

**Table 6. Counties—Employees, Payroll, and Establishments by Industry: 1999—Con.**

[Excludes most government employees, railroad employees, and self-employed persons. Size class 1 to 4 includes establishments with payroll, but no employees, during mid-March pay period. (D) denotes figures withheld to avoid disclosing data for individual companies; the data are included in broader industry totals. Detailed industries with 100 or more employees are shown if industry was not a (D). For explanation of terms, abbreviations, and data reliability/comparability, see introductory text]

NAICS code	Industry	Number of employees for week including March 12	Payroll (\$1,000)		Total number of establishments	Number of establishments by employment-size class								
			First quarter	Annual		1 to 4	5 to 9	10 to 19	20 to 49	50 to 99	100 to 249	250 to 499	500 to 999	1,000 or more
<b>RENVILLE</b>														
	<b>Total</b> .....	<b>544</b>	<b>2 038</b>	<b>8 814</b>	<b>90</b>	<b>67</b>	<b>15</b>	<b>3</b>	<b>3</b>	<b>2</b>	-	-	-	-
11	Forestry, fishing, hunting, and agriculture support .....	(A)	(D)	(D)	1	1	-	-	-	-	-	-	-	-
21	Mining .....	34	191	864	7	4	3	-	-	-	-	-	-	-
22	Utilities .....	(A)	(D)	(D)	1	1	-	-	-	-	-	-	-	-
23	Construction .....	17	99	461	5	3	2	-	-	-	-	-	-	-
31-33	Manufacturing .....	(A)	(D)	(D)	2	2	-	-	-	-	-	-	-	-
42	Wholesale trade .....	47	286	1 205	13	10	2	1	-	-	-	-	-	-
44-45	Retail trade .....	115	444	2 070	16	9	4	1	2	-	-	-	-	-
48-49	Transportation & warehousing .....	(A)	(D)	(D)	1	1	-	-	-	-	-	-	-	-
51	Information .....	(A)	(D)	(D)	1	1	-	-	-	-	-	-	-	-
52	Finance & insurance .....	27	114	481	10	9	1	-	-	-	-	-	-	-
53	Real estate & rental & leasing .....	(A)	(D)	(D)	1	1	-	-	-	-	-	-	-	-
54	Professional, scientific & technical services .....	(A)	(D)	(D)	3	3	-	-	-	-	-	-	-	-
56	Admin, support, waste mgt, remediation services .....	(C)	(D)	(D)	4	3	-	-	-	1	-	-	-	-
61	Educational services .....	(A)	(D)	(D)	1	-	-	1	-	-	-	-	-	-
62	Health care and social assistance .....	(C)	(D)	(D)	4	3	-	-	-	1	-	-	-	-
623	Nursing & residential care facilities .....	(C)	(D)	(D)	2	1	-	-	-	1	-	-	-	-
71	Arts, entertainment & recreation .....	(A)	(D)	(D)	2	1	1	-	-	-	-	-	-	-
72	Accommodation & food services .....	23	32	191	10	9	1	-	-	-	-	-	-	-
81	Other services (except public administration) .....	39	133	581	8	6	1	-	1	-	-	-	-	-
<b>RICHLAND</b>														
	<b>Total</b> .....	<b>6 646</b>	<b>36 155</b>	<b>155 820</b>	<b>554</b>	<b>318</b>	<b>103</b>	<b>75</b>	<b>38</b>	<b>10</b>	<b>7</b>	<b>1</b>	<b>2</b>	<b>-</b>
11	Forestry, fishing, hunting, and agriculture support .....	83	319	1 444	7	3	-	3	1	-	-	-	-	-
21	Mining .....	(A)	(D)	(D)	1	-	-	1	-	-	-	-	-	-
22	Utilities .....	51	587	2 393	3	1	1	-	1	-	-	-	-	-
23	Construction .....	362	1 841	8 618	63	43	10	7	2	1	-	-	-	-
233	Building, developing & general contracting .....	(C)	(D)	(D)	17	10	4	2	-	1	-	-	-	-
2333	Nonresidential building construction .....	108	709	3 290	5	1	1	2	-	1	-	-	-	-
23332	Commercial & institutional bldg construction ..	108	709	3 290	5	1	1	2	-	1	-	-	-	-
233320	Commercial & institutional bldg construction ..	108	709	3 290	5	1	1	2	-	1	-	-	-	-
235	Special trade contractors .....	223	997	4 644	44	31	6	5	2	-	-	-	-	-
31-33	Manufacturing .....	2 344	17 635	73 941	37	11	6	4	9	2	2	1	2	-
311	Food mfg .....	(E)	(D)	(D)	6	2	-	-	2	-	1	1	-	-
3112	Grain & oilseed milling .....	(C)	(D)	(D)	1	-	-	-	-	-	1	-	-	-
31122	Starch & vegetable fats & oils mfg .....	(C)	(D)	(D)	1	-	-	-	-	-	1	-	-	-
3113	Sugar & confectionery product mfg .....	(E)	(D)	(D)	1	-	-	-	-	-	-	1	-	-
31131	Sugar mfg .....	(E)	(D)	(D)	1	-	-	-	-	-	-	1	-	-
321	Wood product mfg .....	(F)	(D)	(D)	4	1	-	-	1	1	-	-	1	-
3212	Veneer, plywood & engineered wood product mfg .....	(F)	(D)	(D)	4	1	-	-	1	1	-	-	1	-
32121	Veneer, plywood & engineered wood product mfg .....	(F)	(D)	(D)	4	1	-	-	1	1	-	-	1	-
332	Fabricated metal product mfg .....	126	765	3 470	5	1	2	-	1	1	-	-	-	-
333	Machinery mfg .....	224	1 765	5 008	6	3	1	-	1	-	1	-	-	-
3331	Ag, construction & mining machinery mfg .....	(C)	(D)	(D)	3	2	-	-	-	-	1	-	-	-
33311	Agricultural implement mfg .....	(C)	(D)	(D)	3	2	-	-	-	-	1	-	-	-
334	Computer & electronic product mfg .....	(F)	(D)	(D)	1	-	-	-	-	-	-	-	1	-
3346	Mfg & reproducing magnetic & optical media ...	(F)	(D)	(D)	1	-	-	-	-	-	-	-	1	-
33461	Mfg & reproducing magnetic & optical media ...	(F)	(D)	(D)	1	-	-	-	-	-	-	-	1	-
42	Wholesale trade .....	350	2 094	8 651	50	27	7	13	3	-	-	-	-	-
421	Wholesale trade, durable goods .....	128	686	2 786	19	12	1	4	2	-	-	-	-	-
422	Wholesale trade, nondurable goods .....	222	1 408	5 865	31	15	6	9	1	-	-	-	-	-
4225	Farm product raw material whsle .....	105	756	3 158	16	7	6	3	-	-	-	-	-	-
42251	Grain & field bean whsle .....	105	756	3 158	16	7	6	3	-	-	-	-	-	-
422510	Grain & field bean whsle .....	105	756	3 158	16	7	6	3	-	-	-	-	-	-

Note: Employment-size classes are indicated as follows: A—0 to 19; B—20 to 99; C—100 to 249; E—250 to 499; F—500 to 999; G—1,000 to 2,499; H—2,500 to 4,999; I—5,000 to 9,999; J—10,000 to 24,999; K—25,000 to 49,999; L—50,000 to 99,999; M—100,000 or more.

**Table 6. Counties—Employees, Payroll, and Establishments by Industry: 1999—Con.**

[Excludes most government employees, railroad employees, and self-employed persons. Size class 1 to 4 includes establishments with payroll, but no employees, during mid-March pay period. (D) denotes figures withheld to avoid disclosing data for individual companies; the data are included in broader industry totals. Detailed industries with 100 or more employees are shown if industry was not a (D). For explanation of terms, abbreviations, and data reliability/comparability, see introductory text]

NAICS code	Industry	Number of employees for week including March 12	Payroll (\$1,000)		Total number of establishments	Number of establishments by employment-size class									
			First quarter	Annual		1 to 4	5 to 9	10 to 19	20 to 49	50 to 99	100 to 249	250 to 499	500 to 999	1,000 or more	
<b>RICHLAND—Con.</b>															
<b>44-45</b>	<b>Retail trade</b> .....	<b>799</b>	<b>2 926</b>	<b>12 226</b>	<b>92</b>	<b>41</b>	<b>29</b>	<b>15</b>	<b>5</b>	<b>1</b>	<b>1</b>	—	—	—	
441	Motor vehicle & parts dealers .....	172	1 022	4 341	13	3	3	5	1	1	—	—	—	—	
4411	Automobile dealers .....	(C)	(D)	(D)	8	2	2	2	1	1	—	—	—	—	
44111	New car dealers .....	111	718	3 000	7	1	2	2	1	1	—	—	—	—	
441110	New car dealers .....	111	718	3 000	7	1	2	2	1	1	—	—	—	—	
445	Food & beverage stores .....	243	614	2 526	14	8	4	—	1	—	1	—	—	—	
4451	Grocery stores .....	(C)	(D)	(D)	7	3	2	—	1	—	1	—	—	—	
44511	Grocery (except convenience) stores .....	214	549	2 222	6	3	1	—	1	—	1	—	—	—	
445110	Grocery (except convenience) stores .....	214	549	2 222	6	3	1	—	1	—	1	—	—	—	
447	Gasoline stations .....	102	281	1 198	18	7	7	4	—	—	—	—	—	—	
4471	Gasoline stations .....	102	281	1 198	18	7	7	4	—	—	—	—	—	—	
<b>48-49</b>	<b>Transportation &amp; warehousing</b> .....	<b>241</b>	<b>1 593</b>	<b>6 936</b>	<b>27</b>	<b>18</b>	<b>3</b>	<b>2</b>	<b>2</b>	<b>2</b>	—	—	—	—	
484	Truck transportation .....	206	1 463	6 189	21	13	3	2	1	2	—	—	—	—	
4841	General freight trucking .....	(C)	(D)	(D)	12	8	1	2	—	1	—	—	—	—	
48412	General freight trucking, long-distance .....	(C)	(D)	(D)	11	7	1	2	—	1	—	—	—	—	
484121	General freight trucking, long-distance, TL ..	107	790	3 623	10	6	1	2	—	1	—	—	—	—	
<b>51</b>	<b>Information</b> .....	<b>122</b>	<b>540</b>	<b>2 530</b>	<b>10</b>	<b>3</b>	<b>3</b>	<b>2</b>	<b>2</b>	—	—	—	—	—	
<b>52</b>	<b>Finance &amp; insurance</b> .....	<b>146</b>	<b>1 039</b>	<b>3 985</b>	<b>32</b>	<b>22</b>	<b>6</b>	<b>3</b>	<b>1</b>	—	—	—	—	—	
522	Credit intermediation & related activities .....	115	853	3 192	16	6	6	3	1	—	—	—	—	—	
<b>53</b>	<b>Real estate &amp; rental &amp; leasing</b> .....	<b>68</b>	<b>203</b>	<b>839</b>	<b>18</b>	<b>14</b>	<b>2</b>	<b>2</b>	—	—	—	—	—	—	
<b>54</b>	<b>Professional, scientific &amp; technical services</b> .....	<b>115</b>	<b>732</b>	<b>3 885</b>	<b>30</b>	<b>21</b>	<b>5</b>	<b>4</b>	—	—	—	—	—	—	
541	Professional, scientific & technical services .....	115	732	3 885	30	21	5	4	—	—	—	—	—	—	
<b>56</b>	<b>Admin, support, waste mgt, remediation services</b> .....	<b>281</b>	<b>1 229</b>	<b>6 285</b>	<b>14</b>	<b>9</b>	<b>2</b>	—	<b>1</b>	—	<b>2</b>	—	—	—	
561	Administrative & support services .....	(C)	(D)	(D)	11	7	2	—	1	—	1	—	—	—	
5613	Employment services .....	(C)	(D)	(D)	2	1	—	—	—	—	1	—	—	—	
56132	Temporary help services .....	(C)	(D)	(D)	2	1	—	—	—	—	1	—	—	—	
562	Waste management & remediation services .....	(C)	(D)	(D)	3	2	—	—	—	—	1	—	—	—	
5621	Waste collection .....	(C)	(D)	(D)	2	1	—	—	—	—	1	—	—	—	
56211	Waste collection .....	(C)	(D)	(D)	2	1	—	—	—	—	1	—	—	—	
<b>61</b>	<b>Educational services</b> .....	<b>336</b>	<b>1 224</b>	<b>4 857</b>	<b>4</b>	<b>1</b>	—	—	—	<b>2</b>	<b>1</b>	—	—	—	
611	Educational services .....	336	1 224	4 857	4	1	—	—	—	2	1	—	—	—	
6111	Elementary & secondary schools .....	(E)	(D)	(D)	3	—	—	—	—	2	1	—	—	—	
61111	Elementary & secondary schools .....	(E)	(D)	(D)	3	—	—	—	—	2	1	—	—	—	
<b>62</b>	<b>Health care and social assistance</b> .....	<b>668</b>	<b>2 793</b>	<b>12 092</b>	<b>40</b>	<b>20</b>	<b>8</b>	<b>5</b>	<b>4</b>	<b>2</b>	<b>1</b>	—	—	—	
621	Ambulatory health care services .....	190	1 508	6 621	22	16	4	—	1	1	—	—	—	—	
6211	Offices of physicians .....	126	1 229	5 110	3	1	—	—	1	1	—	—	—	—	
62111	Offices of physicians .....	126	1 229	5 110	3	1	—	—	1	1	—	—	—	—	
621111	Offices of physicians (exc mental health) ..	126	1 229	5 110	3	1	—	—	1	1	—	—	—	—	
623	Nursing & residential care facilities .....	367	1 063	4 546	10	—	3	4	1	1	—	—	—	—	
6231	Nursing care facilities .....	(E)	(D)	(D)	2	—	—	—	—	1	1	—	—	—	
62311	Nursing care facilities .....	(E)	(D)	(D)	2	—	—	—	—	1	1	—	—	—	
624	Social assistance .....	111	222	925	8	4	1	1	2	—	—	—	—	—	
<b>71</b>	<b>Arts, entertainment &amp; recreation</b> .....	<b>(B)</b>	<b>(D)</b>	<b>(D)</b>	<b>10</b>	<b>5</b>	<b>4</b>	<b>1</b>	—	—	—	—	—	—	
<b>72</b>	<b>Accommodation &amp; food services</b> .....	<b>380</b>	<b>667</b>	<b>2 921</b>	<b>47</b>	<b>24</b>	<b>9</b>	<b>9</b>	<b>5</b>	—	—	—	—	—	
722	Food services & drinking places .....	298	552	2 370	41	22	8	7	4	—	—	—	—	—	
7221	Full-service restaurants .....	120	227	1 028	8	3	—	2	3	—	—	—	—	—	
72211	Full-service restaurants .....	120	227	1 028	8	3	—	2	3	—	—	—	—	—	
722110	Full-service restaurants .....	120	227	1 028	8	3	—	2	3	—	—	—	—	—	
7222	Limited-service eating places .....	109	210	877	16	8	3	4	1	—	—	—	—	—	
72221	Limited-service eating places .....	109	210	877	16	8	3	4	1	—	—	—	—	—	
<b>81</b>	<b>Other services (except public administration)</b> .....	<b>235</b>	<b>554</b>	<b>2 450</b>	<b>63</b>	<b>49</b>	<b>8</b>	<b>4</b>	<b>2</b>	—	—	—	—	—	
813	Religious, grantmaking, civic, prof & like organizations .....	146	254	1 114	36	28	5	1	2	—	—	—	—	—	
<b>99</b>	<b>Unclassified establishments</b> .....	<b>(A)</b>	<b>(D)</b>	<b>(D)</b>	<b>6</b>	<b>6</b>	—	—	—	—	—	—	—	—	

Note: Employment-size classes are indicated as follows: A—0 to 19; B—20 to 99; C—100 to 249; E—250 to 499; F—500 to 999; G—1,000 to 2,499; H—2,500 to 4,999; I—5,000 to 9,999; J—10,000 to 24,999; K—25,000 to 49,999; L—50,000 to 99,999; M—100,000 or more.

**Table 6. Counties—Employees, Payroll, and Establishments by Industry: 1999—Con.**

[Excludes most government employees, railroad employees, and self-employed persons. Size class 1 to 4 includes establishments with payroll, but no employees, during mid-March pay period. (D) denotes figures withheld to avoid disclosing data for individual companies; the data are included in broader industry totals. Detailed industries with 100 or more employees are shown if industry was not a (D). For explanation of terms, abbreviations, and data reliability/comparability, see introductory text]

NAICS code	Industry	Number of employees for week including March 12	Payroll (\$1,000)		Total number of establishments	Number of establishments by employment-size class								
			First quarter	Annual		1 to 4	5 to 9	10 to 19	20 to 49	50 to 99	100 to 249	250 to 499	500 to 999	1,000 or more
<b>ROLETTE</b>														
	<b>Total</b> .....	<b>2 908</b>	<b>14 641</b>	<b>57 707</b>	<b>210</b>	<b>131</b>	<b>34</b>	<b>22</b>	<b>14</b>	<b>4</b>	<b>3</b>	<b>1</b>	<b>1</b>	<b>-</b>
11	Forestry, fishing, hunting, and agriculture support .....	(A)	(D)	(D)	2	2	-	-	-	-	-	-	-	-
21	Mining .....	(A)	(D)	(D)	1	1	-	-	-	-	-	-	-	-
23	Construction .....	73	250	1 957	25	19	3	3	-	-	-	-	-	-
31-33	Manufacturing .....	374	2 132	7 981	7	2	1	1	-	2	1	-	-	-
334	Computer & electronic product mfg .....	(C)	(D)	(D)	2	-	-	1	-	-	1	-	-	-
3344	Semiconductor & oth electronic component mfg .....	(C)	(D)	(D)	1	-	-	-	-	-	1	-	-	-
33441	Semiconductor & oth electronic component mfg .....	(C)	(D)	(D)	1	-	-	-	-	-	1	-	-	-
42	Wholesale trade .....	61	384	1 591	10	6	2	2	-	-	-	-	-	-
44-45	Retail trade .....	449	1 814	6 450	43	21	7	7	8	-	-	-	-	-
445	Food & beverage stores .....	151	601	2 048	9	4	-	2	3	-	-	-	-	-
4451	Grocery stores .....	144	570	1 890	6	1	-	2	3	-	-	-	-	-
44511	Grocery (except convenience) stores .....	144	570	1 890	6	1	-	2	3	-	-	-	-	-
445110	Grocery (except convenience) stores .....	144	570	1 890	6	1	-	2	3	-	-	-	-	-
48-49	Transportation & warehousing .....	76	199	828	12	8	1	1	2	-	-	-	-	-
51	Information .....	(F)	(D)	(D)	9	6	2	-	-	-	-	-	1	-
514	Information & data processing services .....	(F)	(D)	(D)	3	2	-	-	-	-	-	-	1	-
5142	Data processing services .....	(F)	(D)	(D)	3	2	-	-	-	-	-	-	1	-
51421	Data processing services .....	(F)	(D)	(D)	3	2	-	-	-	-	-	-	1	-
52	Finance & insurance .....	72	393	1 893	9	5	1	1	2	-	-	-	-	-
53	Real estate & rental & leasing .....	(A)	(D)	(D)	2	2	-	-	-	-	-	-	-	-
54	Professional, scientific & technical services .....	8	33	102	4	4	-	-	-	-	-	-	-	-
56	Admin, support, waste mgt, remediation services .....	11	50	267	7	6	1	-	-	-	-	-	-	-
61	Educational services .....	87	634	2 236	3	1	1	-	-	1	-	-	-	-
62	Health care and social assistance .....	548	3 667	14 383	25	11	5	5	1	1	2	-	-	-
622	Hospitals .....	(E)	(D)	(D)	2	-	-	-	-	-	2	-	-	-
6221	General medical & surgical hospitals .....	(E)	(D)	(D)	2	-	-	-	-	-	2	-	-	-
62211	General medical & surgical hospitals .....	(E)	(D)	(D)	2	-	-	-	-	-	2	-	-	-
71	Arts, entertainment & recreation .....	(E)	(D)	(D)	5	3	1	-	-	-	-	1	-	-
713	Amusement, gambling & recreation industries .....	(E)	(D)	(D)	4	2	1	-	-	-	-	1	-	-
7132	Gambling industries .....	(E)	(D)	(D)	1	-	-	-	-	-	-	1	-	-
71321	Casinos (except hotel casinos) .....	(E)	(D)	(D)	1	-	-	-	-	-	-	1	-	-
72	Accommodation & food services .....	102	137	688	19	12	4	2	1	-	-	-	-	-
81	Other services (except public administration) .....	65	139	671	25	20	5	-	-	-	-	-	-	-
99	Unclassified establishments .....	(A)	(D)	(D)	2	2	-	-	-	-	-	-	-	-
<b>SARGENT</b>														
	<b>Total</b> .....	<b>1 931</b>	<b>17 275</b>	<b>69 720</b>	<b>126</b>	<b>88</b>	<b>16</b>	<b>13</b>	<b>7</b>	<b>1</b>	<b>-</b>	<b>-</b>	<b>-</b>	<b>1</b>
11	Forestry, fishing, hunting, and agriculture support .....	(A)	(D)	(D)	2	2	-	-	-	-	-	-	-	-
21	Mining .....	(A)	(D)	(D)	1	-	-	1	-	-	-	-	-	-
22	Utilities .....	(B)	(D)	(D)	2	1	-	-	1	-	-	-	-	-
23	Construction .....	15	49	395	8	7	1	-	-	-	-	-	-	-
31-33	Manufacturing .....	(G)	(D)	(D)	5	2	-	-	1	1	-	-	-	1
333	Machinery mfg .....	(G)	(D)	(D)	2	1	-	-	-	-	-	-	-	1
3331	Ag, construction & mining machinery mfg .....	(G)	(D)	(D)	2	1	-	-	-	-	-	-	-	1
33312	Construction machinery mfg .....	(G)	(D)	(D)	1	-	-	-	-	-	-	-	-	1
42	Wholesale trade .....	76	403	1 794	9	5	1	3	-	-	-	-	-	-
44-45	Retail trade .....	148	378	1 615	27	16	6	4	1	-	-	-	-	-
48-49	Transportation & warehousing .....	93	581	2 541	7	3	1	1	2	-	-	-	-	-
51	Information .....	(A)	(D)	(D)	2	1	1	-	-	-	-	-	-	-
52	Finance & insurance .....	41	236	1 288	10	8	-	2	-	-	-	-	-	-
53	Real estate & rental & leasing .....	5	4	15	3	3	-	-	-	-	-	-	-	-
54	Professional, scientific & technical services .....	6	11	52	5	5	-	-	-	-	-	-	-	-
56	Admin, support, waste mgt, remediation services .....	(A)	(D)	(D)	2	1	1	-	-	-	-	-	-	-
61	Educational services .....	(A)	(D)	(D)	1	1	-	-	-	-	-	-	-	-
62	Health care and social assistance .....	(B)	(D)	(D)	4	3	-	-	1	-	-	-	-	-
71	Arts, entertainment & recreation .....	(A)	(D)	(D)	2	2	-	-	-	-	-	-	-	-
72	Accommodation & food services .....	53	63	263	15	11	3	1	-	-	-	-	-	-

Note: Employment-size classes are indicated as follows: A—0 to 19; B—20 to 99; C—100 to 249; E—250 to 499; F—500 to 999; G—1,000 to 2,499; H—2,500 to 4,999; I—5,000 to 9,999; J—10,000 to 24,999; K—25,000 to 49,999; L—50,000 to 99,999; M—100,000 or more.

**Table 6. Counties—Employees, Payroll, and Establishments by Industry: 1999—Con.**

[Excludes most government employees, railroad employees, and self-employed persons. Size class 1 to 4 includes establishments with payroll, but no employees, during mid-March pay period. (D) denotes figures withheld to avoid disclosing data for individual companies; the data are included in broader industry totals. Detailed industries with 100 or more employees are shown if industry was not a (D). For explanation of terms, abbreviations, and data reliability/comparability, see introductory text]

NAICS code	Industry	Number of employees for week including March 12	Payroll (\$1,000)		Total number of establishments	Number of establishments by employment-size class								
			First quarter	Annual		1 to 4	5 to 9	10 to 19	20 to 49	50 to 99	100 to 249	250 to 499	500 to 999	1,000 or more
<b>SARGENT—Con.</b>														
81	Other services (except public administration) .....	80	112	516	19	15	2	1	1	-	-	-	-	-
99	Unclassified establishments .....	(A)	(D)	(D)	2	2	-	-	-	-	-	-	-	-
<b>SHERIDAN</b>														
	<b>Total</b> .....	183	603	4 282	48	33	11	3	1	-	-	-	-	-
23	Construction .....	(A)	(D)	(D)	3	2	-	1	-	-	-	-	-	-
31-33	Manufacturing .....	(A)	(D)	(D)	2	1	1	-	-	-	-	-	-	-
42	Wholesale trade .....	(B)	(D)	(D)	6	3	2	1	-	-	-	-	-	-
44-45	Retail trade .....	32	101	472	8	4	4	-	-	-	-	-	-	-
48-49	Transportation & warehousing .....	(A)	(D)	(D)	2	2	-	-	-	-	-	-	-	-
52	Finance & insurance .....	17	80	373	4	2	2	-	-	-	-	-	-	-
53	Real estate & rental & leasing .....	6	4	17	3	3	-	-	-	-	-	-	-	-
54	Professional, scientific & technical services .....	6	15	38	4	4	-	-	-	-	-	-	-	-
55	Management of companies & enterprises .....	(A)	(D)	(D)	1	-	1	-	-	-	-	-	-	-
62	Health care and social assistance .....	(A)	(D)	(D)	1	-	-	1	-	-	-	-	-	-
72	Accommodation & food services .....	(B)	(D)	(D)	4	2	1	-	1	-	-	-	-	-
81	Other services (except public administration) .....	10	10	38	8	8	-	-	-	-	-	-	-	-
99	Unclassified establishments .....	(A)	(D)	(D)	2	2	-	-	-	-	-	-	-	-
<b>SIOUX</b>														
	<b>Total</b> .....	851	4 343	18 824	31	19	4	2	2	2	1	1	-	-
22	Utilities .....	(A)	(D)	(D)	1	1	-	-	-	-	-	-	-	-
23	Construction .....	2	37	125	3	3	-	-	-	-	-	-	-	-
42	Wholesale trade .....	(A)	(D)	(D)	2	1	1	-	-	-	-	-	-	-
44-45	Retail trade .....	46	141	590	10	8	1	1	-	-	-	-	-	-
48-49	Transportation & warehousing .....	(A)	(D)	(D)	2	2	-	-	-	-	-	-	-	-
51	Information .....	(A)	(D)	(D)	1	1	-	-	-	-	-	-	-	-
54	Professional, scientific & technical services .....	(A)	(D)	(D)	1	1	-	-	-	-	-	-	-	-
61	Educational services .....	(C)	(D)	(D)	2	-	-	-	-	1	1	-	-	-
611	Educational services .....	(C)	(D)	(D)	2	-	-	-	-	1	1	-	-	-
6111	Elementary & secondary schools .....	(C)	(D)	(D)	1	-	-	-	-	-	1	-	-	-
61111	Elementary & secondary schools .....	(C)	(D)	(D)	1	-	-	-	-	-	1	-	-	-
62	Health care and social assistance .....	(C)	(D)	(D)	3	-	1	-	1	1	-	-	-	-
71	Arts, entertainment & recreation .....	(E)	(D)	(D)	1	-	-	-	-	-	-	1	-	-
713	Amusement, gambling & recreation industries .....	(E)	(D)	(D)	1	-	-	-	-	-	-	1	-	-
7132	Gambling industries .....	(E)	(D)	(D)	1	-	-	-	-	-	-	1	-	-
71321	Casinos (except hotel casinos) .....	(E)	(D)	(D)	1	-	-	-	-	-	-	1	-	-
72	Accommodation & food services .....	31	42	161	3	1	1	-	1	-	-	-	-	-
81	Other services (except public administration) .....	(A)	(D)	(D)	2	1	-	1	-	-	-	-	-	-
<b>SLOPE</b>														
	<b>Total</b> .....	44	191	834	10	6	3	1	-	-	-	-	-	-
23	Construction .....	20	75	354	3	1	2	-	-	-	-	-	-	-
44-45	Retail trade .....	(A)	(D)	(D)	1	1	-	-	-	-	-	-	-	-
48-49	Transportation & warehousing .....	(A)	(D)	(D)	1	-	-	1	-	-	-	-	-	-
53	Real estate & rental & leasing .....	(A)	(D)	(D)	1	1	-	-	-	-	-	-	-	-
56	Admin, support, waste mgt, remediation services .....	(A)	(D)	(D)	1	1	-	-	-	-	-	-	-	-
72	Accommodation & food services .....	(A)	(D)	(D)	2	1	1	-	-	-	-	-	-	-
81	Other services (except public administration) .....	(A)	(D)	(D)	1	1	-	-	-	-	-	-	-	-

Note: Employment-size classes are indicated as follows: A—0 to 19; B—20 to 99; C—100 to 249; E—250 to 499; F—500 to 999; G—1,000 to 2,499; H—2,500 to 4,999; I—5,000 to 9,999; J—10,000 to 24,999; K—25,000 to 49,999; L—50,000 to 99,999; M—100,000 or more.

**Table 6. Counties—Employees, Payroll, and Establishments by Industry: 1999—Con.**

[Excludes most government employees, railroad employees, and self-employed persons. Size class 1 to 4 includes establishments with payroll, but no employees, during mid-March pay period. (D) denotes figures withheld to avoid disclosing data for individual companies; the data are included in broader industry totals. Detailed industries with 100 or more employees are shown if industry was not a (D). For explanation of terms, abbreviations, and data reliability/comparability, see introductory text]

NAICS code	Industry	Number of employees for week including March 12	Payroll (\$1,000)		Total number of establishments	Number of establishments by employment-size class								
			First quarter	Annual		1 to 4	5 to 9	10 to 19	20 to 49	50 to 99	100 to 249	250 to 499	500 to 999	1,000 or more
<b>STARK</b>														
	<b>Total</b> .....	<b>8 164</b>	<b>36 985</b>	<b>163 483</b>	<b>846</b>	<b>480</b>	<b>173</b>	<b>106</b>	<b>60</b>	<b>19</b>	<b>6</b>	<b>2</b>	-	-
<b>11</b>	<b>Forestry, fishing, hunting, and agriculture support</b> .....	(A)	(D)	(D)	3	3	-	-	-	-	-	-	-	-
<b>21</b>	<b>Mining</b> .....	<b>210</b>	<b>1 470</b>	<b>7 584</b>	<b>16</b>	<b>5</b>	<b>4</b>	<b>4</b>	<b>2</b>	<b>1</b>	-	-	-	-
213	Mining support activities .....	114	585	3 285	13	5	4	2	2	-	-	-	-	-
2131	Mining support activities .....	114	585	3 285	13	5	4	2	2	-	-	-	-	-
21311	Mining support activities .....	114	585	3 285	13	5	4	2	2	-	-	-	-	-
<b>22</b>	<b>Utilities</b> .....	(B)	(D)	(D)	3	1	-	-	2	-	-	-	-	-
<b>23</b>	<b>Construction</b> .....	<b>414</b>	<b>2 134</b>	<b>11 225</b>	<b>70</b>	<b>47</b>	<b>12</b>	<b>8</b>	<b>2</b>	-	<b>1</b>	-	-	-
234	Heavy construction .....	155	792	4 932	6	2	2	1	-	-	1	-	-	-
2341	Highway, street, bridge & tunnel construction ...	(C)	(D)	(D)	2	-	1	-	-	-	1	-	-	-
23411	Highway & street construction .....	(C)	(D)	(D)	2	-	1	-	-	-	1	-	-	-
235	Special trade contractors .....	185	1 006	4 581	48	33	8	6	1	-	-	-	-	-
<b>31-33</b>	<b>Manufacturing</b> .....	<b>874</b>	<b>5 404</b>	<b>22 993</b>	<b>33</b>	<b>16</b>	<b>6</b>	<b>4</b>	<b>2</b>	<b>3</b>	<b>1</b>	<b>1</b>	-	-
311	Food mfg .....	(C)	(D)	(D)	4	1	1	-	1	-	1	-	-	-
3118	Bakeries & tortilla mfg .....	(C)	(D)	(D)	2	-	1	-	-	-	1	-	-	-
31181	Bread & bakery product mfg .....	(C)	(D)	(D)	2	-	1	-	-	-	1	-	-	-
333	Machinery mfg .....	124	967	3 893	5	2	-	-	1	2	-	-	-	-
337	Furniture & related product mfg .....	(E)	(D)	(D)	5	2	1	1	-	-	-	1	-	-
3371	HH & institutional furniture & kitchen cabinet mfg .....	(E)	(D)	(D)	5	2	1	1	-	-	-	1	-	-
33711	Wood kitchen cabinet & countertop mfg .....	(E)	(D)	(D)	4	2	1	-	-	-	-	1	-	-
<b>42</b>	<b>Wholesale trade</b> .....	<b>474</b>	<b>2 595</b>	<b>11 608</b>	<b>52</b>	<b>21</b>	<b>17</b>	<b>8</b>	<b>4</b>	<b>2</b>	-	-	-	-
421	Wholesale trade, durable goods .....	169	1 051	4 786	27	11	12	2	2	-	-	-	-	-
4218	Machinery, equipment & supplies whse .....	136	888	4 047	17	4	9	2	2	-	-	-	-	-
422	Wholesale trade, nondurable goods .....	305	1 544	6 822	25	10	5	6	2	2	-	-	-	-
4225	Farm product raw material whse .....	164	510	2 227	7	2	1	1	1	2	-	-	-	-
42252	Livestock whse .....	(C)	(D)	(D)	2	-	-	-	-	2	-	-	-	-
<b>44-45</b>	<b>Retail trade</b> .....	<b>1 575</b>	<b>5 926</b>	<b>25 400</b>	<b>169</b>	<b>73</b>	<b>56</b>	<b>25</b>	<b>9</b>	<b>5</b>	<b>1</b>	-	-	-
441	Motor vehicle & parts dealers .....	282	1 381	6 222	26	9	9	4	3	1	-	-	-	-
4411	Automobile dealers .....	(C)	(D)	(D)	10	2	4	1	2	1	-	-	-	-
44111	New car dealers .....	167	880	4 019	8	1	3	1	2	1	-	-	-	-
441110	New car dealers .....	167	880	4 019	8	1	3	1	2	1	-	-	-	-
445	Food & beverage stores .....	240	752	3 051	21	9	7	2	1	2	-	-	-	-
4451	Grocery stores .....	188	646	2 573	7	2	-	2	1	2	-	-	-	-
44511	Grocery (except convenience) stores .....	188	646	2 573	7	2	-	2	1	2	-	-	-	-
445110	Grocery (except convenience) stores .....	188	646	2 573	7	2	-	2	1	2	-	-	-	-
447	Gasoline stations .....	204	652	2 822	21	2	10	7	2	-	-	-	-	-
4471	Gasoline stations .....	204	652	2 822	21	2	10	7	2	-	-	-	-	-
44711	Gasoline stations with convenience stores ...	113	303	1 363	13	-	8	5	-	-	-	-	-	-
447110	Gasoline stations with convenience stores .	113	303	1 363	13	-	8	5	-	-	-	-	-	-
452	General merchandise stores .....	329	1 091	4 471	4	-	-	1	-	2	1	-	-	-
4521	Department stores .....	(E)	(D)	(D)	3	-	-	-	-	2	1	-	-	-
45211	Department stores .....	(E)	(D)	(D)	3	-	-	-	-	2	1	-	-	-
<b>48-49</b>	<b>Transportation &amp; warehousing</b> .....	<b>250</b>	<b>1 480</b>	<b>6 490</b>	<b>48</b>	<b>34</b>	<b>5</b>	<b>6</b>	<b>3</b>	-	-	-	-	-
484	Truck transportation .....	210	1 353	6 022	36	26	2	5	3	-	-	-	-	-
4841	General freight trucking .....	179	1 198	5 238	23	14	2	4	3	-	-	-	-	-
48412	General freight trucking, long-distance .....	(C)	(D)	(D)	18	11	2	3	2	-	-	-	-	-
484121	General freight trucking, long-distance, TL .	115	835	3 524	16	9	2	3	2	-	-	-	-	-
<b>51</b>	<b>Information</b> .....	<b>200</b>	<b>1 254</b>	<b>5 745</b>	<b>16</b>	<b>6</b>	<b>6</b>	<b>1</b>	<b>2</b>	<b>1</b>	-	-	-	-
513	Broadcasting & telecommunications .....	111	846	3 765	11	5	5	-	-	1	-	-	-	-
<b>52</b>	<b>Finance &amp; insurance</b> .....	<b>276</b>	<b>1 873</b>	<b>7 286</b>	<b>56</b>	<b>42</b>	<b>8</b>	<b>3</b>	<b>2</b>	<b>1</b>	-	-	-	-
522	Credit intermediation & related activities .....	185	1 356	5 110	14	3	6	2	2	1	-	-	-	-
5221	Depository credit intermediation .....	(C)	(D)	(D)	11	2	4	2	2	1	-	-	-	-
52211	Commercial banking .....	136	1 022	4 094	8	1	4	-	2	1	-	-	-	-
522110	Commercial banking .....	136	1 022	4 094	8	1	4	-	2	1	-	-	-	-
<b>53</b>	<b>Real estate &amp; rental &amp; leasing</b> .....	<b>51</b>	<b>180</b>	<b>812</b>	<b>26</b>	<b>23</b>	<b>3</b>	-	-	-	-	-	-	-
<b>54</b>	<b>Professional, scientific &amp; technical services</b> .....	<b>247</b>	<b>1 505</b>	<b>7 317</b>	<b>55</b>	<b>40</b>	<b>10</b>	<b>3</b>	<b>2</b>	-	-	-	-	-
541	Professional, scientific & technical services .....	247	1 505	7 317	55	40	10	3	2	-	-	-	-	-
<b>55</b>	<b>Management of companies &amp; enterprises</b> .	(A)	(D)	(D)	1	1	-	-	-	-	-	-	-	-
<b>56</b>	<b>Admin, support, waste mgt, remediation services</b> .....	<b>273</b>	<b>1 185</b>	<b>5 402</b>	<b>30</b>	<b>19</b>	<b>5</b>	<b>5</b>	-	-	<b>1</b>	-	-	-
561	Administrative & support services .....	(C)	(D)	(D)	23	14	5	3	-	-	1	-	-	-
5615	Travel arrangement & reservation services .....	152	678	3 202	5	3	1	-	-	-	1	-	-	-
56151	Travel agencies .....	152	678	3 202	5	3	1	-	-	-	1	-	-	-
561510	Travel agencies .....	152	678	3 202	5	3	1	-	-	-	1	-	-	-

Note: Employment-size classes are indicated as follows: A—0 to 19; B—20 to 99; C—100 to 249; E—250 to 499; F—500 to 999; G—1,000 to 2,499; H—2,500 to 4,999; I—5,000 to 9,999; J—10,000 to 24,999; K—25,000 to 49,999; L—50,000 to 99,999; M—100,000 or more.

**Table 6. Counties—Employees, Payroll, and Establishments by Industry: 1999—Con.**

[Excludes most government employees, railroad employees, and self-employed persons. Size class 1 to 4 includes establishments with payroll, but no employees, during mid-March pay period. (D) denotes figures withheld to avoid disclosing data for individual companies; the data are included in broader industry totals. Detailed industries with 100 or more employees are shown if industry was not a (D). For explanation of terms, abbreviations, and data reliability/comparability, see introductory text]

NAICS code	Industry	Number of employees for week including March 12	Payroll (\$1,000)		Total number of establishments	Number of establishments by employment-size class								
			First quarter	Annual		1 to 4	5 to 9	10 to 19	20 to 49	50 to 99	100 to 249	250 to 499	500 to 999	1,000 or more
<b>STARK—Con.</b>														
<b>61</b>	<b>Educational services</b> .....	<b>132</b>	<b>365</b>	<b>1 427</b>	<b>10</b>	<b>4</b>	<b>1</b>	<b>2</b>	<b>3</b>	—	—	—	—	—
611	Educational services .....	132	365	1 427	10	4	1	2	3	—	—	—	—	—
6111	Elementary & secondary schools .....	125	356	1 397	6	—	1	2	3	—	—	—	—	—
61111	Elementary & secondary schools .....	125	356	1 397	6	—	1	2	3	—	—	—	—	—
611110	Elementary & secondary schools .....	125	356	1 397	6	—	1	2	3	—	—	—	—	—
<b>62</b>	<b>Health care and social assistance</b> .....	<b>1 531</b>	<b>7 228</b>	<b>31 129</b>	<b>65</b>	<b>30</b>	<b>16</b>	<b>7</b>	<b>6</b>	<b>3</b>	<b>2</b>	<b>1</b>	—	—
621	Ambulatory health care services .....	283	2 179	10 253	30	18	7	2	1	2	—	—	—	—
622	Hospitals .....	(E)	(D)	(D)	2	—	—	—	1	—	—	1	—	—
6221	General medical & surgical hospitals .....	(E)	(D)	(D)	2	—	—	—	1	—	—	1	—	—
62211	General medical & surgical hospitals .....	(E)	(D)	(D)	2	—	—	—	1	—	—	1	—	—
623	Nursing & residential care facilities .....	520	1 695	6 186	9	—	2	4	1	—	2	—	—	—
6231	Nursing care facilities .....	(E)	(D)	(D)	2	—	—	—	—	—	2	—	—	—
62311	Nursing care facilities .....	(E)	(D)	(D)	2	—	—	—	—	—	2	—	—	—
624	Social assistance .....	(C)	(D)	(D)	24	12	7	1	3	1	—	—	—	—
6241	Individual & family services .....	(C)	(D)	(D)	8	3	1	—	3	1	—	—	—	—
<b>71</b>	<b>Arts, entertainment &amp; recreation</b> .....	<b>106</b>	<b>175</b>	<b>740</b>	<b>13</b>	<b>7</b>	<b>2</b>	<b>2</b>	<b>2</b>	—	—	—	—	—
713	Amusement, gambling & recreation industries .....	(C)	(D)	(D)	11	5	2	2	2	—	—	—	—	—
<b>72</b>	<b>Accommodation &amp; food services</b> .....	<b>940</b>	<b>1 756</b>	<b>7 992</b>	<b>65</b>	<b>25</b>	<b>7</b>	<b>15</b>	<b>16</b>	<b>2</b>	—	—	—	—
721	Accommodation .....	152	279	1 380	14	8	1	4	—	1	—	—	—	—
7211	Traveler accommodation .....	(C)	(D)	(D)	13	7	1	4	—	1	—	—	—	—
72111	Hotels (exc casino hotels) & motels .....	(C)	(D)	(D)	12	6	1	4	—	1	—	—	—	—
722	Food services & drinking places .....	788	1 477	6 612	51	17	6	11	16	1	—	—	—	—
7221	Full-service restaurants .....	372	727	3 328	20	6	2	4	7	1	—	—	—	—
72211	Full-service restaurants .....	372	727	3 328	20	6	2	4	7	1	—	—	—	—
722110	Full-service restaurants .....	372	727	3 328	20	6	2	4	7	1	—	—	—	—
7222	Limited-service eating places .....	305	546	2 417	18	5	1	5	7	—	—	—	—	—
72221	Limited-service eating places .....	305	546	2 417	18	5	1	5	7	—	—	—	—	—
722211	Limited-service restaurants .....	277	508	2 205	14	2	1	5	6	—	—	—	—	—
<b>81</b>	<b>Other services (except public administration)</b> .....	<b>517</b>	<b>1 614</b>	<b>6 840</b>	<b>105</b>	<b>75</b>	<b>13</b>	<b>13</b>	<b>3</b>	<b>1</b>	—	—	—	—
811	Repair & maintenance .....	149	819	3 391	45	36	4	4	1	—	—	—	—	—
8111	Automotive repair & maintenance .....	116	665	2 577	32	26	2	3	1	—	—	—	—	—
812	Personal & laundry services .....	102	290	1 348	22	13	6	3	—	—	—	—	—	—
813	Religious, grantmaking, civic, prof & like organizations .....	266	505	2 101	38	26	3	6	2	1	—	—	—	—
8134	Civic & social organizations .....	158	281	1 186	9	4	—	2	2	1	—	—	—	—
81341	Civic & social organizations .....	158	281	1 186	9	4	—	2	2	1	—	—	—	—
813410	Civic & social organizations .....	158	281	1 186	9	4	—	2	2	1	—	—	—	—
<b>95</b>	<b>Auxiliaries (exc corporate, subsidiary &amp; regional mgt)</b> .....	<b>(A)</b>	<b>(D)</b>	<b>(D)</b>	<b>1</b>	<b>1</b>	—	—	—	—	—	—	—	—
<b>99</b>	<b>Unclassified establishments</b> .....	<b>12</b>	<b>10</b>	<b>71</b>	<b>9</b>	<b>7</b>	<b>2</b>	—	—	—	—	—	—	—
<b>STEELE</b>														
	<b>Total</b> .....	<b>328</b>	<b>1 625</b>	<b>7 269</b>	<b>77</b>	<b>57</b>	<b>12</b>	<b>6</b>	<b>2</b>	—	—	—	—	—
<b>11</b>	<b>Forestry, fishing, hunting, and agriculture support</b> .....	<b>(A)</b>	<b>(D)</b>	<b>(D)</b>	<b>1</b>	<b>1</b>	—	—	—	—	—	—	—	—
<b>22</b>	<b>Utilities</b> .....	<b>(B)</b>	<b>(D)</b>	<b>(D)</b>	<b>2</b>	<b>1</b>	—	<b>1</b>	—	—	—	—	—	—
<b>23</b>	<b>Construction</b> .....	<b>(B)</b>	<b>(D)</b>	<b>(D)</b>	<b>7</b>	<b>5</b>	<b>1</b>	—	<b>1</b>	—	—	—	—	—
<b>31-33</b>	<b>Manufacturing</b> .....	<b>57</b>	<b>246</b>	<b>1 254</b>	<b>4</b>	<b>2</b>	—	<b>1</b>	<b>1</b>	—	—	—	—	—
<b>42</b>	<b>Wholesale trade</b> .....	<b>47</b>	<b>463</b>	<b>1 620</b>	<b>8</b>	<b>2</b>	<b>5</b>	<b>1</b>	—	—	—	—	—	—
<b>44-45</b>	<b>Retail trade</b> .....	<b>(B)</b>	<b>(D)</b>	<b>(D)</b>	<b>8</b>	<b>5</b>	<b>1</b>	<b>2</b>	—	—	—	—	—	—
<b>48-49</b>	<b>Transportation &amp; warehousing</b> .....	<b>5</b>	<b>14</b>	<b>44</b>	<b>5</b>	<b>5</b>	—	—	—	—	—	—	—	—
<b>51</b>	<b>Information</b> .....	<b>(A)</b>	<b>(D)</b>	<b>(D)</b>	<b>1</b>	—	<b>1</b>	—	—	—	—	—	—	—
<b>52</b>	<b>Finance &amp; insurance</b> .....	<b>32</b>	<b>182</b>	<b>1 014</b>	<b>7</b>	<b>5</b>	<b>1</b>	<b>1</b>	—	—	—	—	—	—
<b>53</b>	<b>Real estate &amp; rental &amp; leasing</b> .....	<b>(A)</b>	<b>(D)</b>	<b>(D)</b>	<b>2</b>	<b>2</b>	—	—	—	—	—	—	—	—
<b>54</b>	<b>Professional, scientific &amp; technical services</b> .....	<b>2</b>	<b>3</b>	<b>28</b>	<b>4</b>	<b>4</b>	—	—	—	—	—	—	—	—
<b>56</b>	<b>Admin, support, waste mgt, remediation services</b> .....	<b>(A)</b>	<b>(D)</b>	<b>(D)</b>	<b>2</b>	<b>1</b>	<b>1</b>	—	—	—	—	—	—	—
<b>62</b>	<b>Health care and social assistance</b> .....	<b>(A)</b>	<b>(D)</b>	<b>(D)</b>	<b>1</b>	<b>1</b>	—	—	—	—	—	—	—	—
<b>71</b>	<b>Arts, entertainment &amp; recreation</b> .....	<b>5</b>	<b>10</b>	<b>41</b>	<b>3</b>	<b>3</b>	—	—	—	—	—	—	—	—
<b>72</b>	<b>Accommodation &amp; food services</b> .....	<b>16</b>	<b>21</b>	<b>104</b>	<b>8</b>	<b>7</b>	<b>1</b>	—	—	—	—	—	—	—
<b>81</b>	<b>Other services (except public administration)</b> .....	<b>31</b>	<b>53</b>	<b>262</b>	<b>14</b>	<b>13</b>	<b>1</b>	—	—	—	—	—	—	—

Note: Employment-size classes are indicated as follows: A—0 to 19; B—20 to 99; C—100 to 249; E—250 to 499; F—500 to 999; G—1,000 to 2,499; H—2,500 to 4,999; I—5,000 to 9,999; J—10,000 to 24,999; K—25,000 to 49,999; L—50,000 to 99,999; M—100,000 or more.

**Table 6. Counties—Employees, Payroll, and Establishments by Industry: 1999—Con.**

[Excludes most government employees, railroad employees, and self-employed persons. Size class 1 to 4 includes establishments with payroll, but no employees, during mid-March pay period. (D) denotes figures withheld to avoid disclosing data for individual companies; the data are included in broader industry totals. Detailed industries with 100 or more employees are shown if industry was not a (D). For explanation of terms, abbreviations, and data reliability/comparability, see introductory text]

NAICS code	Industry	Number of employees for week including March 12	Payroll (\$1,000)		Total number of establishments	Number of establishments by employment-size class									
			First quarter	Annual		1 to 4	5 to 9	10 to 19	20 to 49	50 to 99	100 to 249	250 to 499	500 to 999	1,000 or more	
<b>STUTSMAN</b>															
	<b>Total</b> .....	<b>9 046</b>	<b>43 304</b>	<b>190 159</b>	<b>685</b>	<b>379</b>	<b>136</b>	<b>89</b>	<b>48</b>	<b>17</b>	<b>12</b>	<b>2</b>	<b>2</b>	<b>-</b>	
11	<b>Forestry, fishing, hunting, and agriculture support</b> .....	<b>16</b>	<b>52</b>	<b>169</b>	<b>5</b>	<b>4</b>	<b>-</b>	<b>1</b>	<b>-</b>	<b>-</b>	<b>-</b>	<b>-</b>	<b>-</b>	<b>-</b>	
22	<b>Utilities</b> .....	<b>(B)</b>	<b>(D)</b>	<b>(D)</b>	<b>4</b>	<b>1</b>	<b>2</b>	<b>-</b>	<b>1</b>	<b>-</b>	<b>-</b>	<b>-</b>	<b>-</b>	<b>-</b>	
23	<b>Construction</b> .....	<b>241</b>	<b>932</b>	<b>6 556</b>	<b>67</b>	<b>48</b>	<b>11</b>	<b>8</b>	<b>-</b>	<b>-</b>	<b>-</b>	<b>-</b>	<b>-</b>	<b>-</b>	
235	Special trade contractors .....	199	748	5 594	52	35	10	7	-	-	-	-	-	-	
31-33	<b>Manufacturing</b> .....	<b>1 545</b>	<b>10 258</b>	<b>48 348</b>	<b>29</b>	<b>11</b>	<b>3</b>	<b>6</b>	<b>3</b>	<b>1</b>	<b>3</b>	<b>1</b>	<b>1</b>	<b>-</b>	
311	Food mfg .....	394	2 491	11 344	5	1	1	-	1	1	-	1	-	-	
3114	Fruit & veg preserving & specialty food mfg .....	(E)	(D)	(D)	1	-	-	-	-	-	-	1	-	-	
31141	Frozen food mfg .....	(E)	(D)	(D)	1	-	-	-	-	-	-	1	-	-	
332	Fabricated metal product mfg .....	192	1 282	5 543	4	1	1	1	-	-	1	-	-	-	
3323	Architectural & structural metals mfg .....	(C)	(D)	(D)	3	-	1	1	-	-	1	-	-	-	
33231	Plate work & fabricated structural prod mfg .....	(C)	(D)	(D)	3	-	1	1	-	-	1	-	-	-	
333	Machinery mfg .....	(C)	(D)	(D)	2	-	-	-	1	-	1	-	-	-	
3331	Ag, construction & mining machinery mfg .....	(C)	(D)	(D)	2	-	-	-	1	-	1	-	-	-	
33311	Agricultural implement mfg .....	(C)	(D)	(D)	2	-	-	-	1	-	1	-	-	-	
336	Transportation equipment mfg .....	(F)	(D)	(D)	2	-	-	1	-	-	-	-	1	-	
3364	Aerospace product & parts mfg .....	(F)	(D)	(D)	1	-	-	-	-	-	-	-	1	-	
33641	Aerospace product & parts mfg .....	(F)	(D)	(D)	1	-	-	-	-	-	-	-	1	-	
339	Miscellaneous mfg .....	(C)	(D)	(D)	2	-	-	1	-	-	1	-	-	-	
3399	Other miscellaneous mfg .....	(C)	(D)	(D)	1	-	-	-	-	-	1	-	-	-	
33995	Sign mfg .....	(C)	(D)	(D)	1	-	-	-	-	-	1	-	-	-	
42	<b>Wholesale trade</b> .....	<b>305</b>	<b>1 959</b>	<b>8 263</b>	<b>39</b>	<b>17</b>	<b>13</b>	<b>6</b>	<b>3</b>	<b>-</b>	<b>-</b>	<b>-</b>	<b>-</b>	<b>-</b>	
421	Wholesale trade, durable goods .....	112	607	2 937	17	11	2	3	1	-	-	-	-	-	
422	Wholesale trade, nondurable goods .....	193	1 352	5 326	22	6	11	3	2	-	-	-	-	-	
44-45	<b>Retail trade</b> .....	<b>1 440</b>	<b>5 149</b>	<b>22 221</b>	<b>132</b>	<b>53</b>	<b>44</b>	<b>22</b>	<b>8</b>	<b>3</b>	<b>2</b>	<b>-</b>	<b>-</b>	<b>-</b>	
441	Motor vehicle & parts dealers .....	217	1 255	5 423	18	6	6	2	3	1	-	-	-	-	
4411	Automobile dealers .....	(C)	(D)	(D)	9	3	2	1	2	1	-	-	-	-	
44111	New car dealers .....	148	882	3 778	7	2	1	1	2	1	-	-	-	-	
441110	New car dealers .....	148	882	3 778	7	2	1	1	2	1	-	-	-	-	
444	Bldg material & garden equip & supp dealers .....	102	339	1 500	15	5	6	4	-	-	-	-	-	-	
445	Food & beverage stores .....	284	804	3 527	15	9	3	-	1	1	1	-	-	-	
4451	Grocery stores .....	255	736	3 211	8	4	1	-	1	1	1	-	-	-	
44511	Grocery (except convenience) stores .....	(E)	(D)	(D)	7	4	-	-	1	1	1	-	-	-	
447	Gasoline stations .....	158	462	2 060	21	9	6	4	2	-	-	-	-	-	
4471	Gasoline stations .....	158	462	2 060	21	9	6	4	2	-	-	-	-	-	
44711	Gasoline stations with convenience stores .....	107	240	1 103	13	4	5	3	1	-	-	-	-	-	
447110	Gasoline stations with convenience stores .....	107	240	1 103	13	4	5	3	1	-	-	-	-	-	
452	General merchandise stores .....	(C)	(D)	(D)	3	-	1	-	-	1	1	-	-	-	
4521	Department stores .....	(C)	(D)	(D)	2	-	-	-	-	1	1	-	-	-	
45211	Department stores .....	(C)	(D)	(D)	2	-	-	-	-	1	1	-	-	-	
453	Miscellaneous store retailers .....	109	352	1 569	14	3	6	5	-	-	-	-	-	-	
48-49	<b>Transportation &amp; warehousing</b> .....	<b>362</b>	<b>2 212</b>	<b>8 859</b>	<b>39</b>	<b>25</b>	<b>6</b>	<b>2</b>	<b>4</b>	<b>2</b>	<b>-</b>	<b>-</b>	<b>-</b>	<b>-</b>	
484	Truck transportation .....	305	1 981	7 933	30	19	4	2	3	2	-	-	-	-	
4841	General freight trucking .....	262	1 798	7 317	17	9	2	1	3	2	-	-	-	-	
48412	General freight trucking, long-distance .....	224	1 604	6 519	12	6	1	1	2	2	-	-	-	-	
51	<b>Information</b> .....	<b>173</b>	<b>872</b>	<b>3 739</b>	<b>14</b>	<b>6</b>	<b>4</b>	<b>2</b>	<b>1</b>	<b>1</b>	<b>-</b>	<b>-</b>	<b>-</b>	<b>-</b>	
513	Broadcasting & telecommunications .....	105	591	2 597	9	3	3	2	1	-	-	-	-	-	
52	<b>Finance &amp; insurance</b> .....	<b>413</b>	<b>2 791</b>	<b>11 178</b>	<b>49</b>	<b>34</b>	<b>5</b>	<b>6</b>	<b>2</b>	<b>2</b>	<b>-</b>	<b>-</b>	<b>-</b>	<b>-</b>	
522	Credit intermediation & related activities .....	256	1 721	6 168	12	5	2	2	1	2	-	-	-	-	
5221	Depository credit intermediation .....	(C)	(D)	(D)	8	2	2	2	-	2	-	-	-	-	
52211	Commercial banking .....	125	826	2 928	6	2	1	2	-	1	-	-	-	-	
522110	Commercial banking .....	125	826	2 928	6	2	1	2	-	1	-	-	-	-	
524	Insurance carriers & related activities .....	(C)	(D)	(D)	29	22	3	3	1	-	-	-	-	-	
53	<b>Real estate &amp; rental &amp; leasing</b> .....	<b>96</b>	<b>367</b>	<b>1 368</b>	<b>27</b>	<b>19</b>	<b>5</b>	<b>3</b>	<b>-</b>	<b>-</b>	<b>-</b>	<b>-</b>	<b>-</b>	<b>-</b>	
54	<b>Professional, scientific &amp; technical services</b> .....	<b>134</b>	<b>879</b>	<b>3 804</b>	<b>31</b>	<b>21</b>	<b>7</b>	<b>2</b>	<b>1</b>	<b>-</b>	<b>-</b>	<b>-</b>	<b>-</b>	<b>-</b>	
541	Professional, scientific & technical services .....	134	879	3 804	31	21	7	2	1	-	-	-	-	-	
55	<b>Management of companies &amp; enterprises</b> .....	<b>27</b>	<b>124</b>	<b>495</b>	<b>3</b>	<b>1</b>	<b>1</b>	<b>1</b>	<b>-</b>	<b>-</b>	<b>-</b>	<b>-</b>	<b>-</b>	<b>-</b>	
56	<b>Admin, support, waste mgt, remediation services</b> .....	<b>251</b>	<b>534</b>	<b>2 279</b>	<b>25</b>	<b>17</b>	<b>3</b>	<b>1</b>	<b>3</b>	<b>-</b>	<b>1</b>	<b>-</b>	<b>-</b>	<b>-</b>	
561	Administrative & support services .....	(C)	(D)	(D)	23	15	3	1	3	-	1	-	-	-	
5614	Business support services .....	(C)	(D)	(D)	2	1	-	-	-	-	1	-	-	-	
56142	Telephone call centers .....	(C)	(D)	(D)	1	-	-	-	-	-	1	-	-	-	
61	<b>Educational services</b> .....	<b>(E)</b>	<b>(D)</b>	<b>(D)</b>	<b>8</b>	<b>4</b>	<b>1</b>	<b>1</b>	<b>-</b>	<b>-</b>	<b>2</b>	<b>-</b>	<b>-</b>	<b>-</b>	
611	Educational services .....	(E)	(D)	(D)	8	4	1	1	-	-	2	-	-	-	
6111	Elementary & secondary schools .....	(C)	(D)	(D)	2	-	1	-	-	-	1	-	-	-	
61111	Elementary & secondary schools .....	(C)	(D)	(D)	2	-	1	-	-	-	1	-	-	-	
6113	Colleges, universities & professional schools .....	(C)	(D)	(D)	1	-	-	-	-	-	1	-	-	-	
61131	Colleges, universities & professional schools .....	(C)	(D)	(D)	1	-	-	-	-	-	1	-	-	-	

Note: Employment-size classes are indicated as follows: A—0 to 19; B—20 to 99; C—100 to 249; E—250 to 499; F—500 to 999; G—1,000 to 2,499; H—2,500 to 4,999; I—5,000 to 9,999; J—10,000 to 24,999; K—25,000 to 49,999; L—50,000 to 99,999; M—100,000 or more.



**Table 6. Counties—Employees, Payroll, and Establishments by Industry: 1999—Con.**

[Excludes most government employees, railroad employees, and self-employed persons. Size class 1 to 4 includes establishments with payroll, but no employees, during mid-March pay period. (D) denotes figures withheld to avoid disclosing data for individual companies; the data are included in broader industry totals. Detailed industries with 100 or more employees are shown if industry was not a (D). For explanation of terms, abbreviations, and data reliability/comparability, see introductory text]

NAICS code	Industry	Number of employees for week including March 12	Payroll (\$1,000)		Total number of establishments	Number of establishments by employment-size class								
			First quarter	Annual		1 to 4	5 to 9	10 to 19	20 to 49	50 to 99	100 to 249	250 to 499	500 to 999	1,000 or more
<b>STUTSMAN—Con.</b>														
<b>62</b>	<b>Health care and social assistance . . . . .</b>	<b>2 113</b>	<b>10 958</b>	<b>46 349</b>	<b>57</b>	<b>30</b>	<b>4</b>	<b>10</b>	<b>4</b>	<b>3</b>	<b>4</b>	<b>1</b>	<b>1</b>	<b>—</b>
621	Ambulatory health care services . . . . .	507	2 714	11 999	34	20	3	6	3	1	1	—	—	—
6211	Offices of physicians . . . . .	133	1 290	5 567	6	2	—	2	1	1	—	—	—	—
62111	Offices of physicians . . . . .	133	1 290	5 567	6	2	—	2	1	1	—	—	—	—
621111	Offices of physicians (exc mental health) . . . . .	133	1 290	5 567	6	2	—	2	1	1	—	—	—	—
6216	Home health care services . . . . .	(C)	(D)	(D)	5	3	—	—	1	—	1	—	—	—
62161	Home health care services . . . . .	(C)	(D)	(D)	5	3	—	—	1	—	1	—	—	—
622	Hospitals . . . . .	(F)	(D)	(D)	2	—	—	—	—	—	—	1	1	—
6221	General medical & surgical hospitals . . . . .	(E)	(D)	(D)	1	—	—	—	—	—	—	1	—	—
62211	General medical & surgical hospitals . . . . .	(E)	(D)	(D)	1	—	—	—	—	—	—	1	—	—
6222	Psychiatric & substance abuse hospitals . . . . .	(F)	(D)	(D)	1	—	—	—	—	—	—	—	1	—
62221	Psychiatric & substance abuse hospitals . . . . .	(F)	(D)	(D)	1	—	—	—	—	—	—	—	1	—
623	Nursing & residential care facilities . . . . .	(C)	(D)	(D)	7	2	1	2	1	—	1	—	—	—
6231	Nursing care facilities . . . . .	(C)	(D)	(D)	1	—	—	—	—	—	1	—	—	—
62311	Nursing care facilities . . . . .	(C)	(D)	(D)	1	—	—	—	—	—	1	—	—	—
624	Social assistance . . . . .	463	1 182	4 809	14	8	—	2	—	2	2	—	—	—
6241	Individual & family services . . . . .	265	772	3 090	5	3	—	—	—	1	1	—	—	—
62412	Services for elderly & disabled persons . . . . .	(C)	(D)	(D)	1	—	—	—	—	—	1	—	—	—
6243	Vocational rehabilitation services . . . . .	(C)	(D)	(D)	1	—	—	—	—	—	1	—	—	—
62431	Vocational rehabilitation services . . . . .	(C)	(D)	(D)	1	—	—	—	—	—	1	—	—	—
<b>71</b>	<b>Arts, entertainment &amp; recreation . . . . .</b>	<b>96</b>	<b>161</b>	<b>814</b>	<b>9</b>	<b>6</b>	<b>1</b>	<b>1</b>	<b>—</b>	<b>1</b>	<b>—</b>	<b>—</b>	<b>—</b>	<b>—</b>
<b>72</b>	<b>Accommodation &amp; food services . . . . .</b>	<b>853</b>	<b>1 560</b>	<b>7 408</b>	<b>59</b>	<b>27</b>	<b>7</b>	<b>8</b>	<b>14</b>	<b>3</b>	<b>—</b>	<b>—</b>	<b>—</b>	<b>—</b>
721	Accommodation . . . . .	136	250	965	9	6	—	—	2	1	—	—	—	—
7211	Traveler accommodation . . . . .	(C)	(D)	(D)	8	5	—	—	2	1	—	—	—	—
72111	Hotels (exc casino hotels) & motels . . . . .	(C)	(D)	(D)	8	5	—	—	2	1	—	—	—	—
722	Food services & drinking places . . . . .	717	1 310	6 443	50	21	7	8	12	2	—	—	—	—
7221	Full-service restaurants . . . . .	307	515	2 404	15	4	3	2	5	1	—	—	—	—
72211	Full-service restaurants . . . . .	307	515	2 404	15	4	3	2	5	1	—	—	—	—
722110	Full-service restaurants . . . . .	307	515	2 404	15	4	3	2	5	1	—	—	—	—
7222	Limited-service eating places . . . . .	315	624	3 060	20	7	2	5	5	1	—	—	—	—
72221	Limited-service eating places . . . . .	315	624	3 060	20	7	2	5	5	1	—	—	—	—
<b>81</b>	<b>Other services (except public administration) . . . . .</b>	<b>526</b>	<b>1 589</b>	<b>6 510</b>	<b>80</b>	<b>48</b>	<b>18</b>	<b>9</b>	<b>4</b>	<b>1</b>	<b>—</b>	<b>—</b>	<b>—</b>	<b>—</b>
813	Religious, grantmaking, civic, prof & like organizations . . . . .	347	929	3 790	38	22	7	4	4	1	—	—	—	—
8131	Religious organizations . . . . .	155	329	1 379	24	16	4	3	—	1	—	—	—	—
81311	Religious organizations . . . . .	155	329	1 379	24	16	4	3	—	1	—	—	—	—
813110	Religious organizations . . . . .	155	329	1 379	24	16	4	3	—	1	—	—	—	—
8134	Civic & social organizations . . . . .	133	260	996	6	1	2	—	3	—	—	—	—	—
81341	Civic & social organizations . . . . .	133	260	996	6	1	2	—	3	—	—	—	—	—
813410	Civic & social organizations . . . . .	133	260	996	6	1	2	—	3	—	—	—	—	—
<b>95</b>	<b>Auxiliaries (exc corporate, subsidiary &amp; regional mgt) . . . . .</b>	<b>(A)</b>	<b>(D)</b>	<b>(D)</b>	<b>1</b>	<b>—</b>	<b>1</b>	<b>—</b>	<b>—</b>	<b>—</b>	<b>—</b>	<b>—</b>	<b>—</b>	<b>—</b>
<b>99</b>	<b>Unclassified establishments . . . . .</b>	<b>4</b>	<b>4</b>	<b>33</b>	<b>7</b>	<b>7</b>	<b>—</b>	<b>—</b>	<b>—</b>	<b>—</b>	<b>—</b>	<b>—</b>	<b>—</b>	<b>—</b>
<b>TOWNER</b>														
	<b>Total . . . . .</b>	<b>762</b>	<b>3 106</b>	<b>12 878</b>	<b>96</b>	<b>61</b>	<b>20</b>	<b>9</b>	<b>2</b>	<b>3</b>	<b>1</b>	<b>—</b>	<b>—</b>	<b>—</b>
<b>23</b>	<b>Construction . . . . .</b>	<b>(A)</b>	<b>(D)</b>	<b>(D)</b>	<b>6</b>	<b>5</b>	<b>1</b>	<b>—</b>	<b>—</b>	<b>—</b>	<b>—</b>	<b>—</b>	<b>—</b>	<b>—</b>
<b>31-33</b>	<b>Manufacturing . . . . .</b>	<b>197</b>	<b>879</b>	<b>3 895</b>	<b>5</b>	<b>3</b>	<b>—</b>	<b>—</b>	<b>—</b>	<b>1</b>	<b>1</b>	<b>—</b>	<b>—</b>	<b>—</b>
311	Food mfg . . . . .	(C)	(D)	(D)	1	—	—	—	—	—	1	—	—	—
3118	Bakeries & tortilla mfg . . . . .	(C)	(D)	(D)	1	—	—	—	—	—	1	—	—	—
31182	Cookie, cracker & pasta mfg . . . . .	(C)	(D)	(D)	1	—	—	—	—	—	1	—	—	—
<b>42</b>	<b>Wholesale trade . . . . .</b>	<b>81</b>	<b>447</b>	<b>1 635</b>	<b>11</b>	<b>6</b>	<b>3</b>	<b>1</b>	<b>1</b>	<b>—</b>	<b>—</b>	<b>—</b>	<b>—</b>	<b>—</b>
<b>44-45</b>	<b>Retail trade . . . . .</b>	<b>74</b>	<b>182</b>	<b>769</b>	<b>16</b>	<b>11</b>	<b>3</b>	<b>2</b>	<b>—</b>	<b>—</b>	<b>—</b>	<b>—</b>	<b>—</b>	<b>—</b>
<b>48-49</b>	<b>Transportation &amp; warehousing . . . . .</b>	<b>22</b>	<b>88</b>	<b>468</b>	<b>6</b>	<b>4</b>	<b>2</b>	<b>—</b>	<b>—</b>	<b>—</b>	<b>—</b>	<b>—</b>	<b>—</b>	<b>—</b>
<b>51</b>	<b>Information . . . . .</b>	<b>(A)</b>	<b>(D)</b>	<b>(D)</b>	<b>1</b>	<b>—</b>	<b>1</b>	<b>—</b>	<b>—</b>	<b>—</b>	<b>—</b>	<b>—</b>	<b>—</b>	<b>—</b>
<b>52</b>	<b>Finance &amp; insurance . . . . .</b>	<b>60</b>	<b>368</b>	<b>1 594</b>	<b>14</b>	<b>11</b>	<b>1</b>	<b>1</b>	<b>—</b>	<b>—</b>	<b>—</b>	<b>—</b>	<b>—</b>	<b>—</b>
<b>53</b>	<b>Real estate &amp; rental &amp; leasing . . . . .</b>	<b>24</b>	<b>16</b>	<b>60</b>	<b>4</b>	<b>2</b>	<b>1</b>	<b>1</b>	<b>—</b>	<b>—</b>	<b>—</b>	<b>—</b>	<b>—</b>	<b>—</b>
<b>54</b>	<b>Professional, scientific &amp; technical services . . . . .</b>	<b>22</b>	<b>79</b>	<b>315</b>	<b>6</b>	<b>4</b>	<b>2</b>	<b>—</b>	<b>—</b>	<b>—</b>	<b>—</b>	<b>—</b>	<b>—</b>	<b>—</b>
<b>62</b>	<b>Health care and social assistance . . . . .</b>	<b>(C)</b>	<b>(D)</b>	<b>(D)</b>	<b>4</b>	<b>2</b>	<b>—</b>	<b>—</b>	<b>—</b>	<b>2</b>	<b>—</b>	<b>—</b>	<b>—</b>	<b>—</b>
<b>71</b>	<b>Arts, entertainment &amp; recreation . . . . .</b>	<b>(A)</b>	<b>(D)</b>	<b>(D)</b>	<b>1</b>	<b>1</b>	<b>—</b>	<b>—</b>	<b>—</b>	<b>—</b>	<b>—</b>	<b>—</b>	<b>—</b>	<b>—</b>
<b>72</b>	<b>Accommodation &amp; food services . . . . .</b>	<b>62</b>	<b>98</b>	<b>385</b>	<b>9</b>	<b>3</b>	<b>3</b>	<b>3</b>	<b>—</b>	<b>—</b>	<b>—</b>	<b>—</b>	<b>—</b>	<b>—</b>
<b>81</b>	<b>Other services (except public administration) . . . . .</b>	<b>(B)</b>	<b>(D)</b>	<b>(D)</b>	<b>12</b>	<b>9</b>	<b>2</b>	<b>1</b>	<b>—</b>	<b>—</b>	<b>—</b>	<b>—</b>	<b>—</b>	<b>—</b>
<b>99</b>	<b>Unclassified establishments . . . . .</b>	<b>(A)</b>	<b>(D)</b>	<b>(D)</b>	<b>1</b>	<b>—</b>	<b>1</b>	<b>—</b>	<b>—</b>	<b>—</b>	<b>—</b>	<b>—</b>	<b>—</b>	<b>—</b>

Note: Employment-size classes are indicated as follows: A—0 to 19; B—20 to 99; C—100 to 249; E—250 to 499; F—500 to 999; G—1,000 to 2,499; H—2,500 to 4,999; I—5,000 to 9,999; J—10,000 to 24,999; K—25,000 to 49,999; L—50,000 to 99,999; M—100,000 or more.

**Table 6. Counties—Employees, Payroll, and Establishments by Industry: 1999—Con.**

[Excludes most government employees, railroad employees, and self-employed persons. Size class 1 to 4 includes establishments with payroll, but no employees, during mid-March pay period. (D) denotes figures withheld to avoid disclosing data for individual companies; the data are included in broader industry totals. Detailed industries with 100 or more employees are shown if industry was not a (D). For explanation of terms, abbreviations, and data reliability/comparability, see introductory text]

NAICS code	Industry	Number of employees for week including March 12	Payroll (\$1,000)		Total number of establishments	Number of establishments by employment-size class								
			First quarter	Annual		1 to 4	5 to 9	10 to 19	20 to 49	50 to 99	100 to 249	250 to 499	500 to 999	1,000 or more
<b>TRAILL</b>														
	<b>Total</b> .....	<b>2 420</b>	<b>10 875</b>	<b>47 303</b>	<b>298</b>	<b>180</b>	<b>56</b>	<b>39</b>	<b>17</b>	<b>2</b>	<b>3</b>	<b>1</b>	-	-
11	<b>Forestry, fishing, hunting, and agriculture support</b> .....	<b>30</b>	<b>148</b>	<b>976</b>	<b>13</b>	<b>11</b>	<b>1</b>	<b>1</b>	-	-	-	-	-	-
22	<b>Utilities</b> .....	<b>(A)</b>	<b>(D)</b>	<b>(D)</b>	<b>1</b>	<b>1</b>	-	-	-	-	-	-	-	-
23	<b>Construction</b> .....	<b>78</b>	<b>393</b>	<b>1 941</b>	<b>28</b>	<b>22</b>	<b>6</b>	-	-	-	-	-	-	-
31-33	<b>Manufacturing</b> .....	<b>341</b>	<b>2 655</b>	<b>11 354</b>	<b>15</b>	<b>10</b>	<b>3</b>	<b>1</b>	-	-	-	<b>1</b>	-	-
311	Food mfg .....	(E)	(D)	(D)	6	3	1	1	-	-	-	1	-	-
3113	Sugar & confectionery product mfg .....	(E)	(D)	(D)	1	-	-	-	-	-	-	1	-	-
31131	Sugar mfg .....	(E)	(D)	(D)	1	-	-	-	-	-	-	1	-	-
42	<b>Wholesale trade</b> .....	<b>276</b>	<b>1 445</b>	<b>6 387</b>	<b>28</b>	<b>8</b>	<b>8</b>	<b>10</b>	<b>2</b>	-	-	-	-	-
422	Wholesale trade, nondurable goods .....	217	1 128	4 919	20	5	5	8	2	-	-	-	-	-
4225	Farm product raw material whsle .....	114	656	2 726	12	3	4	4	1	-	-	-	-	-
42251	Grain & field bean whsle .....	114	656	2 726	12	3	4	4	1	-	-	-	-	-
422510	Grain & field bean whsle .....	114	656	2 726	12	3	4	4	1	-	-	-	-	-
44-45	<b>Retail trade</b> .....	<b>297</b>	<b>1 134</b>	<b>4 579</b>	<b>46</b>	<b>22</b>	<b>14</b>	<b>6</b>	<b>4</b>	-	-	-	-	-
48-49	<b>Transportation &amp; warehousing</b> .....	<b>148</b>	<b>957</b>	<b>3 372</b>	<b>14</b>	<b>9</b>	<b>1</b>	<b>2</b>	<b>1</b>	<b>1</b>	-	-	-	-
484	Truck transportation .....	(C)	(D)	(D)	12	8	1	1	1	1	-	-	-	-
4842	Specialized freight trucking .....	135	865	2 868	11	7	1	1	1	1	-	-	-	-
48422	Specialized freight (exc used) trucking, local ..	(C)	(D)	(D)	7	5	-	-	1	1	-	-	-	-
51	<b>Information</b> .....	<b>(A)</b>	<b>(D)</b>	<b>(D)</b>	<b>3</b>	<b>2</b>	-	<b>1</b>	-	-	-	-	-	-
52	<b>Finance &amp; insurance</b> .....	<b>166</b>	<b>839</b>	<b>4 487</b>	<b>22</b>	<b>11</b>	<b>4</b>	<b>5</b>	<b>2</b>	-	-	-	-	-
522	Credit intermediation & related activities .....	111	683	2 816	10	2	2	5	1	-	-	-	-	-
5221	Depository credit intermediation .....	111	683	2 816	10	2	2	5	1	-	-	-	-	-
52211	Commercial banking .....	(C)	(D)	(D)	8	1	1	5	1	-	-	-	-	-
53	<b>Real estate &amp; rental &amp; leasing</b> .....	<b>20</b>	<b>37</b>	<b>135</b>	<b>9</b>	<b>8</b>	<b>1</b>	-	-	-	-	-	-	-
54	<b>Professional, scientific &amp; technical services</b> .....	<b>48</b>	<b>197</b>	<b>1 054</b>	<b>13</b>	<b>9</b>	<b>2</b>	<b>2</b>	-	-	-	-	-	-
55	<b>Management of companies &amp; enterprises</b> ..	<b>(A)</b>	<b>(D)</b>	<b>(D)</b>	<b>1</b>	-	<b>1</b>	-	-	-	-	-	-	-
56	<b>Admin, support, waste mgt, remediation services</b> .....	<b>7</b>	<b>18</b>	<b>102</b>	<b>5</b>	<b>5</b>	-	-	-	-	-	-	-	-
61	<b>Educational services</b> .....	<b>(A)</b>	<b>(D)</b>	<b>(D)</b>	<b>1</b>	<b>1</b>	-	-	-	-	-	-	-	-
62	<b>Health care and social assistance</b> .....	<b>576</b>	<b>2 243</b>	<b>9 322</b>	<b>19</b>	<b>7</b>	<b>2</b>	<b>5</b>	<b>1</b>	<b>1</b>	<b>3</b>	-	-	-
622	Hospitals .....	(C)	(D)	(D)	2	-	-	-	-	-	2	-	-	-
6221	General medical & surgical hospitals .....	(C)	(D)	(D)	2	-	-	-	-	-	2	-	-	-
62211	General medical & surgical hospitals .....	(C)	(D)	(D)	2	-	-	-	-	-	2	-	-	-
623	Nursing & residential care facilities .....	(C)	(D)	(D)	2	-	-	-	-	1	1	-	-	-
6231	Nursing care facilities .....	(C)	(D)	(D)	2	-	-	-	-	1	1	-	-	-
62311	Nursing care facilities .....	(C)	(D)	(D)	2	-	-	-	-	1	1	-	-	-
71	<b>Arts, entertainment &amp; recreation</b> .....	<b>20</b>	<b>26</b>	<b>113</b>	<b>3</b>	<b>1</b>	<b>1</b>	<b>1</b>	-	-	-	-	-	-
72	<b>Accommodation &amp; food services</b> .....	<b>282</b>	<b>371</b>	<b>1 689</b>	<b>29</b>	<b>9</b>	<b>9</b>	<b>4</b>	<b>7</b>	-	-	-	-	-
722	Food services & drinking places .....	270	354	1 614	26	7	8	4	7	-	-	-	-	-
81	<b>Other services (except public administration)</b> .....	<b>103</b>	<b>276</b>	<b>1 195</b>	<b>42</b>	<b>38</b>	<b>3</b>	<b>1</b>	-	-	-	-	-	-
99	<b>Unclassified establishments</b> .....	<b>3</b>	<b>12</b>	<b>86</b>	<b>6</b>	<b>6</b>	-	-	-	-	-	-	-	-
<b>WALSH</b>														
	<b>Total</b> .....	<b>3 779</b>	<b>16 274</b>	<b>70 489</b>	<b>448</b>	<b>270</b>	<b>98</b>	<b>49</b>	<b>19</b>	<b>6</b>	<b>5</b>	<b>1</b>	-	-
11	<b>Forestry, fishing, hunting, and agriculture support</b> .....	<b>62</b>	<b>165</b>	<b>786</b>	<b>5</b>	<b>3</b>	-	<b>1</b>	<b>1</b>	-	-	-	-	-
21	<b>Mining</b> .....	<b>(A)</b>	<b>(D)</b>	<b>(D)</b>	<b>1</b>	<b>1</b>	-	-	-	-	-	-	-	-
22	<b>Utilities</b> .....	<b>(A)</b>	<b>(D)</b>	<b>(D)</b>	<b>2</b>	<b>2</b>	-	-	-	-	-	-	-	-
23	<b>Construction</b> .....	<b>147</b>	<b>649</b>	<b>3 130</b>	<b>41</b>	<b>31</b>	<b>6</b>	<b>3</b>	<b>1</b>	-	-	-	-	-
31-33	<b>Manufacturing</b> .....	<b>428</b>	<b>3 320</b>	<b>13 972</b>	<b>7</b>	-	<b>2</b>	<b>1</b>	<b>2</b>	<b>1</b>	-	<b>1</b>	-	-
311	Food mfg .....	(E)	(D)	(D)	1	-	-	-	-	-	-	1	-	-
3113	Sugar & confectionery product mfg .....	(E)	(D)	(D)	1	-	-	-	-	-	-	1	-	-
31131	Sugar mfg .....	(E)	(D)	(D)	1	-	-	-	-	-	-	1	-	-
42	<b>Wholesale trade</b> .....	<b>293</b>	<b>1 691</b>	<b>7 603</b>	<b>39</b>	<b>17</b>	<b>11</b>	<b>8</b>	<b>3</b>	-	-	-	-	-
421	Wholesale trade, durable goods .....	132	865	3 691	14	5	4	4	1	-	-	-	-	-
4218	Machinery, equipment & supplies whsle .....	130	860	3 633	11	2	4	4	1	-	-	-	-	-
42182	Farm & garden machinery & equipment whsle ..	(C)	(D)	(D)	10	1	4	4	1	-	-	-	-	-
422	Wholesale trade, nondurable goods .....	161	826	3 912	25	12	7	4	2	-	-	-	-	-

Note: Employment-size classes are indicated as follows: A—0 to 19; B—20 to 99; C—100 to 249; E—250 to 499; F—500 to 999; G—1,000 to 2,499; H—2,500 to 4,999; I—5,000 to 9,999; J—10,000 to 24,999; K—25,000 to 49,999; L—50,000 to 99,999; M—100,000 or more.

**Table 6. Counties—Employees, Payroll, and Establishments by Industry: 1999—Con.**

[Excludes most government employees, railroad employees, and self-employed persons. Size class 1 to 4 includes establishments with payroll, but no employees, during mid-March pay period. (D) denotes figures withheld to avoid disclosing data for individual companies; the data are included in broader industry totals. Detailed industries with 100 or more employees are shown if industry was not a (D). For explanation of terms, abbreviations, and data reliability/comparability, see introductory text]

NAICS code	Industry	Number of employees for week including March 12	Payroll (\$1,000)		Total number of establishments	Number of establishments by employment-size class									
			First quarter	Annual		1 to 4	5 to 9	10 to 19	20 to 49	50 to 99	100 to 249	250 to 499	500 to 999	1,000 or more	
<b>WALSH—Con.</b>															
<b>44-45</b>	<b>Retail trade</b> .....	<b>810</b>	<b>2 513</b>	<b>11 423</b>	<b>93</b>	<b>48</b>	<b>27</b>	<b>13</b>	<b>3</b>	<b>1</b>	<b>1</b>				
445	Food & beverage stores .....	342	760	3 140	14	6	5	1		1	1				
4451	Grocery stores .....	(E)	(D)	(D)	8	1	4	1		1	1				
44511	Grocery (except convenience) stores .....	318	712	2 920	7	1	3	1		1	1				
445110	Grocery (except convenience) stores .....	318	712	2 920	7	1	3	1		1	1				
447	Gasoline stations .....	103	218	990	11	3	4	3	1						
4471	Gasoline stations .....	103	218	990	11	3	4	3	1						
<b>48-49</b>	<b>Transportation &amp; warehousing</b> .....	<b>175</b>	<b>997</b>	<b>4 194</b>	<b>16</b>	<b>12</b>	<b>1</b>		<b>2</b>	<b>1</b>					
484	Truck transportation .....	(C)	(D)	(D)	15	11	1		2	1					
4841	General freight trucking .....	126	710	3 144	8	5	1		1	1					
<b>51</b>	<b>Information</b> .....	<b>144</b>	<b>1 034</b>	<b>4 207</b>	<b>8</b>	<b>4</b>	<b>2</b>		<b>1</b>	<b>1</b>					
<b>52</b>	<b>Finance &amp; insurance</b> .....	<b>164</b>	<b>1 156</b>	<b>4 503</b>	<b>36</b>	<b>29</b>	<b>2</b>	<b>3</b>	<b>2</b>						
522	Credit intermediation & related activities .....	(C)	(D)	(D)	14	8	1	3	2						
5221	Depository credit intermediation .....	(C)	(D)	(D)	13	8	1	2	2						
<b>53</b>	<b>Real estate &amp; rental &amp; leasing</b> .....	<b>17</b>	<b>38</b>	<b>155</b>	<b>9</b>	<b>8</b>	<b>1</b>								
<b>54</b>	<b>Professional, scientific &amp; technical services</b> .....	<b>90</b>	<b>339</b>	<b>1 605</b>	<b>25</b>	<b>16</b>	<b>9</b>								
<b>55</b>	<b>Management of companies &amp; enterprises</b> .....	<b>(A)</b>	<b>(D)</b>	<b>(D)</b>	<b>1</b>				<b>1</b>						
<b>56</b>	<b>Admin, support, waste mgt, remediation services</b> .....	<b>167</b>	<b>299</b>	<b>1 145</b>	<b>12</b>	<b>9</b>	<b>1</b>		<b>1</b>		<b>1</b>				
561	Administrative & support services .....	(C)	(D)	(D)	10	8			1		1				
5617	Services to buildings & dwellings .....	113	101	380	6	5					1				
56172	Janitorial services .....	(C)	(D)	(D)	3	2					1				
<b>61</b>	<b>Educational services</b> .....	<b>(A)</b>	<b>(D)</b>	<b>(D)</b>	<b>1</b>	<b>1</b>									
<b>62</b>	<b>Health care and social assistance</b> .....	<b>683</b>	<b>2 747</b>	<b>12 181</b>	<b>28</b>	<b>9</b>	<b>8</b>	<b>6</b>			<b>3</b>				
622	Hospitals .....	(C)	(D)	(D)	2					1	1				
6221	General medical & surgical hospitals .....	(C)	(D)	(D)	2					1	1				
62211	General medical & surgical hospitals .....	(C)	(D)	(D)	2					1	1				
623	Nursing & residential care facilities .....	370	1 361	5 491	7	1		3		1	2				
6231	Nursing care facilities .....	(E)	(D)	(D)	2						2				
62311	Nursing care facilities .....	(E)	(D)	(D)	2						2				
<b>71</b>	<b>Arts, entertainment &amp; recreation</b> .....	<b>58</b>	<b>106</b>	<b>469</b>	<b>12</b>	<b>6</b>	<b>5</b>	<b>1</b>							
<b>72</b>	<b>Accommodation &amp; food services</b> .....	<b>293</b>	<b>522</b>	<b>1 877</b>	<b>45</b>	<b>26</b>	<b>7</b>	<b>9</b>	<b>3</b>						
722	Food services & drinking places .....	264	482	1 689	41	25	5	8	3						
7221	Full-service restaurants .....	123	183	756	15	8	1	4	2						
72211	Full-service restaurants .....	123	183	756	15	8	1	4	2						
722110	Full-service restaurants .....	123	183	756	15	8	1	4	2						
<b>81</b>	<b>Other services (except public administration)</b> .....	<b>232</b>	<b>601</b>	<b>2 634</b>	<b>60</b>	<b>41</b>	<b>16</b>	<b>3</b>							
813	Religious, grantmaking, civic, prof & like organizations .....	116	223	921	24	14	7	3							
<b>99</b>	<b>Unclassified establishments</b> .....	<b>1</b>	<b>1</b>	<b>67</b>	<b>7</b>	<b>7</b>									
<b>WARD</b>															
	<b>Total</b> .....	<b>21 619</b>	<b>104 391</b>	<b>460 547</b>	<b>1 657</b>	<b>879</b>	<b>333</b>	<b>235</b>	<b>147</b>	<b>36</b>	<b>17</b>	<b>7</b>	<b>2</b>	<b>1</b>	
<b>11</b>	<b>Forestry, fishing, hunting, and agriculture support</b> .....	<b>(A)</b>	<b>(D)</b>	<b>(D)</b>	<b>5</b>	<b>4</b>	<b>1</b>								
<b>21</b>	<b>Mining</b> .....	<b>93</b>	<b>893</b>	<b>7 362</b>	<b>8</b>	<b>5</b>			<b>3</b>						
<b>22</b>	<b>Utilities</b> .....	<b>111</b>	<b>1 226</b>	<b>5 188</b>	<b>7</b>	<b>2</b>	<b>1</b>	<b>1</b>	<b>3</b>						
221	Utilities .....	111	1 226	5 188	7	2	1	1	3						
<b>23</b>	<b>Construction</b> .....	<b>1 063</b>	<b>6 440</b>	<b>37 373</b>	<b>177</b>	<b>107</b>	<b>37</b>	<b>17</b>	<b>16</b>						
233	Building, developing & general contracting .....	292	2 429	9 587	39	24	4	3	8						
2332	Residential building construction .....	(C)	(D)	(D)	27	19	3	2	3						
23321	Single-family housing construction .....	(C)	(D)	(D)	23	17	3	1	2						
2333	Nonresidential building construction .....	(C)	(D)	(D)	12	5	1	1	5						
23332	Commercial & institutional bldg construction ..	122	1 580	5 198	9	4		1	4						
233320	Commercial & institutional bldg construction ..	122	1 580	5 198	9	4		1	4						
234	Heavy construction .....	133	797	10 038	21	11	5	4	1						
235	Special trade contractors .....	638	3 214	17 748	117	72	28	10	7						
2351	Plumbing, heating & AC contractor .....	147	915	4 307	24	9	12	2	1						
23511	Plumbing, heating & AC contractor .....	147	915	4 307	24	9	12	2	1						
235110	Plumbing, heating & AC contractor .....	147	915	4 307	24	9	12	2	1						
2353	Electrical contractors .....	169	961	4 679	20	10	6	1	3						
23531	Electrical contractors .....	169	961	4 679	20	10	6	1	3						
235310	Electrical contractors .....	169	961	4 679	20	10	6	1	3						
2359	Other special trade contractors .....	106	611	3 686	19	11	6	4	1						

Note: Employment-size classes are indicated as follows: A—0 to 19; B—20 to 99; C—100 to 249; E—250 to 499; F—500 to 999; G—1,000 to 2,499; H—2,500 to 4,999; I—5,000 to 9,999; J—10,000 to 24,999; K—25,000 to 49,999; L—50,000 to 99,999; M—100,000 or more.

**Table 6. Counties—Employees, Payroll, and Establishments by Industry: 1999—Con.**

[Excludes most government employees, railroad employees, and self-employed persons. Size class 1 to 4 includes establishments with payroll, but no employees, during mid-March pay period. (D) denotes figures withheld to avoid disclosing data for individual companies; the data are included in broader industry totals. Detailed industries with 100 or more employees are shown if industry was not a (D). For explanation of terms, abbreviations, and data reliability/comparability, see introductory text]

NAICS code	Industry	Number of employees for week including March 12	Payroll (\$1,000)		Total number of establishments	Number of establishments by employment-size class									
			First quarter	Annual		1 to 4	5 to 9	10 to 19	20 to 49	50 to 99	100 to 249	250 to 499	500 to 999	1,000 or more	
<b>WARD—Con.</b>															
<b>31-33</b>	<b>Manufacturing</b>	<b>759</b>	<b>4 498</b>	<b>16 662</b>	<b>51</b>	<b>26</b>	<b>7</b>	<b>6</b>	<b>8</b>	<b>3</b>	<b>1</b>	—	—	—	
311	Food mfg	287	1 708	4 761	5	1	1	—	1	1	1	—	—	—	
3118	Bakeries & tortilla mfg	(C)	(D)	(D)	1	—	—	—	—	—	1	—	—	—	
31181	Bread & bakery product mfg	(C)	(D)	(D)	1	—	—	—	—	—	1	—	—	—	
<b>42</b>	<b>Wholesale trade</b>	<b>1 310</b>	<b>9 107</b>	<b>37 706</b>	<b>96</b>	<b>38</b>	<b>21</b>	<b>19</b>	<b>12</b>	<b>5</b>	<b>1</b>	—	—	—	
421	Wholesale trade, durable goods	613	3 821	17 472	60	23	18	10	6	3	—	—	—	—	
4218	Machinery, equipment & supplies whse	337	2 234	10 150	29	10	8	6	3	2	—	—	—	—	
42182	Farm & garden machinery & equipment whse	205	1 292	5 758	16	6	4	4	—	2	—	—	—	—	
421820	Farm & garden machinery & equipment whse	205	1 292	5 758	16	6	4	4	—	2	—	—	—	—	
4219	Miscellaneous durable goods whse	117	564	2 339	10	4	4	—	1	1	—	—	—	—	
422	Wholesale trade, nondurable goods	697	5 286	20 234	36	15	3	9	6	2	1	—	—	—	
4224	Grocery & related product whse	278	2 596	8 723	6	3	—	—	1	1	—	—	—	—	
42241	General line grocery whse	(C)	(D)	(D)	2	—	—	—	—	1	1	—	—	—	
4225	Farm product raw material whse	123	735	2 734	12	7	—	3	2	—	—	—	—	—	
4227	Petroleum & petroleum products whse	102	812	3 062	6	2	1	2	—	1	—	—	—	—	
<b>44-45</b>	<b>Retail trade</b>	<b>4 695</b>	<b>18 354</b>	<b>78 851</b>	<b>331</b>	<b>139</b>	<b>94</b>	<b>59</b>	<b>22</b>	<b>8</b>	<b>7</b>	<b>2</b>	—	—	
441	Motor vehicle & parts dealers	739	4 296	19 283	48	19	6	13	6	4	—	—	—	—	
4411	Automobile dealers	395	2 692	12 107	13	5	1	2	1	4	—	—	—	—	
44111	New car dealers	382	2 615	11 791	8	1	—	2	1	4	—	—	—	—	
441110	New car dealers	382	2 615	11 791	8	1	—	2	1	4	—	—	—	—	
4413	Automotive parts, accessories & tire stores	265	1 233	5 304	29	12	4	9	4	—	—	—	—	—	
44131	Automotive parts, accessories & tire stores	178	782	3 263	20	10	2	5	3	—	—	—	—	—	
441310	Automotive parts, accessories & tire stores	178	782	3 263	20	10	2	5	3	—	—	—	—	—	
442	Furniture & home furnishing stores	181	1 156	4 348	20	12	2	3	3	—	—	—	—	—	
4421	Furniture stores	122	731	2 506	11	6	1	2	2	—	—	—	—	—	
44211	Furniture stores	122	731	2 506	11	6	1	2	2	—	—	—	—	—	
442110	Furniture stores	122	731	2 506	11	6	1	2	2	—	—	—	—	—	
444	Bldg material & garden equip & supp dealers	487	2 207	9 664	28	9	6	6	5	1	1	—	—	—	
4441	Building material & supplies dealers	396	1 734	7 717	21	6	5	5	3	1	1	—	—	—	
44411	Home centers	(C)	(D)	(D)	1	—	—	—	—	—	1	—	—	—	
44419	Other building material dealers	166	759	3 513	13	2	4	5	2	—	—	—	—	—	
444190	Other building material dealers	166	759	3 513	13	2	4	5	2	—	—	—	—	—	
445	Food & beverage stores	752	2 393	10 554	26	12	7	5	—	—	1	1	—	—	
4451	Grocery stores	(F)	(D)	(D)	8	2	1	3	—	—	1	1	—	—	
44511	Grocery (except convenience) stores	665	2 217	9 747	7	1	1	3	—	—	1	1	—	—	
445110	Grocery (except convenience) stores	665	2 217	9 747	7	1	1	3	—	—	1	1	—	—	
446	Health & personal care stores	202	749	3 071	26	11	10	3	2	—	—	—	—	—	
4461	Health & personal care stores	202	749	3 071	26	11	10	3	2	—	—	—	—	—	
44611	Pharmacies & drug stores	123	557	2 196	11	3	4	3	1	—	—	—	—	—	
446110	Pharmacies & drug stores	123	557	2 196	11	3	4	3	1	—	—	—	—	—	
447	Gasoline stations	502	1 623	7 538	31	6	14	6	3	1	1	—	—	—	
4471	Gasoline stations	502	1 623	7 538	31	6	14	6	3	1	1	—	—	—	
44711	Gasoline stations with convenience stores	198	578	2 892	23	5	11	5	2	—	—	—	—	—	
447110	Gasoline stations with convenience stores	198	578	2 892	23	5	11	5	2	—	—	—	—	—	
44719	Other gasoline stations	304	1 045	4 646	8	1	3	1	1	1	1	—	—	—	
447190	Other gasoline stations	304	1 045	4 646	8	1	3	1	1	1	1	—	—	—	
448	Clothing & clothing accessories stores	257	679	2 517	40	16	16	8	—	—	—	—	—	—	
4481	Clothing stores	183	396	1 427	26	9	10	7	—	—	—	—	—	—	
451	Sporting goods, hobby, book & music stores	219	635	2 712	22	8	10	3	—	1	—	—	—	—	
4511	Sporting goods, hobby, musical instrument stores	173	527	2 278	17	8	6	2	—	1	—	—	—	—	
45111	Sporting goods stores	121	370	1 538	8	4	2	1	—	1	—	—	—	—	
451110	Sporting goods stores	121	370	1 538	8	4	2	1	—	1	—	—	—	—	
452	General merchandise stores	(F)	(D)	(D)	8	1	—	—	1	1	4	1	—	—	
4521	Department stores	863	2 740	11 228	6	—	—	—	—	1	4	1	—	—	
45211	Department stores	863	2 740	11 228	6	—	—	—	—	1	4	1	—	—	
452110	Department stores	863	2 740	11 228	6	—	—	—	—	1	4	1	—	—	
453	Miscellaneous store retailers	291	814	3 558	51	28	14	7	2	—	—	—	—	—	
4532	Office supplies, stationery & gift stores	(C)	(D)	(D)	17	6	5	4	2	—	—	—	—	—	
<b>48-49</b>	<b>Transportation &amp; warehousing</b>	<b>410</b>	<b>2 474</b>	<b>9 349</b>	<b>64</b>	<b>39</b>	<b>14</b>	<b>6</b>	<b>5</b>	—	—	—	—	—	
484	Truck transportation	231	1 123	4 846	49	34	11	1	3	—	—	—	—	—	
4842	Specialized freight trucking	141	602	2 694	29	21	6	—	2	—	—	—	—	—	

Note: Employment-size classes are indicated as follows: A—0 to 19; B—20 to 99; C—100 to 249; E—250 to 499; F—500 to 999; G—1,000 to 2,499; H—2,500 to 4,999; I—5,000 to 9,999; J—10,000 to 24,999; K—25,000 to 49,999; L—50,000 to 99,999; M—100,000 or more.

**Table 6. Counties—Employees, Payroll, and Establishments by Industry: 1999—Con.**

[Excludes most government employees, railroad employees, and self-employed persons. Size class 1 to 4 includes establishments with payroll, but no employees, during mid-March pay period. (D) denotes figures withheld to avoid disclosing data for individual companies; the data are included in broader industry totals. Detailed industries with 100 or more employees are shown if industry was not a (D). For explanation of terms, abbreviations, and data reliability/comparability, see introductory text]

NAICS code	Industry	Number of employees for week including March 12	Payroll (\$1,000)		Total number of establishments	Number of establishments by employment-size class								
			First quarter	Annual		1 to 4	5 to 9	10 to 19	20 to 49	50 to 99	100 to 249	250 to 499	500 to 999	1,000 or more
<b>WARD—Con.</b>														
<b>51</b>	<b>Information</b>	<b>953</b>	<b>5 345</b>	<b>17 470</b>	<b>24</b>	<b>9</b>	<b>4</b>	<b>3</b>	<b>5</b>	—	<b>2</b>	<b>1</b>	—	—
5111	Publishing industries	(C)	(D)	(D)	7	3	2	1	—	—	1	—	—	—
	Newspaper, periodical, book, database publishers	(C)	(D)	(D)	4	1	1	1	—	—	1	—	—	—
51111	Newspaper publishers	(C)	(D)	(D)	3	—	1	1	—	—	1	—	—	—
513	Broadcasting & telecommunications	375	2 951	12 616	12	4	2	2	3	—	1	—	—	—
5131	Radio & television broadcasting	125	668	3 054	4	—	1	—	3	—	—	—	—	—
5133	Telecommunications	(C)	(D)	(D)	6	3	1	1	—	—	1	—	—	—
51331	Wired telecommunications carriers	(C)	(D)	(D)	2	—	1	—	—	—	1	—	—	—
514	Information & data processing services	(E)	(D)	(D)	3	2	—	—	—	—	—	1	—	—
5142	Data processing services	(E)	(D)	(D)	1	—	—	—	—	—	—	1	—	—
51421	Data processing services	(E)	(D)	(D)	1	—	—	—	—	—	—	1	—	—
<b>52</b>	<b>Finance &amp; insurance</b>	<b>719</b>	<b>4 934</b>	<b>28 628</b>	<b>106</b>	<b>79</b>	<b>10</b>	<b>6</b>	<b>9</b>	<b>2</b>	—	—	—	—
522	Credit intermediation & related activities	527	3 693	23 109	34	13	7	4	8	2	—	—	—	—
5221	Depository credit intermediation	(E)	(D)	(D)	29	11	6	4	6	2	—	—	—	—
52211	Commercial banking	339	2 306	10 279	17	6	3	2	4	2	—	—	—	—
522110	Commercial banking	339	2 306	10 279	17	6	3	2	4	2	—	—	—	—
524	Insurance carriers & related activities	(C)	(D)	(D)	52	48	2	2	—	—	—	—	—	—
5242	Agencies & other insurance related activities	(C)	(D)	(D)	46	43	2	1	—	—	—	—	—	—
<b>53</b>	<b>Real estate &amp; rental &amp; leasing</b>	<b>285</b>	<b>969</b>	<b>4 319</b>	<b>54</b>	<b>37</b>	<b>11</b>	<b>4</b>	<b>1</b>	<b>1</b>	—	—	—	—
531	Real estate	184	707	3 107	40	30	7	2	—	1	—	—	—	—
5311	Lessors of real estate	105	262	1 130	16	11	4	—	—	1	—	—	—	—
532	Rental & leasing services	101	262	1 212	14	7	4	2	1	—	—	—	—	—
<b>54</b>	<b>Professional, scientific &amp; technical services</b>	<b>993</b>	<b>4 911</b>	<b>24 040</b>	<b>100</b>	<b>68</b>	<b>14</b>	<b>12</b>	<b>5</b>	—	—	<b>1</b>	—	—
541	Professional, scientific & technical services	993	4 911	24 040	100	68	14	12	5	—	—	1	—	—
5411	Legal services	147	1 239	5 413	32	26	1	4	1	—	—	—	—	—
54111	Offices of lawyers	(C)	(D)	(D)	29	24	1	3	1	—	—	—	—	—
5412	Accounting, tax prep, bookkeep, payroll services	131	803	3 414	15	6	4	3	2	—	—	—	—	—
54121	Accounting, tax prep, bookkeep, payroll services	131	803	3 414	15	6	4	3	2	—	—	—	—	—
5415	Computer systems design & related services	(F)	(D)	(D)	7	5	—	—	1	—	—	1	—	—
54151	Computer systems design & related services	(F)	(D)	(D)	7	5	—	—	1	—	—	1	—	—
<b>55</b>	<b>Management of companies &amp; enterprises</b>	<b>45</b>	<b>379</b>	<b>1 689</b>	<b>5</b>	<b>1</b>	<b>2</b>	<b>2</b>	—	—	—	—	—	—
<b>56</b>	<b>Admin, support, waste mgmt, remediation services</b>	<b>1 532</b>	<b>7 435</b>	<b>30 202</b>	<b>85</b>	<b>51</b>	<b>13</b>	<b>14</b>	<b>4</b>	<b>1</b>	—	<b>1</b>	<b>1</b>	—
561	Administrative & support services	(G)	(D)	(D)	79	48	12	14	3	—	—	1	1	—
5614	Business support services	690	2 417	9 772	11	5	2	2	1	—	—	—	1	—
56142	Telephone call centers	(F)	(D)	(D)	3	1	—	—	1	—	—	—	1	—
5615	Travel arrangement & reservation services	(E)	(D)	(D)	11	6	3	1	—	—	—	1	—	—
56159	Oth travel arrangement & reservation services	(E)	(D)	(D)	3	—	1	1	—	—	—	1	—	—
5617	Services to buildings & dwellings	205	505	2 946	35	24	2	8	1	—	—	—	—	—
56172	Janitorial services	136	316	1 340	16	8	2	5	1	—	—	—	—	—
561720	Janitorial services	136	316	1 340	16	8	2	5	1	—	—	—	—	—
562	Waste management & remediation services	(C)	(D)	(D)	6	3	1	—	1	1	—	—	—	—
<b>61</b>	<b>Educational services</b>	<b>299</b>	<b>1 235</b>	<b>4 989</b>	<b>14</b>	<b>7</b>	<b>2</b>	<b>2</b>	<b>1</b>	<b>1</b>	—	—	—	—
611	Educational services	299	1 235	4 989	14	7	2	2	1	1	—	—	—	—
6111	Elementary & secondary schools	142	617	2 438	5	2	1	—	1	1	—	—	—	—
61111	Elementary & secondary schools	142	617	2 438	5	2	1	—	1	1	—	—	—	—
611110	Elementary & secondary schools	142	617	2 438	5	2	1	—	1	1	—	—	—	—
6117	Educational support services	(C)	(D)	(D)	1	—	—	—	—	—	—	1	—	—
61171	Educational support services	(C)	(D)	(D)	1	—	—	—	—	—	—	1	—	—
<b>62</b>	<b>Health care and social assistance</b>	<b>4 230</b>	<b>26 474</b>	<b>114 577</b>	<b>140</b>	<b>85</b>	<b>20</b>	<b>17</b>	<b>5</b>	<b>5</b>	<b>4</b>	<b>2</b>	<b>1</b>	<b>1</b>
621	Ambulatory health care services	597	4 811	20 609	82	56	15	9	—	1	1	—	—	—
6211	Offices of physicians	353	3 622	14 995	25	20	1	2	—	1	1	—	—	—
62111	Offices of physicians	353	3 622	14 995	25	20	1	2	—	1	1	—	—	—
6212	Offices of dentists	123	587	2 817	24	13	6	5	—	—	—	—	—	—
62121	Offices of dentists	123	587	2 817	24	13	6	5	—	—	—	—	—	—
621210	Offices of dentists	123	587	2 817	24	13	6	5	—	—	—	—	—	—
622	Hospitals	(G)	(D)	(D)	3	—	—	—	—	1	—	—	1	1
6221	General medical & surgical hospitals	(G)	(D)	(D)	3	—	—	—	—	1	—	—	1	1
62211	General medical & surgical hospitals	(G)	(D)	(D)	3	—	—	—	—	1	—	—	1	1
623	Nursing & residential care facilities	957	3 651	15 299	15	5	—	4	2	—	3	1	—	—
6231	Nursing care facilities	(F)	(D)	(D)	2	—	—	—	—	—	1	1	—	—
62311	Nursing care facilities	(F)	(D)	(D)	2	—	—	—	—	—	1	1	—	—
6233	Community care facilities for the elderly	205	552	2 433	4	2	—	—	1	—	1	—	—	—
62331	Community care facilities for the elderly	205	552	2 433	4	2	—	—	1	—	1	—	—	—
6239	Other residential care facilities	(C)	(D)	(D)	3	2	—	—	—	—	1	—	—	—
62399	Other residential care facilities	(C)	(D)	(D)	3	2	—	—	—	—	1	—	—	—

Note: Employment-size classes are indicated as follows: A—0 to 19; B—20 to 99; C—100 to 249; E—250 to 499; F—500 to 999; G—1,000 to 2,499; H—2,500 to 4,999; I—5,000 to 9,999; J—10,000 to 24,999; K—25,000 to 49,999; L—50,000 to 99,999; M—100,000 or more.

**Table 6. Counties—Employees, Payroll, and Establishments by Industry: 1999—Con.**

[Excludes most government employees, railroad employees, and self-employed persons. Size class 1 to 4 includes establishments with payroll, but no employees, during mid-March pay period. (D) denotes figures withheld to avoid disclosing data for individual companies; the data are included in broader industry totals. Detailed industries with 100 or more employees are shown if industry was not a (D). For explanation of terms, abbreviations, and data reliability/comparability, see introductory text]

NAICS code	Industry	Number of employees for week including March 12	Payroll (\$1,000)		Total number of establishments	Number of establishments by employment-size class									
			First quarter	Annual		1 to 4	5 to 9	10 to 19	20 to 49	50 to 99	100 to 249	250 to 499	500 to 999	1,000 or more	
<b>WARD—Con.</b>															
<b>62 Health care and social assistance—Con.</b>															
624	Social assistance .....	(F)	(D)	(D)	40	24	5	4	3	3	—	1	—	—	
6241	Individual & family services .....	161	465	1 883	13	8	1	1	1	2	—	—	—	—	
6243	Vocational rehabilitation services .....	(E)	(D)	(D)	5	1	1	—	1	1	—	1	—	—	
62431	Vocational rehabilitation services .....	(E)	(D)	(D)	5	1	1	—	1	1	—	1	—	—	
<b>71</b>	<b>Arts, entertainment &amp; recreation .....</b>	<b>322</b>	<b>834</b>	<b>4 146</b>	<b>45</b>	<b>22</b>	<b>14</b>	<b>3</b>	<b>6</b>	—	—	—	—	—	
713	Amusement, gambling & recreation industries .....	264	742	3 780	35	17	10	3	5	—	—	—	—	—	
7139	Other amusement & recreation industries .....	191	523	2 903	24	13	5	2	4	—	—	—	—	—	
<b>72</b>	<b>Accommodation &amp; food services .....</b>	<b>2 517</b>	<b>4 951</b>	<b>21 251</b>	<b>144</b>	<b>32</b>	<b>32</b>	<b>39</b>	<b>33</b>	<b>7</b>	<b>1</b>	—	—	—	
721	Accommodation .....	500	1 035	4 555	19	6	1	3	7	1	1	—	—	—	
7211	Traveler accommodation .....	500	1 035	4 555	19	6	1	3	7	1	1	—	—	—	
72111	Hotels (exc casino hotels) & motels .....	500	1 035	4 555	19	6	1	3	7	1	1	—	—	—	
721110	Hotels (exc casino hotels) & motels .....	500	1 035	4 555	19	6	1	3	7	1	1	—	—	—	
722	Food services & drinking places .....	2 017	3 916	16 696	125	26	31	36	26	6	—	—	—	—	
7221	Full-service restaurants .....	1 006	1 972	8 285	52	11	13	13	10	5	—	—	—	—	
72211	Full-service restaurants .....	1 006	1 972	8 285	52	11	13	13	10	5	—	—	—	—	
722110	Full-service restaurants .....	1 006	1 972	8 285	52	11	13	13	10	5	—	—	—	—	
7222	Limited-service eating places .....	803	1 547	6 770	45	7	6	16	15	1	—	—	—	—	
72221	Limited-service eating places .....	803	1 547	6 770	45	7	6	16	15	1	—	—	—	—	
722211	Limited-service restaurants .....	687	1 369	5 949	36	4	4	14	13	1	—	—	—	—	
7224	Drinking places (alcoholic beverages) .....	(C)	(D)	(D)	26	7	11	7	1	—	—	—	—	—	
72241	Drinking places (alcoholic beverages) .....	(C)	(D)	(D)	26	7	11	7	1	—	—	—	—	—	
<b>81</b>	<b>Other services (except public administration) .....</b>	<b>1 238</b>	<b>3 776</b>	<b>15 913</b>	<b>183</b>	<b>113</b>	<b>34</b>	<b>24</b>	<b>9</b>	<b>3</b>	—	—	—	—	
811	Repair & maintenance .....	234	1 172	5 128	58	41	10	7	—	—	—	—	—	—	
8111	Automotive repair & maintenance .....	197	968	4 118	42	27	8	7	—	—	—	—	—	—	
812	Personal & laundry services .....	325	988	4 128	52	30	11	8	3	—	—	—	—	—	
8121	Personal care services .....	183	509	2 141	34	20	9	3	2	—	—	—	—	—	
81211	Hair, nail & skin care services .....	163	491	2 076	31	19	8	2	2	—	—	—	—	—	
813	Religious, grantmaking, civic, prof & like organizations .....	679	1 616	6 657	73	42	13	9	6	3	—	—	—	—	
8131	Religious organizations .....	283	635	2 546	40	22	8	7	3	—	—	—	—	—	
81311	Religious organizations .....	283	635	2 546	40	22	8	7	3	—	—	—	—	—	
813110	Religious organizations .....	283	635	2 546	40	22	8	7	3	—	—	—	—	—	
8134	Civic & social organizations .....	243	315	1 205	14	7	2	1	2	2	—	—	—	—	
81341	Civic & social organizations .....	243	315	1 205	14	7	2	1	2	2	—	—	—	—	
813410	Civic & social organizations .....	243	315	1 205	14	7	2	1	2	2	—	—	—	—	
<b>95</b>	<b>Auxiliaries (exc corporate, subsidiary &amp; regional mgt) .....</b>	<b>(A)</b>	<b>(D)</b>	<b>(D)</b>	<b>3</b>	<b>2</b>	—	<b>1</b>	—	—	—	—	—	—	
<b>99</b>	<b>Unclassified establishments .....</b>	<b>19</b>	<b>19</b>	<b>146</b>	<b>15</b>	<b>13</b>	<b>2</b>	—	—	—	—	—	—	—	
<b>WELLS</b>															
	<b>Total .....</b>	<b>1 359</b>	<b>4 812</b>	<b>21 909</b>	<b>207</b>	<b>138</b>	<b>32</b>	<b>26</b>	<b>8</b>	<b>2</b>	—	<b>1</b>	—	—	
<b>11</b>	<b>Forestry, fishing, hunting, and agriculture support .....</b>	<b>(A)</b>	<b>(D)</b>	<b>(D)</b>	<b>1</b>	<b>1</b>	—	—	—	—	—	—	—	—	
<b>21</b>	<b>Mining .....</b>	<b>(A)</b>	<b>(D)</b>	<b>(D)</b>	<b>2</b>	—	<b>1</b>	<b>1</b>	—	—	—	—	—	—	
<b>23</b>	<b>Construction .....</b>	<b>65</b>	<b>298</b>	<b>2 155</b>	<b>13</b>	<b>10</b>	<b>1</b>	<b>1</b>	<b>1</b>	—	—	—	—	—	
<b>31-33</b>	<b>Manufacturing .....</b>	<b>21</b>	<b>55</b>	<b>225</b>	<b>6</b>	<b>5</b>	<b>1</b>	—	—	—	—	—	—	—	
<b>42</b>	<b>Wholesale trade .....</b>	<b>159</b>	<b>910</b>	<b>3 945</b>	<b>19</b>	<b>8</b>	<b>5</b>	<b>3</b>	<b>3</b>	—	—	—	—	—	
422	Wholesale trade, nondurable goods .....	112	674	2 976	15	7	5	1	2	—	—	—	—	—	
44-45	Retail trade .....	264	870	3 810	40	20	8	11	1	—	—	—	—	—	
48-49	Transportation & warehousing .....	11	31	220	7	6	1	—	—	—	—	—	—	—	
51	Information .....	(A)	(D)	(D)	1	—	—	1	—	—	—	—	—	—	
52	Finance & insurance .....	89	490	1 994	19	13	3	2	1	—	—	—	—	—	
53	Real estate & rental & leasing .....	9	23	95	6	6	—	—	—	—	—	—	—	—	
54	Professional, scientific & technical services .....	33	102	376	17	15	2	—	—	—	—	—	—	—	
56	Admin, support, waste mgt, remediation services .....	(B)	(D)	(D)	2	1	—	—	—	1	—	—	—	—	
61	Educational services .....	(A)	(D)	(D)	2	2	—	—	—	—	—	—	—	—	
<b>62</b>	<b>Health care and social assistance .....</b>	<b>408</b>	<b>1 403</b>	<b>6 075</b>	<b>15</b>	<b>4</b>	<b>5</b>	<b>4</b>	—	<b>1</b>	—	<b>1</b>	—	—	
622	Hospitals .....	(E)	(D)	(D)	1	—	—	—	—	—	—	1	—	—	
6221	General medical & surgical hospitals .....	(E)	(D)	(D)	1	—	—	—	—	—	—	1	—	—	
62211	General medical & surgical hospitals .....	(E)	(D)	(D)	1	—	—	—	—	—	—	1	—	—	
624	Social assistance .....	(C)	(D)	(D)	6	1	2	2	—	1	—	—	—	—	
<b>71</b>	<b>Arts, entertainment &amp; recreation .....</b>	<b>4</b>	<b>6</b>	<b>48</b>	<b>3</b>	<b>3</b>	—	—	—	—	—	—	—	—	
<b>72</b>	<b>Accommodation &amp; food services .....</b>	<b>118</b>	<b>154</b>	<b>722</b>	<b>21</b>	<b>14</b>	<b>3</b>	<b>2</b>	<b>2</b>	—	—	—	—	—	
722	Food services & drinking places .....	116	152	684	18	11	3	2	2	—	—	—	—	—	
<b>81</b>	<b>Other services (except public administration) .....</b>	<b>91</b>	<b>179</b>	<b>882</b>	<b>30</b>	<b>27</b>	<b>2</b>	<b>1</b>	—	—	—	—	—	—	

Note: Employment-size classes are indicated as follows: A—0 to 19; B—20 to 99; C—100 to 249; E—250 to 499; F—500 to 999; G—1,000 to 2,499; H—2,500 to 4,999; I—5,000 to 9,999; J—10,000 to 24,999; K—25,000 to 49,999; L—50,000 to 99,999; M—100,000 or more.

Table 6. Counties—Employees, Payroll, and Establishments by Industry: 1999—Con.

[Excludes most government employees, railroad employees, and self-employed persons. Size class 1 to 4 includes establishments with payroll, but no employees, during mid-March pay period. (D) denotes figures withheld to avoid disclosing data for individual companies; the data are included in broader industry totals. Detailed industries with 100 or more employees are shown if industry was not a (D). For explanation of terms, abbreviations, and data reliability/comparability, see introductory text]

NAICS code	Industry	Number of employees for week including March 12	Payroll (\$1,000)		Total number of establishments	Number of establishments by employment-size class									
			First quarter	Annual		1 to 4	5 to 9	10 to 19	20 to 49	50 to 99	100 to 249	250 to 499	500 to 999	1,000 or more	
<b>99</b>	<b>WELLS—Con.</b>														
	Unclassified establishments	(A)	(D)	(D)	3	3	—	—	—	—	—	—	—	—	—
	<b>WILLIAMS</b>														
	Total	6 554	28 965	123 220	831	497	189	88	40	10	6	1	—	—	—
<b>11</b>	<b>Forestry, fishing, hunting, and agriculture support</b>	(A)	(D)	(D)	3	3	—	—	—	—	—	—	—	—	—
<b>21</b>	<b>Mining</b>	287	2 551	9 214	41	24	11	4	1	1	—	—	—	—	—
211	Oil & gas extraction	(C)	(D)	(D)	6	3	1	—	1	1	—	—	—	—	—
2111	Oil & gas extraction	(C)	(D)	(D)	6	3	1	—	1	1	—	—	—	—	—
21111	Oil & gas extraction	(C)	(D)	(D)	6	3	1	—	1	1	—	—	—	—	—
213	Mining support activities	141	879	4 427	34	21	10	3	—	—	—	—	—	—	—
2131	Mining support activities	141	879	4 427	34	21	10	3	—	—	—	—	—	—	—
21311	Mining support activities	141	879	4 427	34	21	10	3	—	—	—	—	—	—	—
213112	Oil & gas operations support activities	128	690	3 098	31	19	9	3	—	—	—	—	—	—	—
<b>22</b>	<b>Utilities</b>	(B)	(D)	(D)	8	5	1	—	1	1	—	—	—	—	—
<b>23</b>	<b>Construction</b>	239	1 026	5 270	70	50	14	5	1	—	—	—	—	—	—
235	Special trade contractors	183	862	4 125	47	33	9	4	1	—	—	—	—	—	—
<b>31-33</b>	<b>Manufacturing</b>	141	618	2 807	32	21	5	6	—	—	—	—	—	—	—
<b>42</b>	<b>Wholesale trade</b>	663	3 935	16 283	90	43	29	10	7	1	—	—	—	—	—
421	Wholesale trade, durable goods	362	2 452	9 965	54	28	15	7	4	—	—	—	—	—	—
4218	Machinery, equipment & supplies whse	240	1 976	7 772	39	20	12	4	3	—	—	—	—	—	—
42183	Industrial machinery & equipment whse	139	1 153	4 767	28	16	9	2	1	—	—	—	—	—	—
421830	Industrial machinery & equipment whse	139	1 153	4 767	28	16	9	2	1	—	—	—	—	—	—
422	Wholesale trade, nondurable goods	301	1 483	6 318	36	15	14	3	3	1	—	—	—	—	—
<b>44-45</b>	<b>Retail trade</b>	1 386	5 099	21 807	134	60	45	16	9	2	2	—	—	—	—
441	Motor vehicle & parts dealers	259	1 209	5 352	18	5	5	2	6	—	—	—	—	—	—
4411	Automobile dealers	(C)	(D)	(D)	8	2	2	1	3	—	—	—	—	—	—
44111	New car dealers	112	688	3 021	5	—	1	1	3	—	—	—	—	—	—
441110	New car dealers	112	688	3 021	5	—	1	1	3	—	—	—	—	—	—
4413	Automotive parts, accessories & tire stores	(C)	(D)	(D)	8	2	2	1	3	—	—	—	—	—	—
44131	Automotive parts, accessories & tire stores	111	420	1 761	6	1	2	—	3	—	—	—	—	—	—
441310	Automotive parts, accessories & tire stores	111	420	1 761	6	1	2	—	3	—	—	—	—	—	—
445	Food & beverage stores	286	825	3 464	11	3	3	3	—	1	1	—	—	—	—
4451	Grocery stores	244	645	2 857	5	1	1	1	—	1	1	—	—	—	—
44511	Grocery (except convenience) stores	244	645	2 857	5	1	1	1	—	1	1	—	—	—	—
445110	Grocery (except convenience) stores	244	645	2 857	5	1	1	1	—	1	1	—	—	—	—
452	General merchandise stores	(E)	(D)	(D)	3	1	—	—	—	1	1	—	—	—	—
4521	Department stores	(E)	(D)	(D)	2	—	—	—	—	1	1	—	—	—	—
45211	Department stores	(E)	(D)	(D)	2	—	—	—	—	1	1	—	—	—	—
<b>48-49</b>	<b>Transportation &amp; warehousing</b>	96	465	2 097	29	22	4	3	—	—	—	—	—	—	—
<b>51</b>	<b>Information</b>	208	914	4 115	18	7	5	3	2	1	—	—	—	—	—
513	Broadcasting & telecommunications	151	718	3 178	12	4	3	3	1	1	—	—	—	—	—
5131	Radio & television broadcasting	(C)	(D)	(D)	5	—	1	3	—	1	—	—	—	—	—
<b>52</b>	<b>Finance &amp; insurance</b>	309	1 916	7 423	44	31	7	3	2	1	—	—	—	—	—
522	Credit intermediation & related activities	234	1 508	5 794	12	1	6	2	2	1	—	—	—	—	—
5221	Depository credit intermediation	(C)	(D)	(D)	11	1	5	2	2	1	—	—	—	—	—
52211	Commercial banking	179	1 159	4 426	8	1	3	2	1	1	—	—	—	—	—
522110	Commercial banking	179	1 159	4 426	8	1	3	2	1	1	—	—	—	—	—
<b>53</b>	<b>Real estate &amp; rental &amp; leasing</b>	93	582	2 458	26	18	6	2	—	—	—	—	—	—	—
<b>54</b>	<b>Professional, scientific &amp; technical services</b>	174	990	4 342	46	34	7	5	—	—	—	—	—	—	—
541	Professional, scientific & technical services	174	990	4 342	46	34	7	5	—	—	—	—	—	—	—
<b>55</b>	<b>Management of companies &amp; enterprises</b>	36	140	603	7	4	2	1	—	—	—	—	—	—	—
<b>56</b>	<b>Admin, support, waste mgt, remediation services</b>	294	742	3 451	26	18	2	4	1	—	1	—	—	—	—
561	Administrative & support services	(E)	(D)	(D)	22	14	2	4	1	—	1	—	—	—	—
5614	Business support services	218	543	2 410	3	—	—	1	1	—	1	—	—	—	—
56142	Telephone call centers	218	543	2 410	3	—	—	1	1	—	1	—	—	—	—
<b>61</b>	<b>Educational services</b>	67	192	758	6	3	1	—	2	—	—	—	—	—	—
<b>62</b>	<b>Health care and social assistance</b>	1 265	6 236	26 812	60	32	14	8	2	—	3	1	—	—	—
621	Ambulatory health care services	188	1 375	6 019	34	18	11	4	1	—	—	—	—	—	—
622	Hospitals	(F)	(D)	(D)	2	—	—	—	—	—	1	1	—	—	—
6221	General medical & surgical hospitals	(F)	(D)	(D)	2	—	—	—	—	—	1	1	—	—	—
62211	General medical & surgical hospitals	(F)	(D)	(D)	2	—	—	—	—	—	1	1	—	—	—
623	Nursing & residential care facilities	300	1 025	4 513	3	—	—	1	1	—	1	—	—	—	—
6231	Nursing care facilities	(C)	(D)	(D)	1	—	—	—	—	—	1	—	—	—	—
62311	Nursing care facilities	(C)	(D)	(D)	1	—	—	—	—	—	1	—	—	—	—
624	Social assistance	(C)	(D)	(D)	21	14	3	3	—	—	1	—	—	—	—
6241	Individual & family services	(C)	(D)	(D)	9	5	1	2	—	—	1	—	—	—	—
62412	Services for elderly & disabled persons	(C)	(D)	(D)	4	2	—	—	—	—	—	—	—	—	—

Note: Employment-size classes are indicated as follows: A—0 to 19; B—20 to 99; C—100 to 249; E—250 to 499; F—500 to 999; G—1,000 to 2,499; H—2,500 to 4,999; I—5,000 to 9,999; J—10,000 to 24,999; K—25,000 to 49,999; L—50,000 to 99,999; M—100,000 or more.

**Table 6. Counties—Employees, Payroll, and Establishments by Industry: 1999—Con.**

[Excludes most government employees, railroad employees, and self-employed persons. Size class 1 to 4 includes establishments with payroll, but no employees, during mid-March pay period. (D) denotes figures withheld to avoid disclosing data for individual companies; the data are included in broader industry totals. Detailed industries with 100 or more employees are shown if industry was not a (D). For explanation of terms, abbreviations, and data reliability/comparability, see introductory text]

NAICS code	Industry	Number of employees for week including March 12	Payroll (\$1,000)		Total number of establishments	Number of establishments by employment-size class								
			First quarter	Annual		1 to 4	5 to 9	10 to 19	20 to 49	50 to 99	100 to 249	250 to 499	500 to 999	1,000 or more
<b>WILLIAMS—Con.</b>														
71	Arts, entertainment & recreation .....	67	145	716	17	14	—	2	1	—	—	—	—	—
72	Accommodation & food services .....	742	1 418	6 198	63	25	15	12	8	3	—	—	—	—
721	Accommodation .....	190	404	1 631	11	4	2	2	1	2	—	—	—	—
7211	Traveler accommodation .....	(C)	(D)	(D)	8	1	2	2	1	2	—	—	—	—
72111	Hotels (exc casino hotels) & motels .....	(C)	(D)	(D)	8	1	2	2	1	2	—	—	—	—
722	Food services & drinking places .....	552	1 014	4 567	52	21	13	10	7	1	—	—	—	—
7221	Full-service restaurants .....	265	496	2 321	16	3	4	3	6	—	—	—	—	—
72211	Full-service restaurants .....	265	496	2 321	16	3	4	3	6	—	—	—	—	—
722110	Full-service restaurants .....	265	496	2 321	16	3	4	3	6	—	—	—	—	—
7222	Limited-service eating places .....	211	397	1 719	16	4	4	6	1	1	—	—	—	—
72221	Limited-service eating places .....	211	397	1 719	16	4	4	6	1	1	—	—	—	—
722211	Limited-service restaurants .....	197	380	1 639	12	1	3	6	1	1	—	—	—	—
81	Other services (except public administration) .....	372	1 144	5 211	95	68	21	3	3	—	—	—	—	—
811	Repair & maintenance .....	124	549	2 432	32	23	8	—	1	—	—	—	—	—
813	Religious, grantmaking, civic, prof & like organizations .....	165	317	1 392	44	32	8	3	1	—	—	—	—	—
95	Auxiliaries (exc corporate, subsidiary & regional mgt) .....	(A)	(D)	(D)	1	—	—	1	—	—	—	—	—	—
99	Unclassified establishments .....	3	3	86	15	15	—	—	—	—	—	—	—	—
<b>STATEWIDE</b>														
	Total .....	588	5 681	20 667	28	17	2	2	2	4	1	—	—	—
21	Mining .....	492	5 136	17 888	18	8	2	2	2	3	1	—	—	—
211	Oil & gas extraction .....	187	2 655	6 387	9	5	2	1	—	—	1	—	—	—
2111	Oil & gas extraction .....	187	2 655	6 387	9	5	2	1	—	—	1	—	—	—
21111	Oil & gas extraction .....	187	2 655	6 387	9	5	2	1	—	—	1	—	—	—
211111	Crude petroleum & natural gas extraction ..	187	2 655	6 387	9	5	2	1	—	—	1	—	—	—
213	Mining support activities .....	305	2 481	11 501	9	3	—	1	2	3	—	—	—	—
2131	Mining support activities .....	305	2 481	11 501	9	3	—	1	2	3	—	—	—	—
21311	Mining support activities .....	305	2 481	11 501	9	3	—	1	2	3	—	—	—	—
23	Construction .....	(A)	(D)	(D)	1	1	—	—	—	—	—	—	—	—
42	Wholesale trade .....	(A)	(D)	(D)	2	2	—	—	—	—	—	—	—	—
48-49	Transportation & warehousing .....	(B)	(D)	(D)	1	—	—	—	—	1	—	—	—	—
52	Finance & insurance .....	(A)	(D)	(D)	2	2	—	—	—	—	—	—	—	—
55	Management of companies & enterprises ..	(A)	(D)	(D)	2	2	—	—	—	—	—	—	—	—
56	Admin, support, waste mgt, remediation services .....	(A)	(D)	(D)	2	2	—	—	—	—	—	—	—	—

Note: Employment-size classes are indicated as follows: A—0 to 19; B—20 to 99; C—100 to 249; E—250 to 499; F—500 to 999; G—1,000 to 2,499; H—2,500 to 4,999; I—5,000 to 9,999; J—10,000 to 24,999; K—25,000 to 49,999; L—50,000 to 99,999; M—100,000 or more.



## **Description of Publications Issued in Previous Years**

### **1974 through 1997**

Data are provided for mid-March employment, first-quarter and annual payrolls, and establishments, by industry, for each county in the state and, in a separate report, for the United States. Data are included for every industry having a significant number of employees or establishments. Refer to General Explanation for a description of the types of employment covered.

### **1964 through 1973**

Data are provided for first-quarter reporting units, employment, and taxable payrolls for each county and metropolitan area in the state and, in a separate report, for the United States. Data are included for every industry having a significant number of employees or reporting units.

### **1959 and 1962**

Data are provided for first-quarter reporting units, employment, and taxable payrolls for each county in the state and, in a separate report, for the United States. Data are included for every industry having a significant number of employees or reporting units. Data are combined for some counties in eight states.

### **1956**

Data are provided for first-quarter reporting units, employment, and taxable payrolls for each county in the state and, in a separate report, for the United States. Data are included for SIC economic divisions, major groups, and selected three-digit SICs. Data are combined for some counties in eight states.

### **1949 and 1950**

Data are provided for first-quarter manufacturing establishments, employment, and taxable payrolls for each large county in the state and, in a separate report, for the United States. Data are included for manufacturing major industry groups and selected three-digit SICs. Manufacturing totals are included for small counties. Data are combined for some counties in eight states.

### **1947, 1948, 1951, and 1953**

Data are provided for first-quarter reporting units, employment, and taxable payrolls for each large county in the state and, in a separate report, for the United States. Data are included for SIC economic divisions, major groups, and selected three-digit SICs. Economic division totals are included for small counties. Data are combined for some counties in eight states.

### **1946**

Data are provided for first-quarter reporting units, employment, and taxable payrolls for each large county in the state and, in a separate report, for the United States. Data are included for SIC economic divisions and major groups. Economic division totals are included for small counties. Data are combined for some counties in eight states.

### **Availability**

The most recent edition of County Business Patterns can be examined on the Internet at [www.census.gov](http://www.census.gov). Editions prior to 1993 are available in depository libraries for Federal publications, which are conveniently located in all areas of the country.

For information on the coverage of individual series, write to Chief, Economic Planning and Coordination Division, U.S. Census Bureau, Washington, DC 20233.