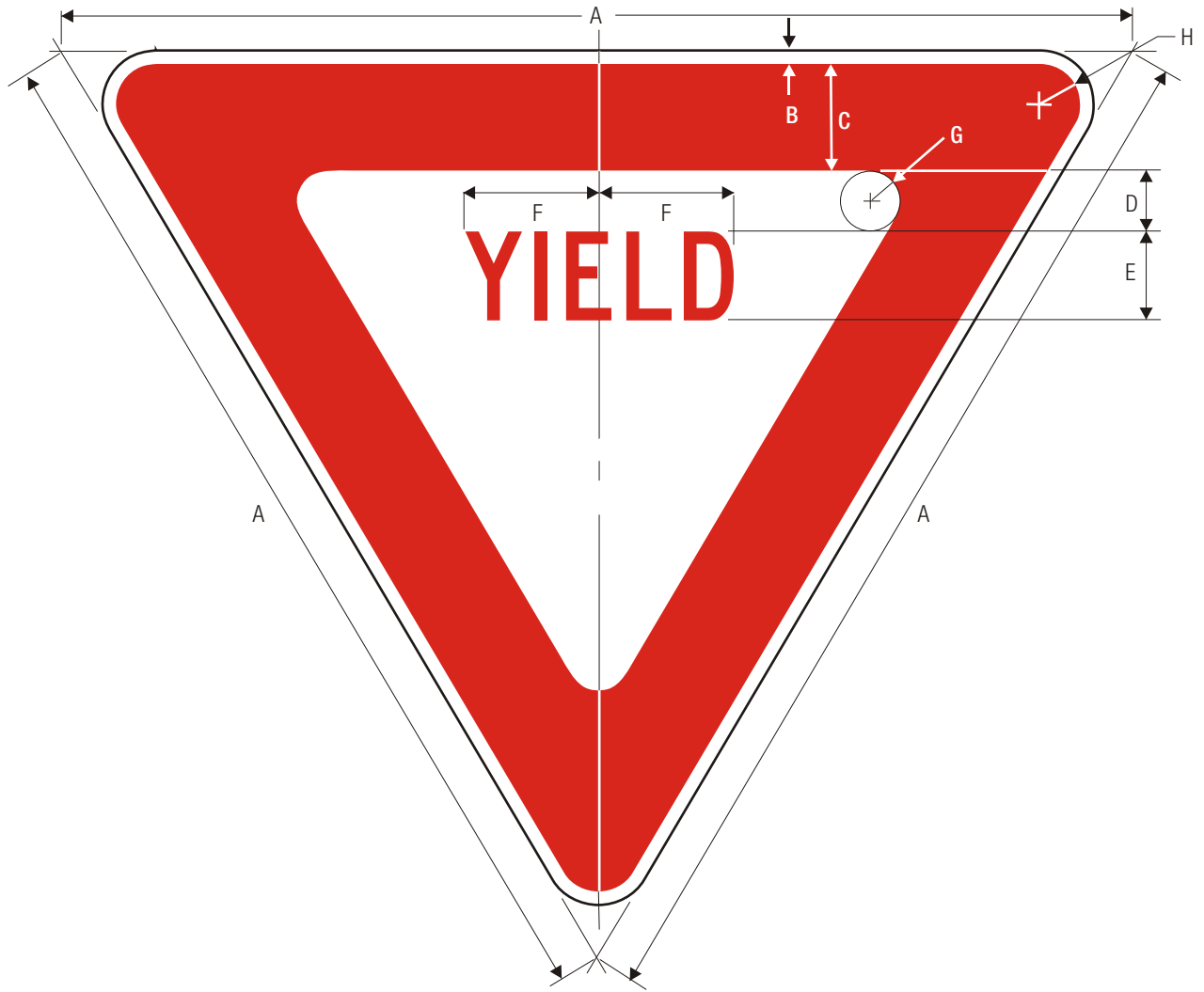


R1-1
STOP

	A	B	C	D	E	F
	300	10	105	90 C	45	118.5
	450	10	150	150 C	75	197.5
C	600	15	200	200 C	100	262
	750	20	250	250 C	125	327.5
	900	25	300	300 C	150	393.5
	1200	30	400	400 C	200	525.5


COLORS: LEGEND — WHITE (RETROREFLECTIVE)
 BACKGROUND — RED (RETROREFLECTIVE)



R1-2
YIELD

	A	B	C	D	E	F	G	H
	300	10	38	20	25 C	37.5	15	40
	450	10	50	25	38 C	57.5	15	40
	600	15	75	35	50 C	75.5	20	50
	750	20	100	45	60 C	91	20	50
C	900	25	125	50	75 C	113.5	30	60
	1200	30	150	70	100 C	151.5	50	70
	1500	30	200	90	125 C	189.5	50	70

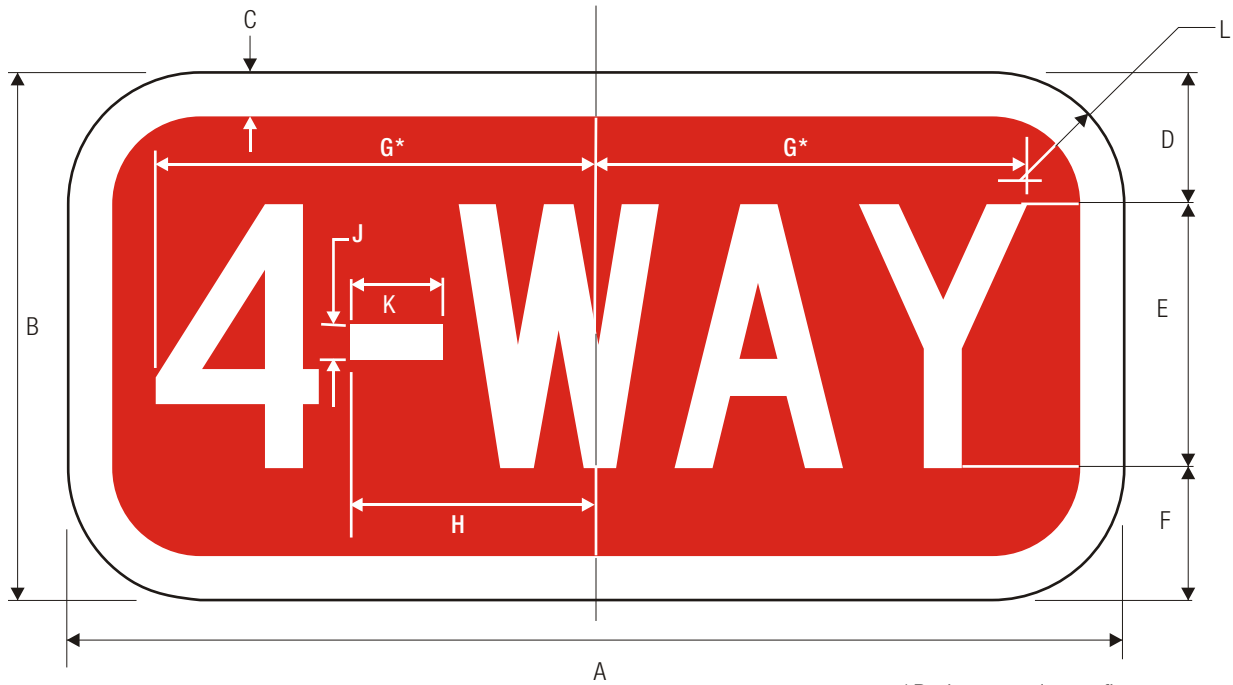
COLORS: LEGEND – RED (RETROREFLECTIVE)
BACKGROUND – WHITE (RETROREFLECTIVE)



R1-2a
TO ONCOMING TRAFFIC

	A	B	C	D	E	F	G	H	J	K	L
C	600	450	10	15	62	75 D	50	55	249.5	193	50
	900	750	15	25	132	112 D	75	81.5	370	286	60
	1200	900	20	30	125	150 D	100	109	496	383	70

COLORS: LEGEND — BLACK
BACKGROUND — WHITE (RETROREFLECTIVE)

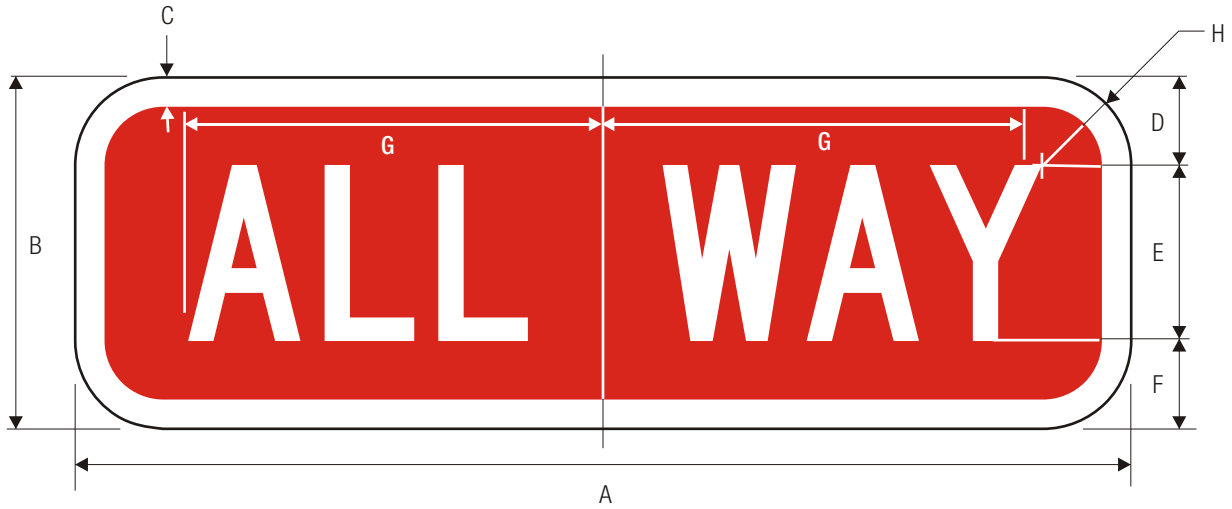


R1-3
4-WAY

*Reduce spacing to fit.

C	A	B	C	D	E	F	G	H	J	K	L
	300	150	10	37	75 C	38	124	68	10	26	40
	450	225	10	50	125 C	50	200	108	17	44	40
	600	300	15	75	150 C	75	239.5	129	20	53	50
	750	375	20	87.5	200 C	87.5	279.5	151	23	61	50
	900	450	25	112.5	225 C	112.5	359.5	194	30	79	60
	1200	600	30	150	300 C	150	484.5	264	40	105	70

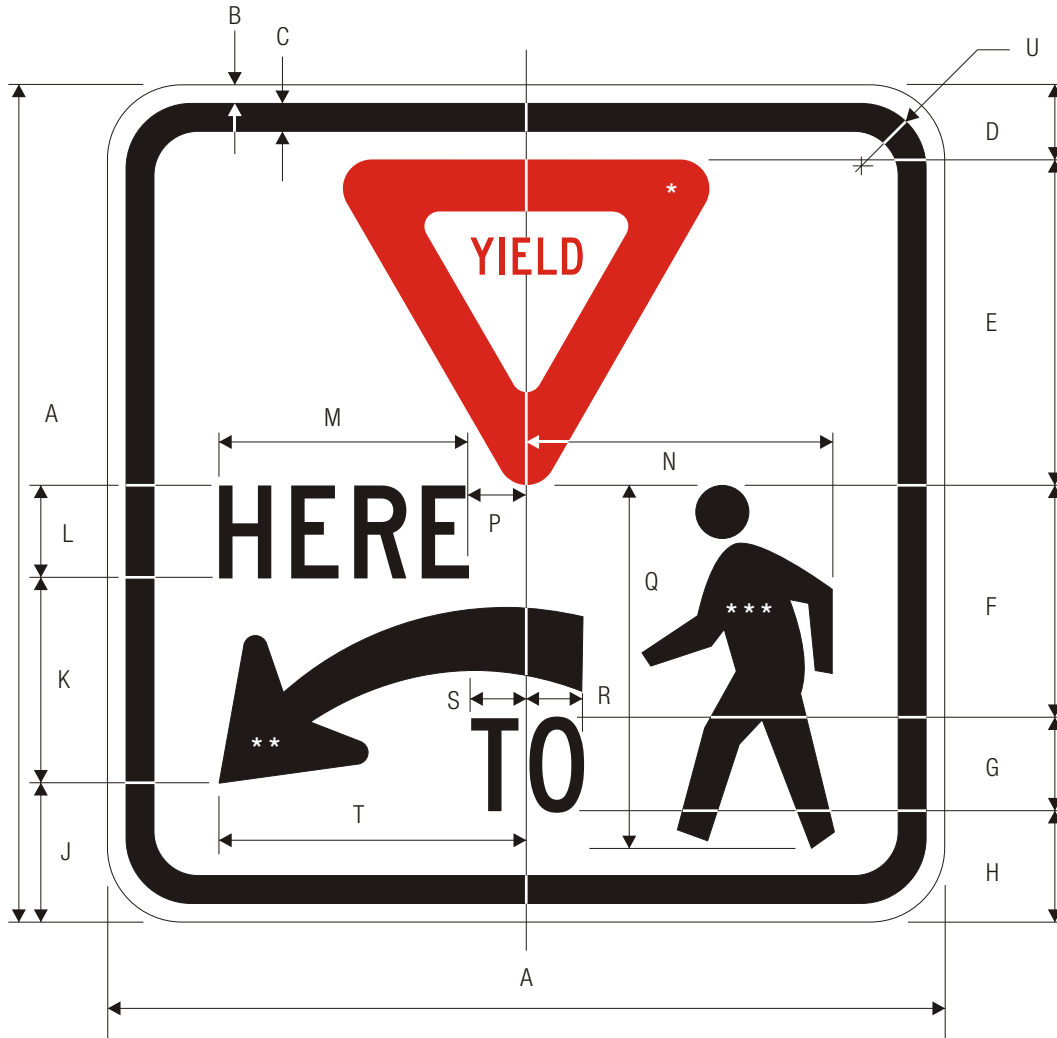
COLORS: LEGEND — WHITE (RETROREFLECTIVE)
BACKGROUND — RED (RETROREFLECTIVE)



R1-4
ALL WAY

	A	B	C	D	E	F	G	H
C	450	150	10	37	75 C	38	175	40
	600	225	15	50	125 C	50	275	50
	750	300	20	75	150 C	75	331	50
	900	375	25	100	175 C	100	394	60
	1200	450	30	112.5	225 C	112.5	510	70

COLORS: LEGEND — WHITE (RETROREFLECTIVE)
BACKGROUND — RED (RETROREFLECTIVE)



R1-5L
YIELD HERE TO PEDESTRIANS

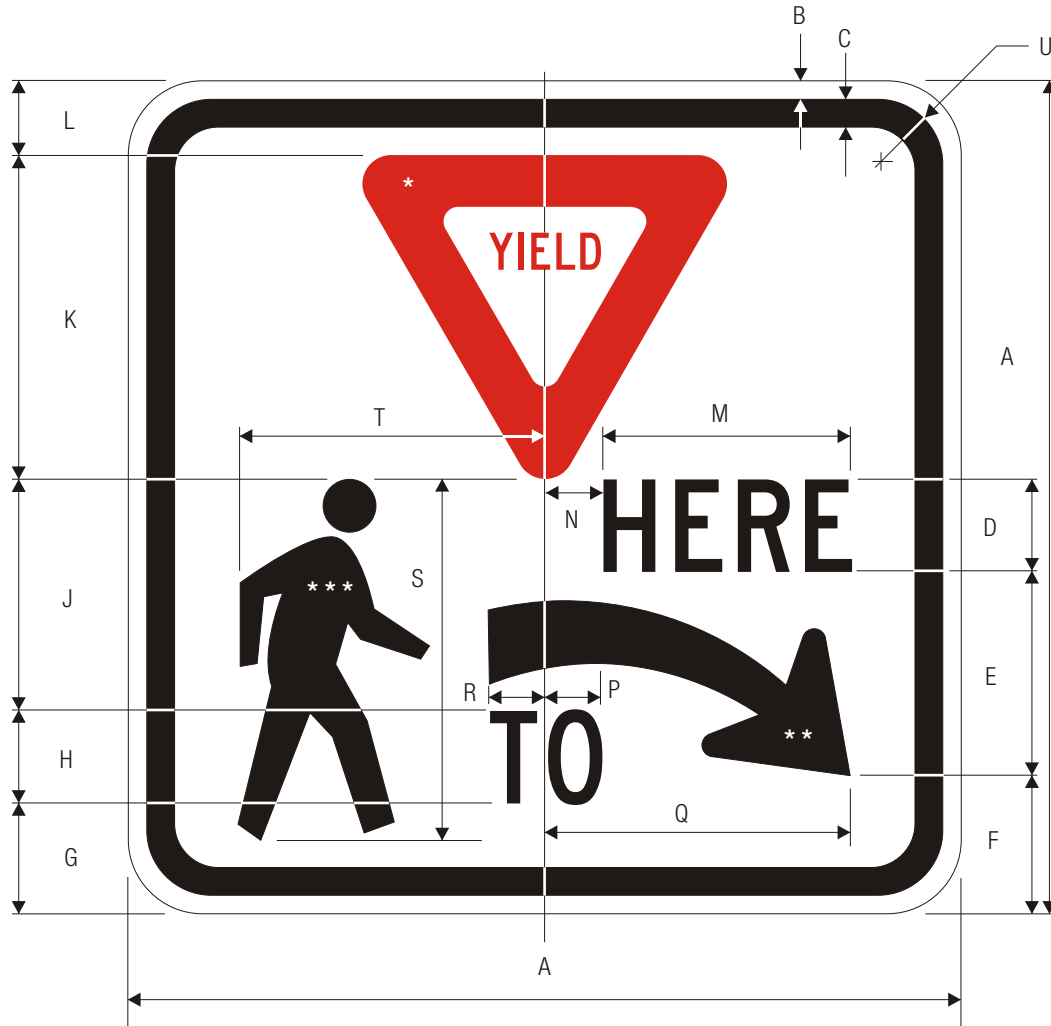
	A	B	C	D	E	F	G	H	J	K	L
C	450	10	15	40	175	125	50 C	60	75	110	50 C
	750	13	20	68	287	212	75 C	108	125	181	75 C
	900	15	25	80	350	250	100 C	120	150	220	100 C

M	N	P	Q	R	S	T	U
134	165	31	195	30.5	30.5	165	40
201	275	50	325	45	45	275	50
268	330	62	390	61	61	330	60

*Insert R1-2 and size to fit.
 **Insert R10-6a Arrow and size to fit.
 ***See 6-10 for design detail.

COLORS: LEGEND & ARROW — BLACK
 PED SYMBOL — BLACK
 BACKGROUND — WHITE (RETROREFLECTIVE)
 YIELD SYMBOL — RED (RETROREFLECTIVE)

X-XX



R1-5R
YIELD HERE TO PEDESTRIANS

	A	B	C	D	E	F	G	H	J	K	L
C	450	10	15	50 C	110	75	60	50 C	125	175	40
	750	13	20	75 C	181	125	108	75 C	212	287	68
	900	15	25	100 C	220	150	120	100 C	250	350	80

M	N	P	Q	R	S	T	U
134	31	30.5	165	30.5	195	165	40
201	50	45	275	45	325	275	50
268	62	61	330	61	390	330	60

*Insert R1-2 and size to fit.
 **Insert R10-6a Arrow and size to fit.
 ***See 6-10 for design detail.

COLORS: LEGEND & ARROW — BLACK
 PED SYMBOL — BLACK
 BACKGROUND — WHITE (RETROREFLECTIVE)
 YIELD SYMBOL — RED (RETROREFLECTIVE)

X-XX



R1-5aL
YIELD HERE TO PEDESTRIANS

	A	B	C	D	E	F	G	H	J	K	L
C	450	600	10	15	50	200	20	50 C	90	30	60
	750	1050	13	20	125	337	31	75 C	150	50	132
	900	1200	15	25	100	400	40	100 C	180	60	120

	M	N	P	Q	R	S	T	U
	134	44	140	61	60	178	150	40
	201	66	234	91	109	267	250	50
	269	88	280	121	120	356	300	60

*Insert R1-2 and size to fit.
**Insert R10-6a Arrow and size to fit.

COLORS: LEGEND & ARROW – BLACK
BACKGROUND – WHITE (RETROREFLECTIVE)
YIELD SYMBOL – RED (RETROREFLECTIVE)

X-XX



R1-5aR
YIELD HERE TO PEDESTRIANS

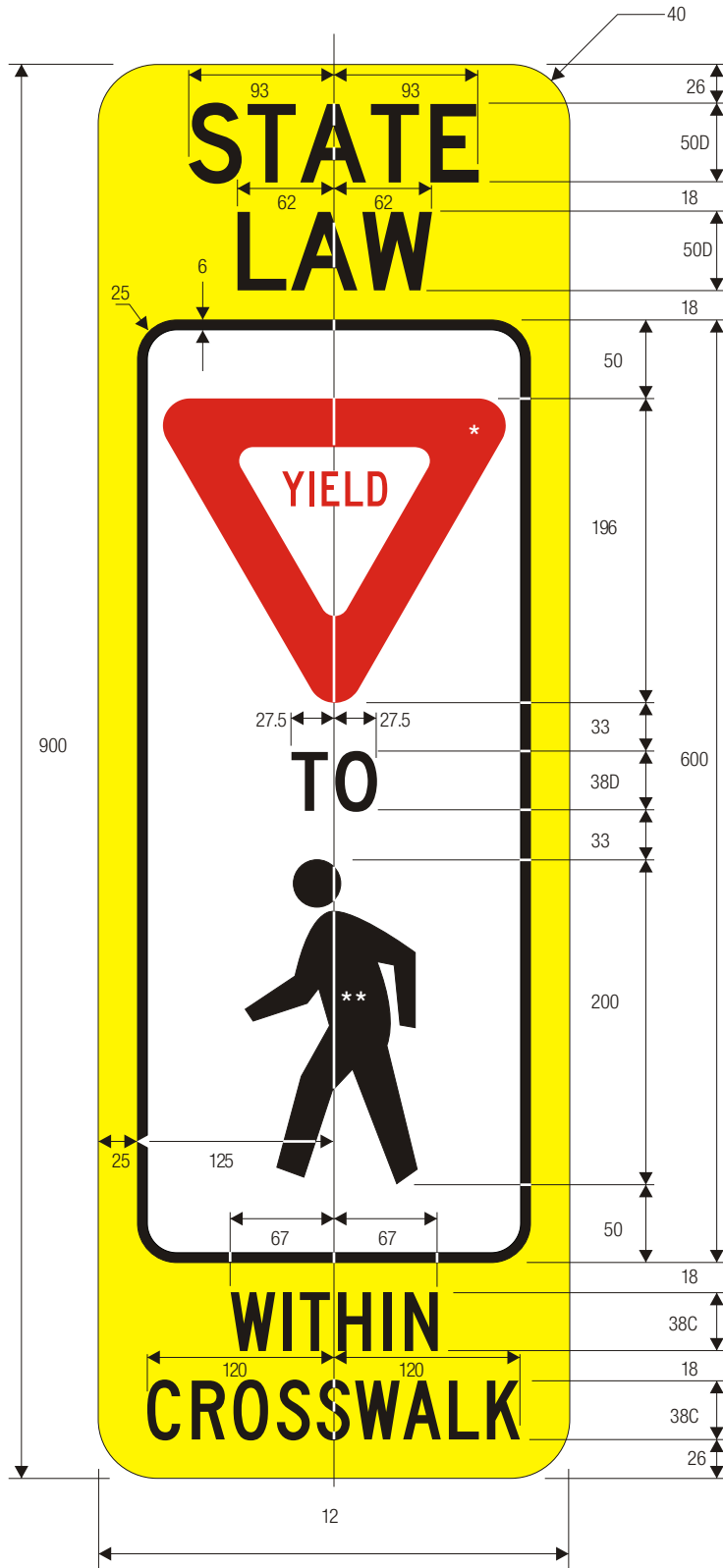
	A	B	C	D	E	F	G	H	J	K	L
C	450	600	10	15	150	60	50 C	30	90	20	200
	750	1050	13	20	250	132	75 C	50	150	31	337
	900	1200	15	25	300	120	100 C	60	180	40	400

	M	N	P	Q	R	S	T	U
	50	134	44	140	178	60	61	40
	125	201	66	234	267	109	91	50
	100	269	88	280	356	120	121	60

*Insert R1-2 and size to fit.
**Insert R10-6a Arrow and reduce to fit.

COLORS: LEGEND & ARROW – BLACK
BACKGROUND – WHITE (RETROREFLECTIVE)
YIELD SYMBOL – RED (RETROREFLECTIVE)

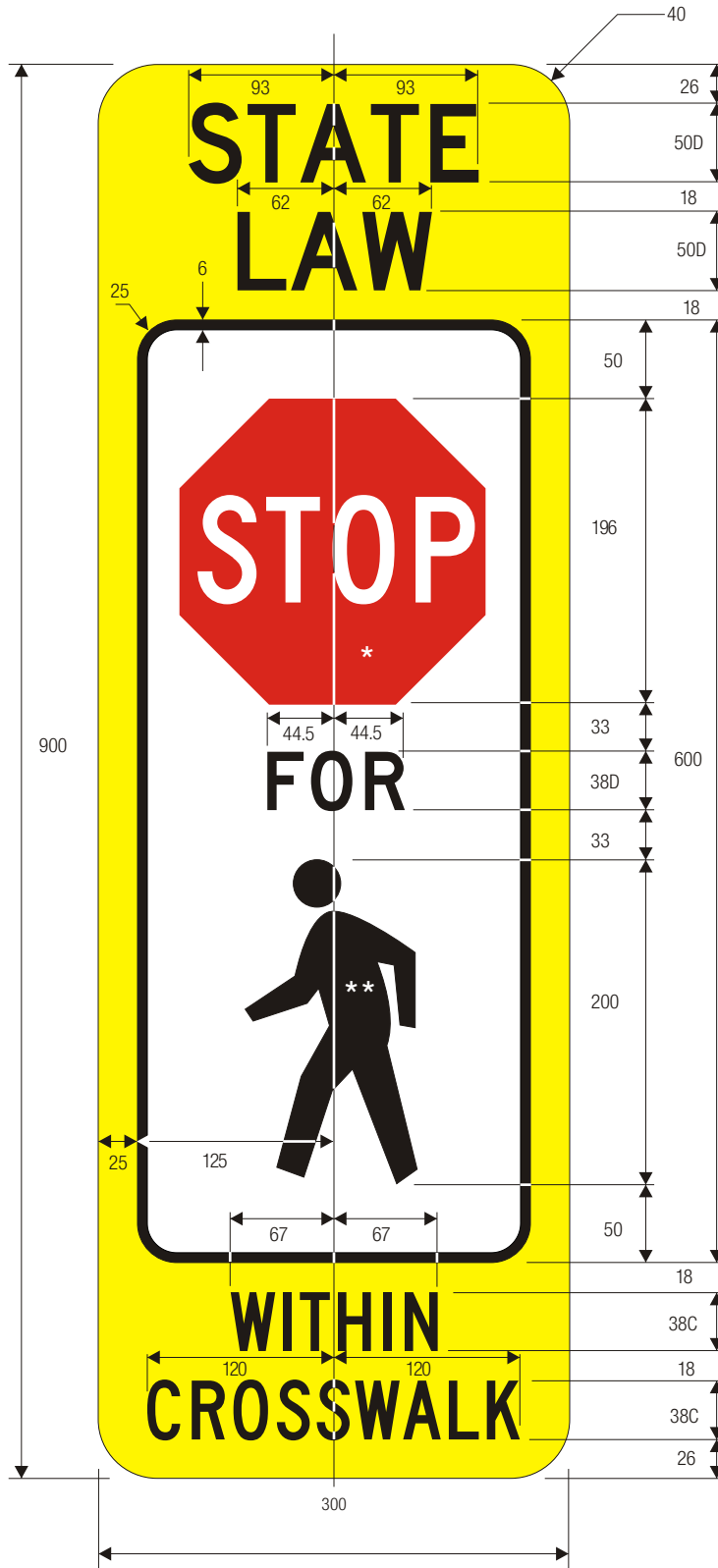
X-XX



R1-6
IN-STREET PEDESTRIAN CROSSING

*Insert R1-2 and size to fit.
**See 6-10 for design detail.

- COLORS: LEGEND — BLACK
 BACKGROUND — YELLOW (RETROREFLECTIVE)
 YIELD SYMBOL — RED (RETROREFLECTIVE) ON WHITE (RETROREFLECTIVE)
 PED SYMBOL — BLACK ON WHITE (RETROREFLECTIVE)



R1-6a
IN-STREET PEDESTRIAN CROSSING

*Insert R1-1 and size to fit.
**See 6-10 for design detail.

- COLORS: LEGEND — BLACK
 BACKGROUND — YELLOW (RETROREFLECTIVE)
 YIELD SYMBOL — RED (RETROREFLECTIVE) ON WHITE (RETROREFLECTIVE)
 PED SYMBOL — BLACK ON WHITE (RETROREFLECTIVE)

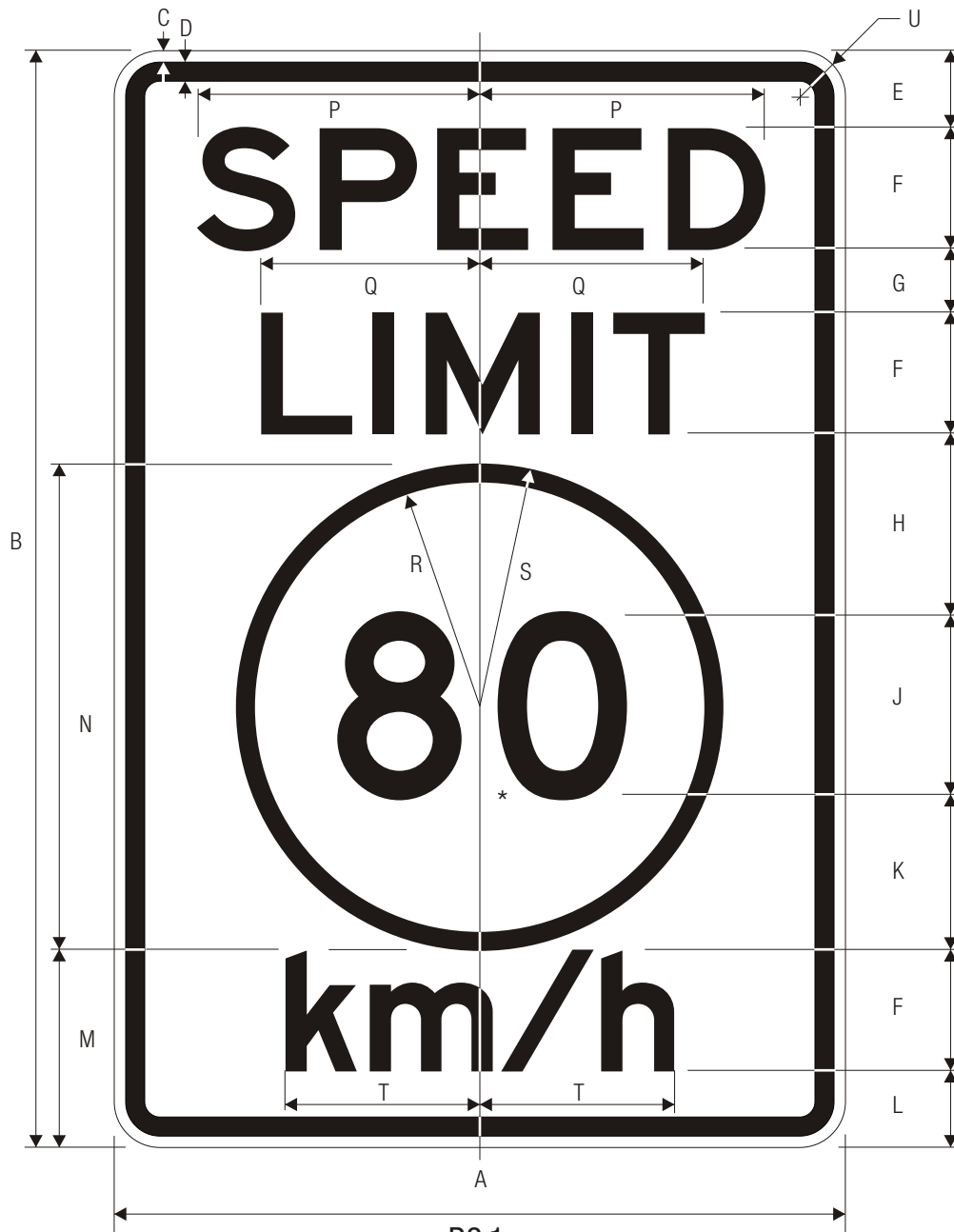


R2-1
SPEED LIMIT (ENGLISH)

*Optically space numerals about centerline

A	B	C	D	E	F	G	H	J	K	L
300	400	10	15	75	50 E	25	100 E	116.5	90.5	40
450	600	10	15	75	75 E	50	200 E	176	137	40
600	750	10	15	100	100 E	50	250 E	234.5	183	50
900	1200	15	25	175	150 E	100	350 E	351.5	274.5	60
1200	1500	20	30	200	200 E	150	400 E	466.5	364	70

COLORS: LEGEND — BLACK
BACKGROUND— WHITE (RETROREFLECTIVE)



R2-1

SPEED LIMIT (METRIC)

*Optically space numerals about centerline.

A	B	C	D	E	F	G	H	J	K	L
600	900	10	15	62	100 E	50	150	150 D	125	63
900	1350	15	25	93	150 E	75	225	225 D	188	94
1200	1800	20	30	125	200 E	100	300	300 D	250	125

C

M	N	P	Q	R	S	T	U
163	400	233	182	185	200	163	50
244	600	350	273	275	300	241	60
325	800	466.5	364	370	400	320	70

COLORS: LEGEND — BLACK
 BACKGROUND — WHITE (RETROREFLECTIVE)
 CIRCLE — BLACK




R2-2
TRUCK SPEED LIMIT

*Reduce spacing 32%.

**Optically space numerals about centerline.

	A	B	C	D	E	F	G	H	J	K	L
C	600	10	15	100	100 D	61	250 E	89	50	243	233
	900	15	25	150	150 D	100	350 E	150	60	363	350
	1200	20	30	200	200 D	200	400 E	200	70	483	467

COLORS: LEGEND — BLACK
BACKGROUND — WHITE (RETROREFLECTIVE)



R2-2
TRUCK SPEED LIMIT (METRIC)

*Optically space numerals about centerline.

A	B	C	D	E	F	G	H	J	K	L	M
600	750	10	15	95	86 E	37	100	125 D	75 E	246.5	119.5
900	1200	15	25	167.5	125 E	60	160	200 D	100 E	358	159.5
1200	1500	20	30	188.5	175 E	74	200	250 D	150 E	501.5	239

N	P	Q
162.5	147.5	50
260	235	60
325	290	70

COLORS: LEGEND — BLACK
 BACKGROUND — WHITE (RETROREFLECTIVE)
 CIRCLE — BLACK

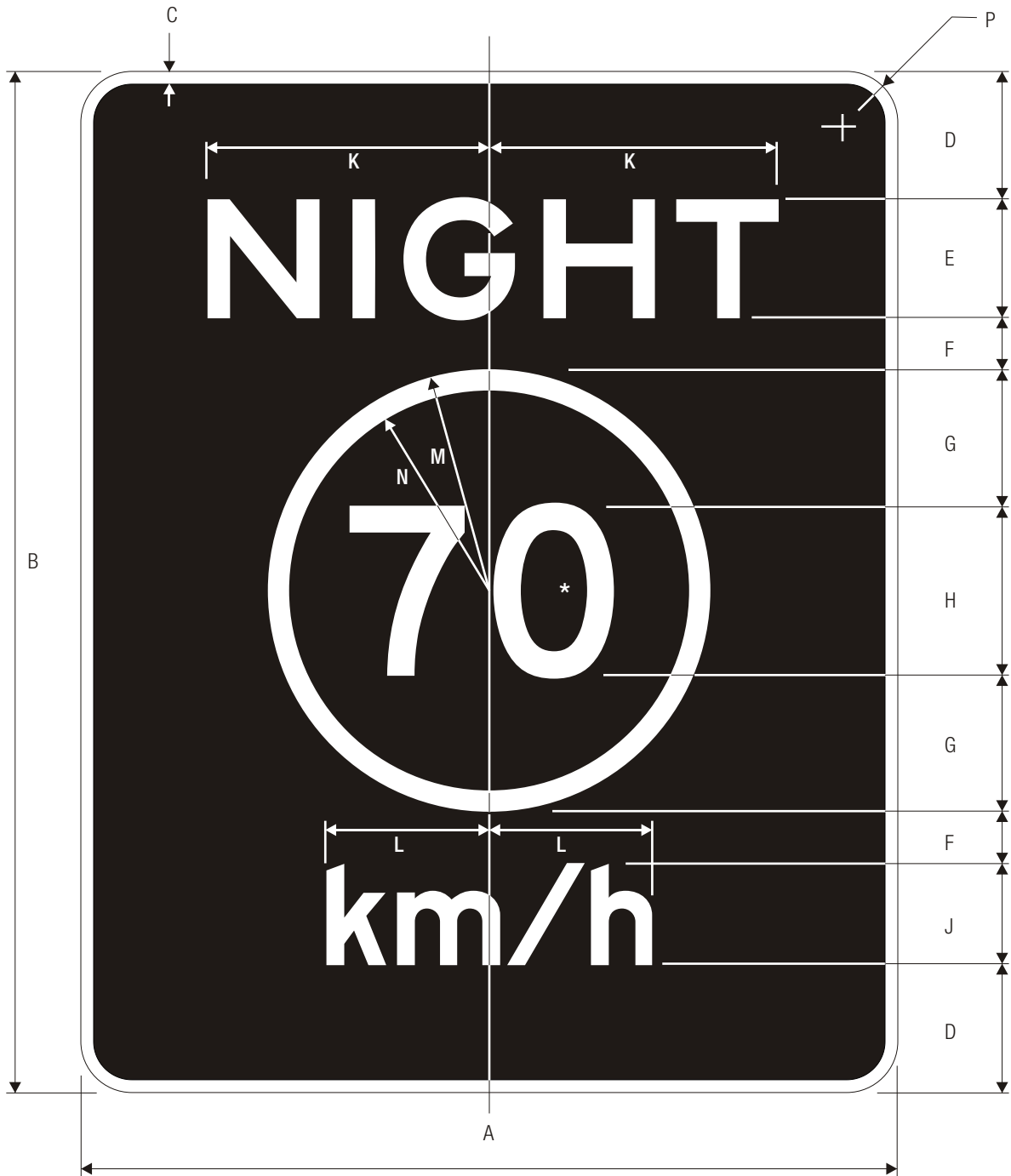


R2-3
NIGHT SPEED LIMIT (METRIC)

*Increase spacing to fit
**Optically space numerals about centerline

	A	B	C	D	E	F	G	H	J
C	600	15	100	75 F	75	250 E	201	210	50
	900	25	165	100 F	120	350 E	270	279	60
	1200	30	225	150 F	200	400 E	403	419	70

COLORS: LEGEND — WHITE (RETROREFLECTIVE)
BACKGROUND— BLACK



R2-3

NIGHT SPEED LIMIT (METRIC)

*Optically space numerals about centerline.

C

A	B	C	D	E	F	G	H	J	K	L	M
600	750	15	95	86 F	37	100	125 D	75 E	206	119.5	162.5
900	1200	25	167.5	125 F	60	160	200 D	100 E	299.5	159.5	260
1200	1500	30	188.5	175 F	74	200	250 D	150 E	419.5	239	325

N	P
147.5	50
235	60
290	70

COLORS: LEGEND — WHITE (RETROREFLECTIVE)
 BACKGROUND — BLACK
 CIRCLE — WHITE (RETROREFLECTIVE)



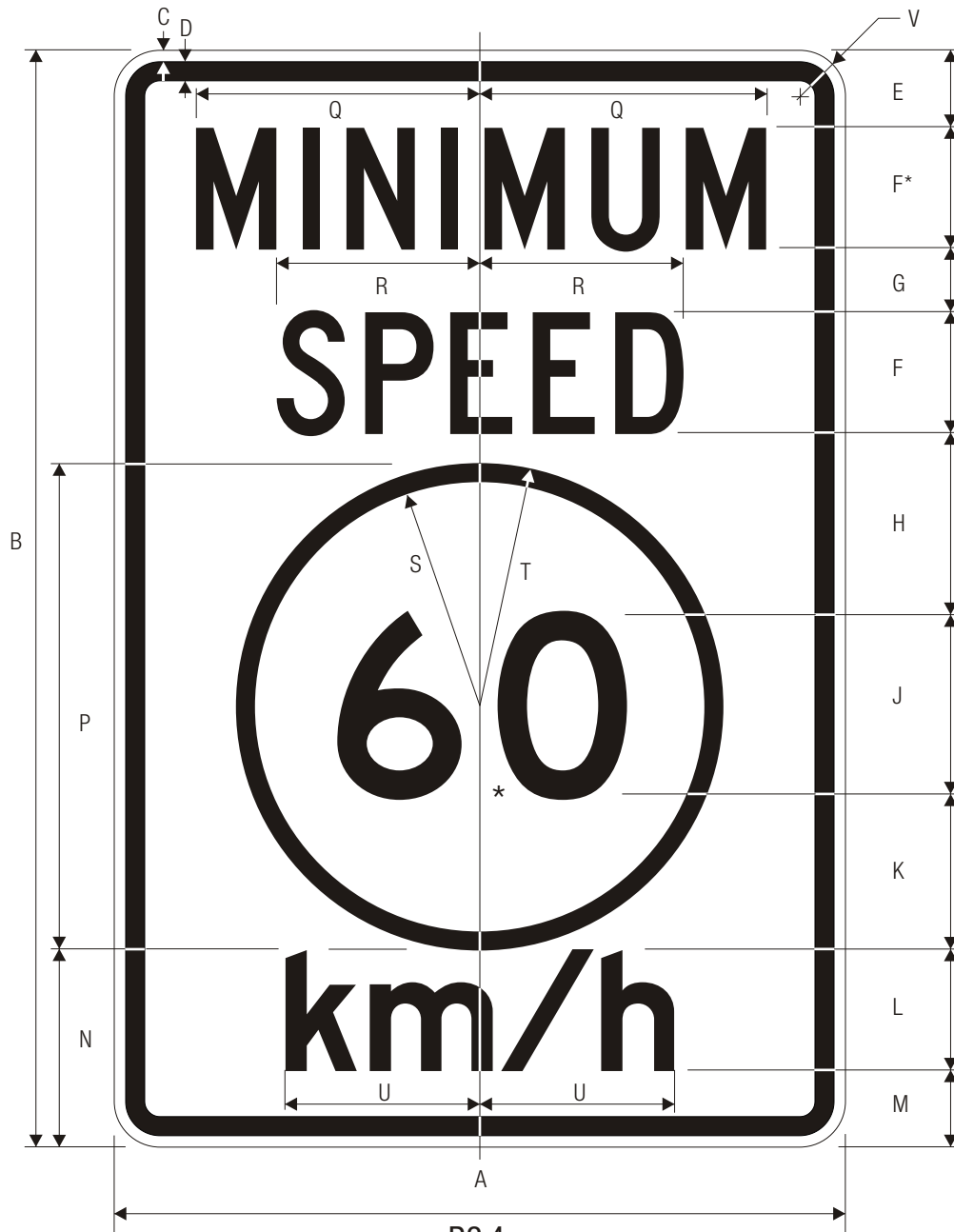
R2-4

MINIMUM SPEED LIMIT (ENGLISH)

*Optically space numerals about centerline

	A	B	C	D	E	F	G	H	J	K	L
C	600	750	10	15	100	100 C	50	250 D	235	167.5	50
	900	1200	15	25	150	150 C	125	350 D	352.5	251.5	60
	1200	1500	20	30	200	200 C	150	400 D	470	333.5	70

COLORS: LEGEND — BLACK
 BACKGROUND — WHITE (RETROREFLECTIVE)



R2-4

MINIMUM SPEED LIMIT (METRIC)

*Optically space numerals about centerline

C

A	B	C	D	E	F	G	H	J	K	L	M
600	900	10	15	62	100 C	50	150	150 D	125	100 E	63
900	1350	15	25	93	150 C	75	225	225 D	188	150 E	94
1200	1800	20	30	125	200 C	100	300	300 D	250	200 E	125

N	P	Q	R	S	T	U	V
163	400	234	167	185	200	163	50
244	600	351	250.5	275	300	241	60
325	800	468	334	370	400	320	70

COLORS: LEGEND — BLACK
 BACKGROUND — WHITE (RETROREFLECTIVE)
 CIRCLE — BLACK



R2-4a

COMBINED SPEED LIMIT (ENGLISH)

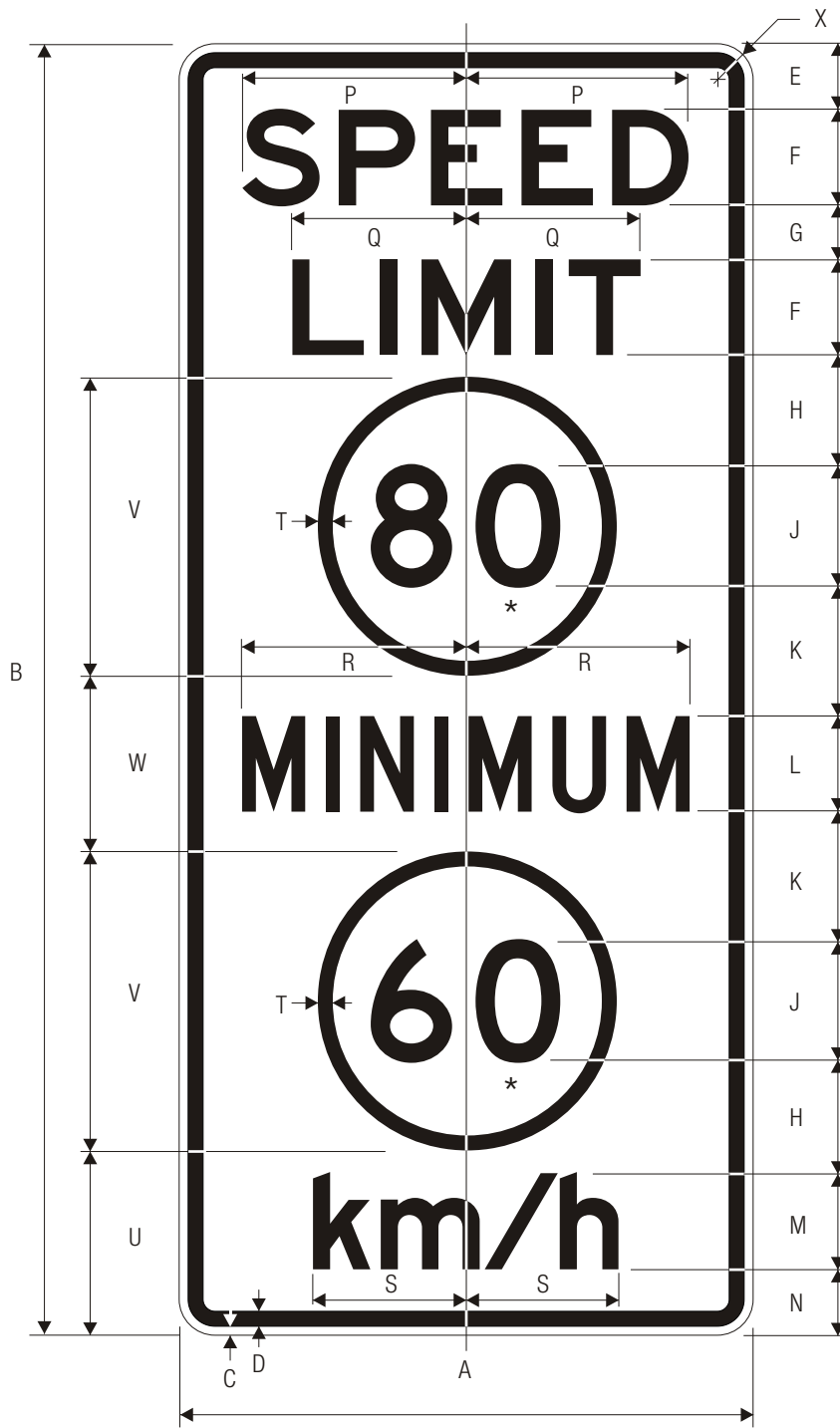
*Optically space numerals about centerline

C

A	B	C	D	E	F	G	H	J	K	L	M
600	1200	10	15	100	100 E	62.5	250 E	100 C	200 D	234.5	183
900	1800	15	25	150	150 E	100	350 E	150 C	300 D	351.5	274.5
1200	2400	20	30	200	200 E	162.5	400 E	200 C	350 D	468.5	365.5

N	P
235	40
352.5	60
470.5	70

COLORS: LEGEND — BLACK
 BACKGROUND— WHITE (RETROREFLECTIVE)



R2-4a

COMBINED SPEED LIMIT (METRIC)

*Optically space numerals about centerline.

C

A	B	C	D	E	F	G	H	J	K	L	M	N	P
600	1350	10	15	68	100 E	56	123	125 D	131	100 C	100 E	68	233
900	1950	15	25	100	150 E	75	187.5	175 D	175	150 C	150 E	100	350
1200	2550	20	30	125	200 E	100	225	225 D	250	200 C	200 E	125	466.5

Q	R	S	T	U	V	W	X
182	234	161.5	15	198	312	174	50
273	351	242.5	25	300	450	225	60
364	468	317	30	363	600	325	70

COLORS:
 LEGEND — BLACK
 BACKGROUND— WHITE (RETROREFLECTIVE)
 CIRCLE — BLACK

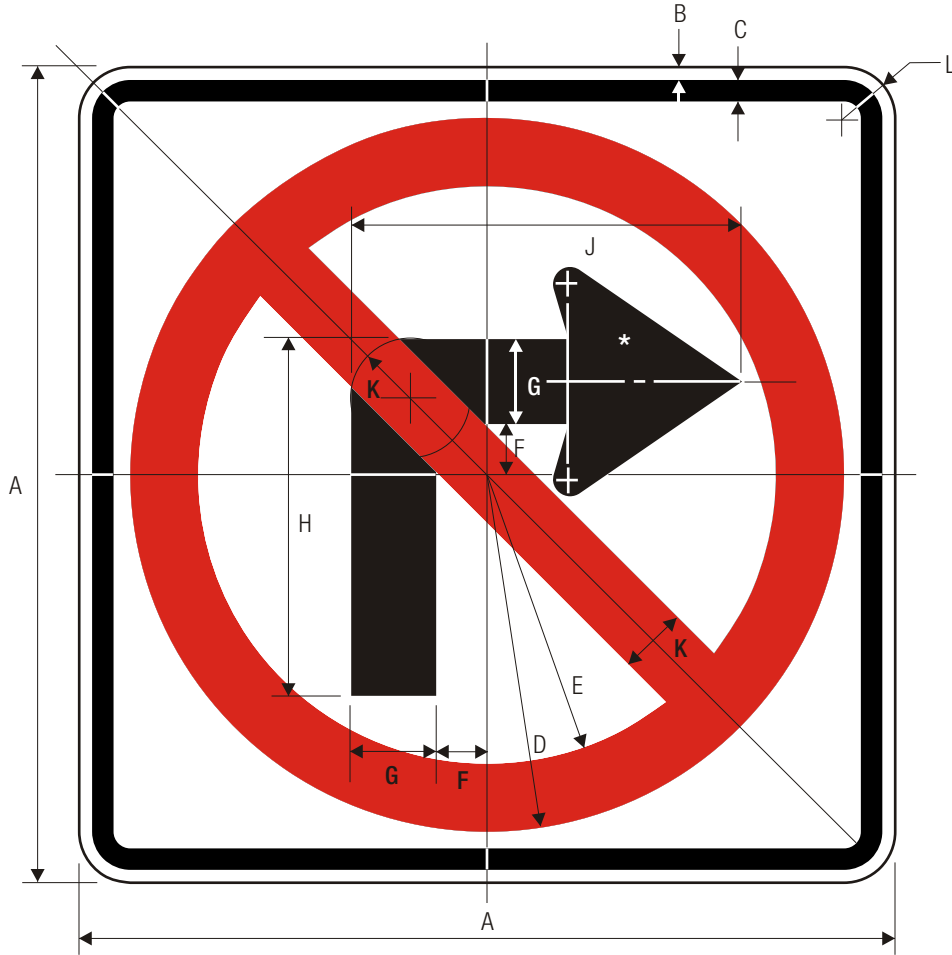


R2-6
FINES HIGHER



	A	B	C	D	E	F	G	H	J
C	600	10	15	150	100 D	100	174	228.5	50
	900	15	25	225	150 D	150	260.5	342.5	60
	1200	20	30	300	200 D	200	347.5	457	70

COLORS: LEGEND — BLACK
BACKGROUND — WHITE (RETROREFLECTIVE)




R3-1
RIGHT TURN PROHIBITION

*See page 6-2 for design details.

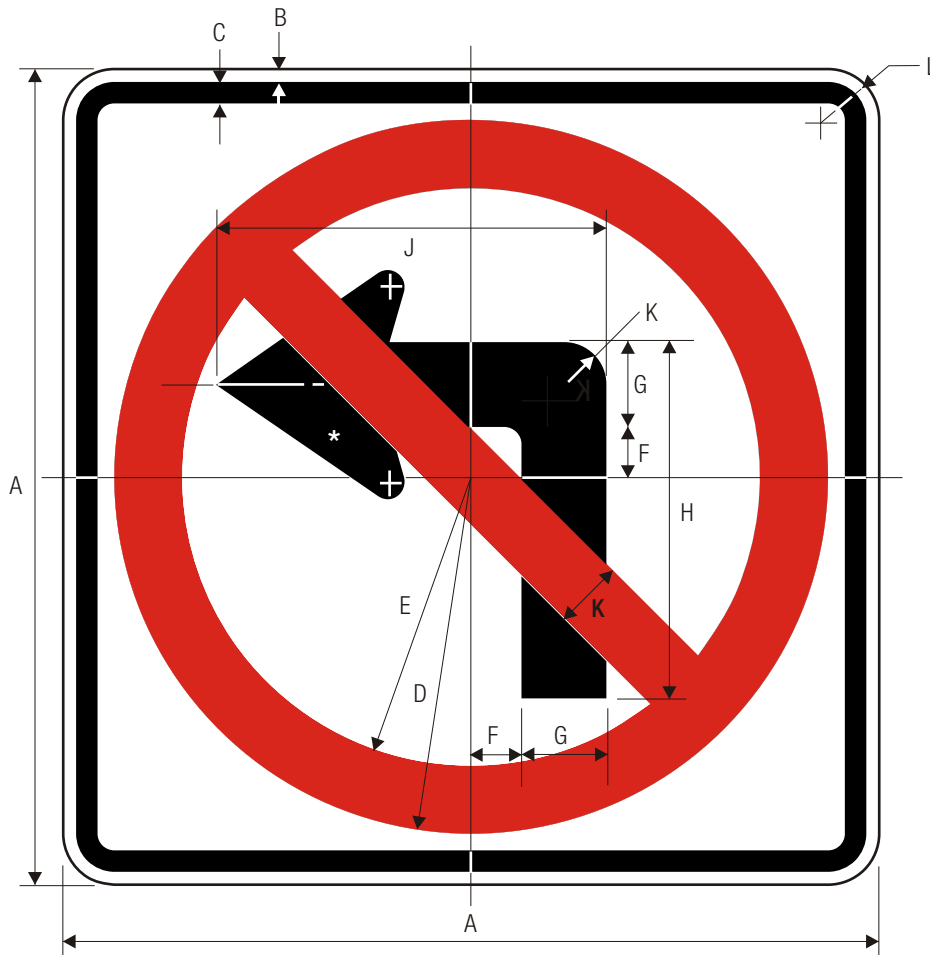
	A	B	C	D	E	F	G	H	J	K	L
	300	10	15	112	90	14	26	110	118	22	40
C	600	10	15	250	200	30	60	248	265	50	50
	750	13	20	325	260	40	77	322	343	65	50
	900	15	25	375	300	46	90	371	398	75	60
	1200	20	30	500	400	62	120	495	530	100	70

COLORS: CIRCLE & DIAGONAL — RED (RETROREFLECTIVE)
 SYMBOL & BORDER — BLACK
 BACKGROUND — WHITE (RETROREFLECTIVE)



R3-1a

ACTIVATED BLANK-OUT




R3-2
LEFT TURN PROHIBITION

*See page 6-2 for design details.

C

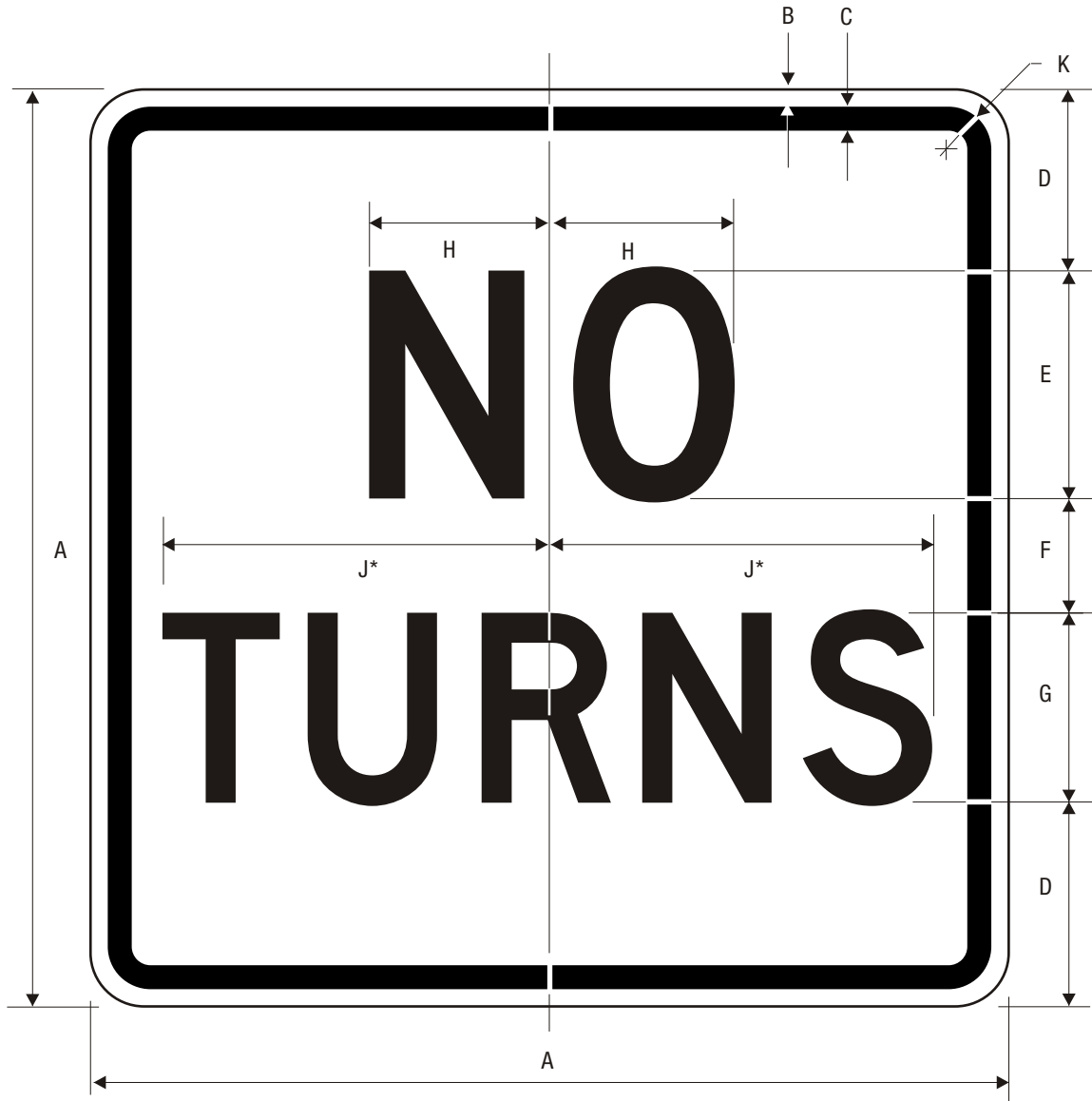
A	B	C	D	E	F	G	H	J	K	L
300	10	15	112	90	14	26	110	117	22	40
600	10	15	250	200	30	60	248	260	50	50
750	13	20	325	260	40	77	322	341	65	50
900	15	25	375	300	46	90	371	393	75	60
1200	20	30	500	400	62	120	495	524	100	70

COLORS: CIRCLE & DIAGONAL — RED (RETROREFLECTIVE)
 SYMBOL & BORDER — BLACK
 BACKGROUND — WHITE (RETROREFLECTIVE)



R3-2a

ACTIVATED BLANK-OUT



R3-3

NO TURNS

*Reduce spacing to fit

	A	B	C	D	E	F	G	H	J	K
	300	10	15	65	70 D	45	55 D	56	112	40
C	600	10	15	110	150 D	100	125 D	120.5	250	50
	900	15	25	150	250 D	150	200 D	200.5	390	60
	1200	20	30	225	300 D	200	250 D	241	490	70

COLORS: LEGEND — BLACK
 BACKGROUND— WHITE (RETROREFLECTIVE)



R3-4
U-TURN PROHIBITED

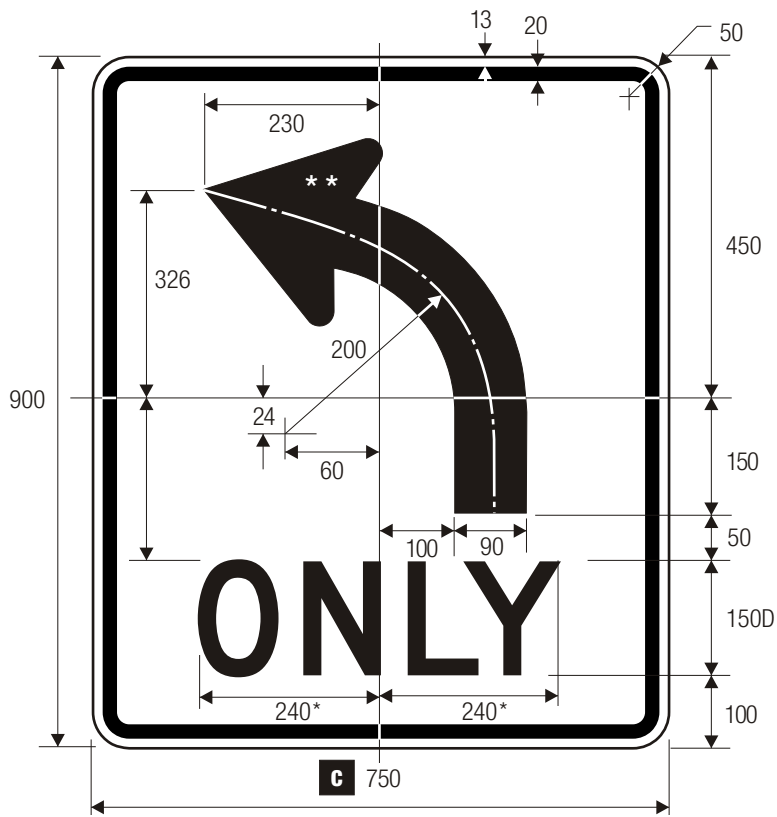
*See page 6-2 for design.

C

A	B	C	D	E	F	G	H	J	K	L	M
300	10	15	225	203	28	27	66	17	22	56	48
600	10	15	250	200	65	60	146	40	50	125	70
750	13	20	325	260	82	78	190	50	65	162	92
900	15	25	375	300	95	90	220	60	75	188	106
1200	20	30	500	400	127	120	294	78	100	250	142

N	P	Q	R
53	4	5	40
107	10	12	50
140	13	15	50
162	16	18	60
236	20	24	70

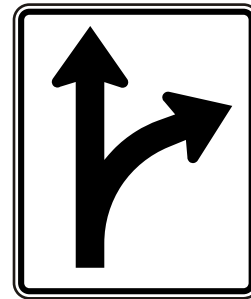
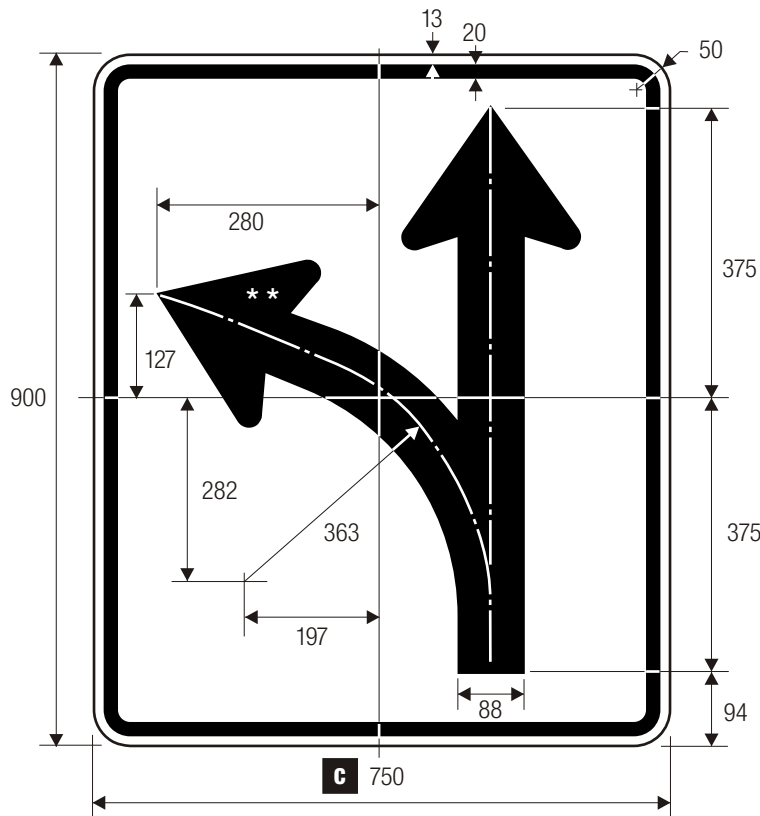
COLORS: CIRCLE & DIAGONAL — RED (RETROREFLECTIVE)
 SYMBOL & BORDER — BLACK
 BACKGROUND — WHITE (RETROREFLECTIVE)



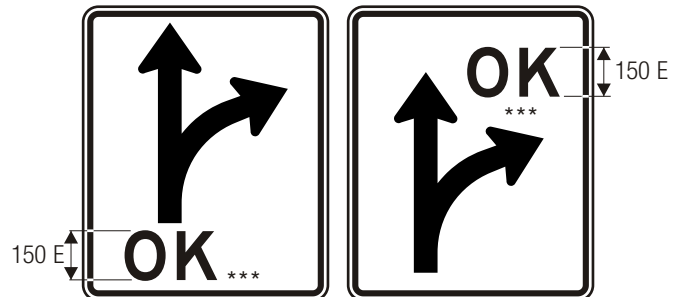
R3-5R

*Reduce spacing to fit.
 **See page 6-2 for design details.

R3-5L MANDATORY MOVEMENT LANE CONTROL



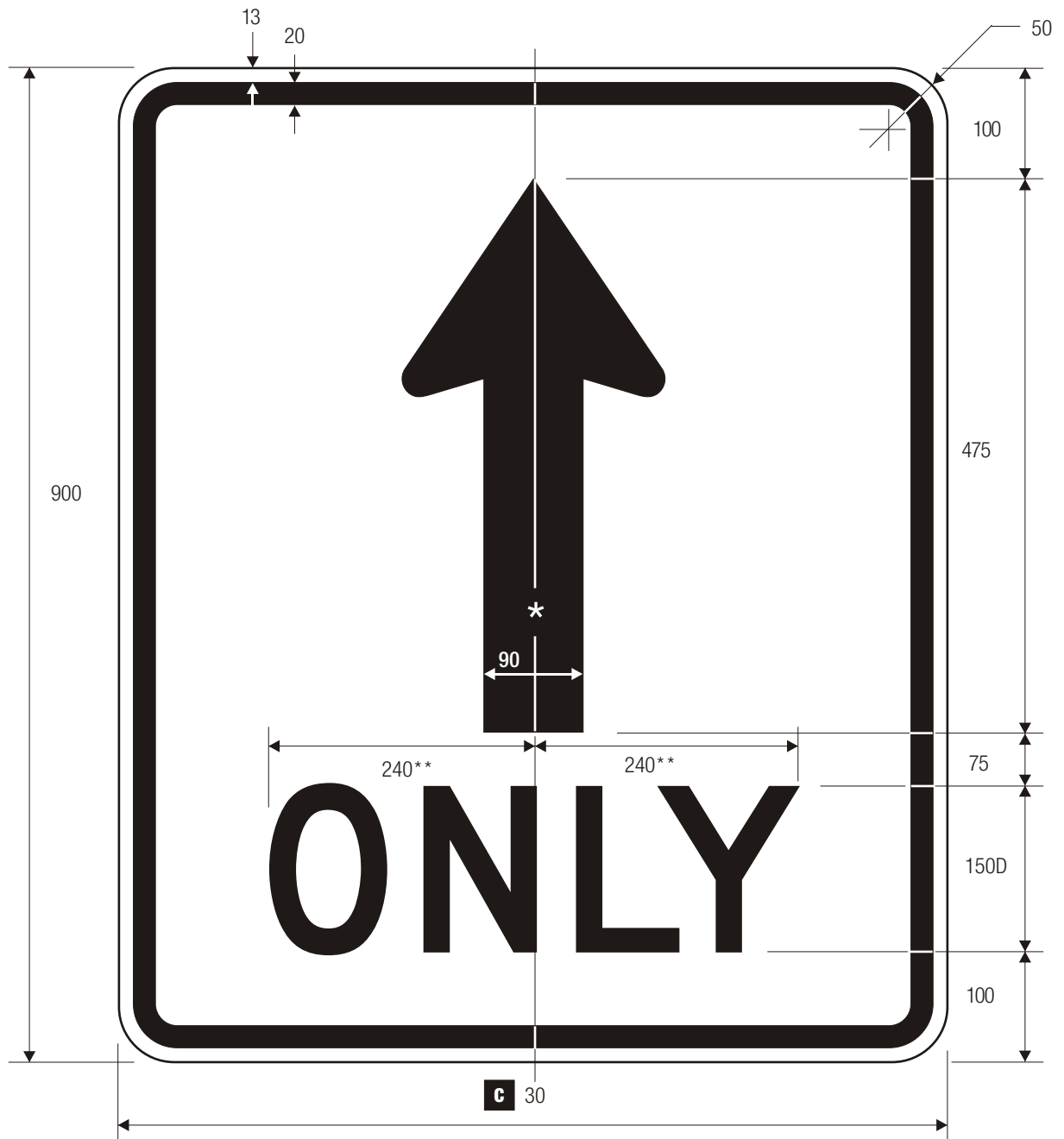
***Optional, add letters.



R3-6R

R3-6L OPTIONAL MOVEMENT LANE CONTROL

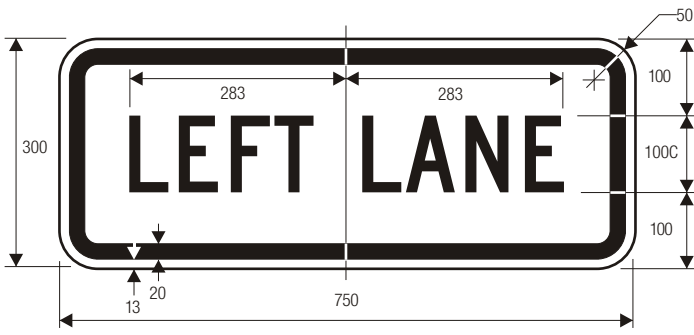
COLORS: LEGEND — BLACK
 BACKGROUND — WHITE (RETROREFLECTIVE)



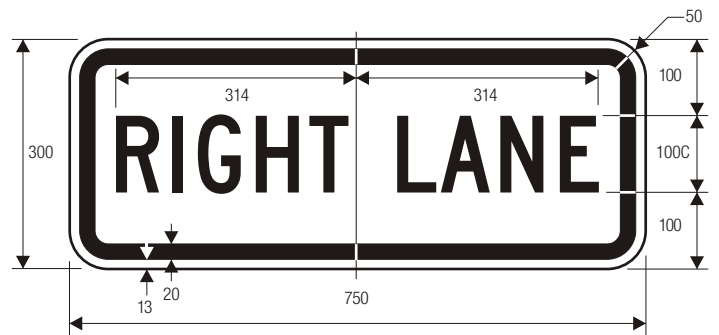
R3-5a
MANDATORY MOVEMENT LANE CONTROL

*See page 6-2 for arrow design
 **Reduce spacing to fit

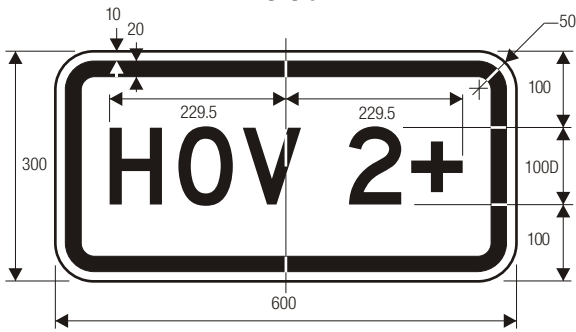
COLORS: LEGEND — BLACK
 BACKGROUND — WHITE (RETROREFLECTIVE)



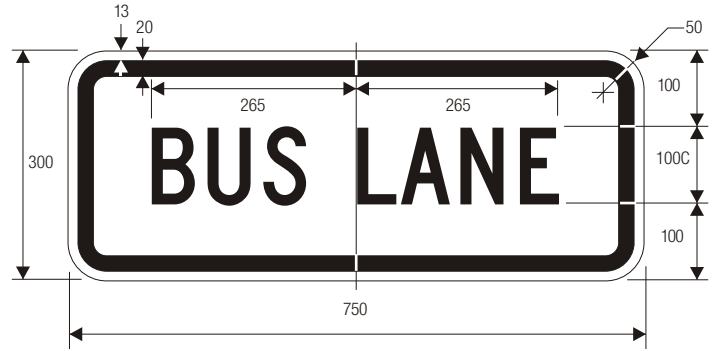
R3-5b



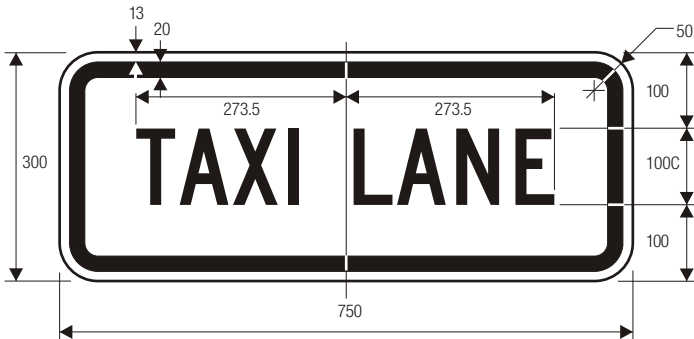
R3-5f



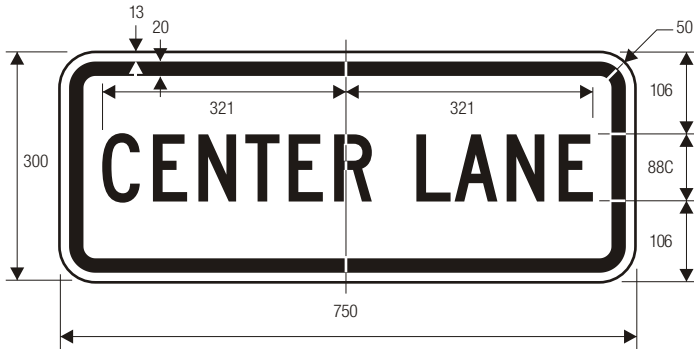
R3-5c



R3-5g



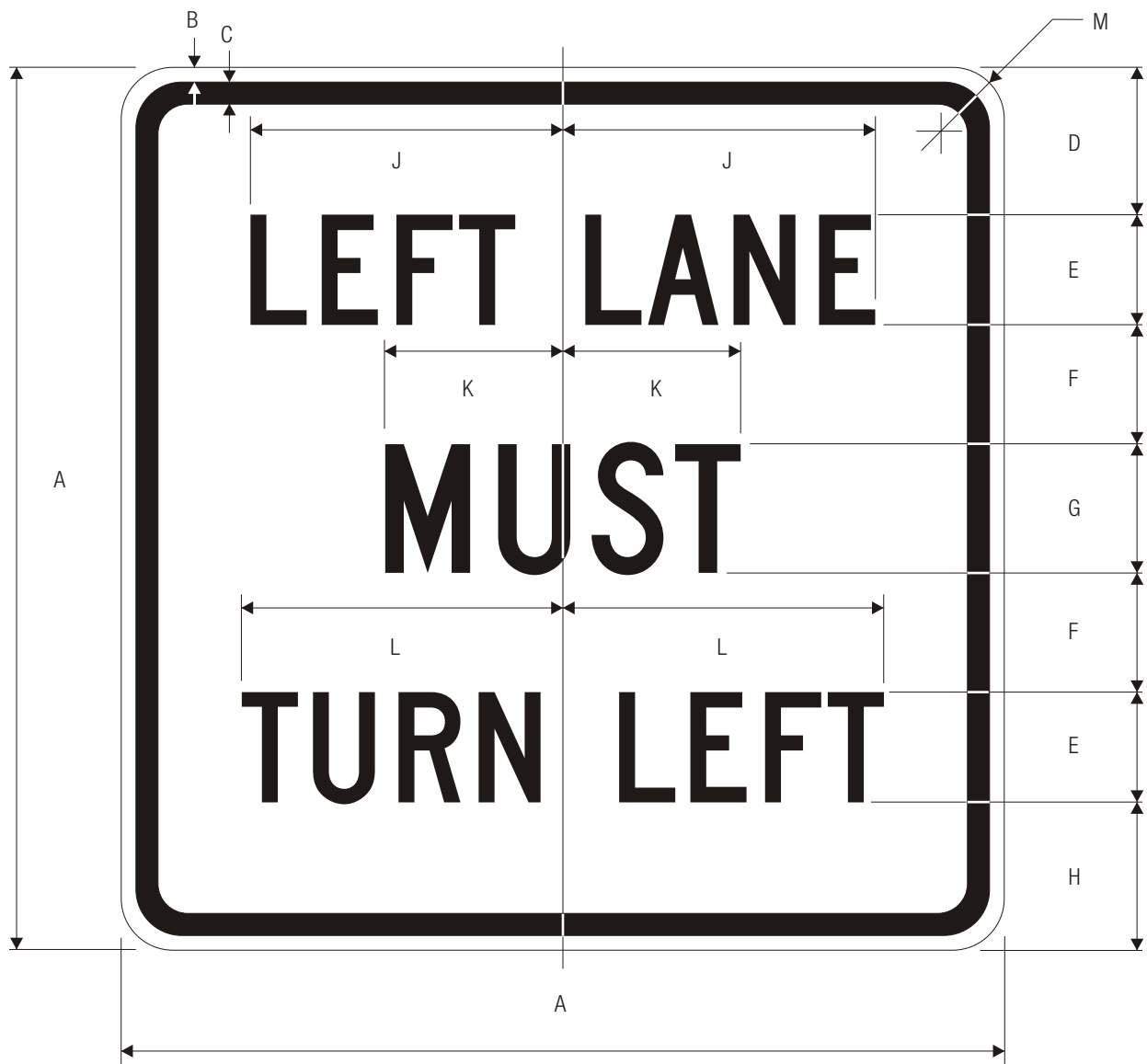
R3-5d



R3-5e

LANE CONTROL PLAQUES

COLORS: LEGEND — BLACK
 BACKGROUND — WHITE (RETROREFLECTIVE)

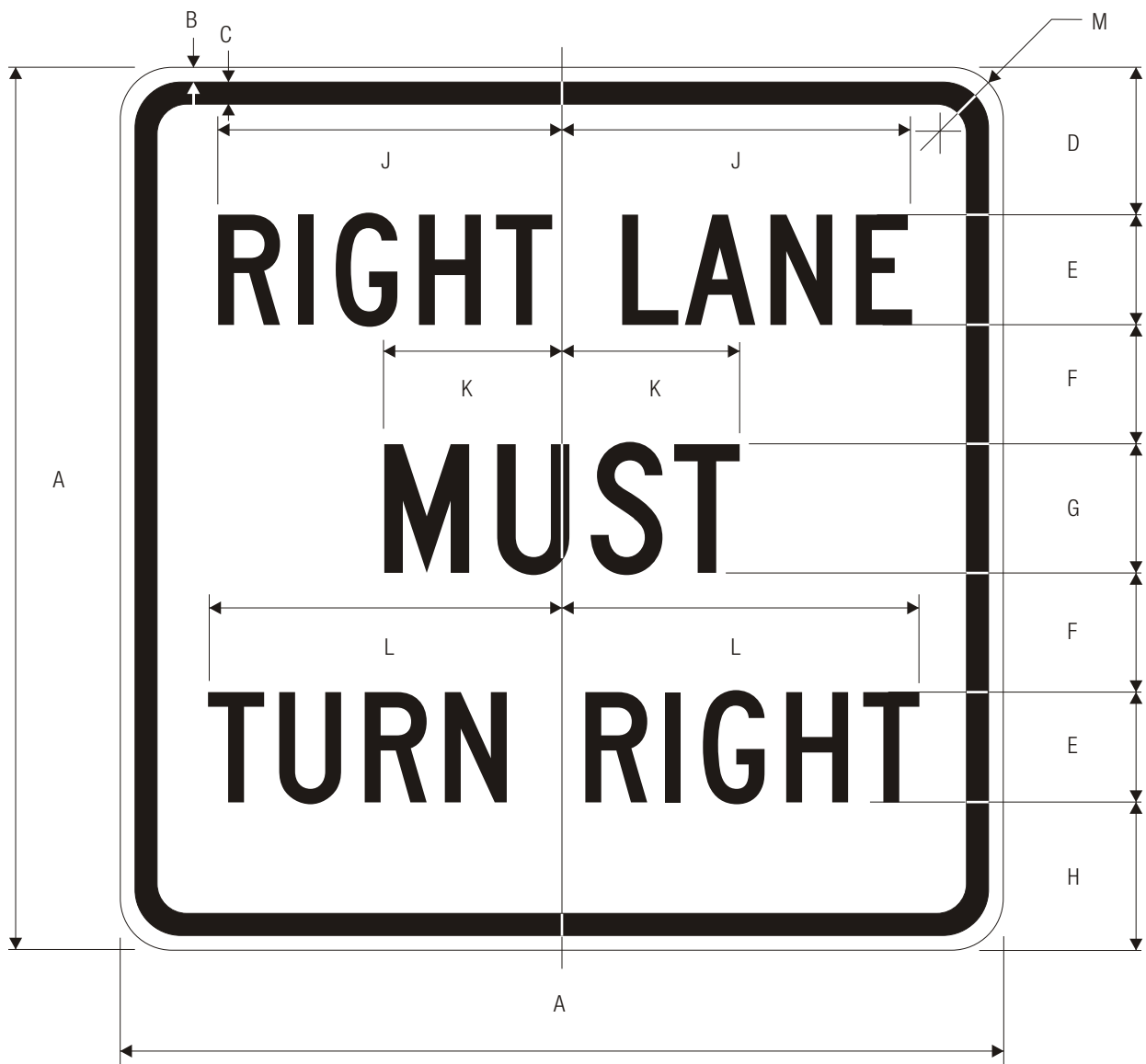


R3-7L

MANDATORY MOVEMENT LANE CONTROL

	A	B	C	D	E	F	G	H	J	K	L	M
C	750	13	20	110	100 C	100	125 C	15	293	173.5	311	50
	1200	20	30	200	150 C	162	175 C	201	424.5	241.5	436.5	70

COLORS: LEGEND — BLACK
 BACKGROUND— WHITE (RETROREFLECTIVE)

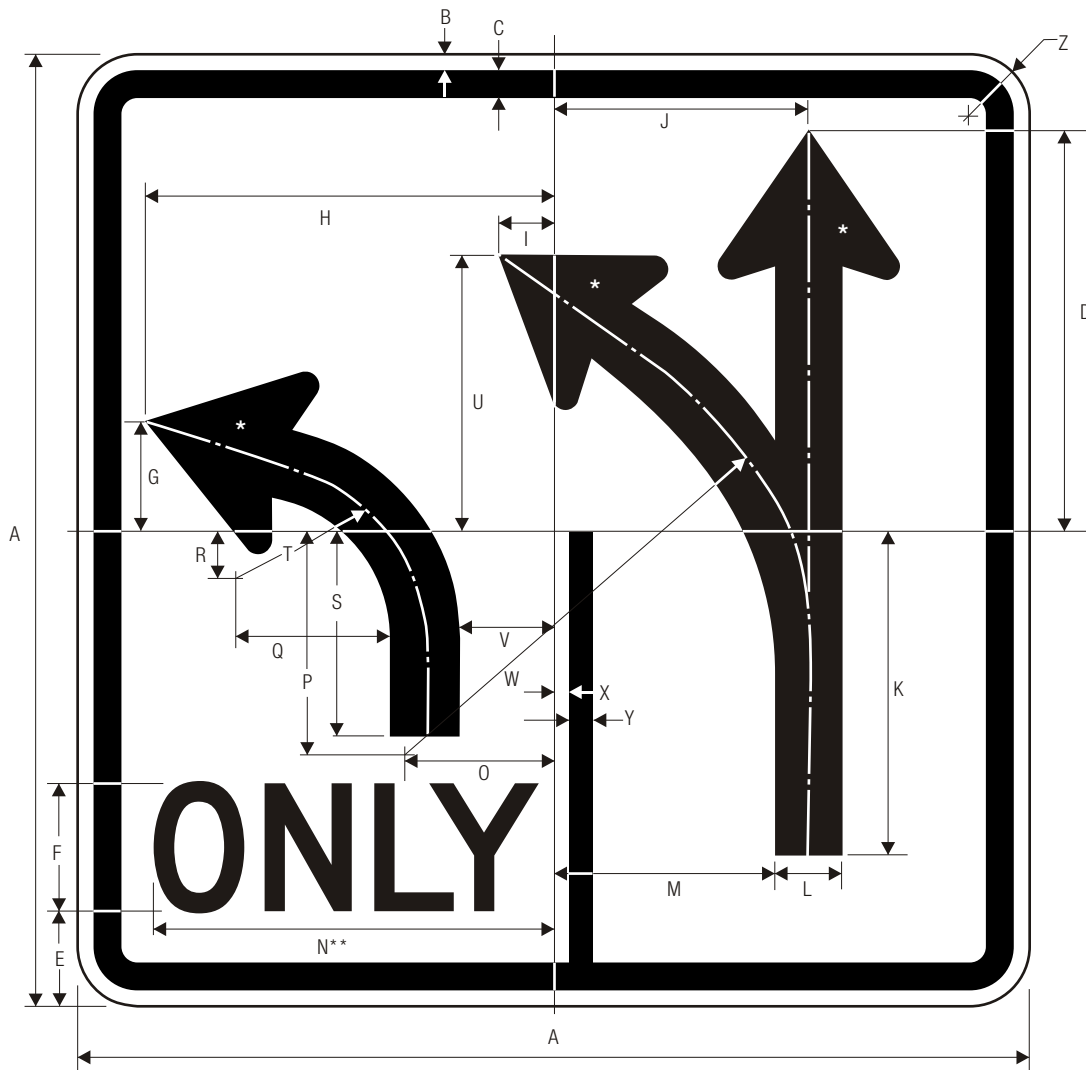


R3-7R

MANDATORY MOVEMENT LANE CONTROL

	A	B	C	D	E	F	G	H	J	K	L	M
C	750	13	20	110	100 C	100	125 C	15	312	173.5	323	50
	1200	20	30	200	150 C	162	175 C	201	471.5	241.5	483.5	70

COLORS: LEGEND — BLACK
 BACKGROUND— WHITE (RETROREFLECTIVE)



R3-8

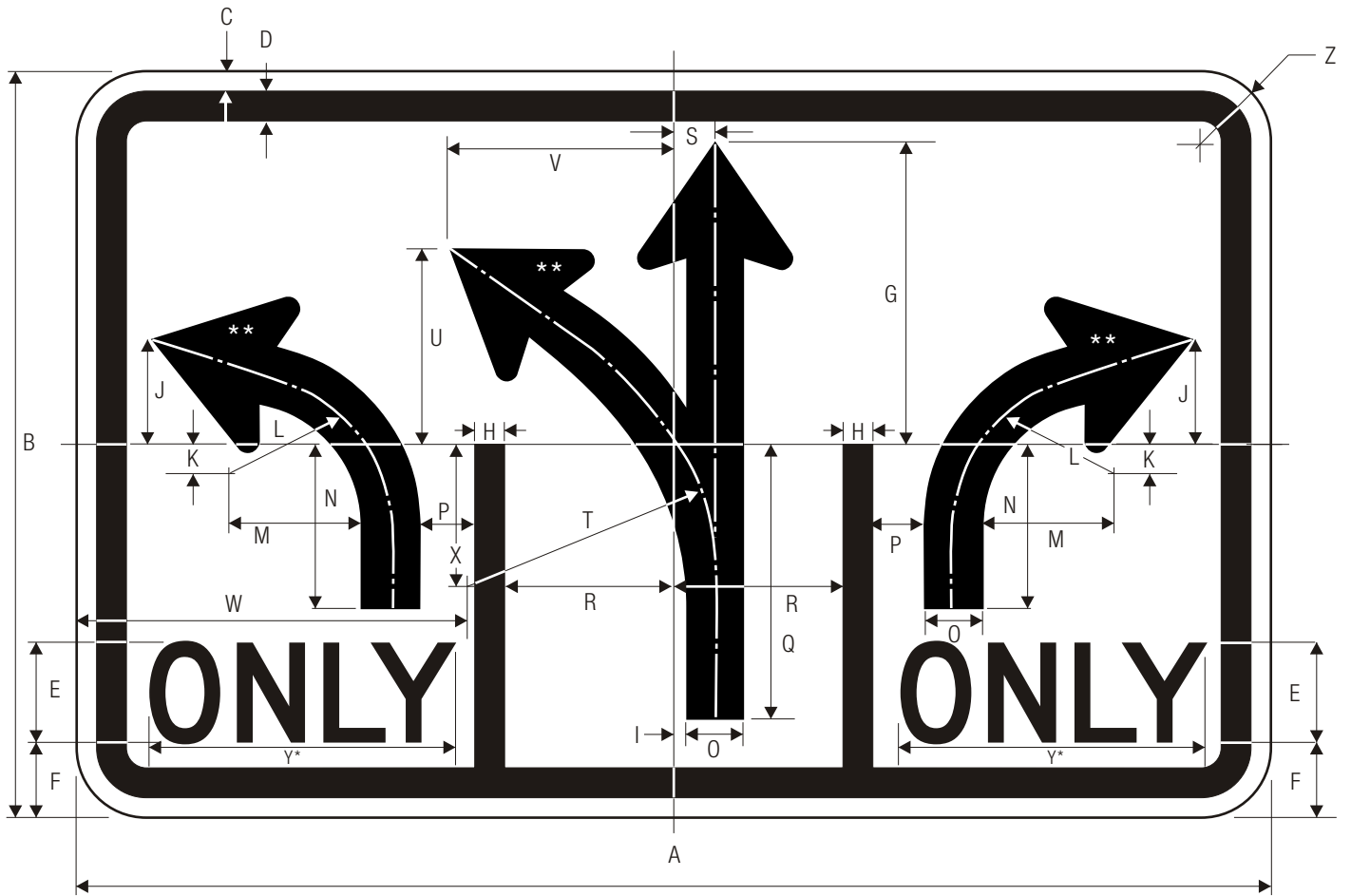
ADVANCE INTERSECTION LANE CONTROL



*See page 6-2 for design details.
 **Reduce spacing to fit.
 ***OK is optional.

A	B	C	D	E	F	G	H	I	J	K	L	M
750	13	20	320	75	100 D	100	326	42	241	260	63	210
900	15	25	384	90	125 D	120	391	50	289	312	75	252
1200	20	30	512	120	150 D	160	522	67	386	416	100	336
N	O	P	Q	R	S	T	U	V	W	X	Y	Z
308	126	187	116	84	165	146	205	33	368	12	20	50
370	151	224	139	101	198	175	246	40	442	14	24	60
493	202	299	186	134	264	234	328	53	589	19	32	70

COLORS: LEGEND — BLACK
 BACKGROUND— WHITE (RETROREFLECTIVE)



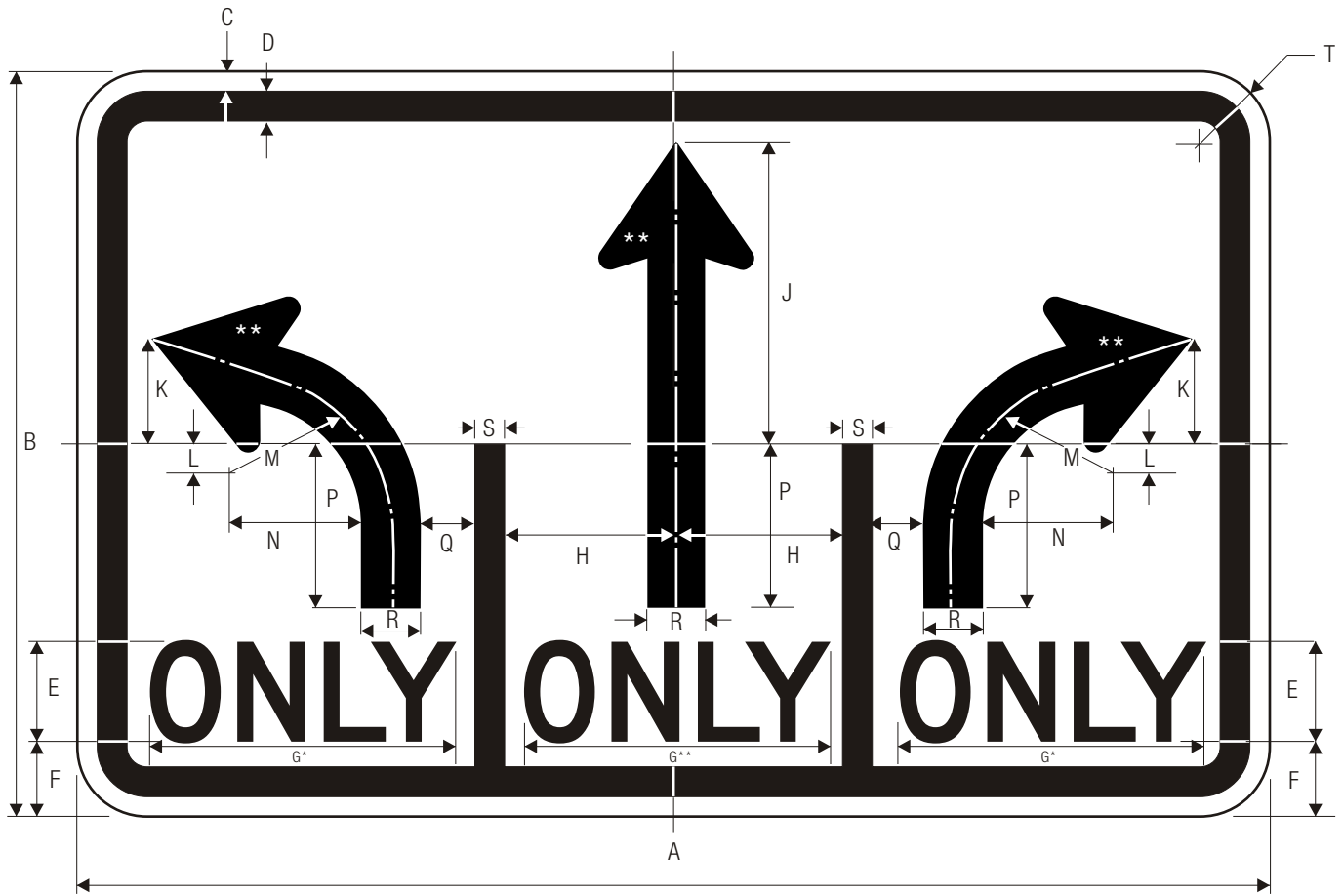
R3-8a

ADVANCE INTERSECTION LANE CONTROL

*Reduce spacing to fit and optically center.
 **See page 6-2 for arrow design.

	A	B	C	D	E	F	G	H	I	J	K	L	M
C	1200	750	20	30	100 D	75	304	30	10	100	84	145	116
	1500	900	20	30	125 D	90	365	30	13	118	101	174	139
	N	O	P	Q	R	S	T	U	V	W	X	Y	Z
	164	62	42	277	170	42	275	189	244	366	161	308	70
	197	75	42	332	218	50	330	227	292	471	193	389	70

COLORS: LEGEND — BLACK
 BACKGROUND — WHITE (RETROREFLECTIVE)



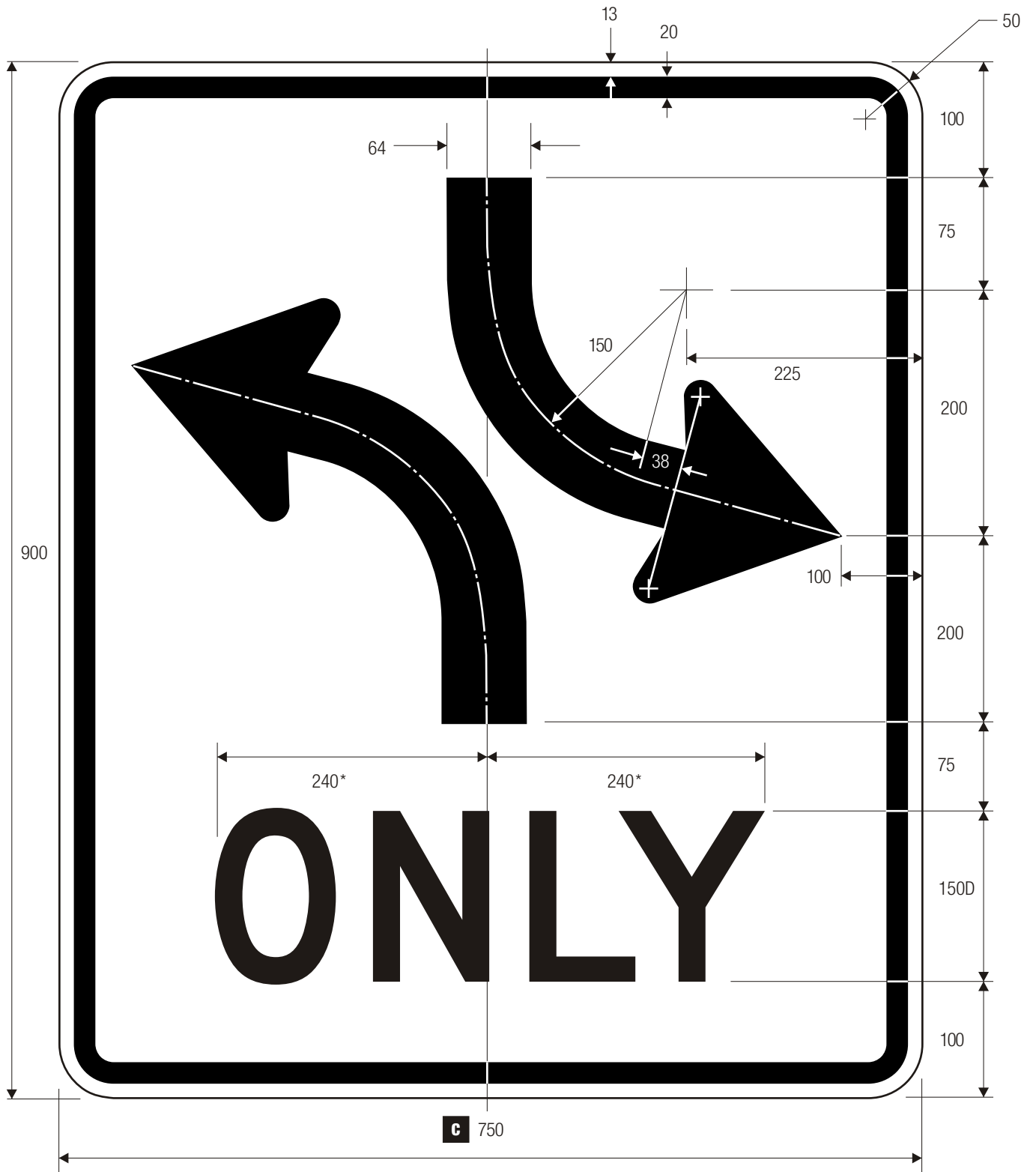
R3-8b

ADVANCE INTERSECTION LANE CONTROL

*Reduce spacing to fit and optically center legend.
 **See page 6-2 for arrow design.

	A	B	C	D	E	F	G	H	J	K
C	1200	750	20	30	100 D	75	308	170	304	100
	1500	900	20	30	125 D	90	389	218	365	118
	L	M	N	P	Q	R	S	T		
	84	145	116	164	42	62	30	70		
	101	174	139	197	42	75	30	70		

COLORS: LEGEND — BLACK
 BACKGROUND — WHITE (RETROREFLECTIVE)

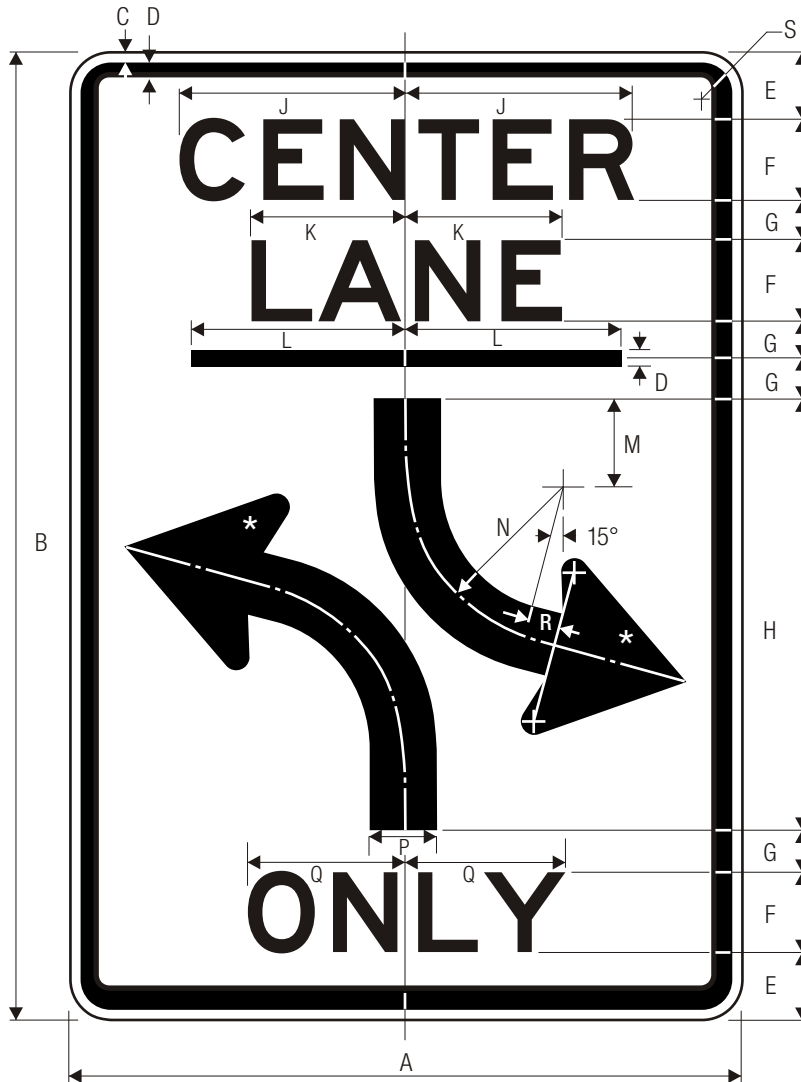


R3-9a

TWO-WAY LEFT TURN (OVERHEAD MOUNTED)

*Reduce spacing to fit.
**See page 6-2 for arrow design

COLORS: LEGEND — BLACK
BACKGROUND — WHITE (RETROREFLECTIVE)



R3-9b

TWO WAY LEFT TURN ONLY (GROUND MOUNTED)

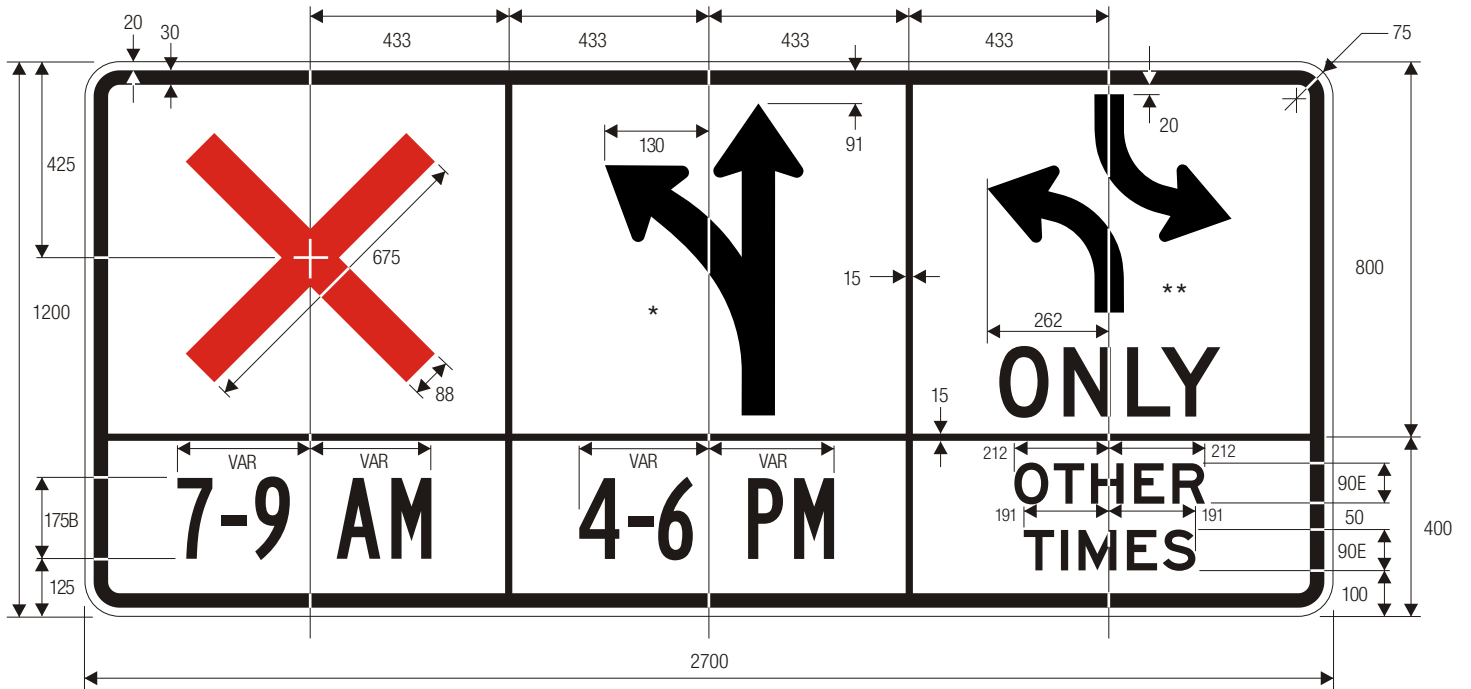
*See page 6-2 for arrow design.

C

A	B	C	D	E	F	G	H	J	K	L	M
600	900	10	15	100	75 E	25	375	212	144	212	64
900	1200	15	25	100	125 E	45	445	354	240.5	354	74

N	P	Q	R	S
153	58	150	15	50
182	69	250	17	60

COLORS: LEGEND — BLACK
 BACKGROUND — WHITE (RETROREFLECTIVE)



R3-9d
 REVERSIBLE LANE CONTROL

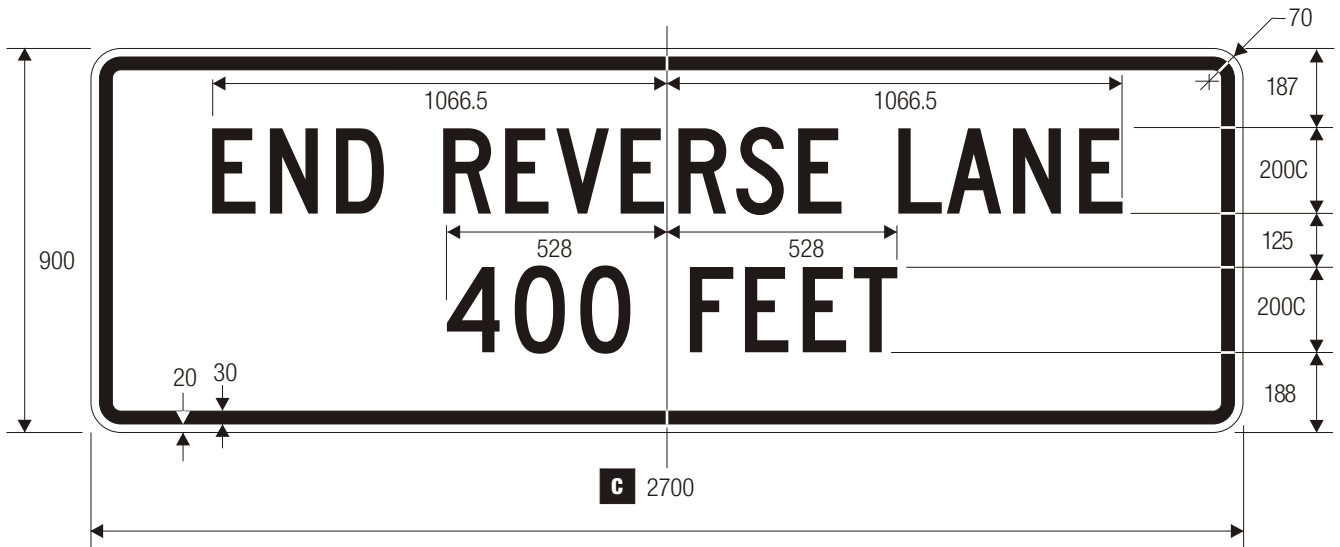
*Insert R3-8a, increase 17% to fit.
 **Insert R3-9a.

COLORS: LEGEND — BLACK
 SYMBOLS — BLACK
 EXCLUSION — RED (RETROREFLECTIVE)
 BACKGROUND — WHITE (RETROREFLECTIVE)



TOP
 COLORS: LEGEND — WHITE (RETROREFLECTIVE)
 BACKGROUND — BLACK

BOTTOM
 COLORS: LEGEND — BLACK
 BACKGROUND — WHITE (RETROREFLECTIVE)



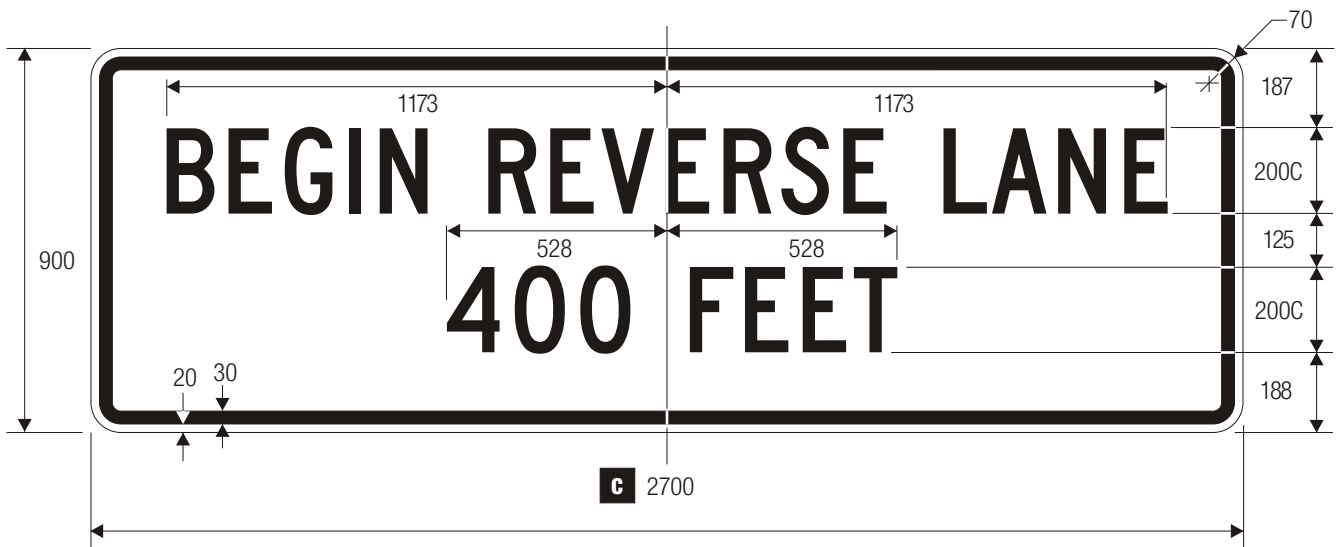
R3-9g

REVERSIBLE LANE CONTROL TRANSITION

COLORS: LEGEND — BLACK
 BACKGROUND — WHITE (RETROREFLECTIVE)



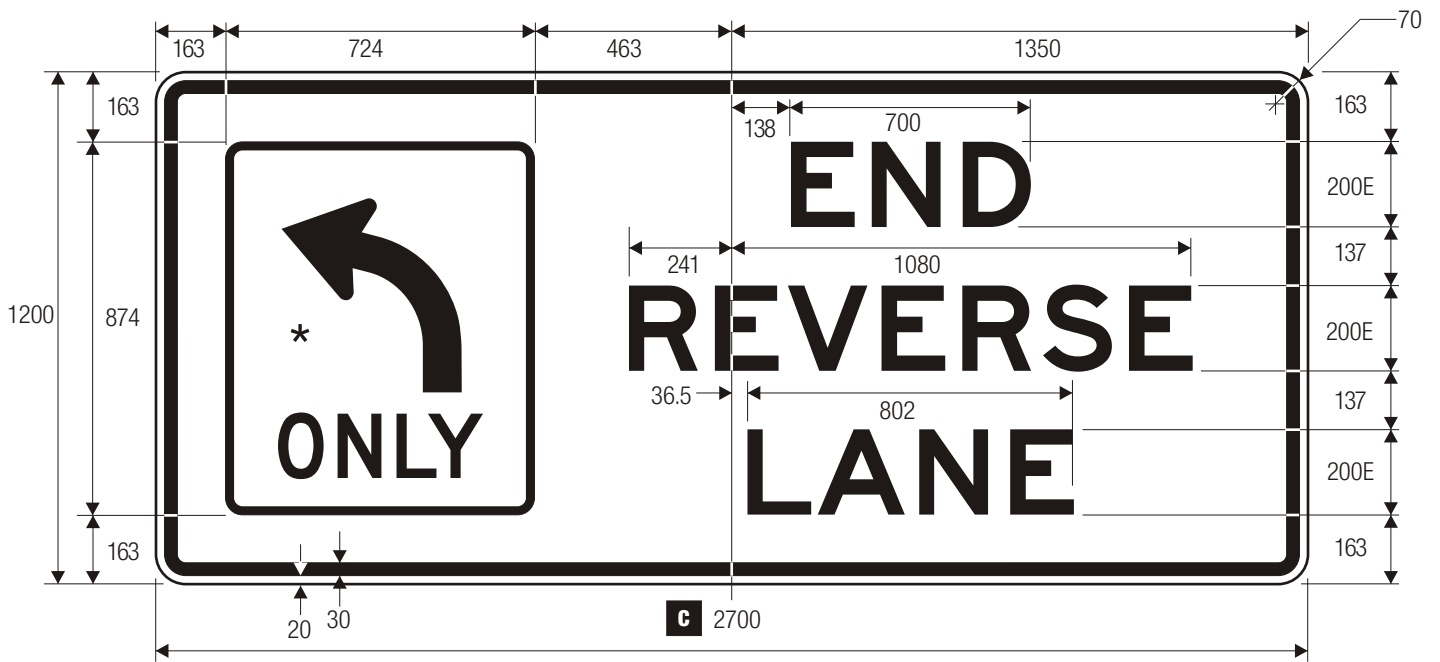
*Series 2000 Standard Alphabets.



R3-9h

ADVANCE REVERSIBLE LANE CONTROL TRANSITION

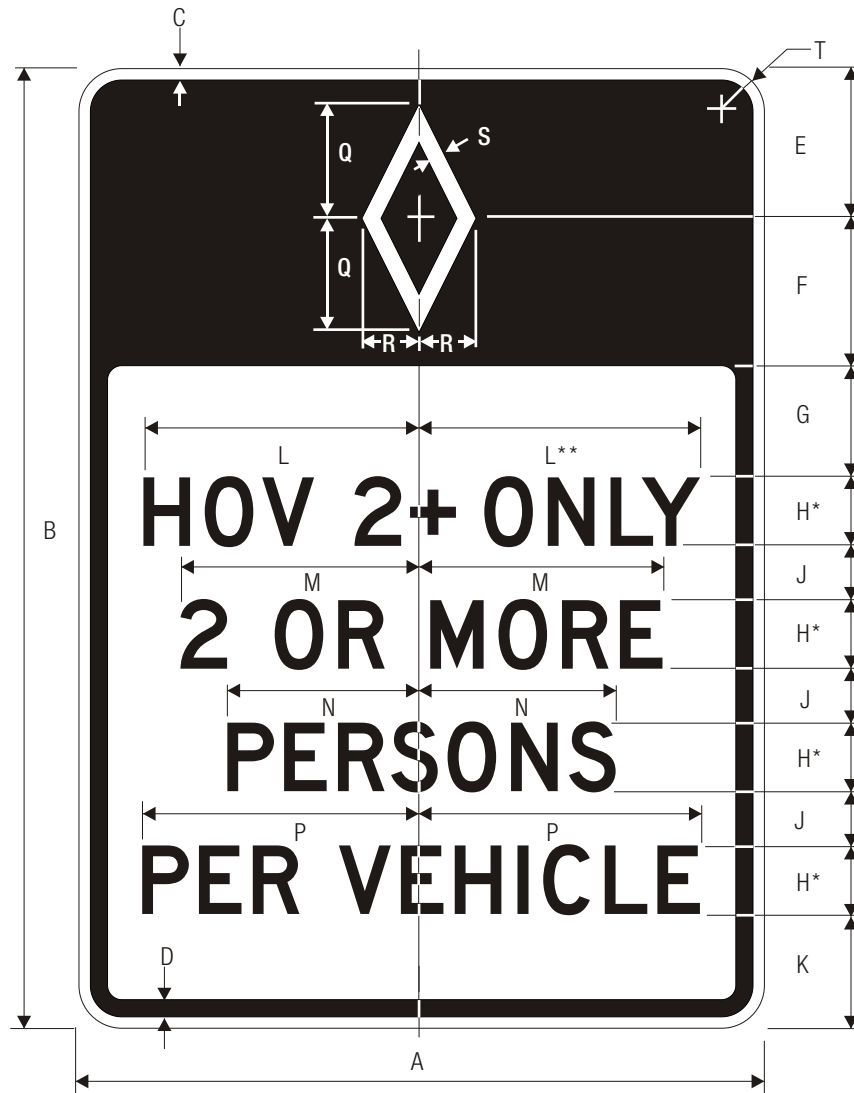
COLORS: LEGEND — BLACK
 BACKGROUND — WHITE (RETROREFLECTIVE)



R3-9i
 END REVERSE LANE

*Insert R3-5

COLORS: LEGEND — BLACK
 BACKGROUND — WHITE (RETROREFLECTIVE)



R3-10

PREFERENTIAL ONLY LANE AHEAD (GROUND MOUNTED)

*Series 2000 Standard Alphabets.
 **Reduce spacing to fit.

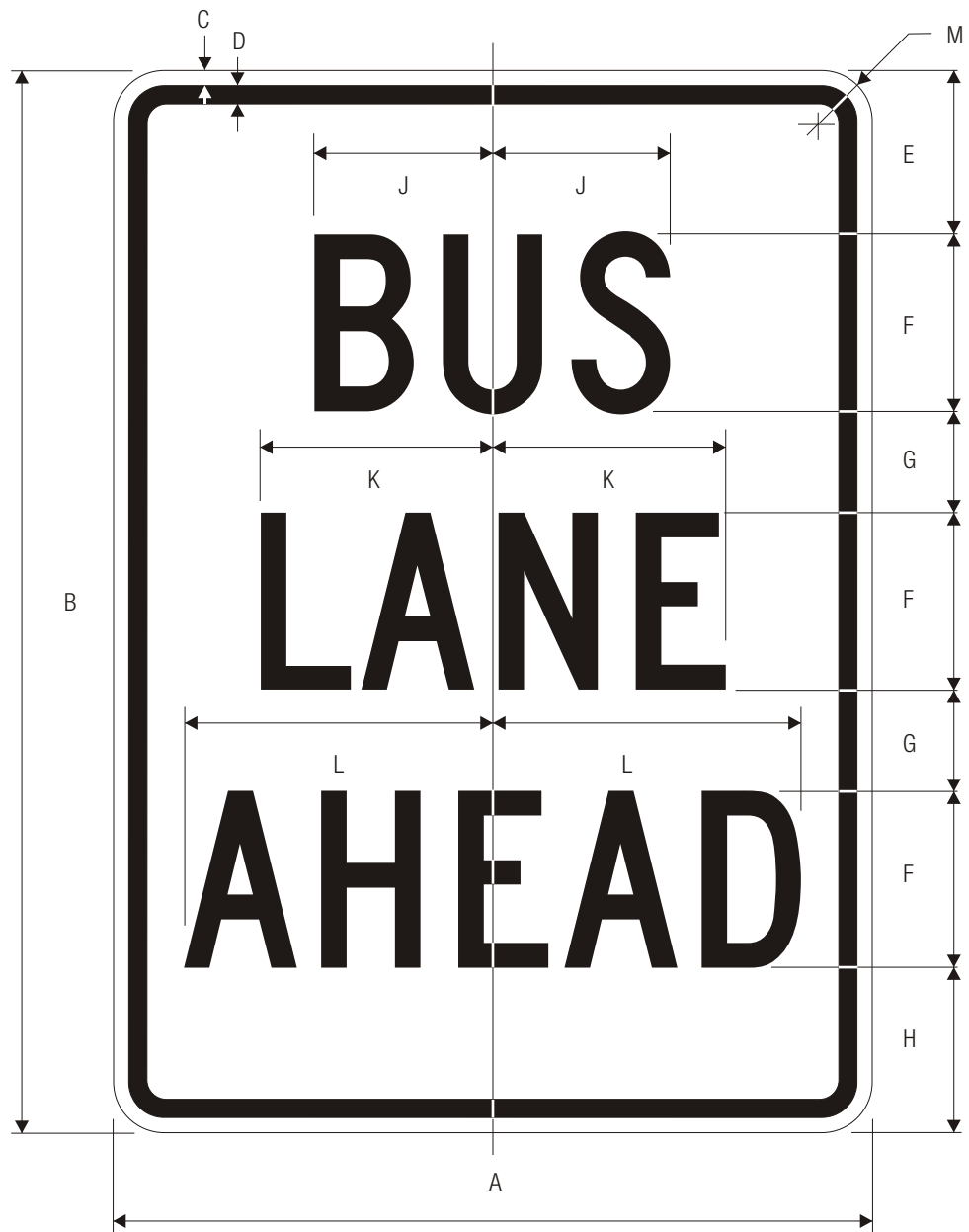
C

A	B	C	D	E	F	G	H	J	K	L	M
750	1050	13	20	169	156	122	75 D	60	123	304.5	263.5
900	1500	15	25	232.5	217.5	215	88 D	88	219	368	309.5
1950	2400	20	30	385	365	200	200 D	150	200	836.5	703

N	P	Q	R	S	T
212.5	305	125	62	19	50
249	358	175	88	25	60
566.5	813.5	313	156	40	70

TOP
 COLORS: SYMBOL – WHITE (RETROREFLECTIVE)
 BACKGROUND – BLACK

BOTTOM
 COLORS: LEGEND – BLACK
 BACKGROUND – WHITE (RETROREFLECTIVE)

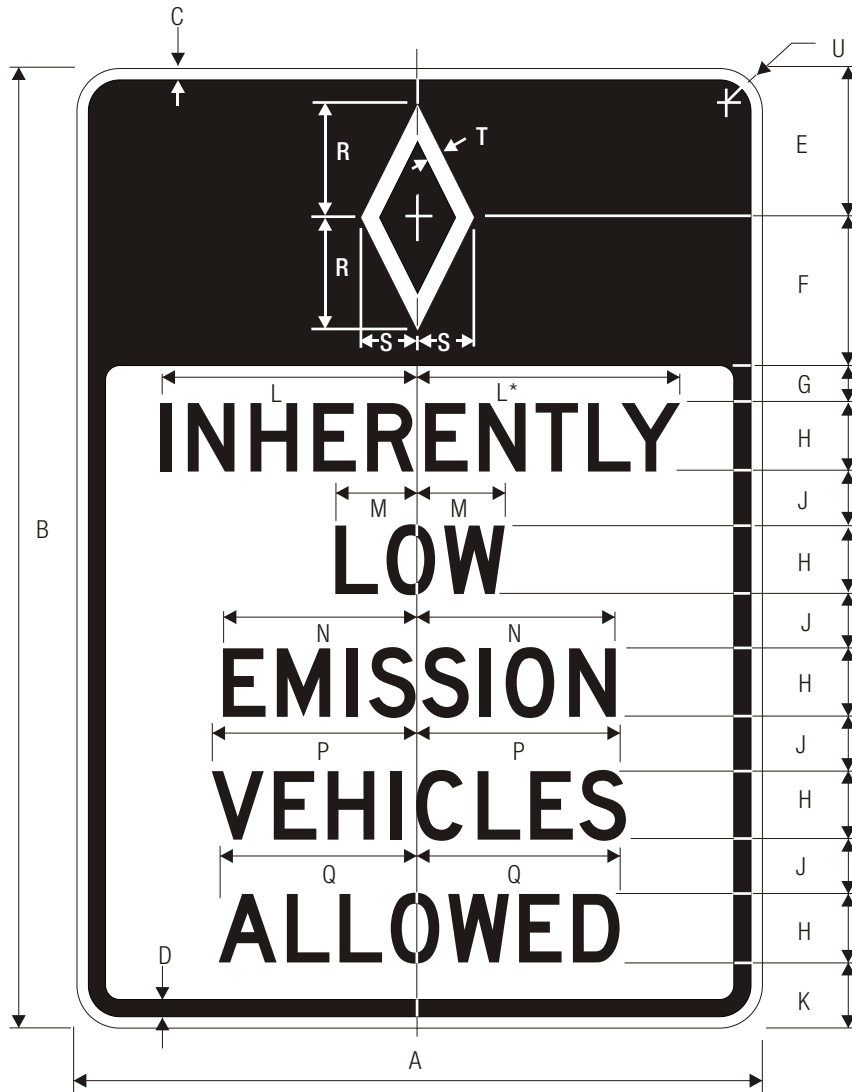


R3-10a

PREFERENTIAL ONLY LANE AHEAD (GROUND MOUNTED)

C	A	B	C	D	E	F	G	H	J	K	L	M
	750	1050	13	20	162	175 C	100	163	176	230	305	50
	900	1500	15	25	250	200 C	200	250	201	262.5	348.5	60
	1950	2400	20	30	325	400 C	275	325	402	525.5	697	70

COLORS: LEGEND — BLACK
 BACKGROUND— WHITE (RETROREFLECTIVE)



R3-10b

PREFERENTIAL ONLY LANE AHEAD (GROUND MOUNTED)

*Reduce spacing to fit.

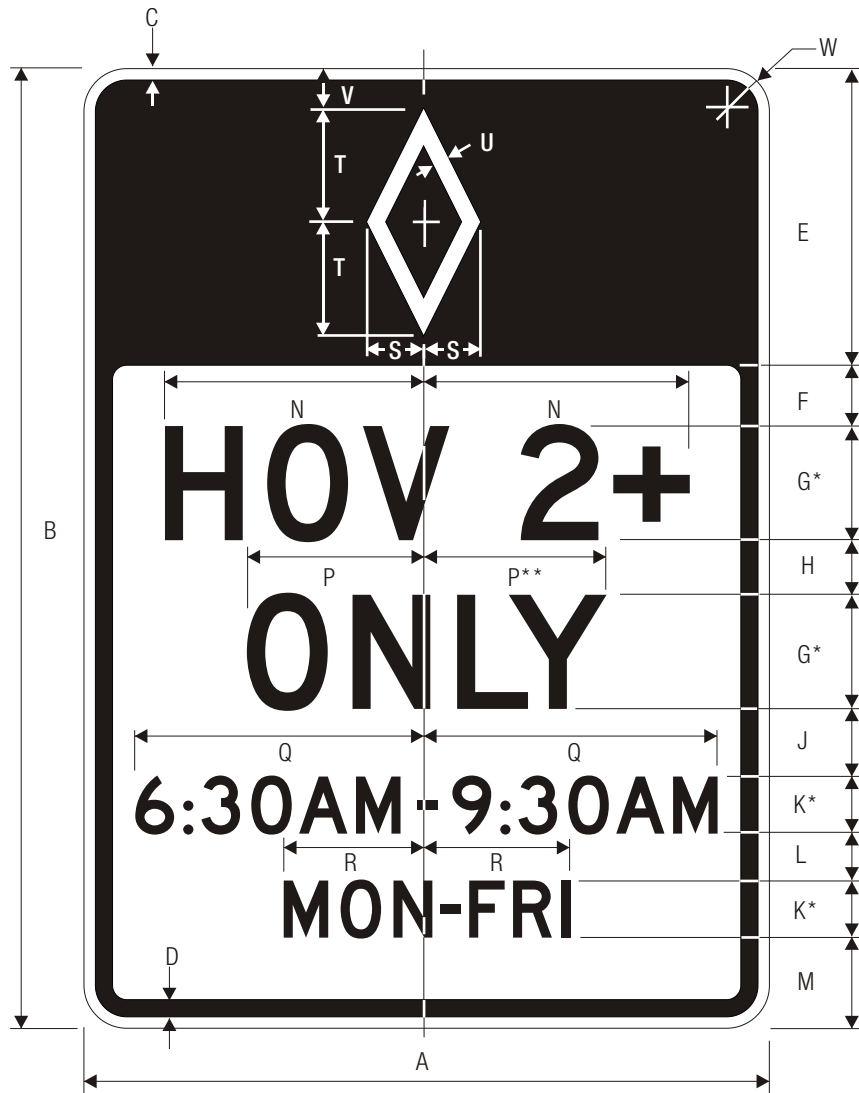
C

A	B	C	D	E	F	G	H	J	K	L	M
750	1050	13	20	169	156	39	75 D	60	71	283	92.5
900	1500	20	30	235	215	135	100 D	70	135	379	123.5
1950	2400	20	30	385	365	137	175 D	125	138	663	216.5

N	P	Q	R	S	T	U
215	226.5	219.5	125	62	19	50
286.5	302	292.5	175	87	26	70
501.5	528.5	512	313	156	40	70

TOP
 COLORS: SYMBOL — WHITE (RETROREFLECTIVE)
 BACKGROUND — BLACK

BOTTOM
 COLORS: LEGEND — BLACK
 BACKGROUND — WHITE (RETROREFLECTIVE)



R3-11

PREFERENTIAL ONLY LANE OPERATION

*Series 2000 Standard Alphabets.
**Reduce spacing to fit.

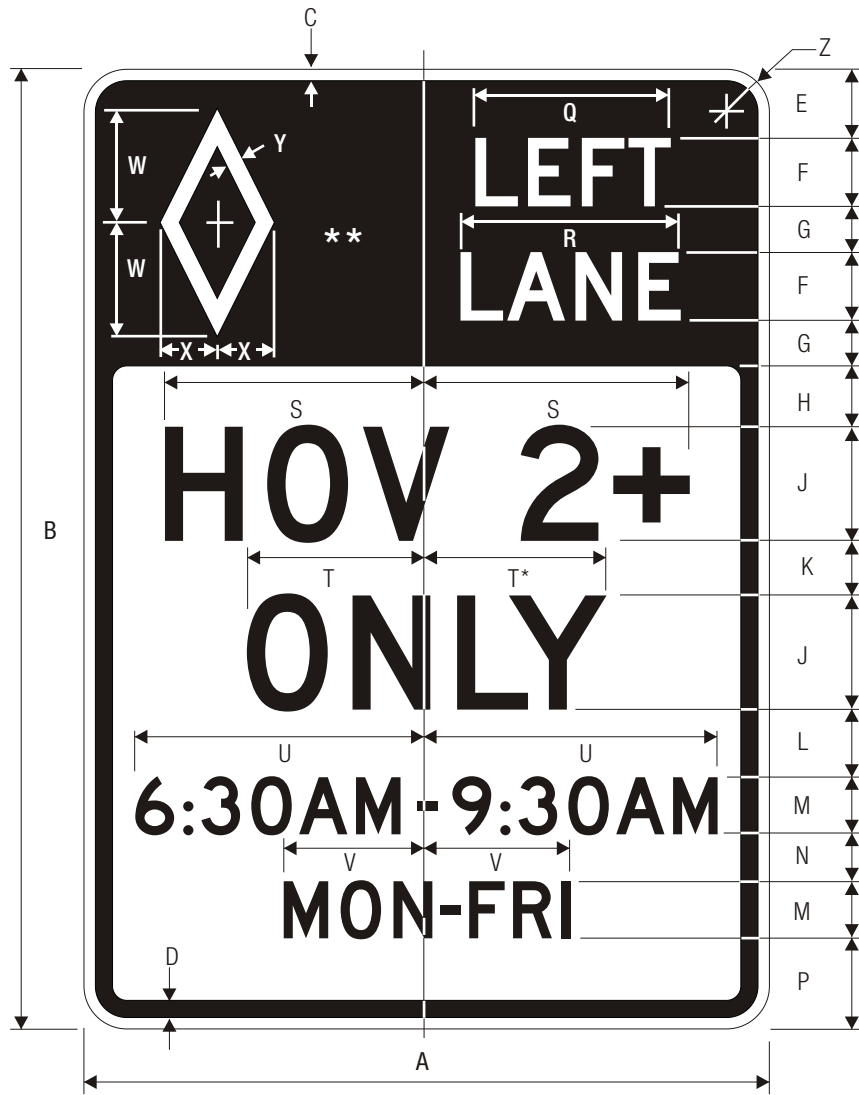
C

A	B	C	D	E	F	G	H	J	K	L	M
750	1050	13	20	325	65	125 D	59	75	63 D	50	100
1350	2100	20	30	650	175	212 D	100	175	112 D	125	227
1950	2400	20	30	650	150	300 D	175	200	150 D	150	175

N	P	Q	R	S	T	U	V	W
287	199	319	158	62.5	125	20	44	50
487	337.5	575	281	125	250	37	85	70
689	477.5	775	376.5	125	250	37	85	70

TOP
COLORS: LEGEND — WHITE (RETROREFLECTIVE)
BACKGROUND — BLACK

BOTTOM
COLORS: LEGEND — BLACK
BACKGROUND — WHITE (RETROREFLECTIVE)



R3-11a

PREFERENTIAL ONLY LANE OPERATION (GROUND MOUNTED)

*Reduce spacing to fit.
 **Optically locate symbol and top legend.

C

A	B	C	D	E	F	G	H	J	K	L	M
750	1050	13	20	75	75 D	50	65	125 D	59	75	63 D
1050	1500	20	30	100	100 D	75	100	175 D	100	125	87 D
1350	2100	20	30	150	150 D	100	175	212 D	100	175	112 D
1950	2400	20	30	112	175 D	94	150	300 D	175	200	150 D
N	P	Q	R	S	T	U	V	W	X	Y	Z
50	100	214	241	287	199	319	158	125	62.5	20	50
75	126	285	321	402	275.5	450	218.5	175	87	25	70
125	227	428	482	487	337.5	575	281	250	125	37	70
150	175	499	562	689	477.5	775	376.5	250	125	37	70

TOP
 COLORS: LEGEND — WHITE (RETROREFLECTIVE)
 BACKGROUND — BLACK

BOTTOM
 COLORS: LEGEND — BLACK
 BACKGROUND — WHITE (RETROREFLECTIVE)



R3-11b

PREFERENTIAL ONLY LANE OPERATION (GROUND MOUNTED)

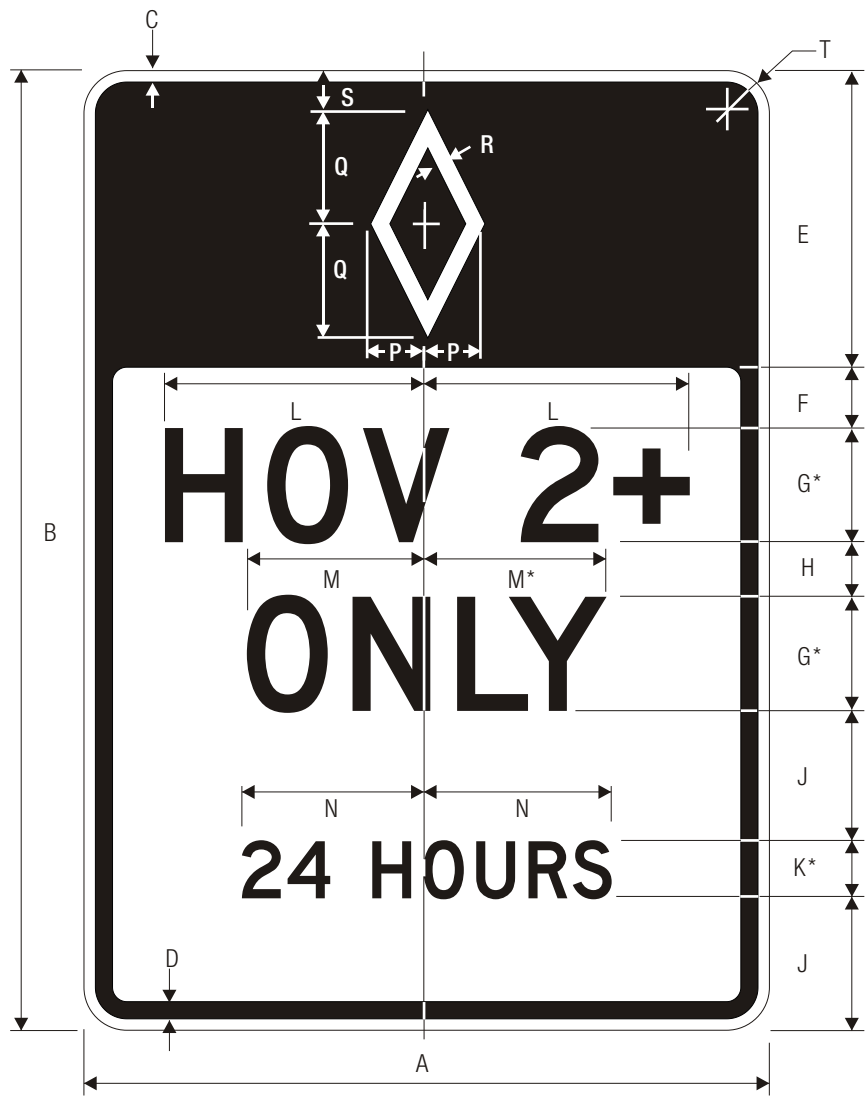
*Reduce spacing to fit.

A	B	C	D	E	F	G	H	J	K	L	M
750	1050	13	20	75	75 D	50	65	125 D	59	75	63 D
1950	2400	20	30	112	175 D	94	150	300 D	175	200	150 D

N	P	Q	R	S	T	U	V	W
50	100	133.5	120.5	245.5	199	193	158	50
150	175	311.5	281	589.5	477.5	466.5	376.5	70

TOP
 COLORS: LEGEND — WHITE (RETROREFLECTIVE)
 BACKGROUND — BLACK

BOTTOM
 COLORS: LEGEND — BLACK
 BACKGROUND — WHITE (RETROREFLECTIVE)



R3-11c

PREFERENTIAL ONLY LANE OPERATION (GROUND MOUNTED)

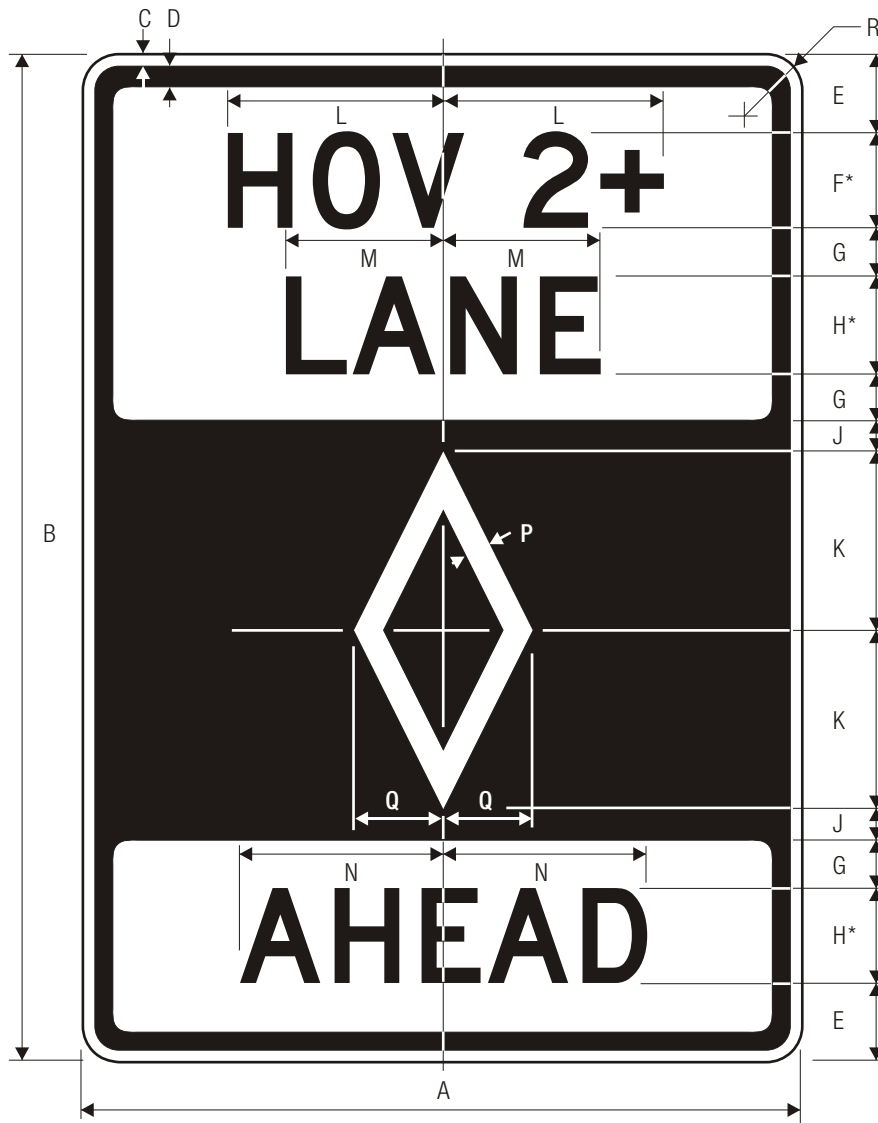
*Reduce spacing to fit.

A	B	C	D	E	F	G	H	J	K	L	M
750	1050	13	20	325	65	125 D	59	144	63 D	287	199
1950	2400	20	30	650	150	300 D	176	337	150 D	689	477.5

N	P	Q	R	S	T
204	62.5	125	20	44	50
485.5	125	250	37	85	70

TOP
 COLORS: LEGEND — WHITE (RETROREFLECTIVE)
 BACKGROUND — BLACK

BOTTOM
 COLORS: LEGEND — BLACK
 BACKGROUND — WHITE (RETROREFLECTIVE)



R3-12

PREFERENTIAL ONLY LANE ENDS (GROUND MOUNTED)

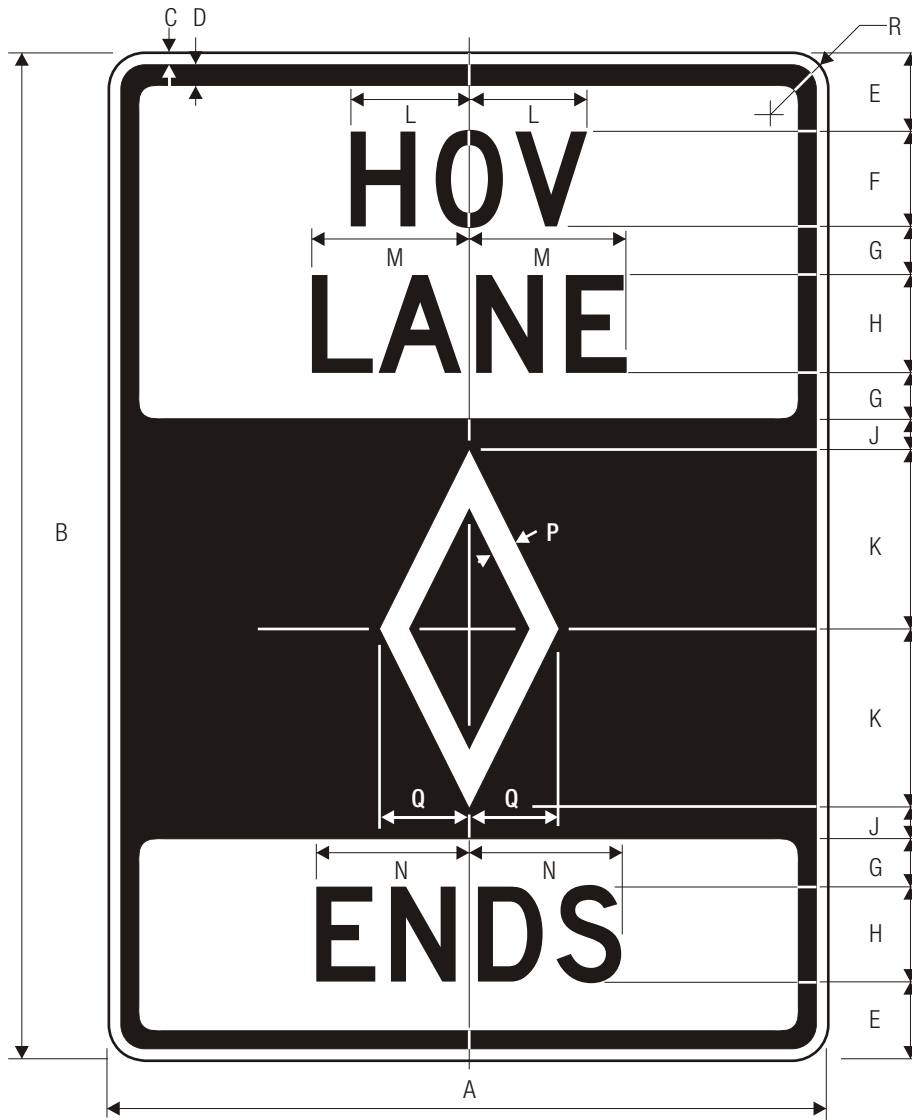
*Series 2000 Standard Alphabets.

C

A	B	C	D	E	F	G	H	J	K	L	M
750	1050	13	20	75	100 D	50	100 D	38	187	229.5	160.5
900	1500	15	25	100	150 D	75	150 D	62	250	344.5	241
1200	2100	20	30	125	200 D	100	200 D	100	375	459.5	321

N	P	Q	R
214.5	28	93.5	50
321.5	38	124.5	60
428.5	56	187	70

COLORS: LEGEND — BLACK
 SYMBOL — WHITE (RETROREFLECTIVE) ON BLACK
 BACKGROUND — WHITE (RETROREFLECTIVE)



R3-12a

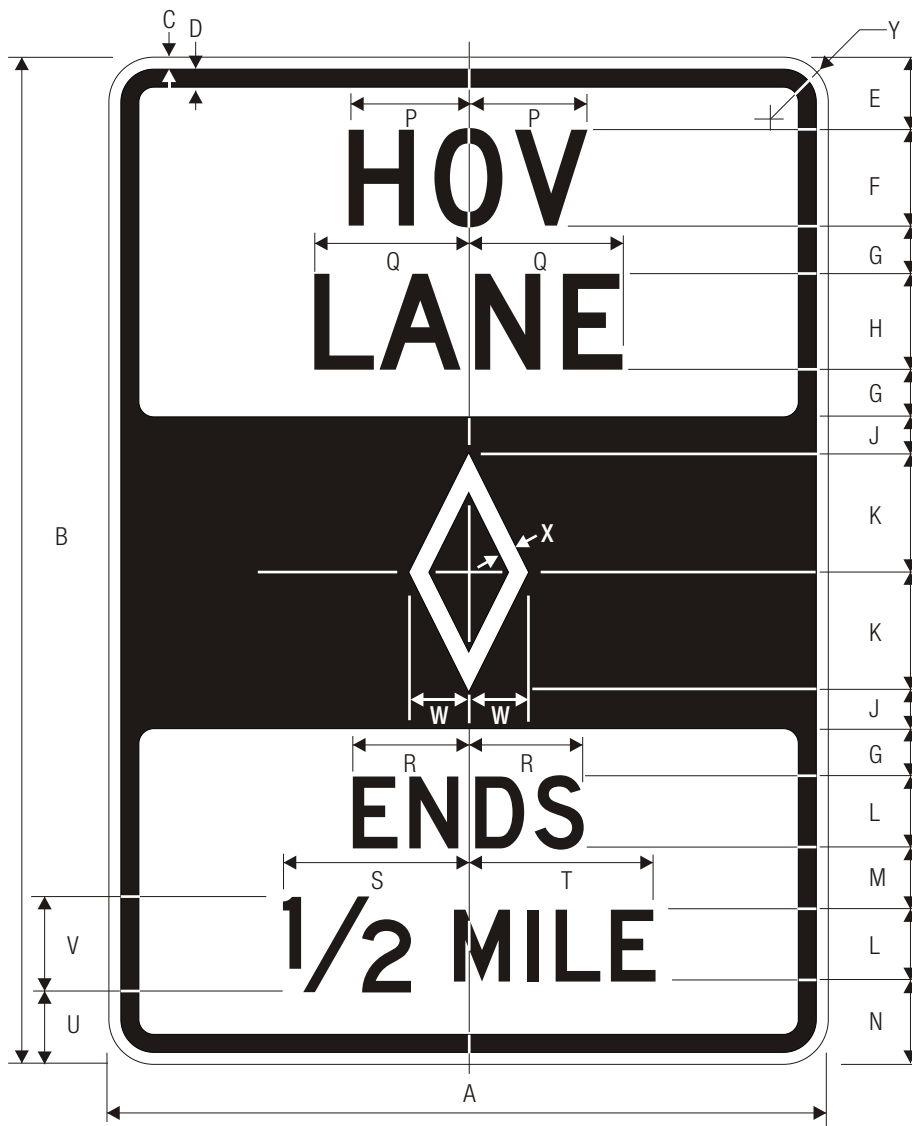
PREFERENTIAL ONLY LANE ENDS (GROUND MOUNTED)

C

A	B	C	D	E	F	G	H	J	K	L	M
750	1050	13	20	75	100 D	50	100 D	38	187	124.5	160.5
900	1500	15	25	100	150 D	75	150 D	62	250	186.5	241
1200	2100	20	30	125	200 D	100	200 D	100	375	249	321

N	P	Q	R
160.5	28	93.5	50
241	38	124.5	60
321	56	187	70

COLORS: LEGEND — BLACK
 SYMBOL — WHITE (RETROREFLECTIVE) ON BLACK
 BACKGROUND — WHITE (RETROREFLECTIVE)



R3-12b

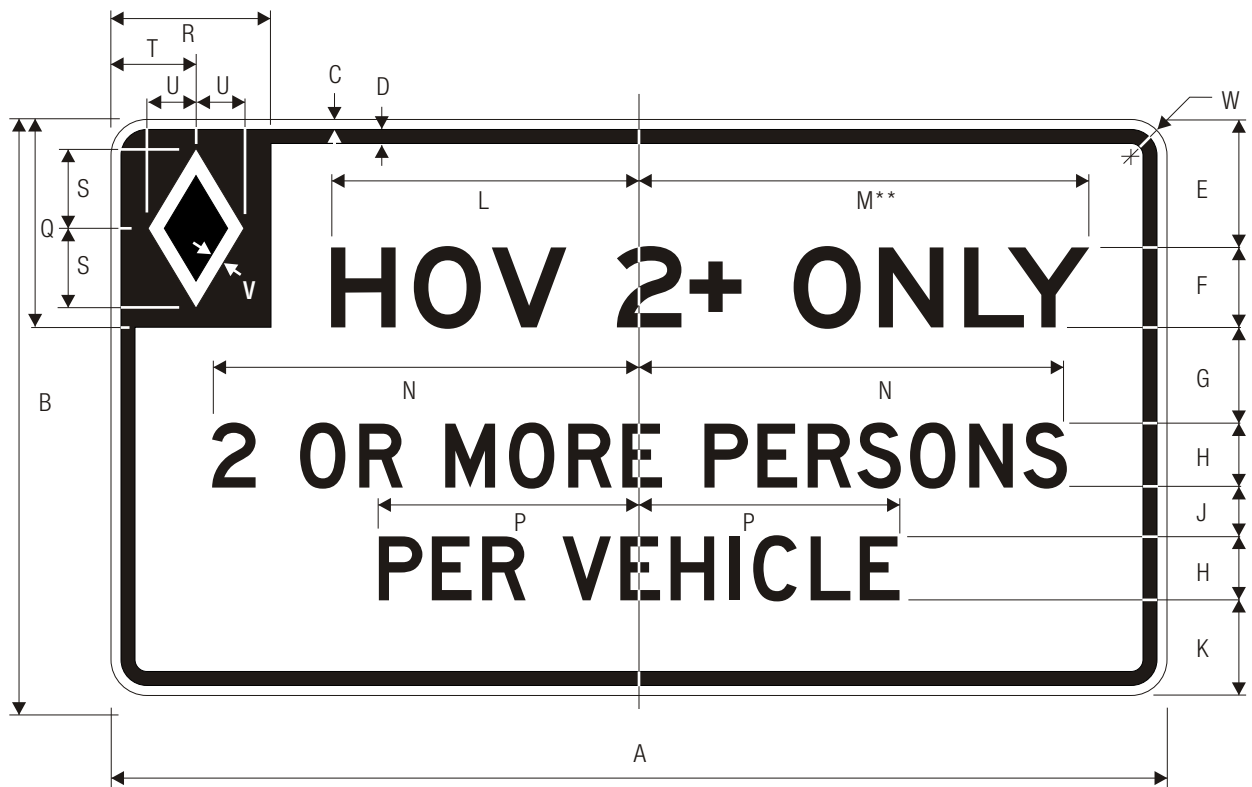
PREFERENTIAL ONLY LANE ENDS (GROUND MOUNTED)

C

A	B	C	D	E	F	G	H	J	K	L	M
750	1050	13	20	75	100 D	50	100 D	38	125	75 D	63
900	1500	15	25	100	150 D	75	150 D	38	175	125 D	88
1200	2100	20	30	125	200 D	100	200 D	50	275	175 D	125

N	P	Q	R	S	T	U	V	W	X	Y
86	124.5	160.5	120.5	194	195	73.5	100	62.5	20	50
111	186.5	241	200.5	325	319	86	175	87.5	25	60
150	249	321	281	450	447	125	225	137.5	45	70

COLORS: LEGEND — BLACK
 SYMBOL — WHITE (RETROREFLECTIVE) ON BLACK
 BACKGROUND — WHITE (RETROREFLECTIVE)



R3-13

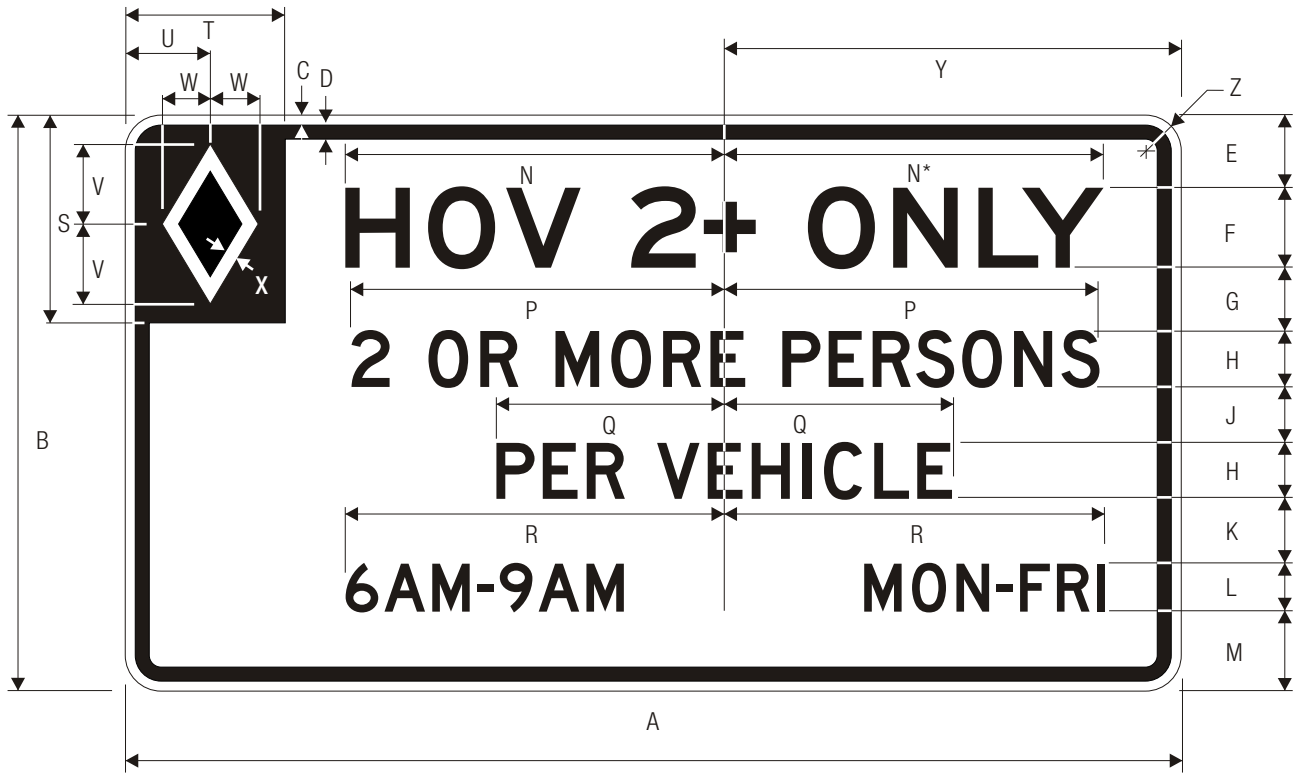
PREFERENTIAL ONLY LANE AHEAD (OVERHEAD)

*Reduce spacing to fit.

	A	B	C	D	E	F	G	H	J	K	L	M
C	1650	900	20	30	200	125 E	150	100 D	75	150	478	707
	2100	1200	20	30	275	150 E	175	125 D	100	250	568	843
	3600	1950	40	50	475	250 E	275	225 D	200	300	978	1383

N	P	Q	R	S	T	U	V	W
668	407	325	250	125	142	75	20	70
835	508.5	425	325	162.5	174	100	25	70
1502.5	915.5	725	525	275	279	175	50	150

COLORS: LEGEND – BLACK
 BACKGROUND – WHITE (RETROREFLECTIVE)
 SYMBOL – WHITE (RETROREFLECTIVE) ON BLACK



R3-13a

PREFERENTIAL ONLY LANE AHEAD (OVERHEAD)

*Reduce spacing to fit.

	A	B	C	D	E	F	G	H	J	K	L	M
C	1650	900	20	30	118	125 E	100	88 D	88	100	75 D	118
	2100	1200	20	30	180	150 E	125	113 D	113	125	100 D	181
	3600	1950	40	50	250	250 E	212	200 D	200	213	175 D	250

	N	P	Q	R	S	T	U	V	W	X	Y	Z
	592	587.5	358	592	325	250	142	125	75	20	712	70
	708	754.5	459.5	708	425	325	174	162.5	100	25	910	70
	1180	1335.5	813.5	1180	725	525	279	275	175	50	1600	150

COLORS: LEGEND – BLACK
 BACKGROUND – WHITE (RETROREFLECTIVE)
 SYMBOL – WHITE (RETROREFLECTIVE) ON BLACK



R3-14

**See page 6-3 for design.

PREFERENTIAL ONLY LANE OPERATION (OVERHEAD)

*Reduce spacing to fit.

C

A	B	C	D	E	F	G	H	J	K	L	M	N
1800	1500	20	30	350	200 E	100	100	125 D	100	238	87	395
2400	1800	25	40	375	225 E	150	150	175 D	150	250	100	445
3600	2650	40	50	450	400 E	225	238	225 D	125	450	137	794

P	Q	R	S	T	U	V	W	X	Y
631	281	465	775	275	100	191	25	550	70
709	297	535	1074	375	125	250	38	750	100
1258	637	841	1600	550	200	375	50	1000	150

COLORS: LEGEND — BLACK
 BACKGROUND — WHITE (RETROREFLECTIVE)
 SYMBOL — WHITE (RETROREFLECTIVE ON BLACK)



R3-14a

PREFERENTIAL ONLY LANE OPERATION (OVERHEAD)

**See page 6-3 for design.

*Reduce spacing to fit.

	A	B	C	D	E	F	G	H	J	K	L	M	N
C	1800	1500	20	30	150	200 E	100	150	125 D	75	50	238	87
	2400	1800	25	40	150	225 E	150	150	175 D	125	75	250	100
	3600	2650	40	50	250	350 E	200	262	225 D	175	150	325	138

	O	P	Q	R	S	T	U	V	W	X	Y	Z
	395	631	281	465	650	314	275	100	191	25	550	70
	445	709	297	535	898	440	375	125	250	38	750	100
	668	1129	486	799	1139	565	550	200	375	50	1000	150

COLORS: LEGEND — BLACK
 BACKGROUND — WHITE (RETROREFLECTIVE)
 SYMBOL — WHITE (RETROREFLECTIVE ON BLACK)



R3-14b

PREFERENTIAL ONLY LANE OPERATION (OVERHEAD)

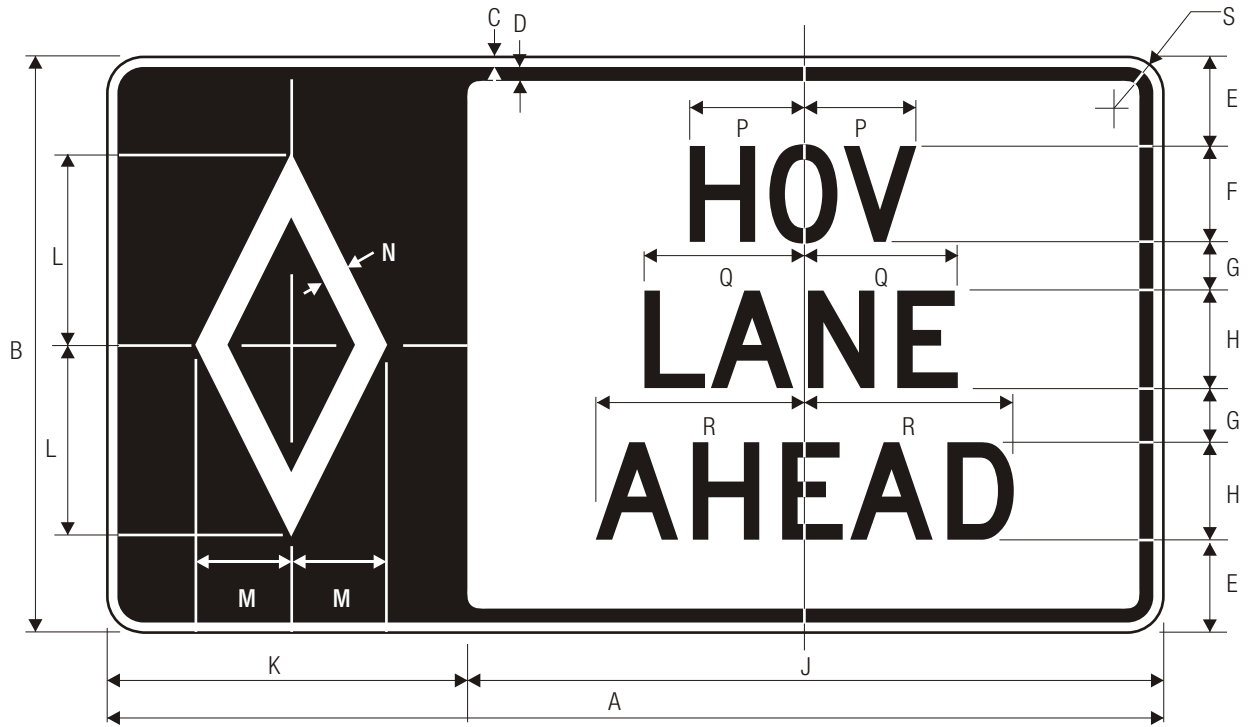
*Reduce spacing to fit.
**See page 6-3 for design.

C

A	B	C	D	E	F	G	H	J	K	L	M
1800	1500	20	30	300	200 E	125	250	100 D	325	775	366
2400	1800	25	40	350	250 E	175	250	150 D	375	1025	457.5
3600	2650	40	50	500	375 E	225	450	200 D	525	1534	699

N	P	Q	R
775	200	134	70
1075	250	156	100
1550	375	231	150

COLORS: LEGEND — BLACK
BACKGROUND — WHITE (RETROREFLECTIVE)



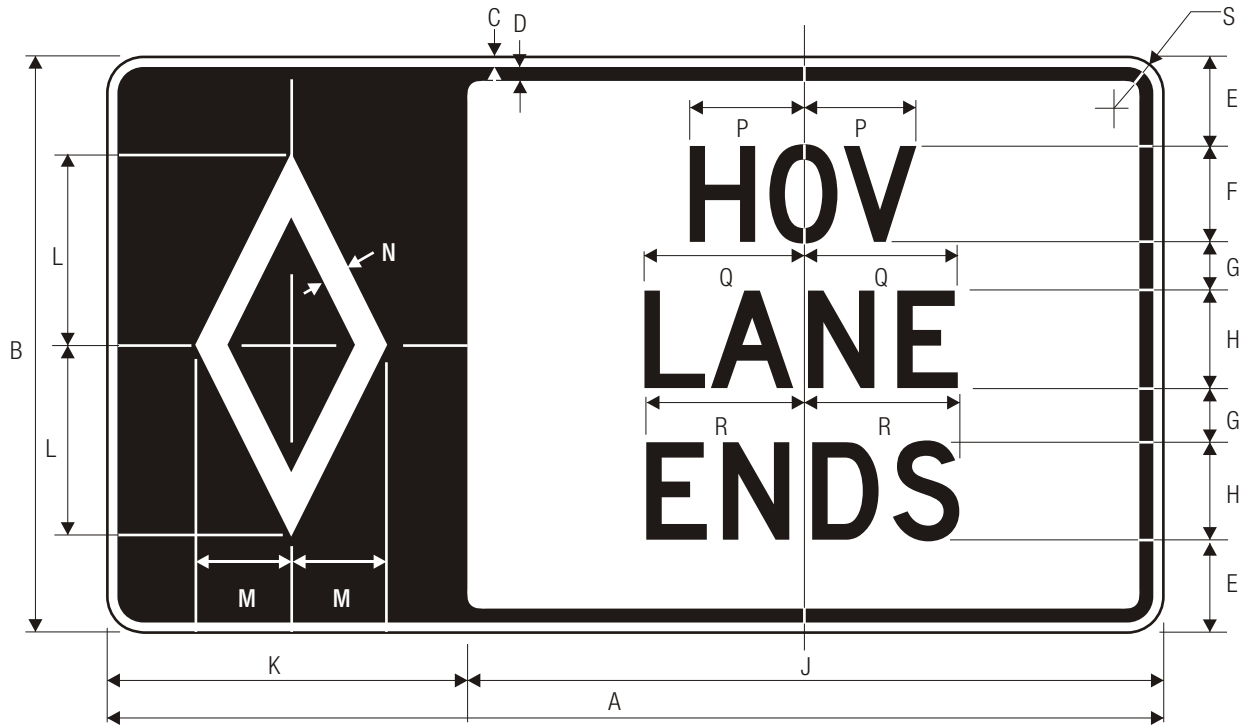
R3-15
HOV LANE AHEAD (OVERHEAD)

C

A	B	C	D	E	F	G	H	J	K	L	M
1650	900	20	30	150	150 D	75	150 D	1050	600	300	149.5
2100	1200	20	30	200	200 D	100	200 D	1350	750	400	199
2550	1500	20	30	250	250 D	125	250 D	1650	900	500	249

N	P	Q	R	S
43	186.5	242	323.5	70
60	249	323	431	70
71	311	402	536.5	70

COLORS: LEGEND – BLACK
 BACKGROUND – WHITE (RETROREFLECTIVE)
 SYMBOL – WHITE (RETROREFLECTIVE) ON BLACK



R3-15a
HOV LANE ENDS (OVERHEAD)

C

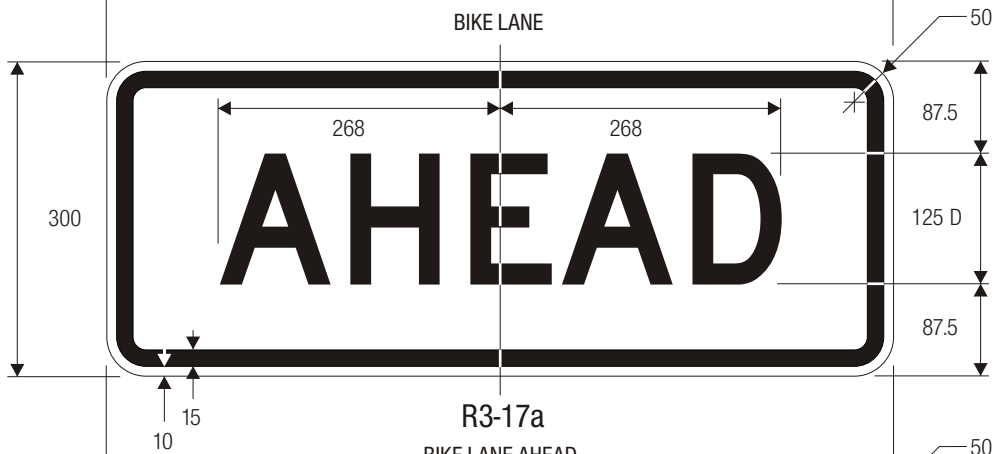
A	B	C	D	E	F	G	H	J	K	L	M
1650	900	20	30	150	150 D	75	150 D	1050	600	300	149.5
2100	1200	20	30	200	200 D	100	200 D	1350	750	400	199
2550	1500	20	30	250	250 D	125	250 D	1650	900	500	249

N	P	Q	R	S
43	186.5	242	242	70
60	249	323	322.5	70
71	311	402	401.5	70

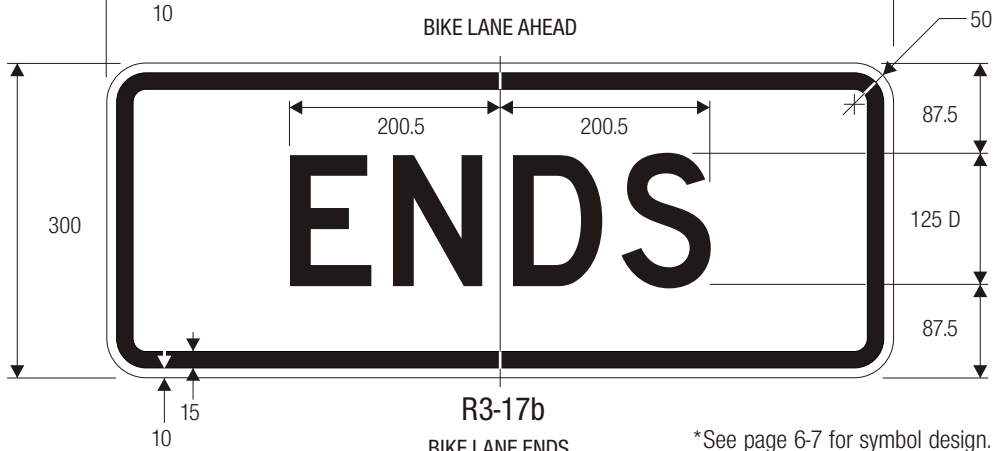
COLORS: LEGEND — BLACK
 BACKGROUND — WHITE (RETROREFLECTIVE)
 SYMBOL — WHITE (RETROREFLECTIVE) ON BLACK



R3-17
BIKE LANE



R3-17a
BIKE LANE AHEAD



R3-17b
BIKE LANE ENDS

*See page 6-7 for symbol design.

COLORS: LEGEND — BLACK
BACKGROUND — WHITE (RETROREFLECTIVE)



R3-18

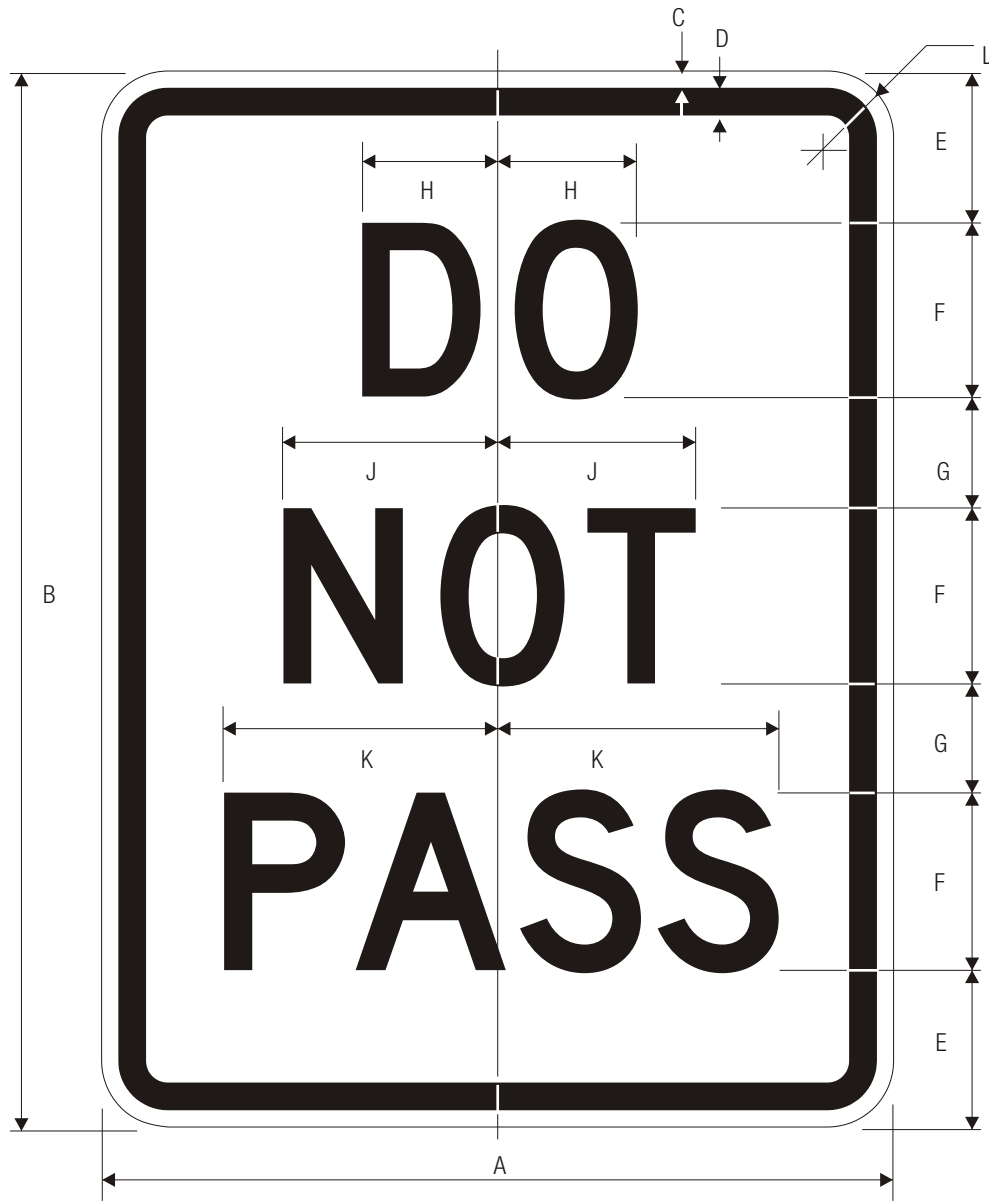
COMBINATION U-TURN & LEFT TURN PROHIBITION

*See page 6-2 for design details.

	A	B	C	D	E	F	G	H	J	K	L
C	600	10	15	260	214	52	92	46	170	10	36
	750	13	20	325	268	65	115	57	213	12	45
	900	15	25	390	322	78	138	68	256	14	54
	1200	20	30	520	428	104	184	92	340	20	72

	M	N	P	Q	R	S
	108	56	73	40	202	50
	135	70	91	50	252	50
	162	84	109	60	302	60
	216	112	146	80	404	70

COLORS: CIRCLE & DIAGONAL — RED (RETROREFLECTIVE)
 SYMBOL & BORDER — BLACK
 BACKGROUND — WHITE (RETROREFLECTIVE)



R4-1
DO NOT PASS

C

A	B	C	D	E	F	G	H	J	K	L
300	450	10	15	87.5	65 D	40	51.5	76.5	101.5	40
450	600	10	15	100	100 D	50	79.5	118	156.5	40
600	750	10	15	100	150 D	50	119.5	177	235	50
900	1200	15	25	200	200 D	100	159	236	313.5	60
1200	1500	20	30	250	250 D	125	199	295	392	70

COLORS: LEGEND — BLACK
BACKGROUND — WHITE (RETROREFLECTIVE)



R4-2
PASS WITH CARE

A	B	C	D	E	F	G	H	J	K	L
300	450	10	15	62.5	75 C	50	97	89.5	100.5	40
450	600	10	15	100	100 C	50	129.5	119.5	135	40
C 600	750	10	15	100	150 C	50	194.5	179.5	202.5	50
900	1200	15	25	200	200 C	100	258.5	239.5	270	60
1200	1500	20	30	250	250 C	125	324.5	299	337.5	70

COLORS: LEGEND — BLACK
BACKGROUND — WHITE (RETROREFLECTIVE)



R4-3
SLOW TRAFFIC KEEP RIGHT

*Reduce spacing to fit

A	B	C	D	E	F	G	H	J	K	L	M
300	450	10	15	75	45 D	40	111	115	70	80	40
450	600	10	15	75	75 D	50	186	186	117.5	134.5	40
C 600	750	10	15	100	100 D	50	248	256.5	156.5	179	50
900	1200	15	25	150	150 D	100	372	372	235	268.5	60
1200	1500	20	30	200	200 D	100	494.5	512.5	313	357.5	70

COLORS: LEGEND — BLACK
BACKGROUND — WHITE (RETROREFLECTIVE)

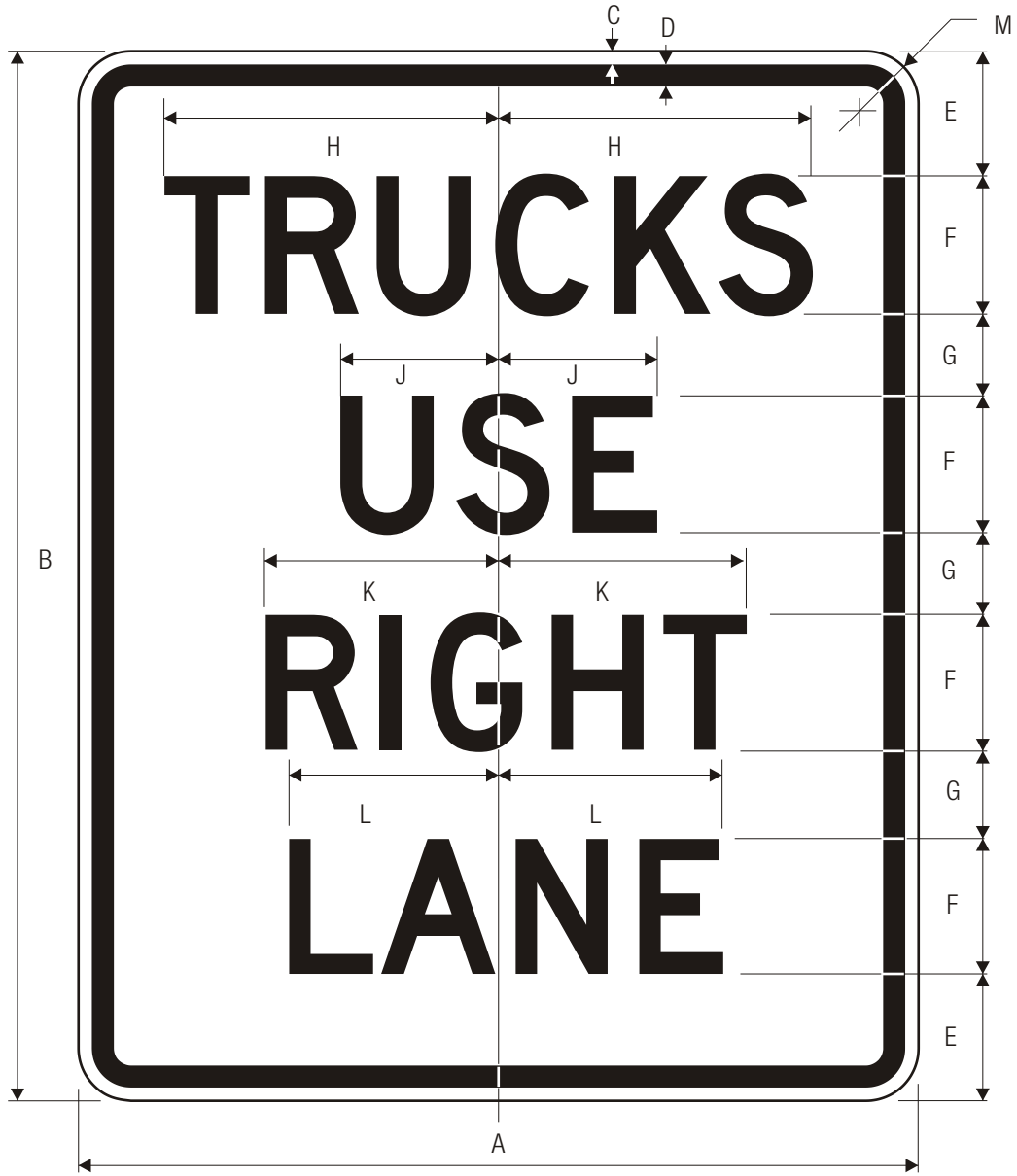


R4-4

BEGIN RIGHT TURN LANE - YIELD TO BIKES

*Optically locate arrow, see page 6-2 for arrow design.

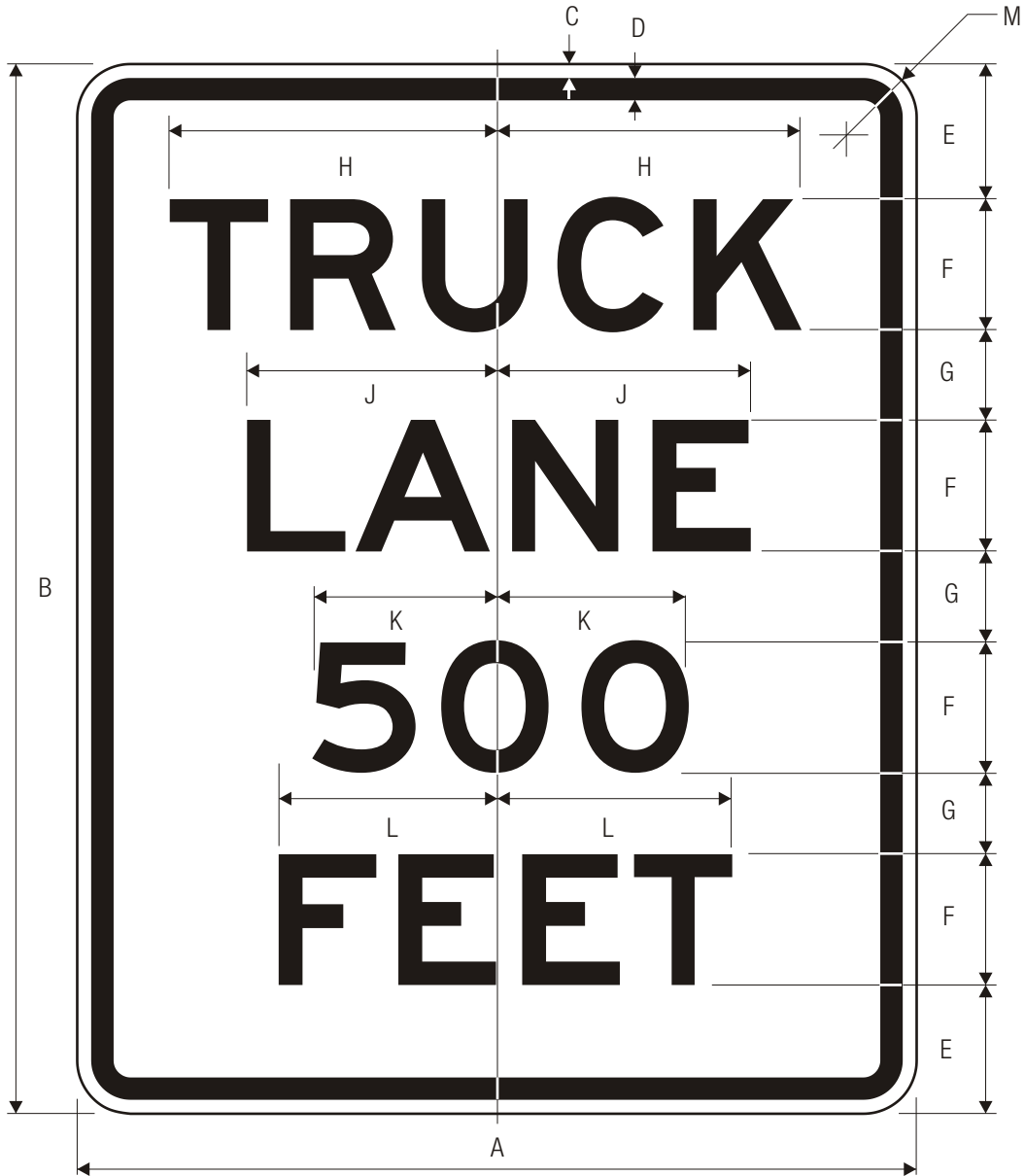
COLORS: LEGEND —BLACK
 BACKGROUND —WHITE (RETROREFLECTIVE)
 ARROW —BLACK



R4-5
TRUCKS USE RIGHT LANE

	A	B	C	D	E	F	G	H	J	K	L	M
C	600	750	10	15	100	100 D	50	245	116	179	161.5	50
	900	1200	15	25	150	150 D	100	368	169	268.5	242	60
	1200	1500	20	30	200	200 D	100	489	231.5	357.5	322	70

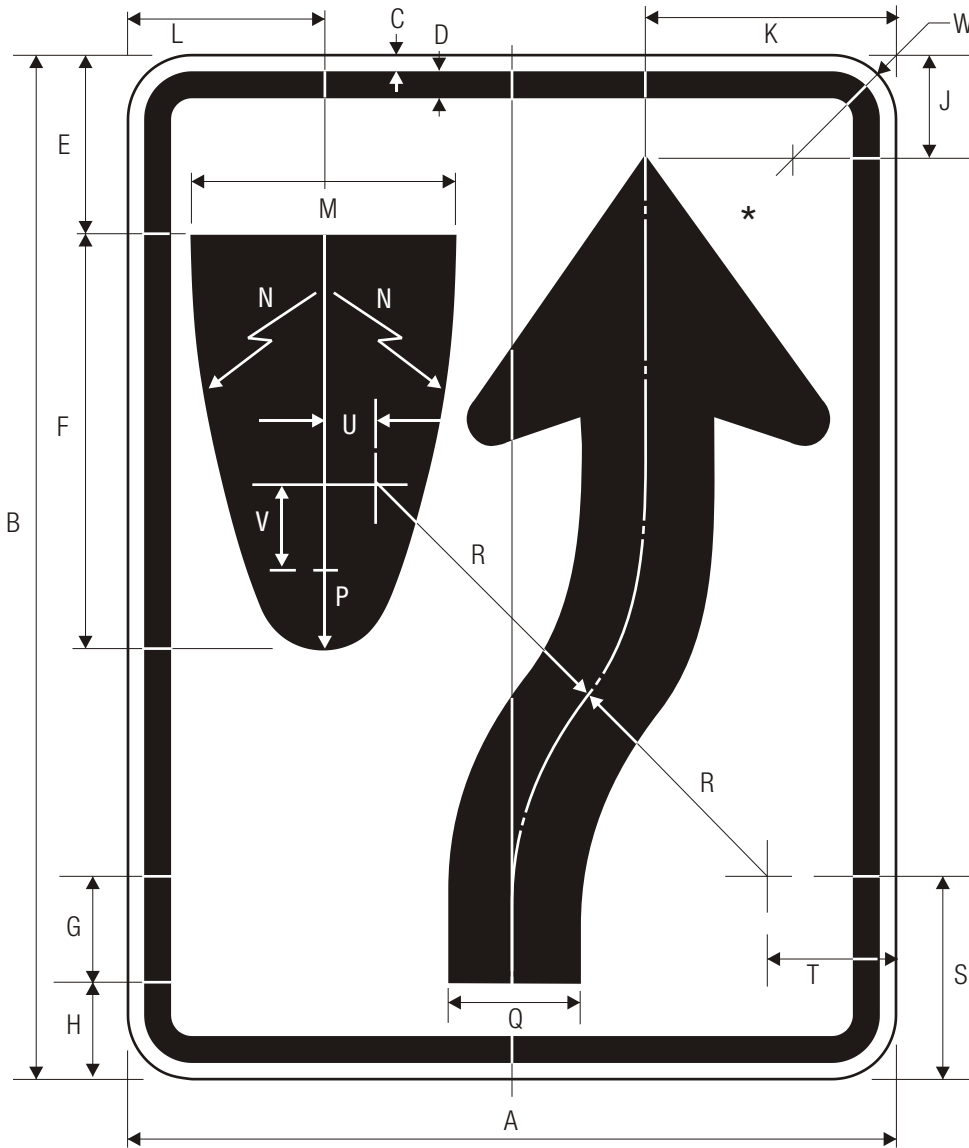
COLORS: LEGEND —BLACK
BACKGROUND —WHITE (RETROREFLECTIVE)



R4-6
TRUCK LANE 500 FEET

	A	B	C	D	E	F	G	H	J	K	L	M
C	600	750	10	15	100	100 E	50	242.5	192	1475	174	50
	900	1200	15	25	150	150 E	100	364	288.5	221.5	261.5	60
	1200	1500	20	30	200	200 E	100	484	383.5	294.5	348	70

COLORS: LEGEND — BLACK
BACKGROUND — WHITE (RETROREFLECTIVE)




R4-7
KEEP RIGHT

*See page 6-2 for arrow design.

A	B	C	D	E	F	G	H	J	K	L	M
300	450	10	15	110	127	27	93	93	102	92	80
450	600	10	15	85	238	51	52	52	144	120	150
600	750	10	15	88	317	62	46	46	180	157	200
900	1200	15	25	171	475	89	105	105	287	231	300
1200	1500	20	30	178	634	135	91	91	358	301	400

N	P	Q	R	S	T	U	V	W
300	18	40	90	121	60	15	12	40
563	38	75	170	103	65	16	21	40
750	50	100	226	108	50	11	33	50
1125	75	150	340	194	133	6	56	60
1500	100	200	452	227	150	38	71	70

LEGEND — BLACK
BACKGROUND — WHITE (RETROREFLECTIVE)



R4-7a


KEEP RIGHT

*See page 6-2 for arrow design.

C

A	B	C	D	E	F	G	H	J	K	L	M
300	400	10	15	80	60 D	60	94	1075	86.5	33	40
450	600	10	15	100	100 D	100	156.5	179	147	56	40
600	750	10	15	125	125 D	125	196	224	171	65	50
900	1200	15	25	200	200 D	200	313.5	358	296.5	113	60
1200	1500	20	30	225	250 D	250	392	448	342.5	130	70

COLORS: LEGEND — BLACK
 BACKGROUND — WHITE (RETROREFLECTIVE)



R4-7b

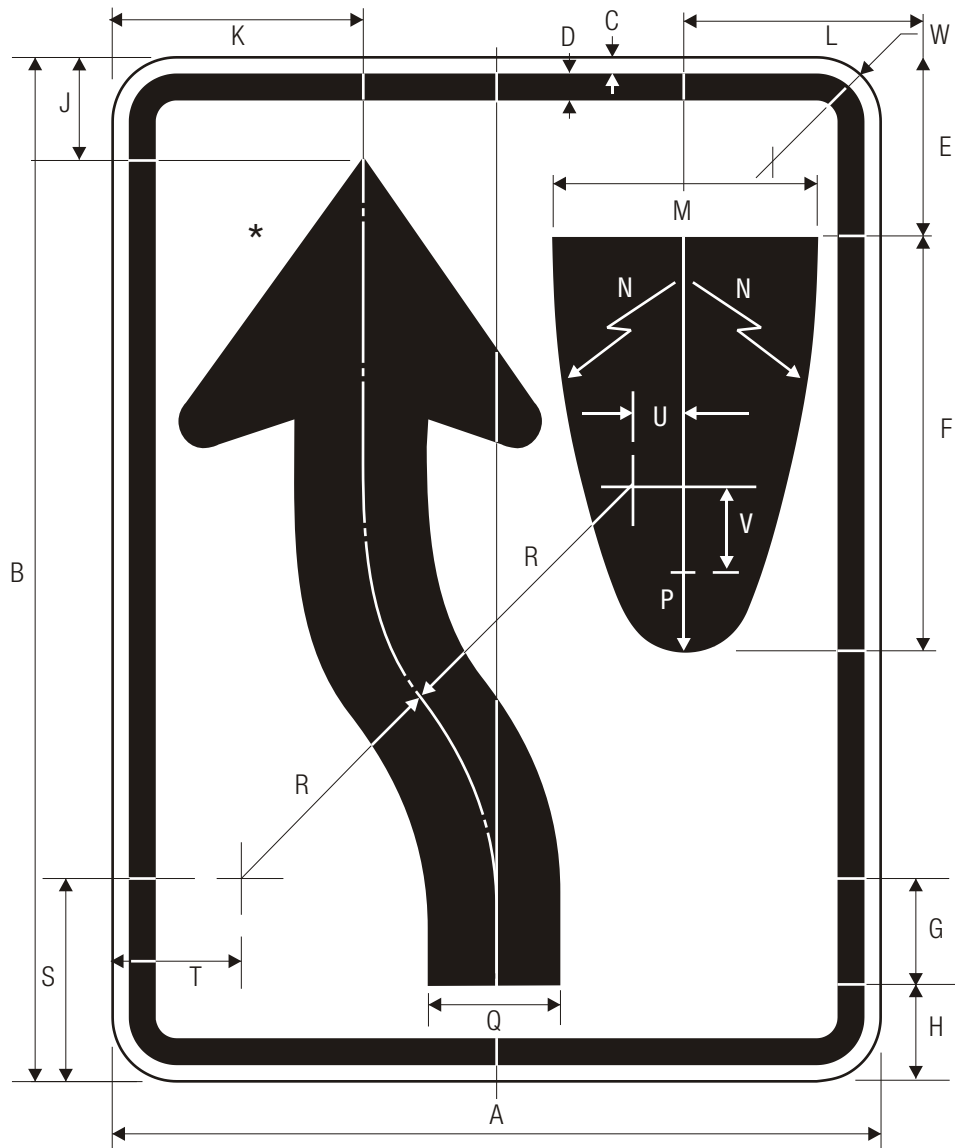
KEEP RIGHT

See page 6-2 for arrow design.

A	B	C	D	E	F	G	H	J	K	L	M
300	400	10	15	60	60 D	80	94	107.5	86.5	33	40
450	600	10	15	75	100 D	125	156.5	179	147	56	40
600	750	10	15	100	125 D	150	196	224	171	65	50
900	1200	15	25	125	200 D	275	313.5	358	296.5	113	60
1200	1500	20	30	175	250 D	325	392	448	342.5	130	70

C

COLORS: LEGEND — BLACK
 BACKGROUND — WHITE (RETROREFLECTIVE)



R4-8
KEEP LEFT

*See page 6-2 for design

C

A	B	C	D	E	F	G	H	J	K	L	M
450	600	10	15	85	238	51	52	52	144	120	150
600	750	10	15	89	317	68	46	46	180	156	200
900	1200	15	25	170	475	101	105	105	287	230	300
1200	1500	20	30	179	632	135	92	142	358	300	400

N	P	Q	R	S	T	U	V	W
563	38	75	170	103	68	26	11	40
750	50	100	226	114	78	34	70	50
1125	75	150	340	206	133	50	69	60
1500	100	200	452	227	150	67	125	70

LEGEND — BLACK
BACKGROUND — WHITE (RETROREFLECTIVE)



R4-9

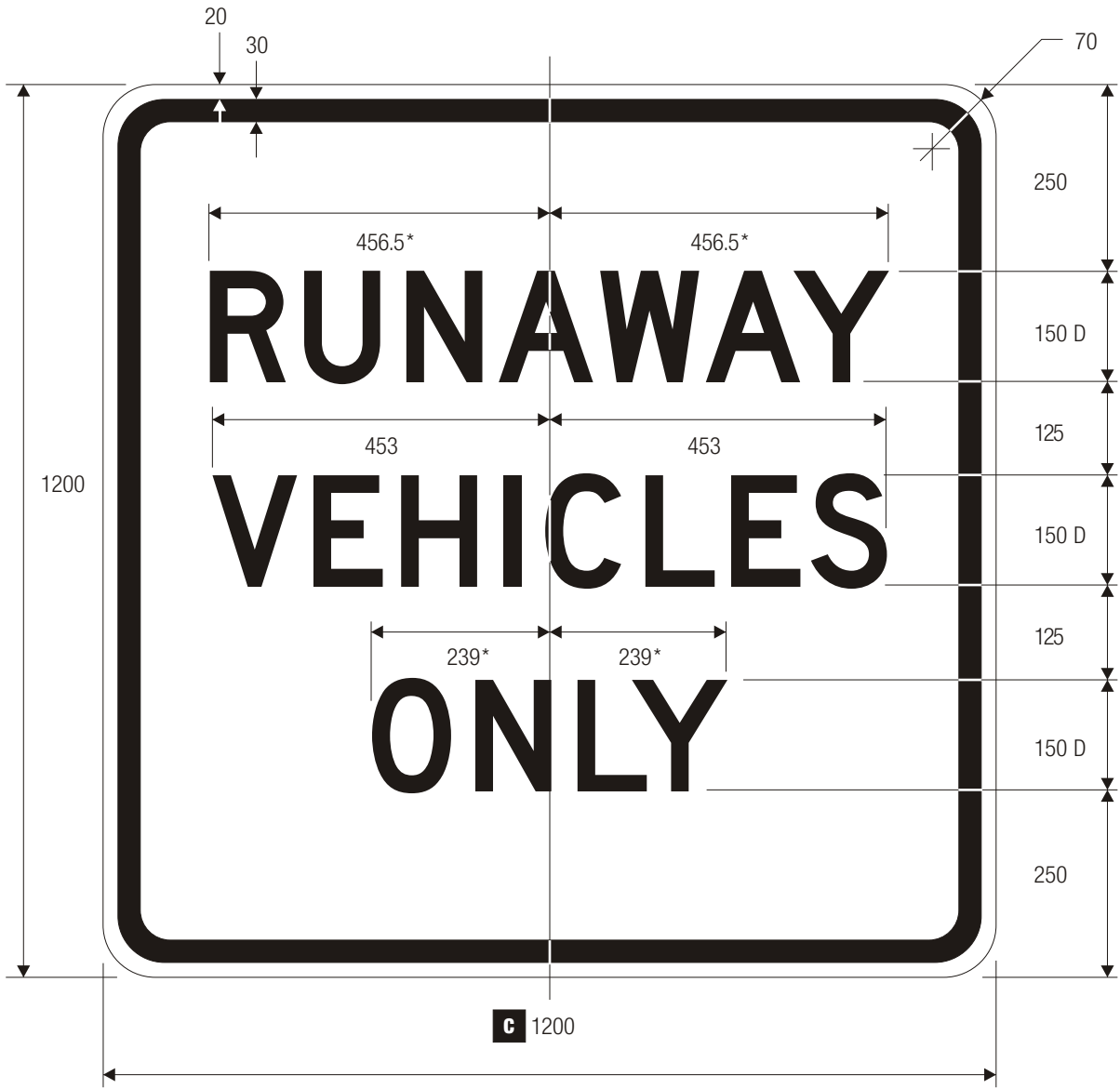
STAY IN LANE

*Reduce spacing to fit

C

A	B	C	D	E	F	G	H	J	K	L
450	600	10	15	75	100 D	75	156.5	54	161.5	40
600	750	10	15	92.5	125 D	95	196.5	67.5	201	50
900	1200	15	25	207.5	175 D	130	275	94	281	60
1200	1500	20	30	187	250 D	188	391	135.5	404	70

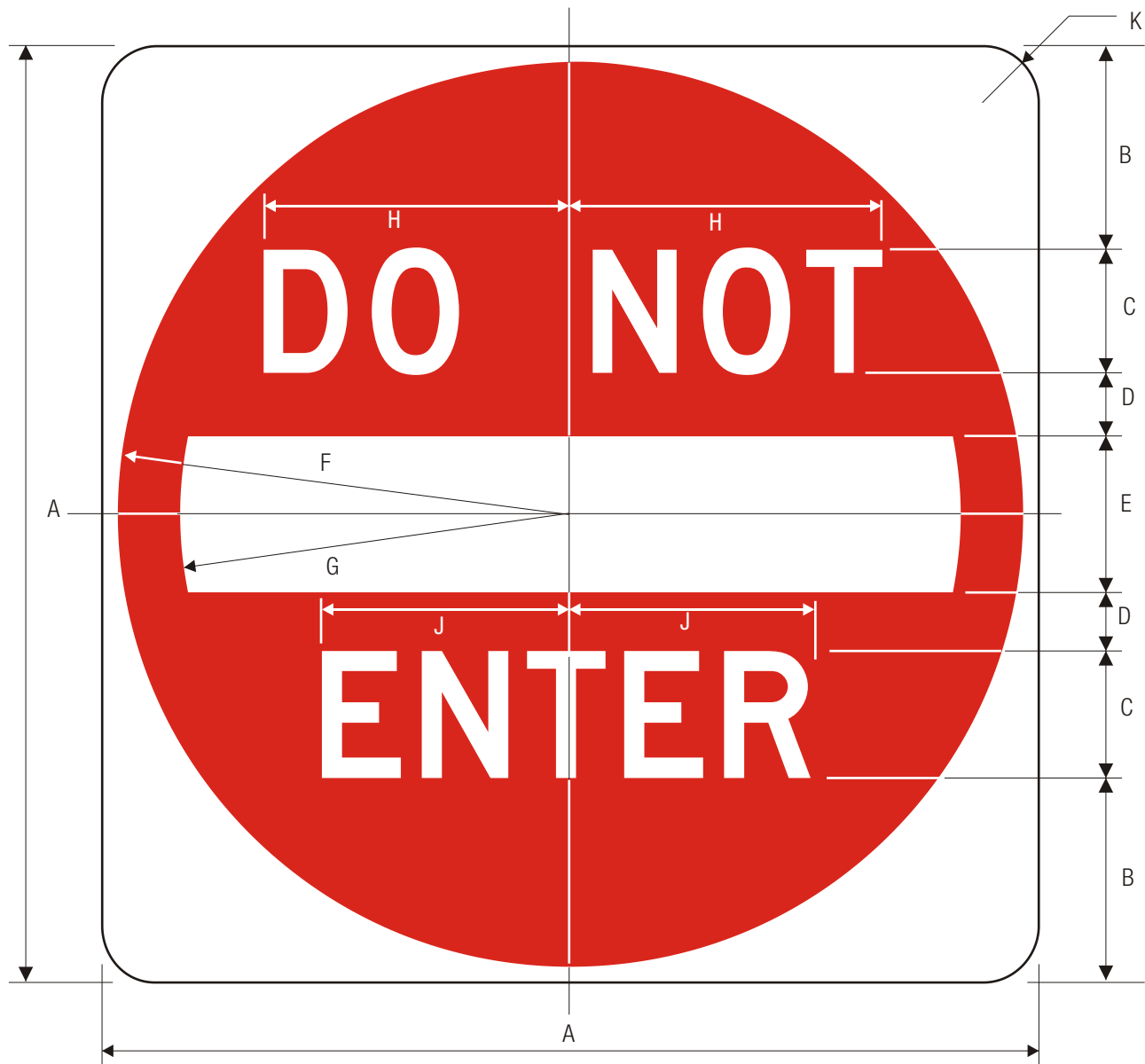
COLORS: LEGEND — BLACK
 BACKGROUND — WHITE (RETROREFLECTIVE)



R4-10
RUNAWAY VEHICLES ONLY

*Reduce spacing to fit.

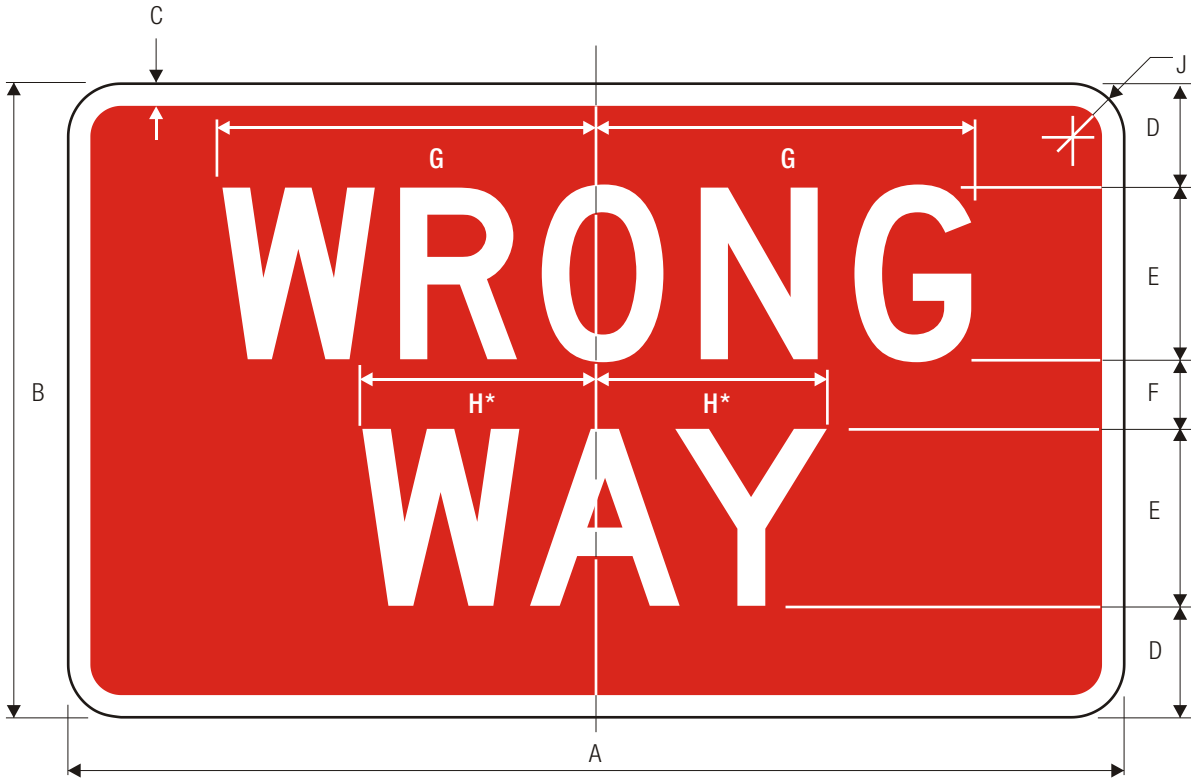
COLORS: LEGEND — BLACK
 BACKGROUND — WHITE (RETROREFLECTIVE)



R5-1
DO NOT ENTER

	A	B	C	D	E	F	G	H	J	K
	300	65	40 D	20	50	140	120	100	76	40
C	750	162	100 D	50	125	362	305	250	193	50
	900	190	125 D	60	150	435	374	306	236.5	60
	1200	275	150 D	75	200	580	498	410	288	70

COLORS: SYMBOL — RED (RETROREFLECTIVE)
LEGEND & BACKGROUND — WHITE (RETROREFLECTIVE)

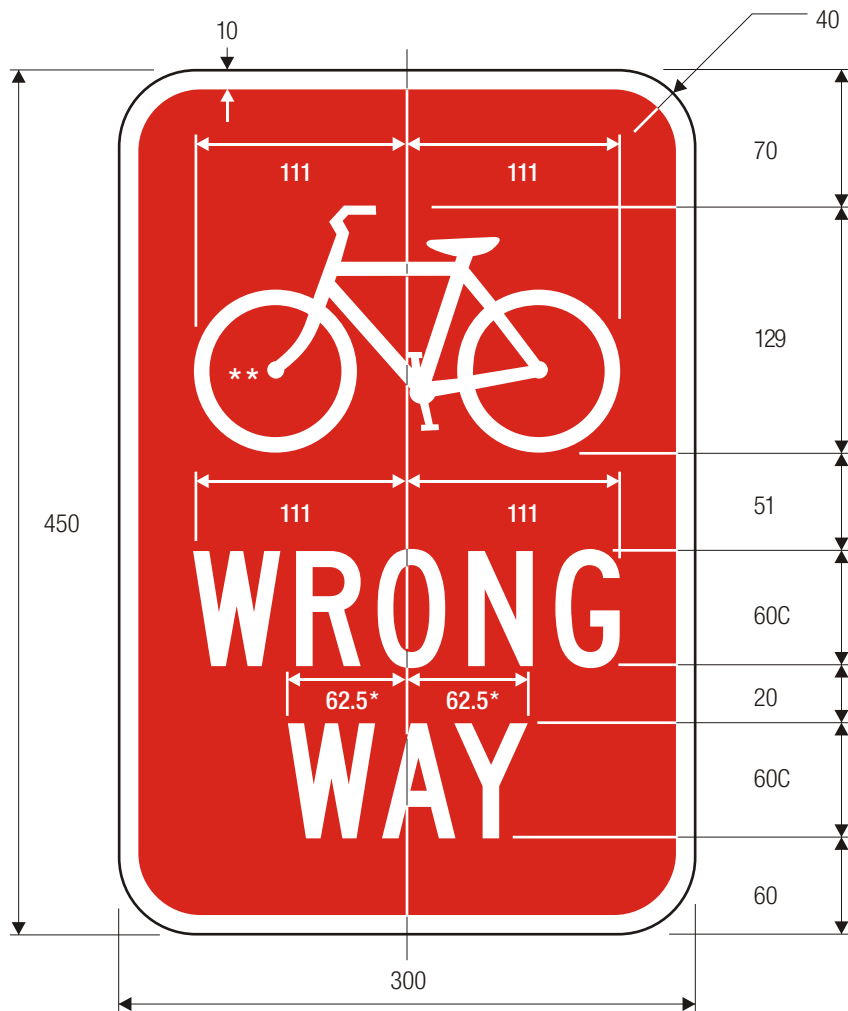


R5-1a
WRONG WAY

*Reduce spacing to fit

	A	B	C	D	E	F	G	H	J
	750	450	20	75	125 D	50	274	162.5	50
C	900	600	25	112	150 D	76	328.5	192.5	60
	1050	750	30	125	200 D	100	438.5	256.5	70

COLORS: LEGEND — WHITE (RETROREFLECTIVE)
BACKGROUND — RED (RETROREFLECTIVE)



R5-1b
BICYCLE WRONG WAY

*Reduce spacing to fit.
**See page 6-7 for symbol design.

COLORS: LEGEND — WHITE (RETROREFLECTIVE)
BACKGROUND — RED (RETROREFLECTIVE)



R5-2

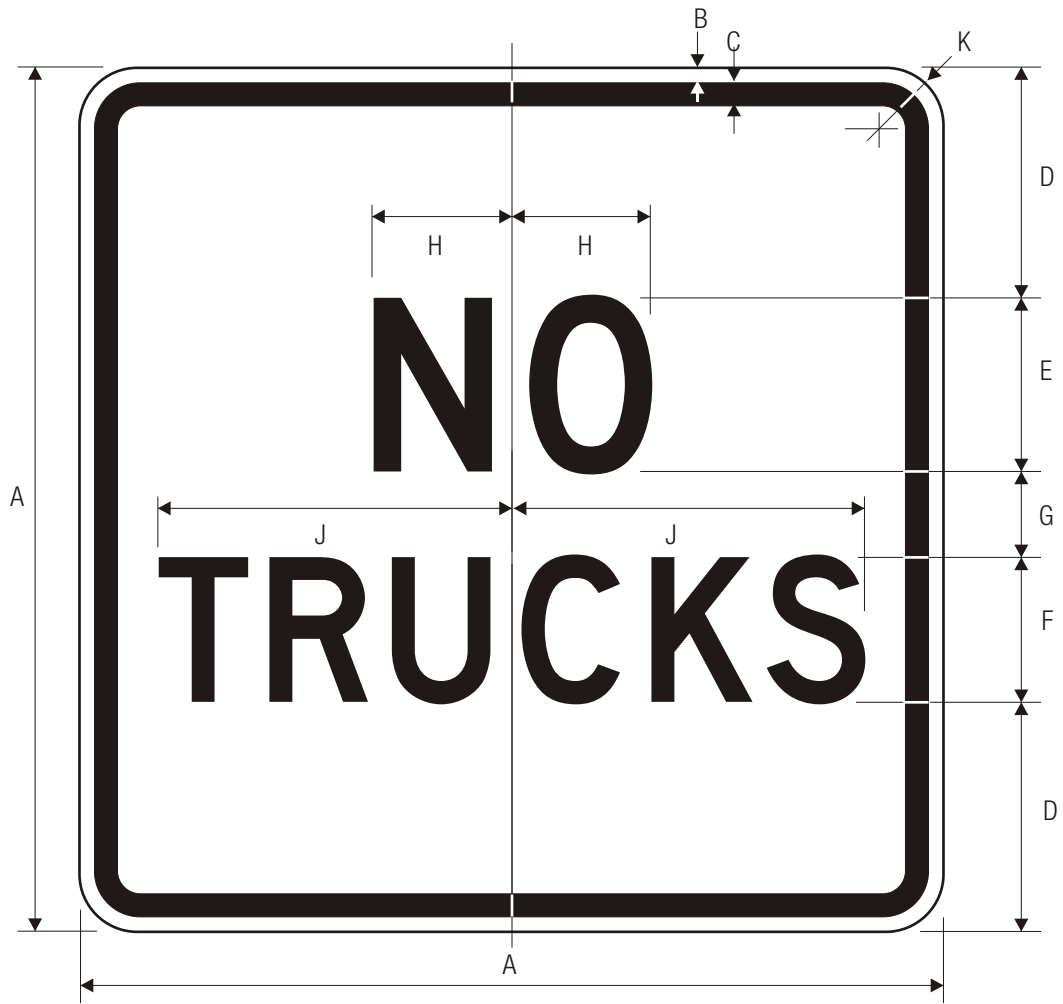
NO TRUCKS

*See page 6-4 for symbol design

C

A	B	C	D	E	F	G	H	J	K
300	10	15	112	90	66	84	11	22	40
600	10	15	250	200	154	186	37	50	50
750	13	20	325	260	194	226	50	65	50
900	15	25	375	300	236	269	64	75	60
1200	20	30	500	400	321	354	90	100	70

COLORS: SYMBOL BORDER — BLACK
 CIRCLE & DIAGONAL — RED (RETROREFLECTIVE)
 BACKGROUND — WHITE (RETROREFLECTIVE)



R5-2a
NO TRUCKS

	A	B	C	D	E	F	G	H	J	K
	300	10	15	83	55 D	45 D	34	44	110	40
C	600	10	15	150	125 D	100 D	75	100	244	50
	750	13	20	190	150 D	125 D	95	121	306.5	50
	900	15	25	230	175 D	150 D	115	140	366	60
	1200	20	30	312	225 D	200 D	151	180.5	488	70

COLORS: LEGEND — BLACK
BACKGROUND — WHITE (RETROREFLECTIVE)

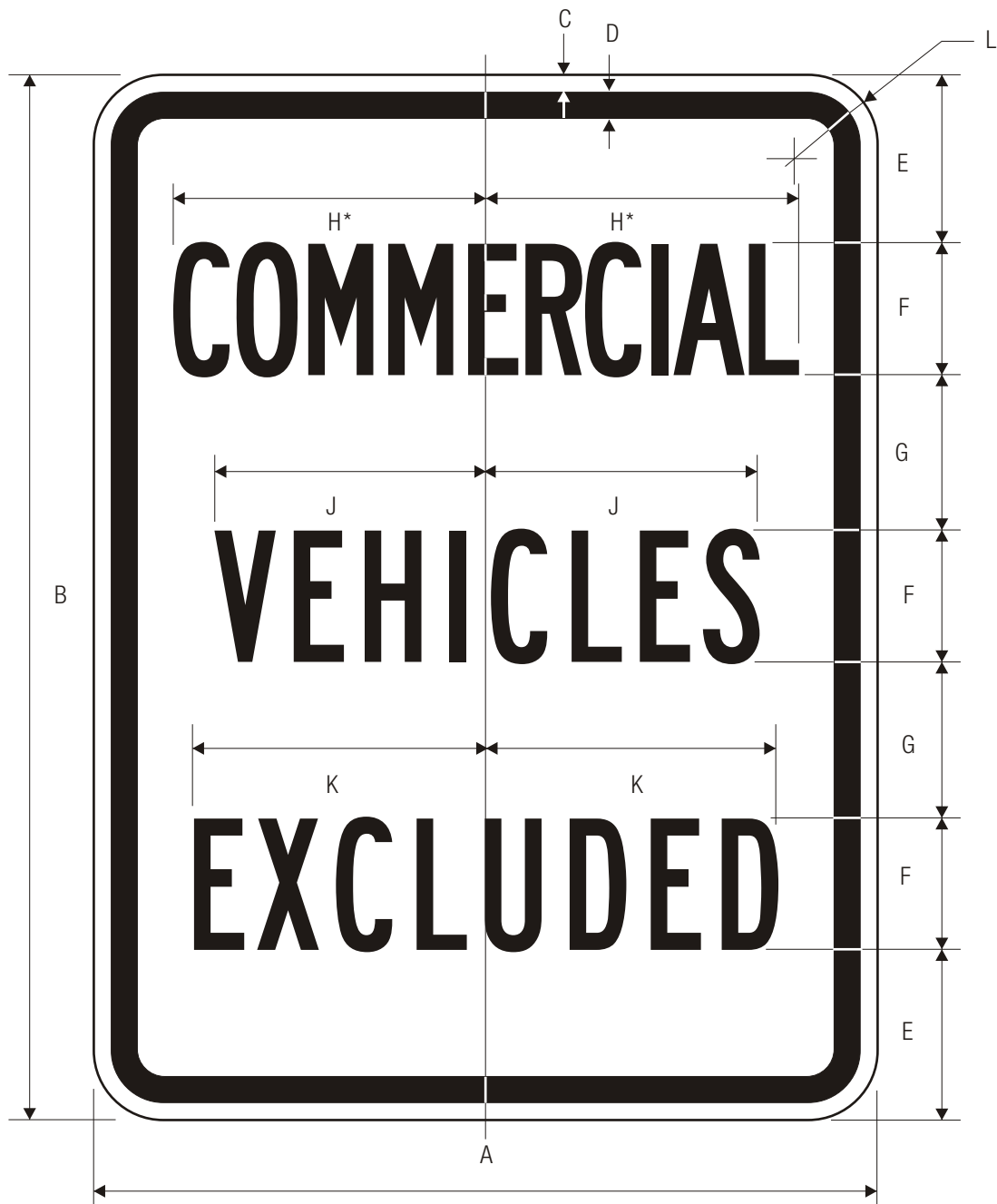


C 600

R5-3

NO MOTOR VEHICLES

COLORS: LEGEND — BLACK
 BACKGROUND — WHITE (RETROREFLECTIVE)



R5-4


COMMERCIAL VEHICLES EXCLUDED

*Reduce spacing to fit

C

A	B	C	D	E	F	G	H	J	K	L
300	400	10	15	82.5	45 B	50	115	93.5	100.5	40
450	600	10	15	97.5	75 B	90	180	156.5	167.5	40
600	750	10	15	125	100 B	100	260	208.5	223.5	50
900	1200	15	25	225	150 B	150	380	313	335	60
1200	1500	20	30	250	200 B	200	520	417	447	70

COLORS: LEGEND — BLACK
 BACKGROUND — WHITE (RETROREFLECTIVE)



R5-5

VEHICLES WITH LUGS PROHIBITED

*Reduce spacing to fit

C

A	B	C	D	E	F	G	H	J	K	L
300	400	10	15	82.5	45 B	50	93.5	108	115.5	40
450	600	10	15	97.5	75 B	90	156.5	180	180	40
600	750	10	15	125	100 B	100	208.5	240	256.5	50
900	1200	15	25	225	150 B	150	313	360	385	60
1200	1500	20	30	250	200 B	200	417	475	513.5	70

COLORS: LEGEND —BLACK
 BACKGROUND —WHITE (RETROREFLECTIVE)



R5-6
NO BICYCLES

*See page 6-7 for design.

	A	B	C	D	E	F	G	H	J	K
	300	10	15	112	90	78	7	22	30	40
C	600	10	15	250	200	173	16	50	67	50
	750	13	20	325	260	226	21	65	87	50
	900	15	25	375	300	261	24	75	100	60
	1200	20	30	500	400	347	32	100	135	70

COLORS: LEGEND — BLACK
 CIRCLE & DIAGONAL — RED (RETROREFLECTIVE)
 BACKGROUND — WHITE (RETROREFLECTIVE)




R5-7

NON-MOTORIZED TRAFFIC PROHIBITED

	A	B	C	D	E	F	G	H	J	K	L	M
C	750	600	13	20	107.5	85 B	65	85 D	302	217	309	50
	1050	600	15	25	85	100 B	65	100 D	355.5	255.5	363.5	60
	1200	750	20	30	102.5	125 B	85	125 D	444.5	319.5	454.5	70

COLORS: LEGEND — BLACK
 BACKGROUND— WHITE (RETROREFLECTIVE)



R5-8

MOTOR-DRIVEN CYCLES PROHIBITED

C

A	B	C	D	E	F	G	H	J	K	L	M
750	600	13	20	107.5	85 B	65	85 D	272	208	309	50
1050	600	15	25	85	100 B	65	100 D	320	244.5	363.5	60
1200	750	20	30	102.5	125 B	85	125 D	400	305.5	454.5	70

COLORS: LEGEND — BLACK
 BACKGROUND— WHITE (RETROREFLECTIVE)



C 750

R5-10a

PEDESTRIANS BICYCLES MOTOR-DRIVEN CYCLES PROHIBITED

COLORS: LEGEND — BLACK
 BACKGROUND — WHITE (RETROREFLECTIVE)



R5-10b

PEDESTRIANS AND BICYCLES PROHIBITED

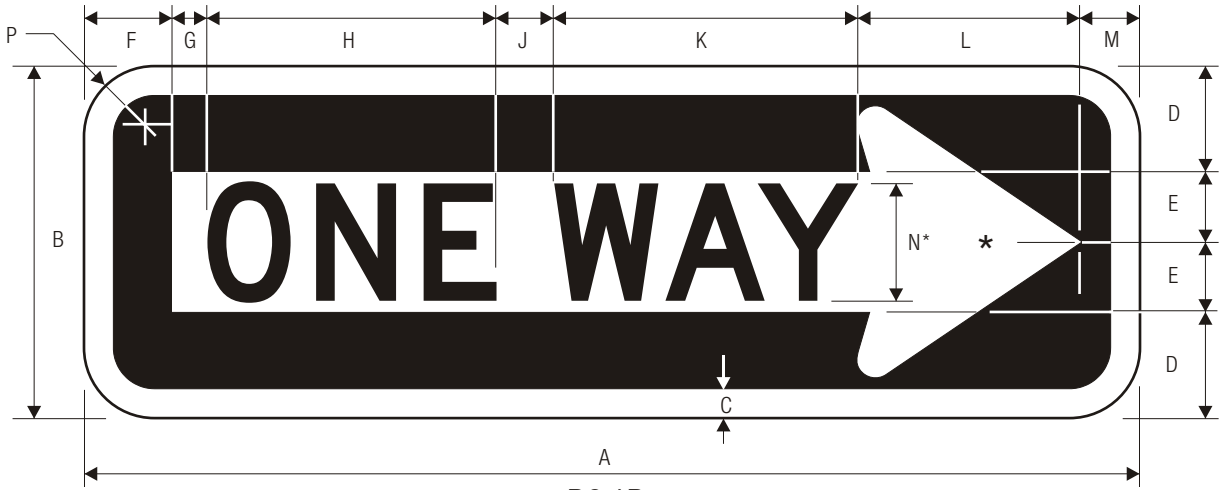


R5-10c

PEDESTRIANS PROHIBITED

*Reduce spacing to fit

COLORS: LEGEND — BLACK
 BACKGROUND — WHITE (RETROREFLECTIVE)

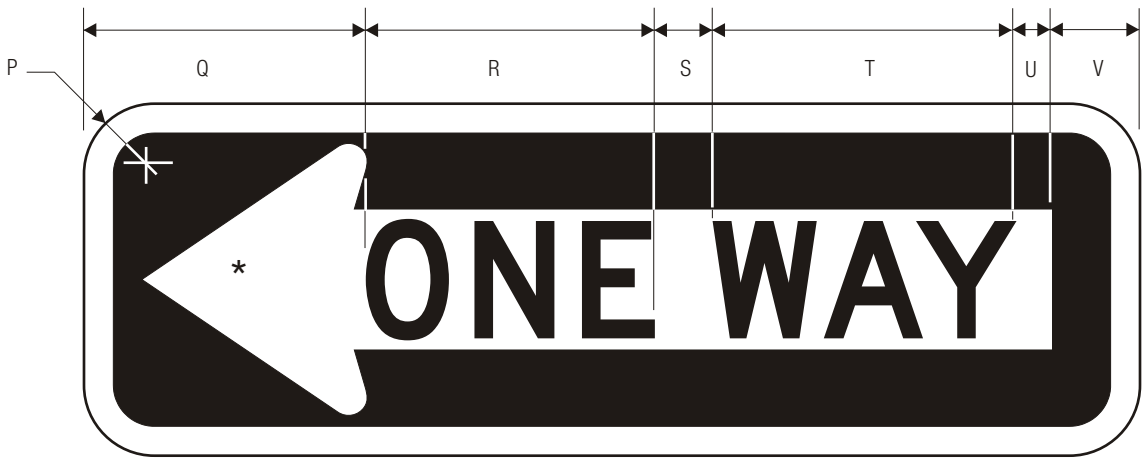


R6-1R
ONE WAY

A	B	C	D	E	F	G	H	J	K	L	M
900	300	25	90	60	75	30	246	50	259	190	50
1350	450	30	135	90	113	45	369	86	383	279	75

N	P	Q	R	S	T	U	V
100 D	60	240	246	50	259	30	75
150 D	70	354	369	86	383	45	113

*See page 6-2 for arrow design.



R6-1L
ONE WAY

COLORS: LEGEND — BLACK
 BACKGROUND — BLACK
 ARROW — WHITE (RETROREFLECTIVE)



R6-2R
ONE WAY

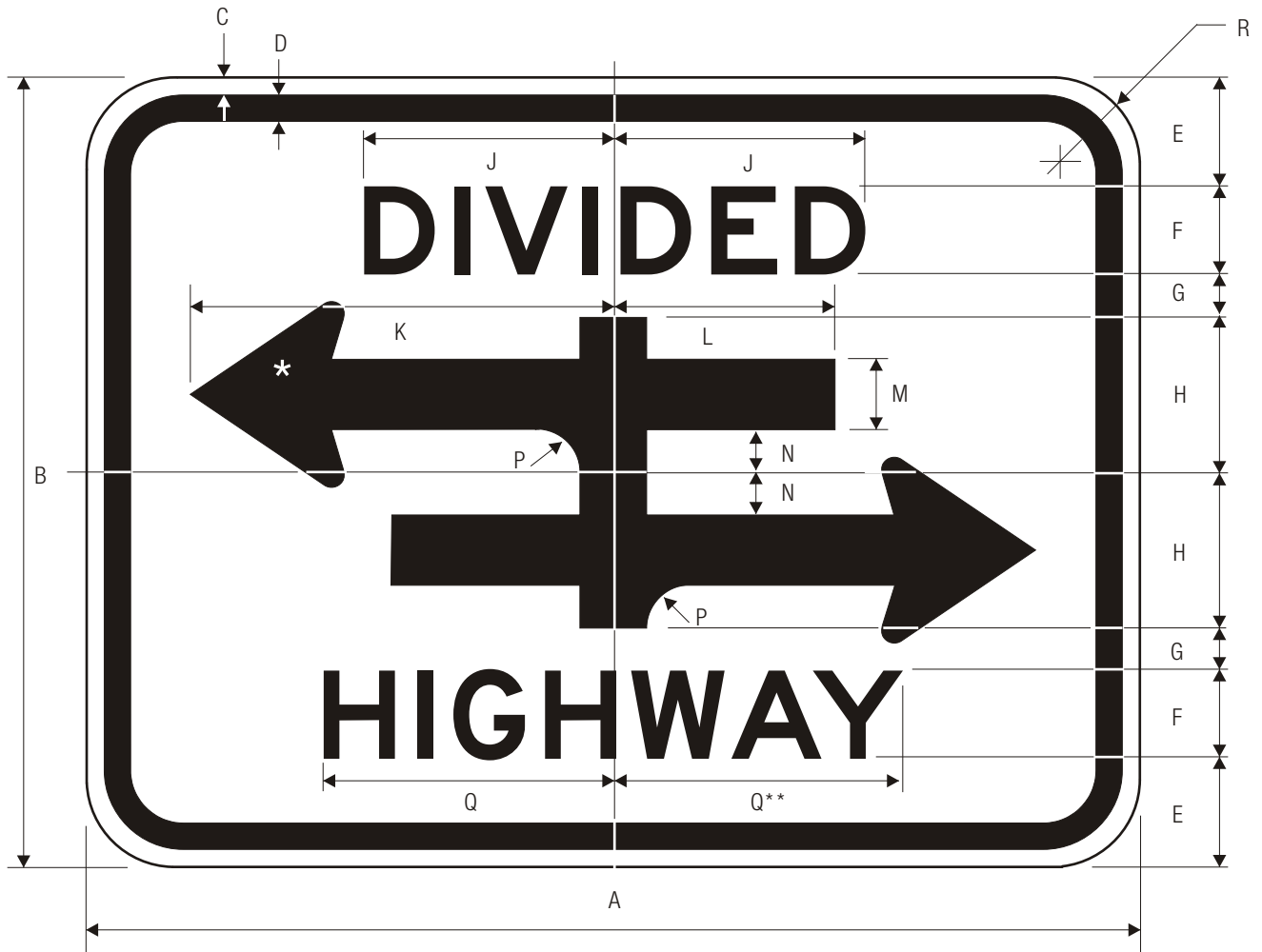
*See page 6-2 for arrow design

A	B	C	D	E	F	G	H	J	K	L	M
300	400	10	15	50	75 D	30	60	110	93	93	91
450	600	10	15	75	125 D	40	100	135	156	153	151
600	750	10	15	75	150 D	50	150	175	187	182	183
900	1200	15	25	120	250 D	80	240	260	309	306	300
1200	1500	20	30	150	300 D	100	300	350	375	364	370

C

N	P	Q	R	S
104	94	100	35	40
170	150	170	55	40
207	207	223	75	50
338	331	357	120	70
406	414	446	150	70

COLORS: LEGEND — BLACK
BACKGROUND — WHITE (RETROREFLECTIVE)



R6-3

DIVIDED HIGHWAY CROSSING

*See page 6-2 for arrow design.

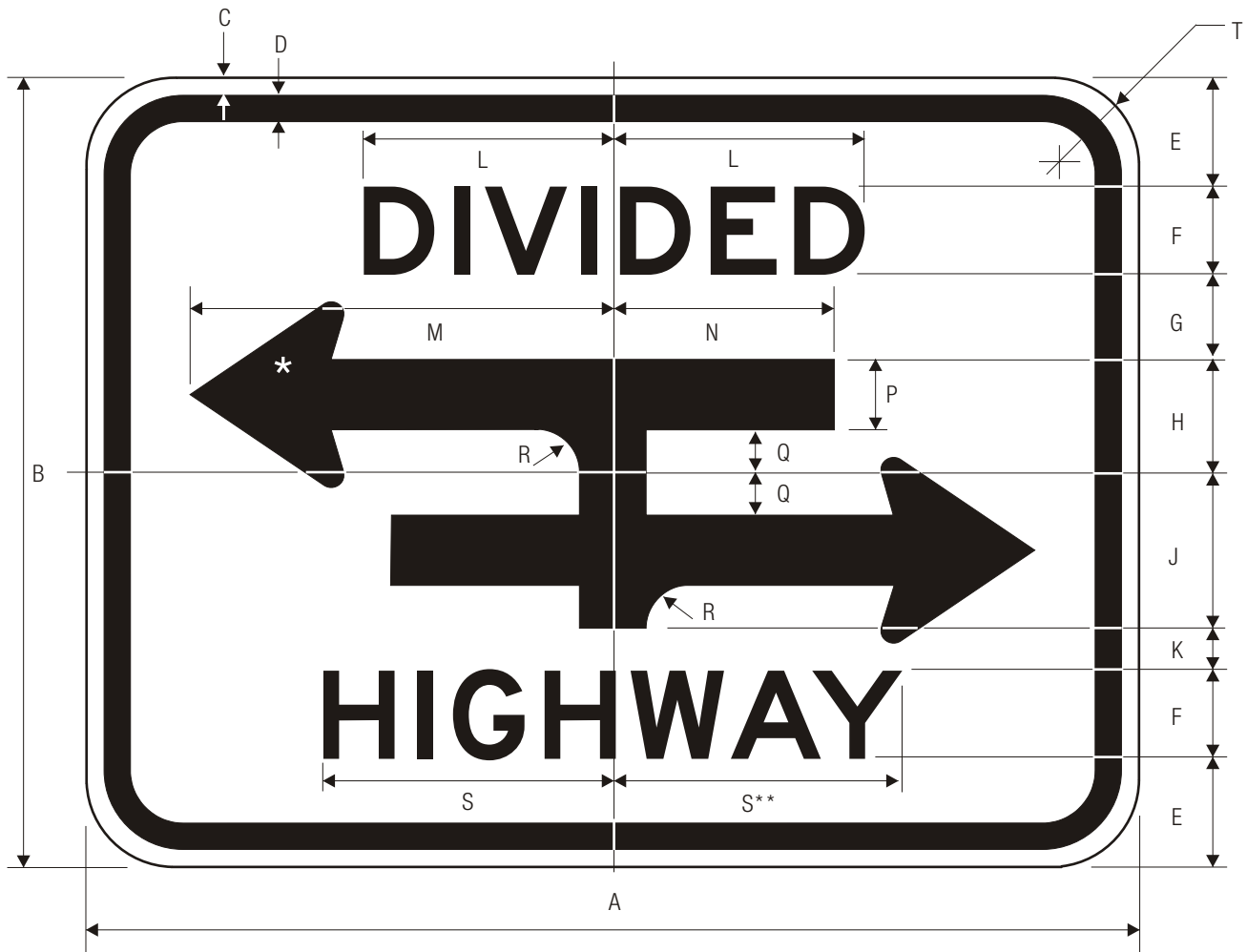
**Reduce spacing to fit.

C

A	B	C	D	E	F	G	H	J	K	L	M
600	450	10	15	62	50 E	25	88	142.5	238	125	38
750	600	13	20	75	75 E	33	117	213	317	167	50
900	750	15	25	92	100 E	41	142	284	385	200	61

N	P	Q	R
25	25	165	50
33	33	246	50
41	41	330	60

COLORS: LEGEND — BLACK
BACKGROUND — WHITE (RETROREFLECTIVE)



R6-3a

DIVIDED HIGHWAY CROSSING

*See page 6-2 for arrow design.

**Reduce spacing to fit.

C

A	B	C	D	E	F	G	H	J	K	L	M
600	450	10	15	62	50 E	49	64	88	25	142.5	238
750	600	13	20	75	75 E	65	85	117	33	213	322.5
900	750	15	25	92	100 E	75	103	147	41	284	387

N	P	Q	R	S	T
125	38	25	25	165	50
169	50	33	33	246	50
203	60	40	40	328	60

COLORS: LEGEND — BLACK
BACKGROUND — WHITE (RETROREFLECTIVE)



R7-1 NO PARKING



R7-2 NO PARKING

COLORS: LEGEND — RED
 BACKGROUND — WHITE (RETROREFLECTIVE)

*See page 6-2 for arrow design

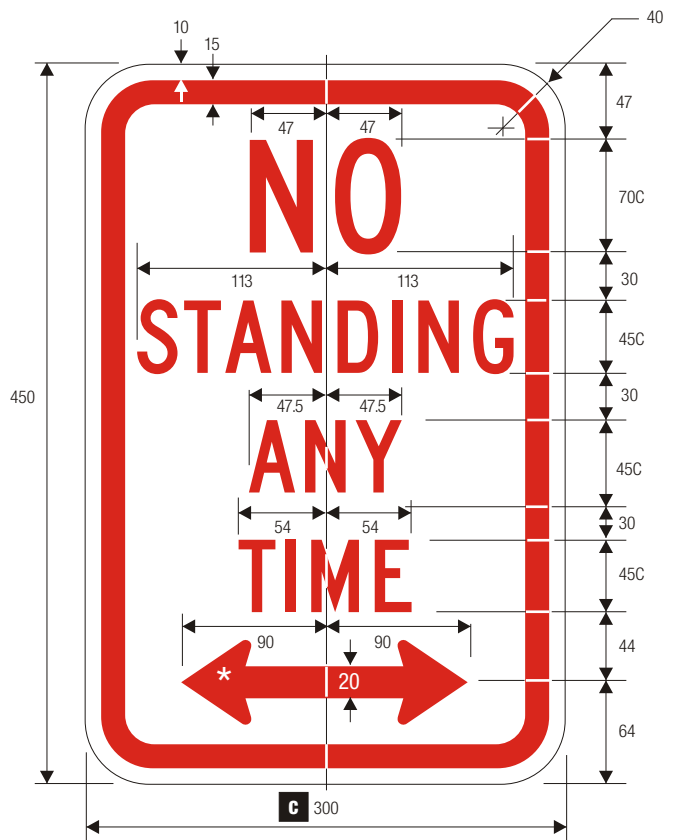


R7-2a NO PARKING

COLORS: LEGEND, CIRCLE & DIAGONAL — RED (RETROREFLECTIVE)
 BACKGROUND — WHITE (RETROREFLECTIVE)
 SYMBOL — BLACK



R7-3
NO PARKING



R7-4
NO PARKING

*See Page 6-2 for arrow design

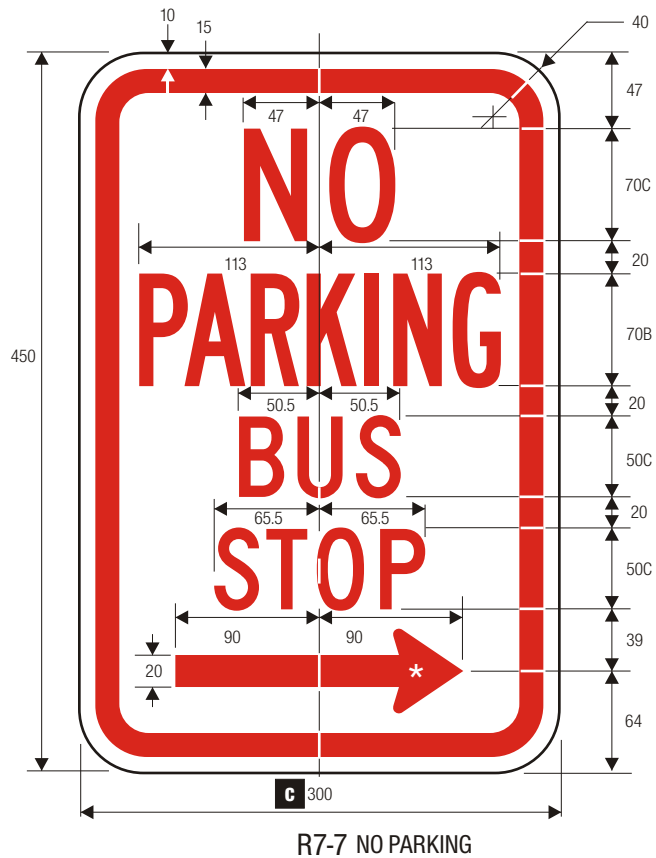
COLORS: LEGEND — RED (RETROREFLECTIVE)
BACKGROUND — WHITE (RETROREFLECTIVE)



LEGEND – GREEN (RETROREFL) BACKGROUND – WHITE (RETROREFL)



LEGEND – RED (RETROREFL) BACKGROUND – WHITE (RETROREFL)



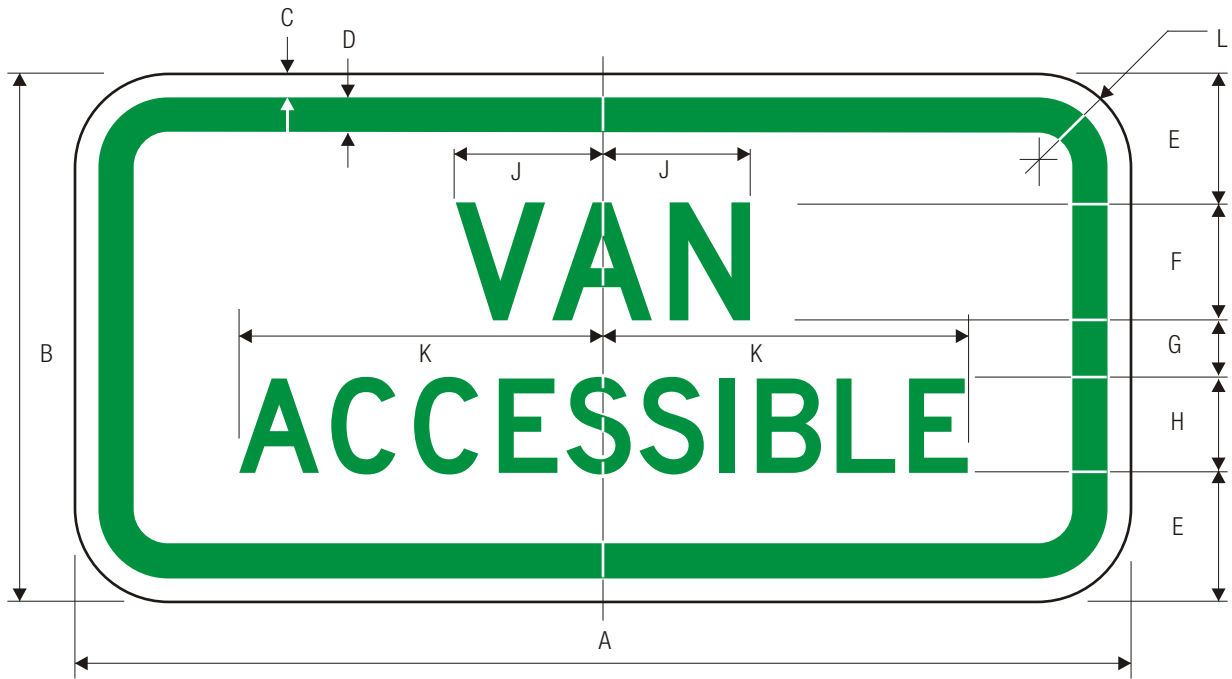
LEGEND – RED (RETROREFL) BACKGROUND – WHITE (RETROREFL)



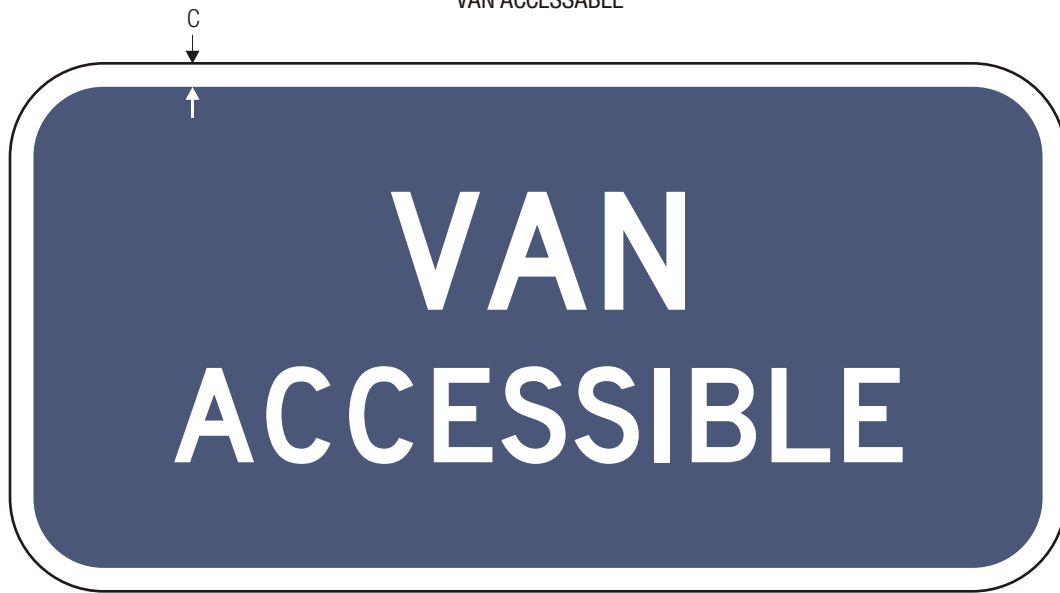
LEGEND – GREEN (RETROREFL), WHITE SYMBOL ON BLUE (RETROREFL) BACKGROUND – WHITE (RETROREFL)

*See page 6-2 for arrow design.

**See page 6-31 for symbol design.



R7-8a
VAN ACCESSABLE



R7-8b
VAN ACCESSABLE

	A	B	C	D	E	F	G	H	J	K	L
	300	150	10	15	37	40 D	11	25 D	50	97	40
C	450	225	10	15	55	50 D	25	40 D	62.5	155	40

PARKING APPLICATION

COLORS: LEGEND — GREEN (RETROREFLECTIVE) OR BLACK
BACKGROUND — WHITE (RETROREFLECTIVE)

DIRECTIONAL APPLICATION

COLORS: LEGEND — WHITE (RETROREFLECTIVE)
BACKGROUND — BLUE (RETROREFLECTIVE)



C 300

R7-9

NO PARKING, BIKE LANE

TOP LEFT
 COLORS: LEGEND — WHITE (RETROREFLECTIVE)
 BACKGROUND — RED (RETROREFLECTIVE)

TOP RIGHT
 COLORS: LEGEND — RED (RETROREFLECTIVE)
 BACKGROUND — WHITE (RETROREFLECTIVE)

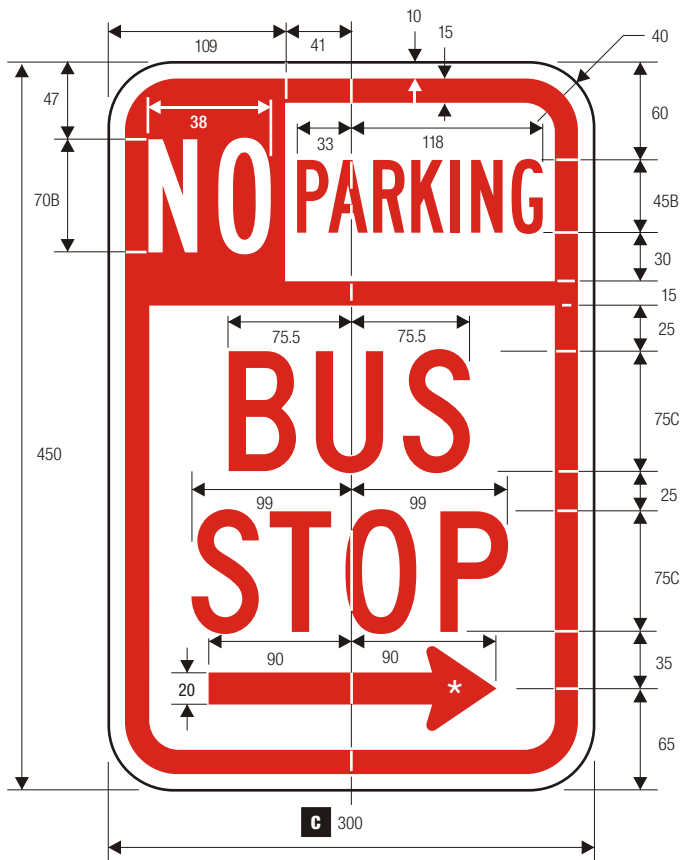
BOTTOM
 COLORS: LEGEND — RED (RETROREFLECTIVE)
 BACKGROUND — WHITE (RETROREFLECTIVE)



c 300
R7-9a

NO PARKING, BIKE LANE

COLORS: LEGEND, CIRCLE, DIAGONAL, BORDER — RED (RETROREFLECTIVE)
 SYMBOL — BLACK
 BACKGROUND — WHITE (RETROREFLECTIVE)



R7-107
NO PARKING



R7-107a
NO PARKING (WITH TRANSIT LOGO)

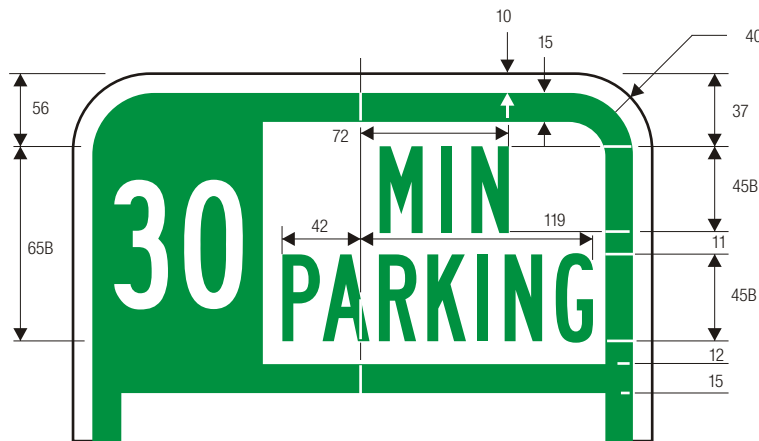
TOP LEFT
 COLORS: LEGEND — WHITE (RETROREFLECTIVE)
 BACKGROUND — RED (RETROREFLECTIVE)

TOP RIGHT
 COLORS: LEGEND — RED (RETROREFLECTIVE)
 BACKGROUND — WHITE (RETROREFLECTIVE)

BOTTOM
 COLORS: LEGEND — RED (RETROREFLECTIVE)
 BACKGROUND — WHITE (RETROREFLECTIVE)

COLORS: LEGEND, CIRCLE & DIAGONAL — RED (RETROREFLECTIVE)
 SYMBOLS, LOGO — BLACK
 ARROW — RED
 BACKGROUND — WHITE (RETROREFLECTIVE)

*See page 6-2 for arrow design
 **See page 6-33 for symbol design



R7-108
NO PARKING-TIME

COLORS: LEGEND — GREEN (RETROREFLECTIVE)
BACKGROUND — WHITE (RETROREFLECTIVE)



R7-200

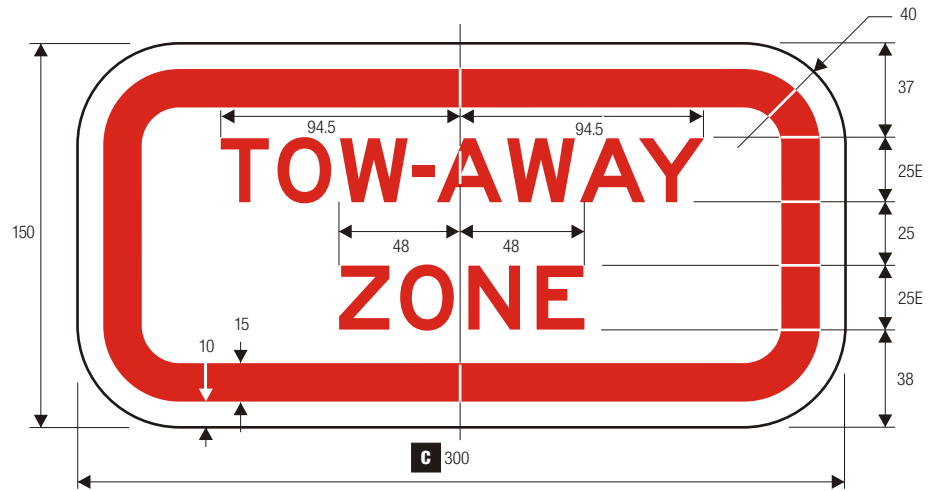
NO PARKING/RESTRICTED PARKING (COMBINED SIGN)

*See page 6-2 for arrow design

COLORS: LEGEND — RED (RETROREFLECTIVE)
BACKGROUND — WHITE (RETROREFLECTIVE)

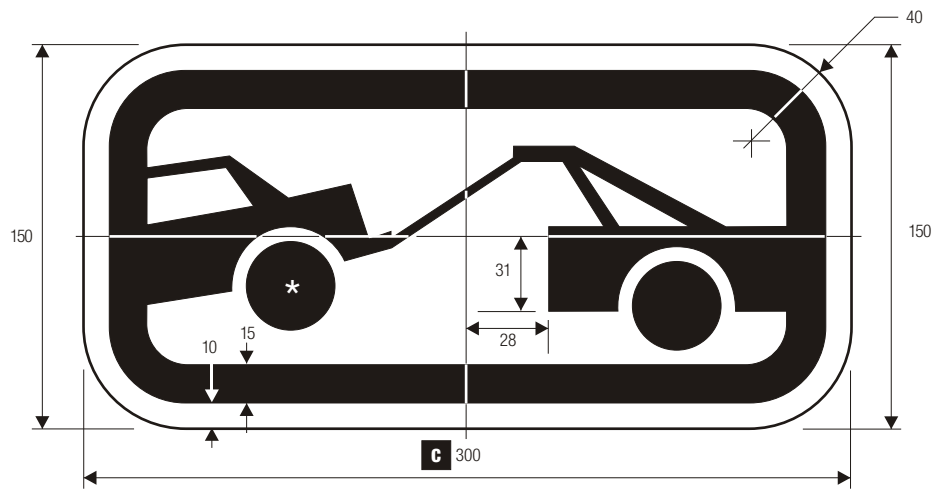
COLORS: LEGEND — GREEN (RETROREFLECTIVE)
BACKGROUND — WHITE (RETROREFLECTIVE)

COLORS:
 LEGEND — RED (RETROREFLECTIVE)
 BACKGROUND — WHITE (RETROREFLECTIVE)



R7-201
 TOW AWAY ZONE

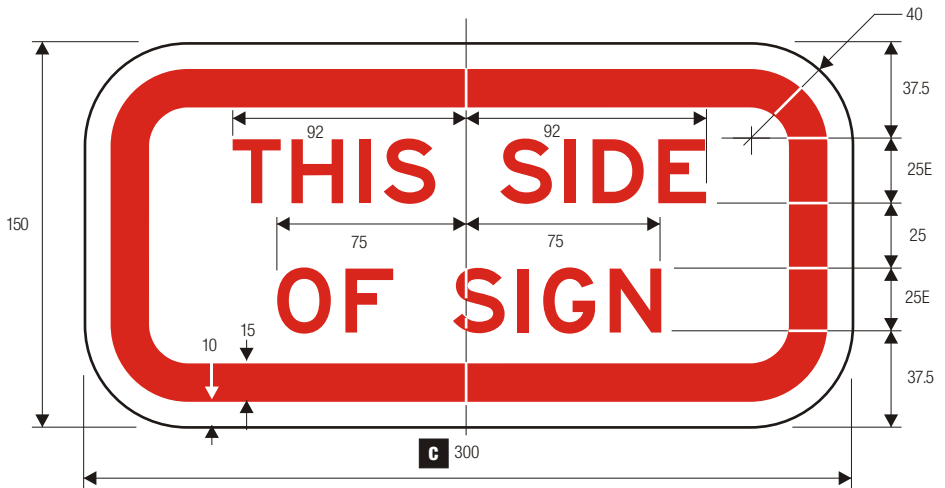
COLORS:
 LEGEND — BLACK
 BACKGROUND — WHITE (RETROREFLECTIVE)



R7-201a
 TOW AWAY ZONE

*See page 6-11 for symbol design.

COLORS:
 LEGEND — RED (RETROREFLECTIVE)
 BACKGROUND — WHITE (RETROREFLECTIVE)



R7-202
 THIS SIDE OF SIGN



R7-203
EMERGENCY SNOW ROUTE

C

A	B	C	D	E	F	G	H	J	K	L	M
450	600	10	15	245	55	50 D	45	90	50 C	70	192
600	750	10	15	300	65	65 D	55	120	65 C	75	249.5

N	P	Q	R	S
198.5	164	104.5	126.5	40
262.5	213	136	164	50

COLORS: LEGEND — WHITE (RETROREFLECTIVE)
BACKGROUND — RED (RETROREFLECTIVE)



R8-1

NO PARKING ON PAVEMENT

*Reduce spacing to fit

A	B	C	D	E	F	G	H	J	K	L	M
300	400	10	15	82	50 D	25	50 C	30 D	26	40	113.5
450	600	10	15	90	75 D	60	75 C	50 D	50	60	169.5
600	750	10	15	92.5	125 D	55	125 C	75 D	55	100	254
900	1200	15	25	150	175 D	125	175 C	100 D	100	140	370
1200	1500	20	30	187.5	225 D	150	225 C	125 D	125	180.5	508.5

C

N	P	Q
24.5	99.5	40
40	164.5	40
60.5	247	50
80.5	329.5	60
100.5	411.5	70

COLORS: LEGEND — RED (RETROREFLECTIVE)
BACKGROUND— WHITE (RETROREFLECTIVE)



R8-2

NO PARKING EXCEPT ON SHOULDER

*Reduce spacing to fit

A	B	C	D	E	F	G	H	J	K	L	M
300	400	10	15	82	50 D	25	50 C	30 C	26	40	113.5
450	600	10	15	90	75 D	60	75 C	50 C	50	60	169.5
C 600	750	10	15	92.5	125 D	55	125 C	75 C	55	100	254
900	1200	15	25	150	175 D	125	175 C	100 c	100	140	370
1200	1500	20	30	187.5	225 D	150	225 C	125 C	125	180.5	508.5

N	P	Q
88	86	40
145.5	142	40
218.5	213	50
291.5	284	60
364.5	355.5	70

COLORS: LEGEND — RED (RETROREFLECTIVE)
BACKGROUND — WHITE (RETROREFLECTIVE)



R8-3
NO PARKING

*Reduce spacing to fit for 600, 900 and 1200 sizes
 **Recommend square shape for 900 and 1200 sizes

C

A	B	C	D	E	F	G	H	J	K	L
300	400	10	15	112	75 D	51	50 C	60	113.5	40
450	600	10	15	175	100 D	75	75 C	80	169.5	40
600	750	10	15	175	150 D	125	125 C	120	249	50
900	1200	15	25	337	200 D	151	175 C	160.5	380	60
1200	1500	20	30	412	250 D	201	225 C	200.5	508.5	70

COLORS: LEGEND – RED (RETROREFLECTIVE)
 BACKGROUND – WHITE (RETROREFLECTIVE)



R8-3a
NO PARKING (SYMBOL)

	A	B	C	D	E	F	G	H	J
	300	10	15	85	130 EM	112	90	22	40
	450	10	15	112.5	225 EM	188	150	38	40
C	600	10	15	150	300 EM	250	200	50	50
	900	15	25	225	450 EM	375	300	75	60
	1200	20	30	300	600 EM	500	400	100	70

COLORS: CIRCLE & DIAGONAL – RED (RETROREFLECTIVE)
 LETTER, BORDER – BLACK
 BACKGROUND – WHITE (RETROREFLECTIVE)



R8-3b
PARKING PLAQUE

OTHER TYPICAL LEGENDS

**ON
TRACKS**

**6AM
TO 6PM**
←

**EXCEPT ON
SHOULDERS**

**LOADING
ZONE**
↔

A	B	C	D	E	F	G	H	J	K	L
300	225	10	15	45	35 C	15	67.5	113	91	40
600	450	10	15	65	80 C	40	154.5	258	208.5	50

COLORS: LEGEND — RED (RETROREFLECTIVE)
BACKGROUND — WHITE (RETROREFLECTIVE)

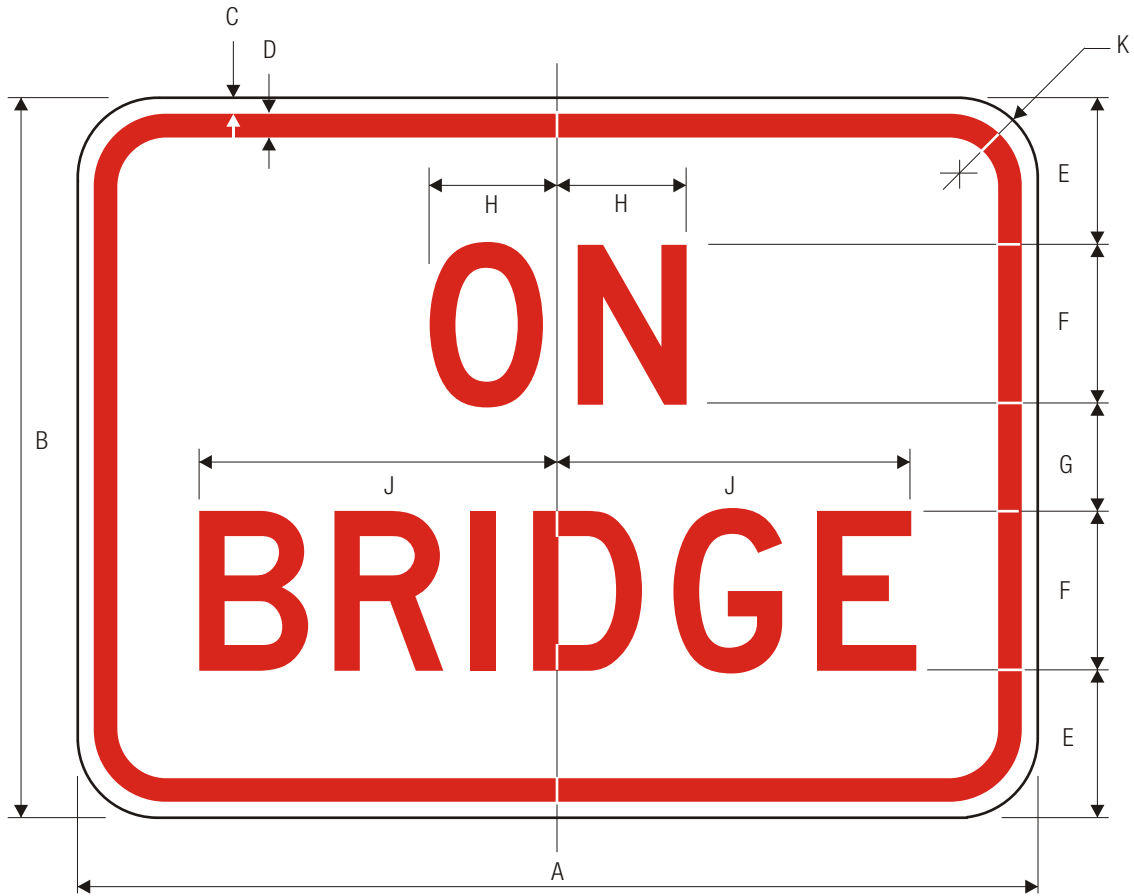


R8-3c

NO PARKING PLAQUE

A	B	C	D	E	F	G	H	J	K
300	225	10	15	65	35 D	25	28	115.5	40
450	300	10	15	75	50 D	50	40	164.5	40
C 600	450	10	15	120	75 D	60	60	247	50
750	600	13	20	150	100 D	100	80.5	321	50

COLORS: LEGEND — RED (RETROREFLECTIVE)
 BACKGROUND — WHITE (RETROREFLECTIVE)



R8-3d

NO PARKING PLAQUE

	A	B	C	D	E	F	G	H	J	K
	300	225	10	15	55	45 D	25	36	101	40
	450	300	10	15	50	75 D	50	60	168	40
C	600	450	10	15	92	100 D	66	80.5	224	50
	750	600	13	20	125	125 D	100	100.5	280	50

COLORS: LEGEND – RED (RETROREFLECTIVE)
 BACKGROUND – WHITE (RETROREFLECTIVE)



R8-4
EMERGENCY PARKING ONLY

C

A	B	C	D	E	F	G	H	J	K	L	M	N
400	300	10	15	50	50 C	25	50 D	159	164	135.5	85	40
750	600	13	20	87	100 C	63	100 D	316	327	271	170	50
1200	900	20	30	125	150 D	100	150 D	518	527	406.5	254.5	70

COLORS: LEGEND — BLACK
BACKGROUND — WHITE (RETROREFLECTIVE)



R8-5

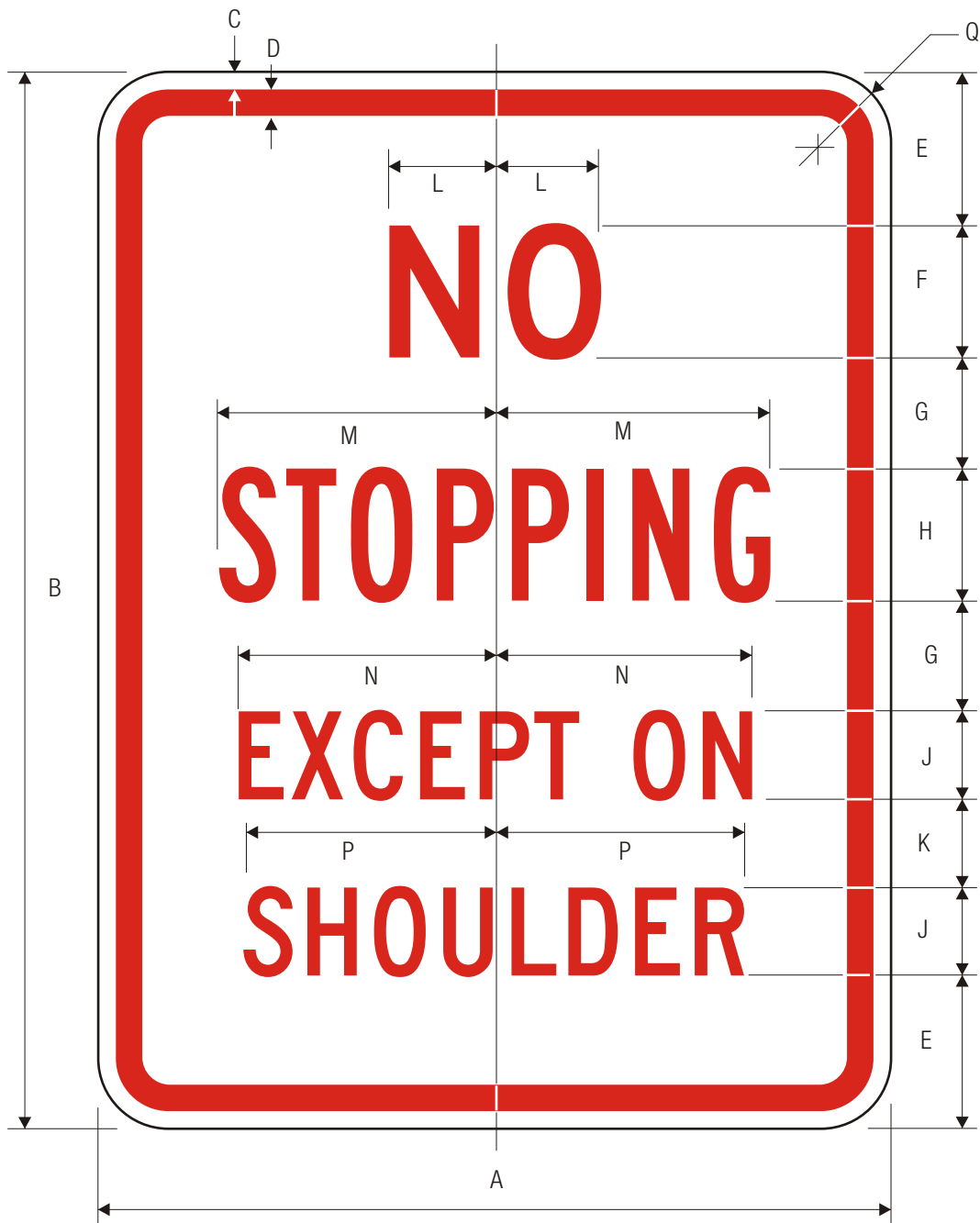
NO STOPPING ON PAVEMENT

A	B	C	D	E	F	G	H	J	K	L	M
300	400	10	15	83	50 D	25	50 B	30 D	24	40	104.5
450	600	10	15	87	75 D	63	75 B	50 D	50	60	156.5
600	750	10	15	100	125 D	50	125 B	75 D	50	100	261
900	1200	15	25	150	175 D	125	175 B	100 D	100	140	365
1200	1500	20	30	187	225 D	150	225 B	125 D	126	180.5	469.5

C

N	P	Q
24.5	99.5	40
40	164.5	40
60.5	247	40
80.5	329.5	60
100.5	411.5	70

COLORS: LEGEND — RED (RETROREFLECTIVE)
BACKGROUND — WHITE (RETROREFLECTIVE)



R8-6

NO STOPPING EXCEPT ON SHOULDER

A	B	C	D	E	F	G	H	J	K	L	M
300	400	10	15	83	50 D	25	50 B	30 C	24	40	104.5
450	600	10	15	87	75 D	63	75 B	50 C	50	60	156.5
600	750	10	15	100	125 D	50	125 B	75 C	50	100	261
900	1200	15	25	150	175 D	125	175 B	100 C	100	140	365
1200	1500	20	30	187	225 D	150	225 B	125 C	126	180.5	469.5

C

N	P	Q
88	86	40
145.5	142	40
218.5	213	40
291.5	284	60
364.5	355.5	70

COLORS: LEGEND — RED (RETROREFLECTIVE)
BACKGROUND — WHITE (RETROREFLECTIVE)



R8-7

EMERGENCY STOPPING ONLY

*Reduce spacing to fit

C

A	B	C	D	E	F	G	H	J	K	L	M	N
400	300	10	15	50	50 C	25	50 D	159	164	151.5	85	40
750	600	13	20	87	100 C	63	100 D	316	327	302.5	170	50
1200	900	20	30	125	150 D	100	150 D	518	527	454	254.5	70

COLORS: LEGEND — BLACK
 BACKGROUND — WHITE (RETROREFLECTIVE)



R8-8
DO NOT STOP ON TRACKS

*Adjust spacing to fit for 300 mm sign

A	B	C	D	E	F	G	H	J	K	L	M
300	400	10	15	62.5	50 D	25	113	77.5	40	118.5	40
600	750	10	15	100	100 D	50	234	156.5	81	245	50
900	1200	15	25	150	150 D	100	351	227	121	367.5	60
1200	1500	20	30	200	200 D	100	466.5	312	161	489	70

C

COLORS: LEGEND — BLACK
BACKGROUND — WHITE (RETROREFLECTIVE)




R8-9

TRACKS OUT OF SERVICE

	A	B	C	D	E	F	G	H	J
	450	10	15	56.25	75	151.5	146.5	6.614	40
C	600	10	15	75	100 C	202	195	220.5	50
	900	15	25	112.5	150 C	303	292.5	330.5	60
	1200	20	30	150	200 C	404	390.5	441	70

COLORS: LEGEND — BLACK
 BACKGROUND — WHITE (RETROREFLECTIVE)



R8-10

STOP HERE WHEN FLASHING

*See page 6-2 for design details.

COLORS: SYMBOL — BLACK
 BACKGROUND — WHITE (RETROREFLECTIVE)



R9-1 WALK ON LEFT FACING TRAFFIC



R9-2 CROSS ONLY AT CROSS WALKS

COLORS: LEGEND — BLACK
 BACKGROUND — WHITE (RETROREFLECTIVE)



R9-3
NO PEDESTRIAN CROSSING

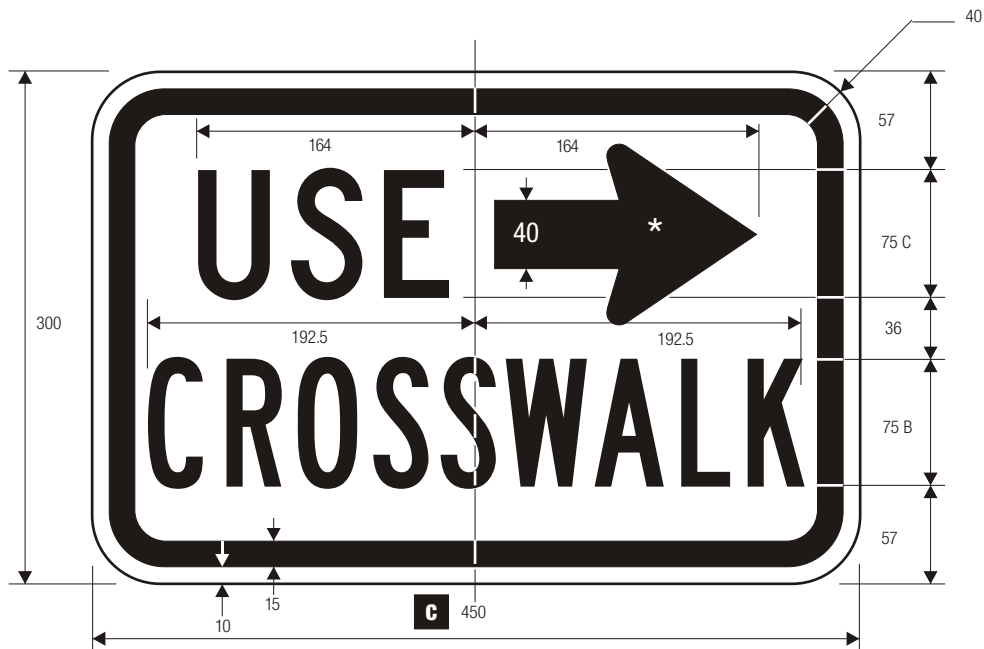
COLORS: LEGEND — BLACK
BACKGROUND— WHITE (RETROREFLECTIVE)



R9-3a
NO PEDESTRIAN CROSSING

COLORS: CIRCLE & DIAGONAL — RED (RETROREFLECTIVE) *See page 6-10 for symbol design
 SYMBOL — BLACK
 BACKGROUND — WHITE (RETROREFLECTIVE)

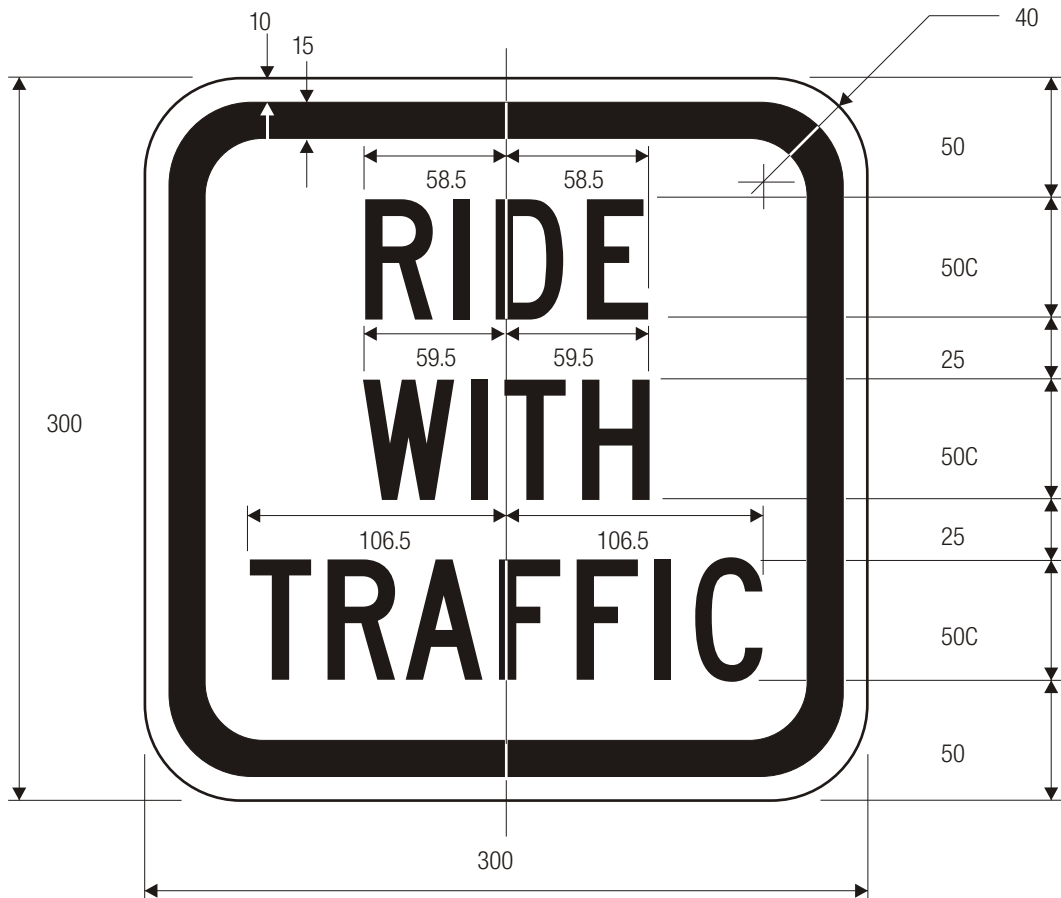
	A	B	C	D	E	F	G	H	J
C	300	10	15	67.5	165	112	90	22	40
	450	10	15	100	250	175	140	35	40
	600	10	15	115	370	250	200	50	50
	750	13	15	140	470	325	260	65	60



R9-3b
USE CROSSWALK

COLORS: LEGEND — BLACK
 BACKGROUND — WHITE (RETROREFLECTIVE)

*See page 6-2 for arrow design



R9-3c

RIDE WITH TRAFFIC

COLORS: LEGEND — BLACK
 BACKGROUND — WHITE (RETROREFLECTIVE)

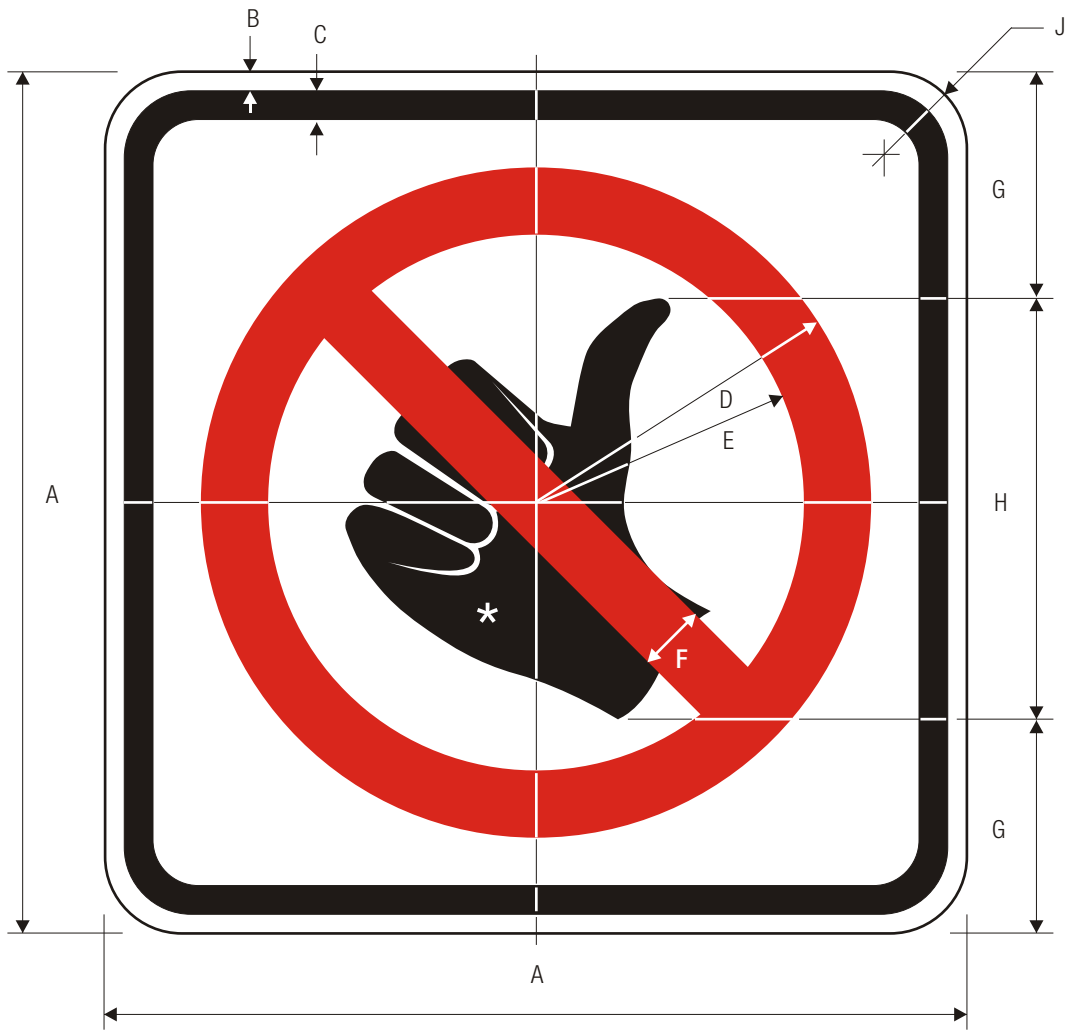


R9-4
NO HITCH HIKING

C

A	B	C	D	E	F	G	H	J	K	L	M
300	450	10	15	70	112 C	37	62 C	75	93	109.5	40
450	600	10	15	75	150 C	50	100 C	101	150	176.5	40

COLORS: LEGEND — BLACK
BACKGROUND — WHITE (RETROREFLECTIVE)




R9-4a
HITCH HIKING PROHIBITED

*See page 6-9 for symbol design

	A	B	C	D	E	F	G	H	J
	300	10	15	75	150	112	90	22	40
C	450	10	15	115	220	175	140	35	40
	600	10	15	137	326	250	200	50	50

COLORS: CIRCLE & DIAGONAL— RED (RETROREFLECTIVE)
 LEGEND — BLACK
 BACKGROUND — WHITE (RETROREFLECTIVE)

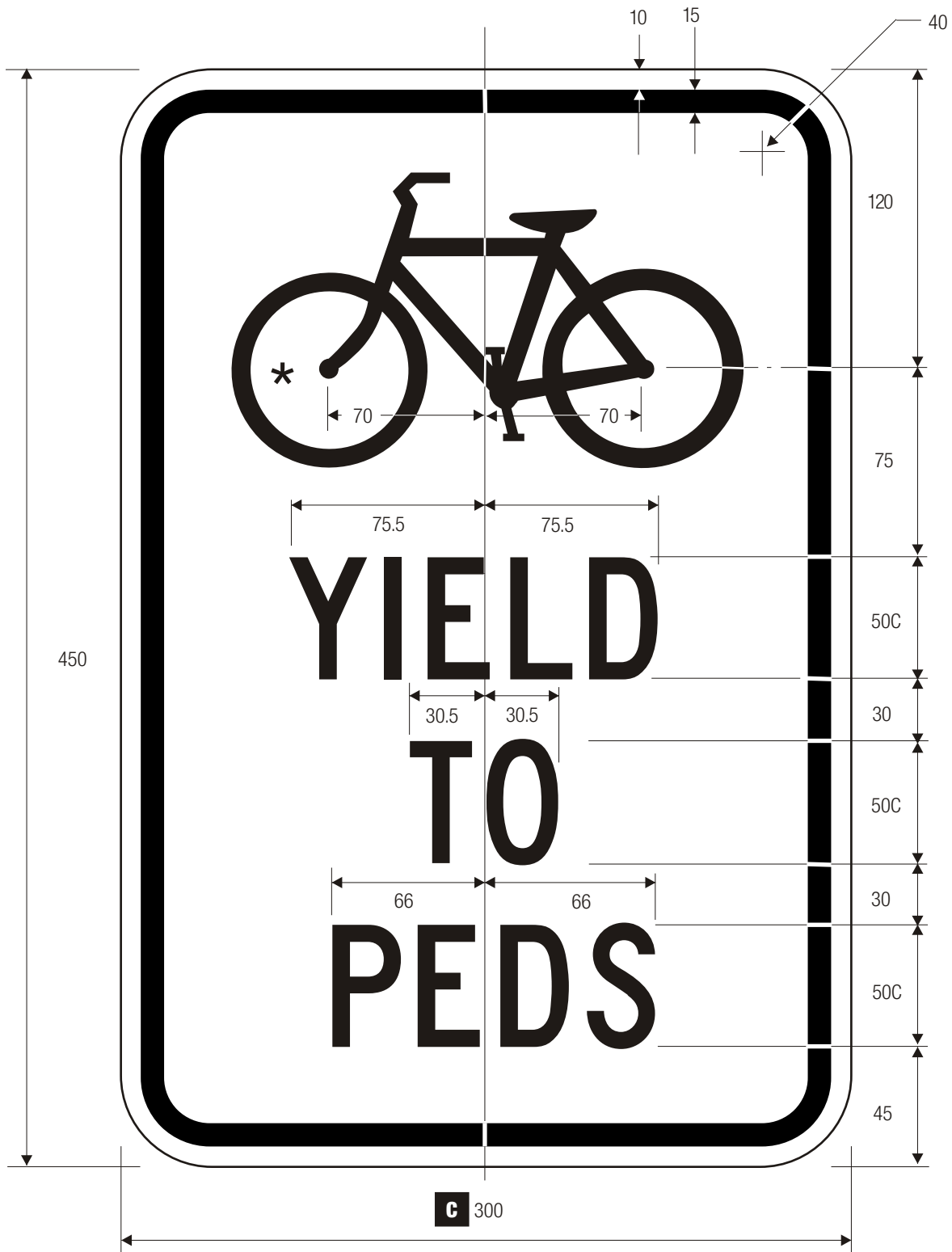


R9-5

BICYCLISTS USE PEDESTRIAN SIGNAL

*See page 6-7 for design.

COLORS: LEGEND — BLACK
 BACKGROUND — WHITE (RETROREFLECTIVE)



C 300

R9-6

BICYCLISTS YIELD TO PEDESTRIANS

*See page 6-7 for symbol design.

COLORS: LEGEND — BLACK
 BACKGROUND — WHITE (RETROREFLECTIVE)



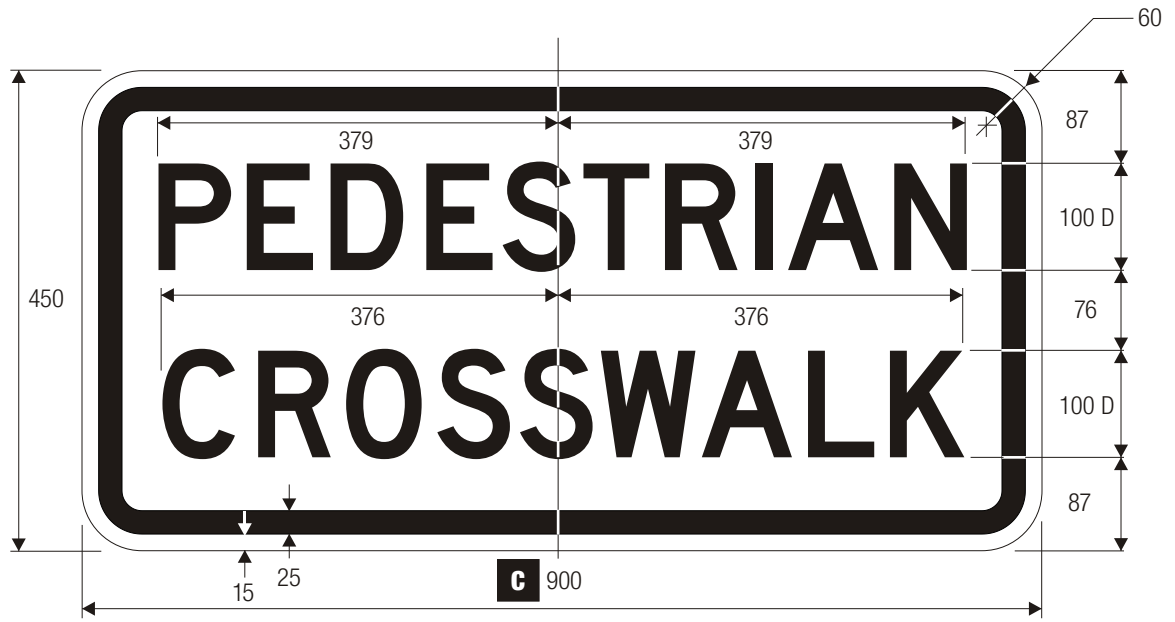
C 300

R9-7

KEEP LEFT/RIGHT TO PEDESTRIANS AND BICYCLISTS

*See pages 6-7 and 6-10 for symbol design.

COLORS: LEGEND — BLACK
 BACKGROUND — WHITE (RETROREFLECTIVE)



R9-8

PEDESTRIAN CROSSWALK

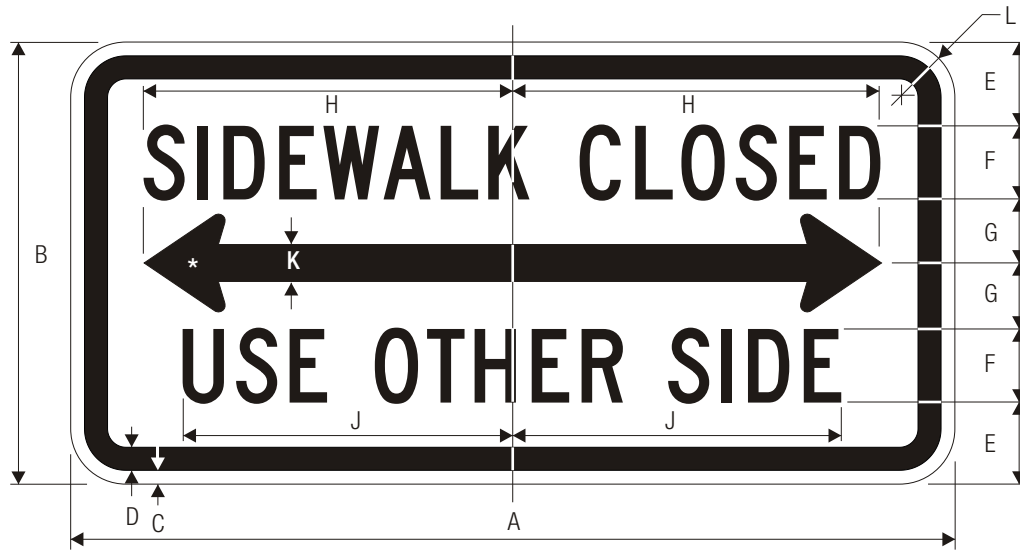


R9-9

SIDEWALK CLOSED

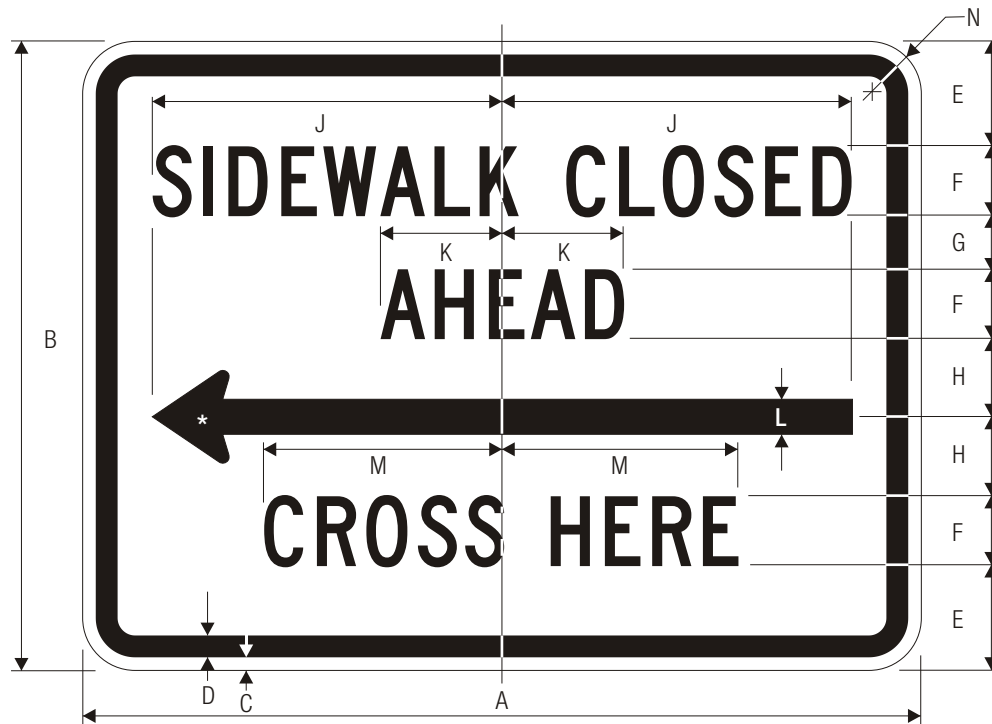
	A	B	C	D	E	F	G	H	J	K
	600	300	10	15	55	75 D	40	234	180.5	50
C	750	450	13	20	87	100 D	76	312.5	240.5	50

COLORS: LEGEND — BLACK
 BACKGROUND — WHITE (RETROREFLECTIVE)



R9-10 SIDEWALK CLOSED USE OTHER SIDE

A	B	C	D	E	F	G	H	J	K	L
600	300	10	15	45	50 C	55	250	223.5	40	50
1200	600	20	30	112	100 C	88	500	447	50	70

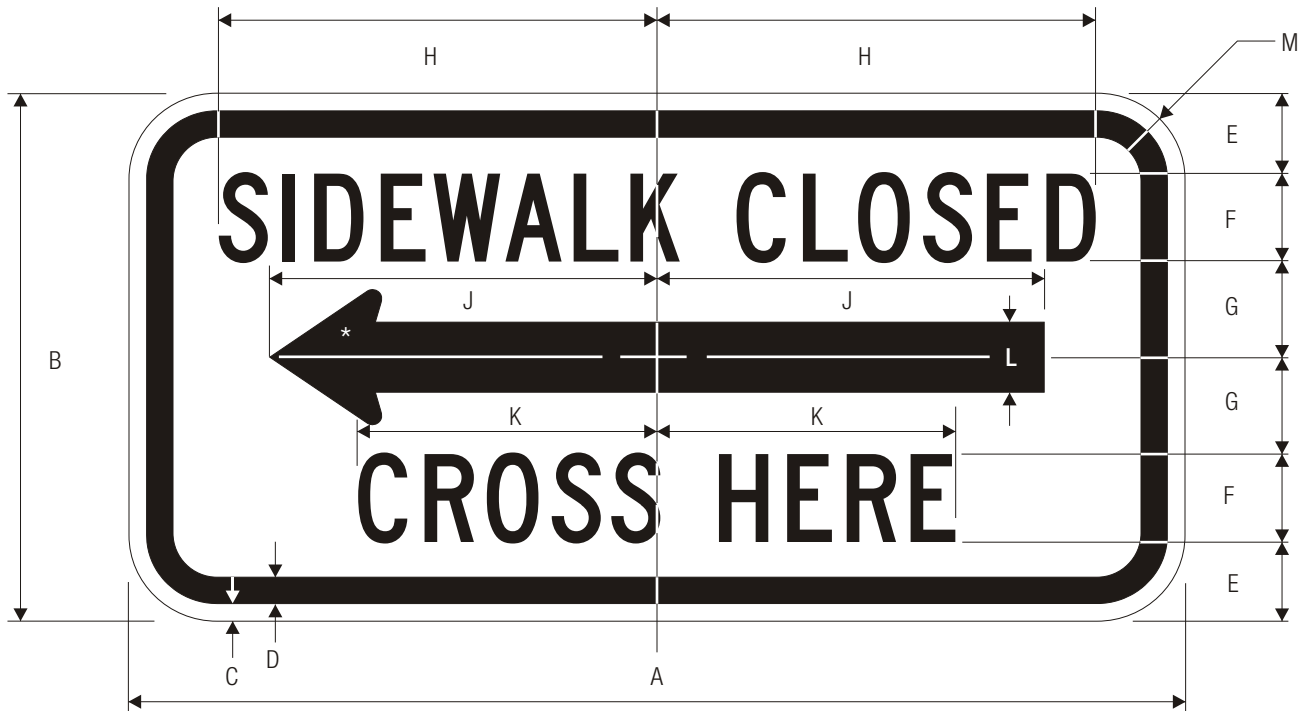


R9-11 SIDEWALK CLOSED AHEAD CROSS HERE

A	B	C	D	E	F	G	H	J	K	L	M	N
600	300	10	15	45	40 D	20	35	234	85.5	17	157	50
1200	900	20	30	150	100 C	74	113	500	175.4	50	339.5	70

COLORS: LEGEND — BLACK
BACKGROUND — WHITE (RETROREFLECTIVE)

*See page 6-2 for arrow design.



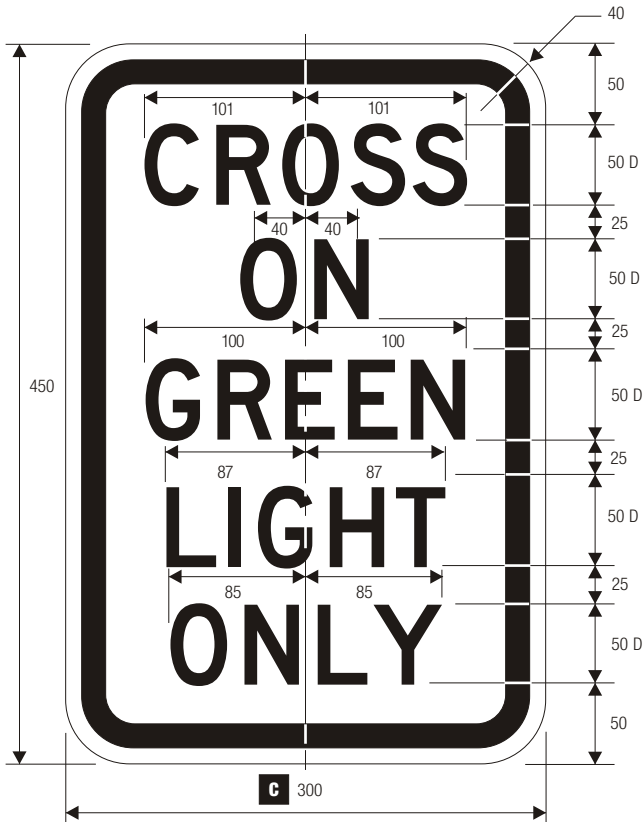
R9-11a

SIDEWALK CLOSED CROSS HERE


*See page 6-2 for arrow design.

A	B	C	D	E	F	G	H	J	K	L	M
600	300	10	15	45	50 C	55	250	220	169.5	40	50
1200	600	20	30	112	100 C	88	500	440	339.5	50	70

COLORS: LEGEND — BLACK
 BACKGROUND — WHITE (RETROREFLECTIVE)



R10-1
CROSS ON GREEN LIGHT ONLY

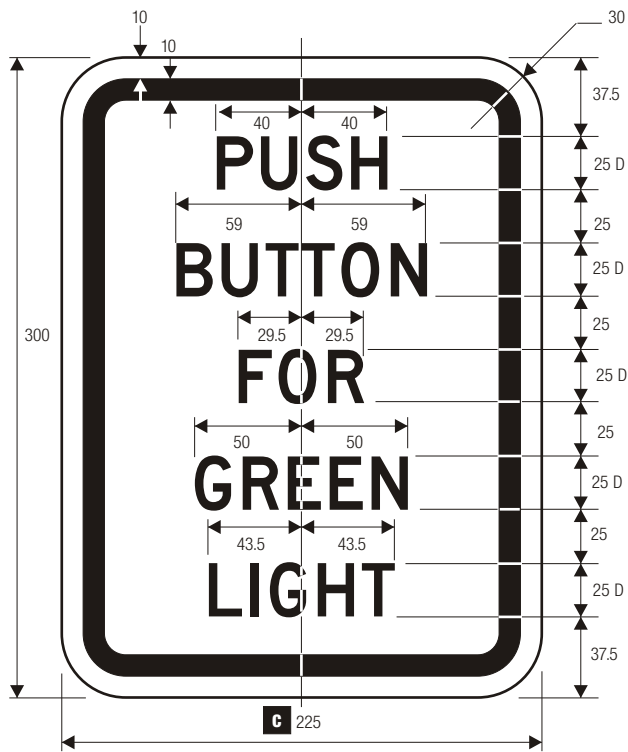


R10-2a
CROSS ONLY ON WALK SIGNAL

COLORS: LEGEND — BLACK
BACKGROUND — WHITE (RETROREFLECTIVE)

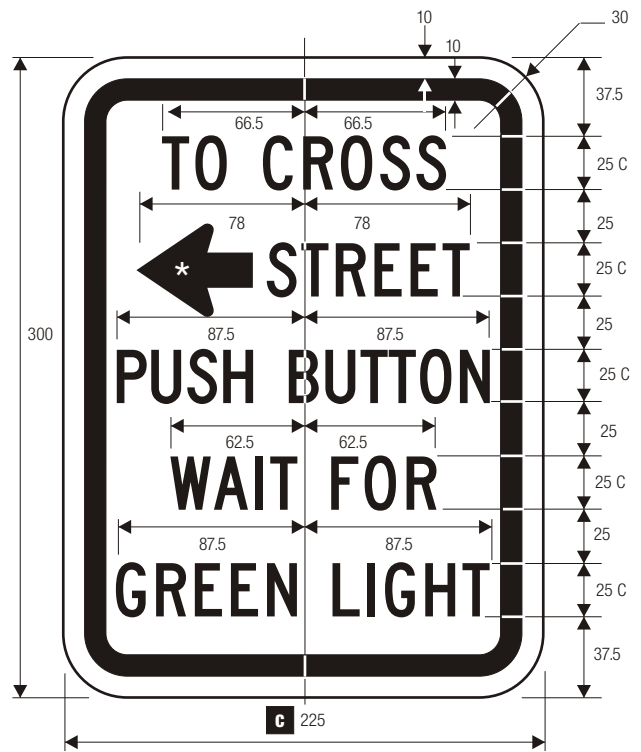
*Reduce spacing to fit.
**See page 6-10 for symbol design.

COLORS: LEGEND — BLACK
SYMBOL — WHITE (RETROREFLECTIVE) ON BLACK
BACKGROUND — WHITE (RETROREFLECTIVE)



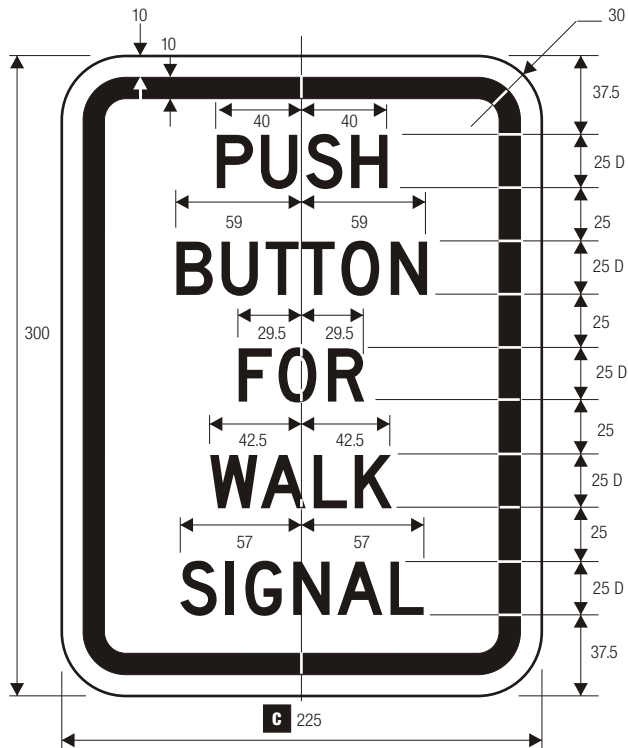
R10-3

PEDESTRIAN TRAFFIC SIGNAL




R10-3a

PEDESTRIAN TRAFFIC SIGNAL



R10-4

PEDESTRIAN TRAFFIC SIGNAL

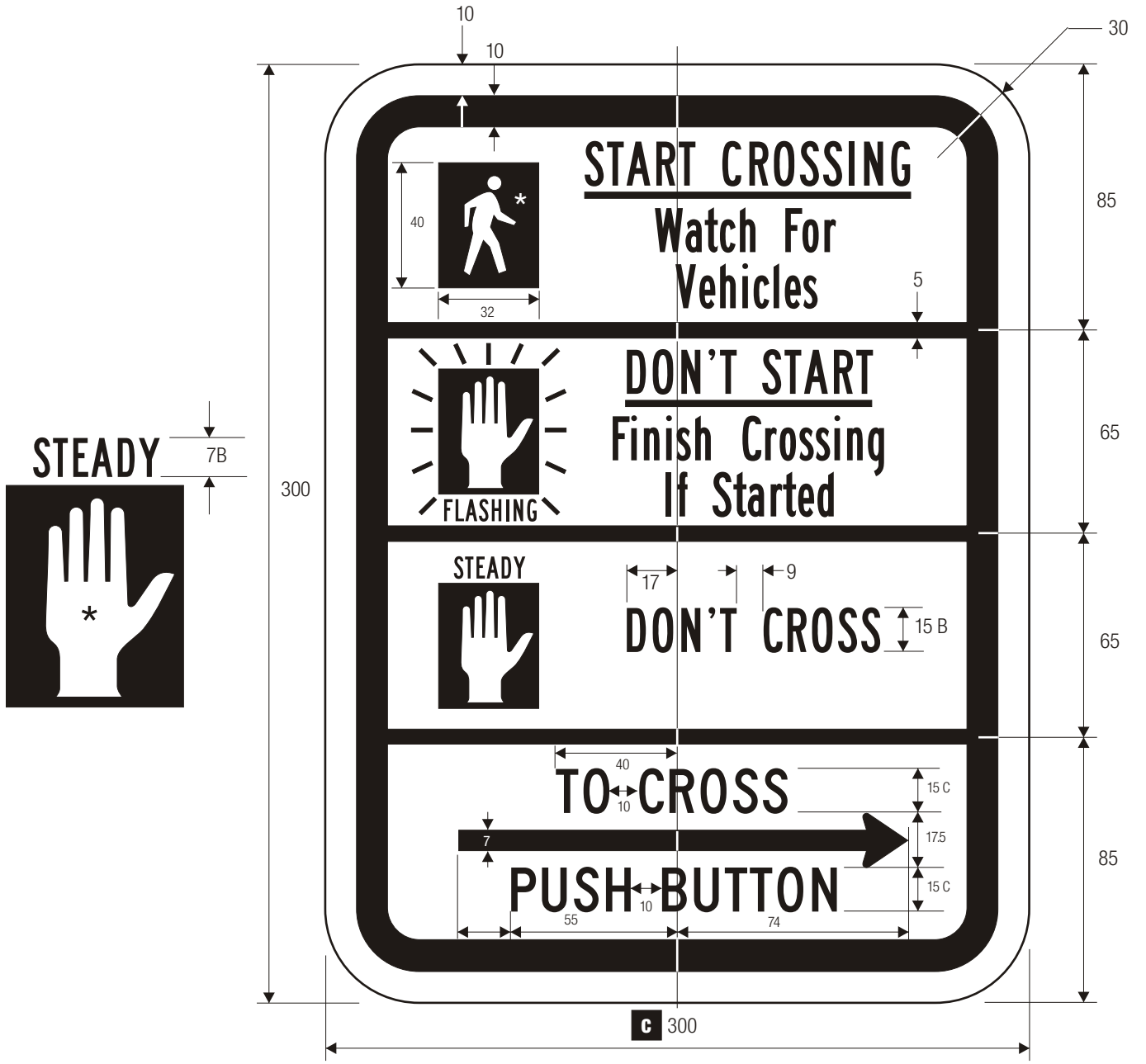


R10-4a

PEDESTRIAN TRAFFIC SIGNAL

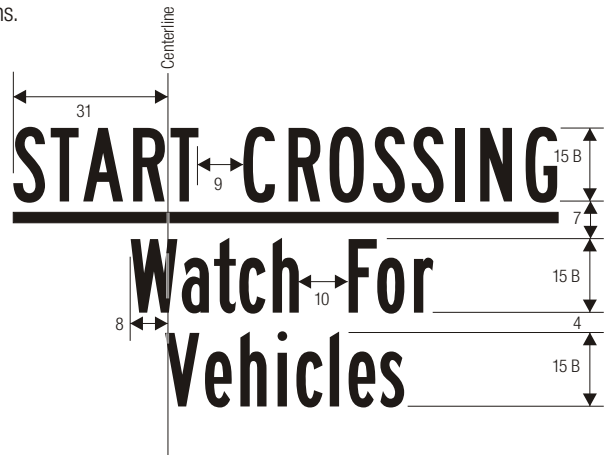
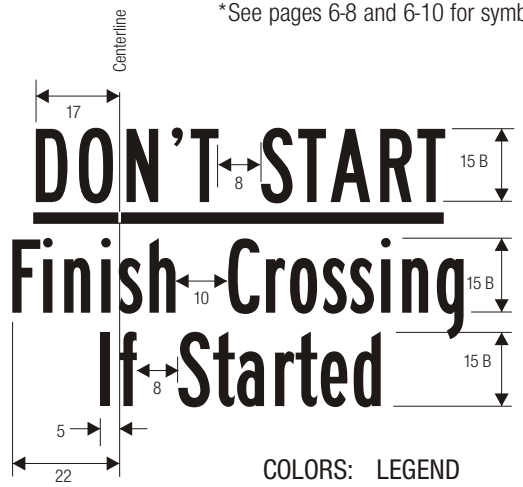
COLORS: LEGEND & SYMBOL – BLACK
 BACKGROUND – WHITE (RETROREFLECTIVE)

*See page 6-2 for arrow design

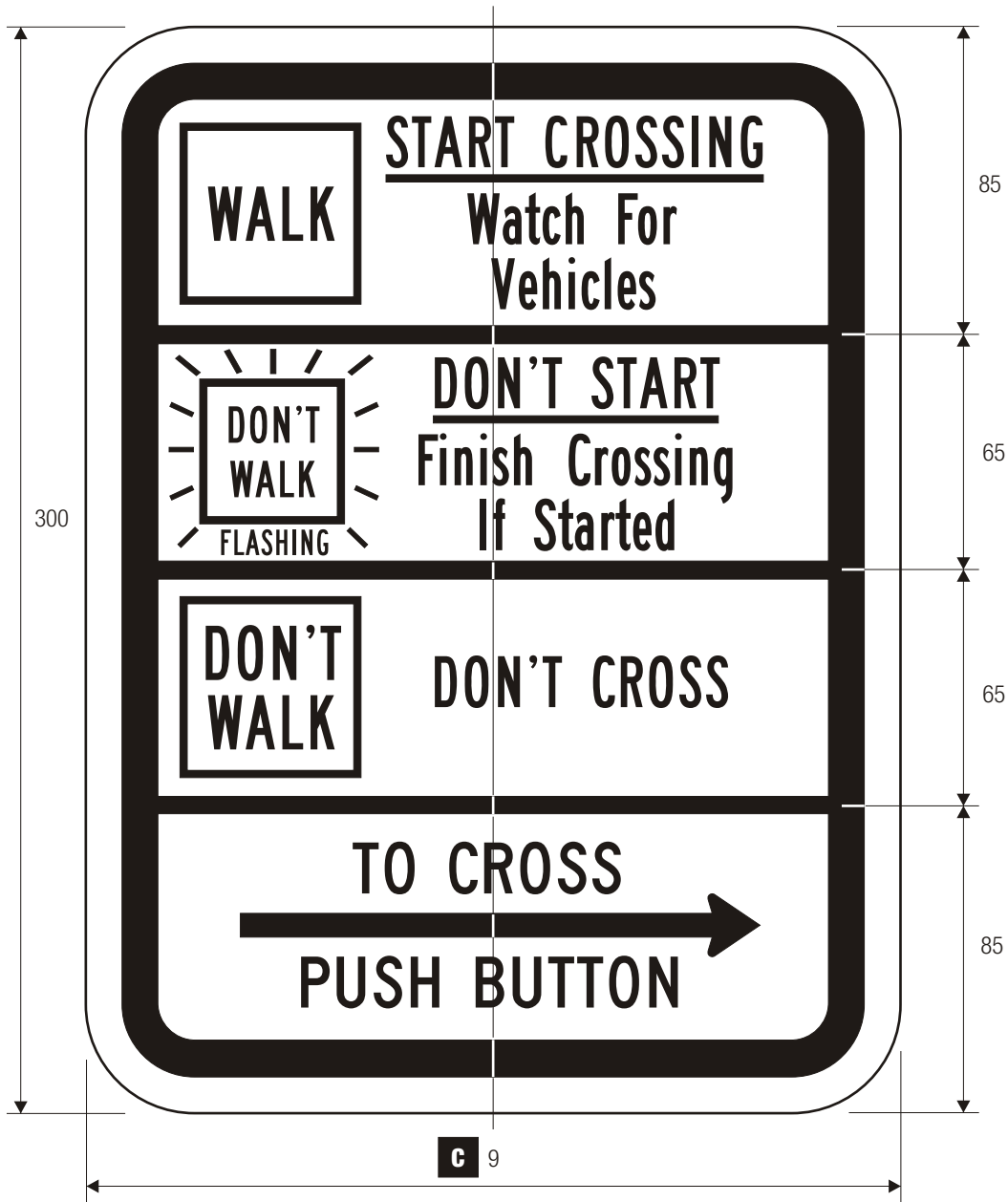


R10-3b PEDESTRIAN TRAFFIC SIGNAL

*See pages 6-8 and 6-10 for symbol designs.

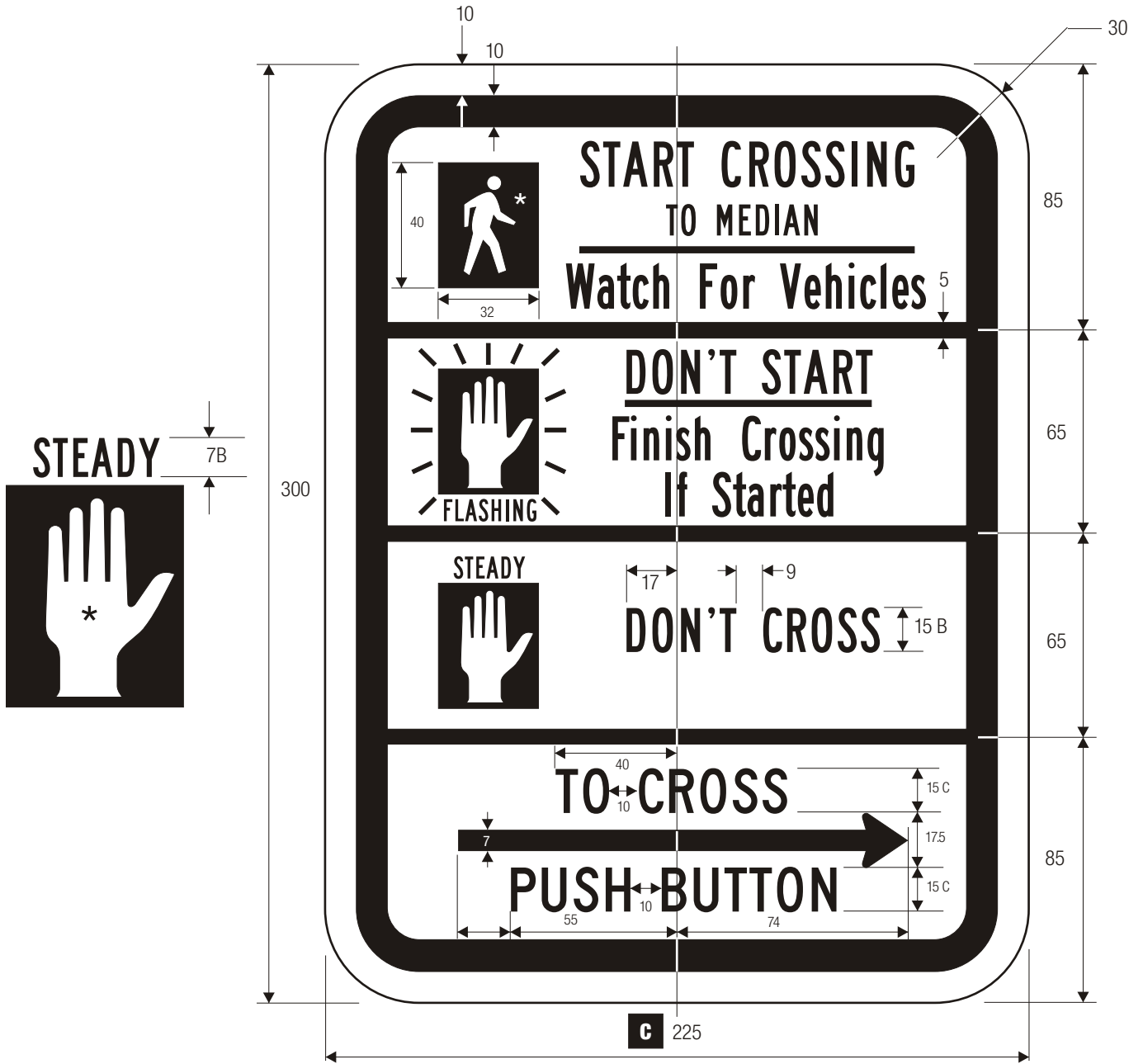


COLORS: LEGEND — BLACK
 BACKGROUND — WHITE (RETROREFLECTIVE)
 HAND SYMBOL — ORANGE (RETROREFLECTIVE)


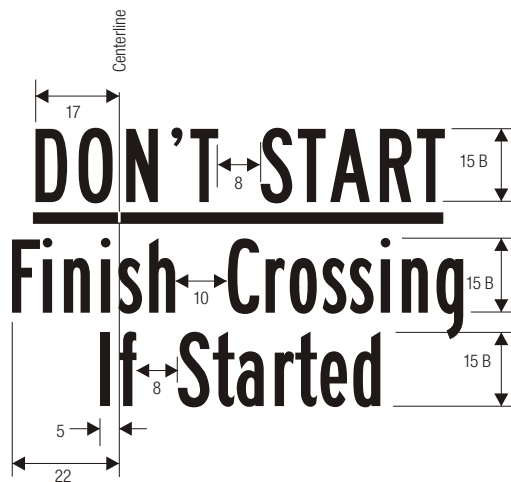


R10-3c
PEDESTRIAN TRAFFIC SIGNAL

COLORS: LEGEND — BLACK
 BACKGROUND — WHITE (RETROREFLECTIVE)
 DON'T WALK — ORANGE (RETROREFLECTIVE)




R10-3d PEDESTRIAN TRAFFIC SIGNAL

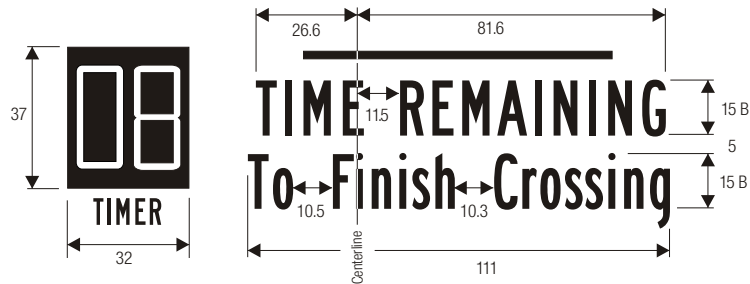


*See pages 6-8 and 6-10 for symbol designs.


COLORS: LEGEND — BLACK
 BACKGROUND — WHITE (RETROREFLECTIVE)
 HAND SYMBOL — ORANGE (RETROREFLECTIVE)



R10-3e
COUNT-DOWN PEDESTRIAN



COLORS: LEGEND — BLACK
 BACKGROUND — WHITE (RETROREFLECTIVE)
 08, HAND SYMBOL — ORANGE (RETROREFLECTIVE)



R10-4b

PEDESTRIAN TRAFFIC SIGNAL

*See page 6-10 for design.
 **See page 6-2 for design.

COLORS: LEGEND — BLACK
 SYMBOL — WHITE (RETROREFLECTIVE) ON BLACK
 BACKGROUND — WHITE (RETROREFLECTIVE)



R10-5

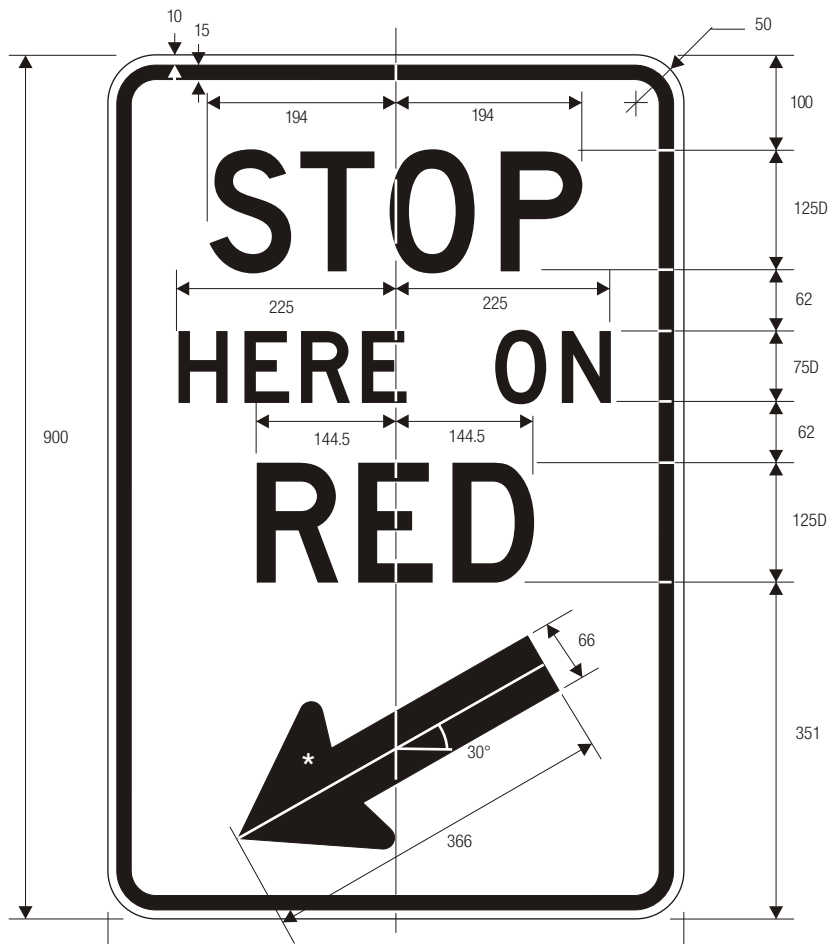
LEFT ON GREEN ARROW ONLY

*Reduce spacing to fit.

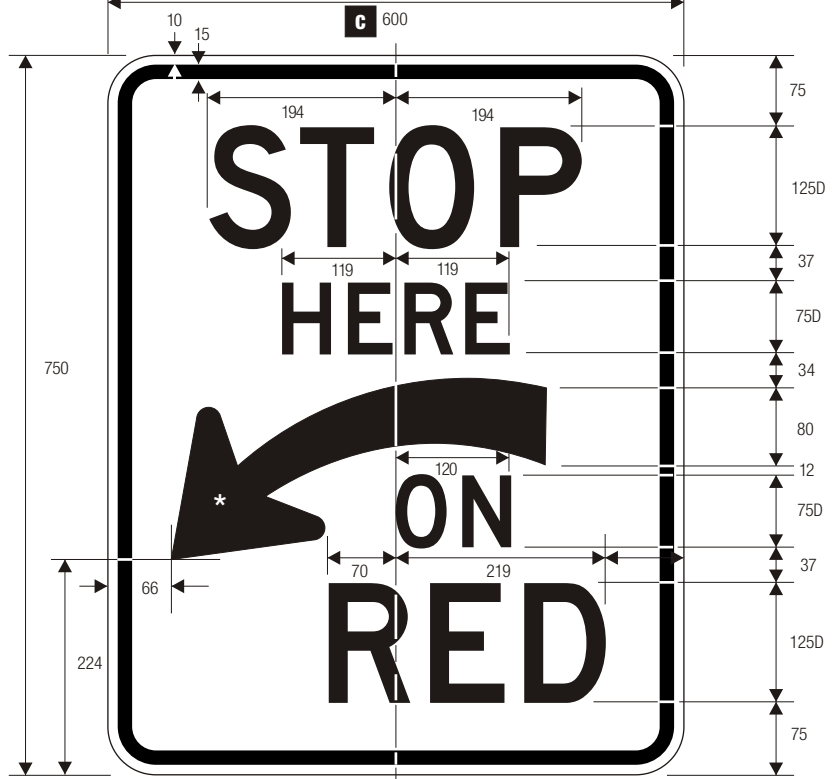
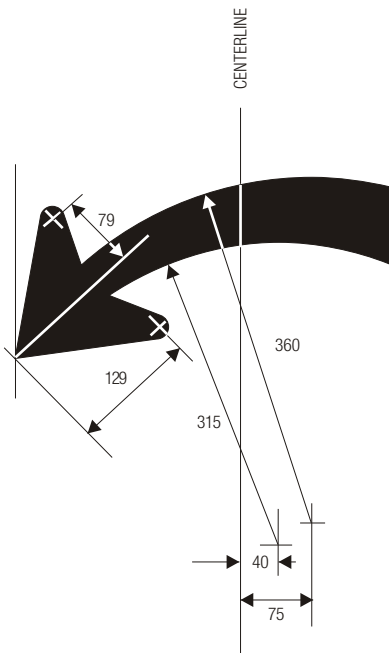
	A	B	C	D	E	F	G	H	J	K	L	M
C	600	750	10	15	82	100 C	62	218	169.5	184	133	50
	750	900	13	20	107	125 C	62	272.5	212	229.5	164	50
	1200	1500	20	30	161	200 C	126	436	339.5	367.5	263	70

COLORS: LEGEND — BLACK
 BACKGROUND— WHITE (RETROREFLECTIVE)

R10-6
STOP HERE ON RED




*See page 6-2 for arrow design.



R10-6a STOP HERE ON RED

COLORS: LEGEND BLACK
BACKGROUND WHITE (RETROREFLECTIVE)



C 600

R10-7

DO NOT BLOCK INTERSECTION

COLORS: LEGEND BLACK
 BACKGROUND WHITE (RETROREFLECTIVE)



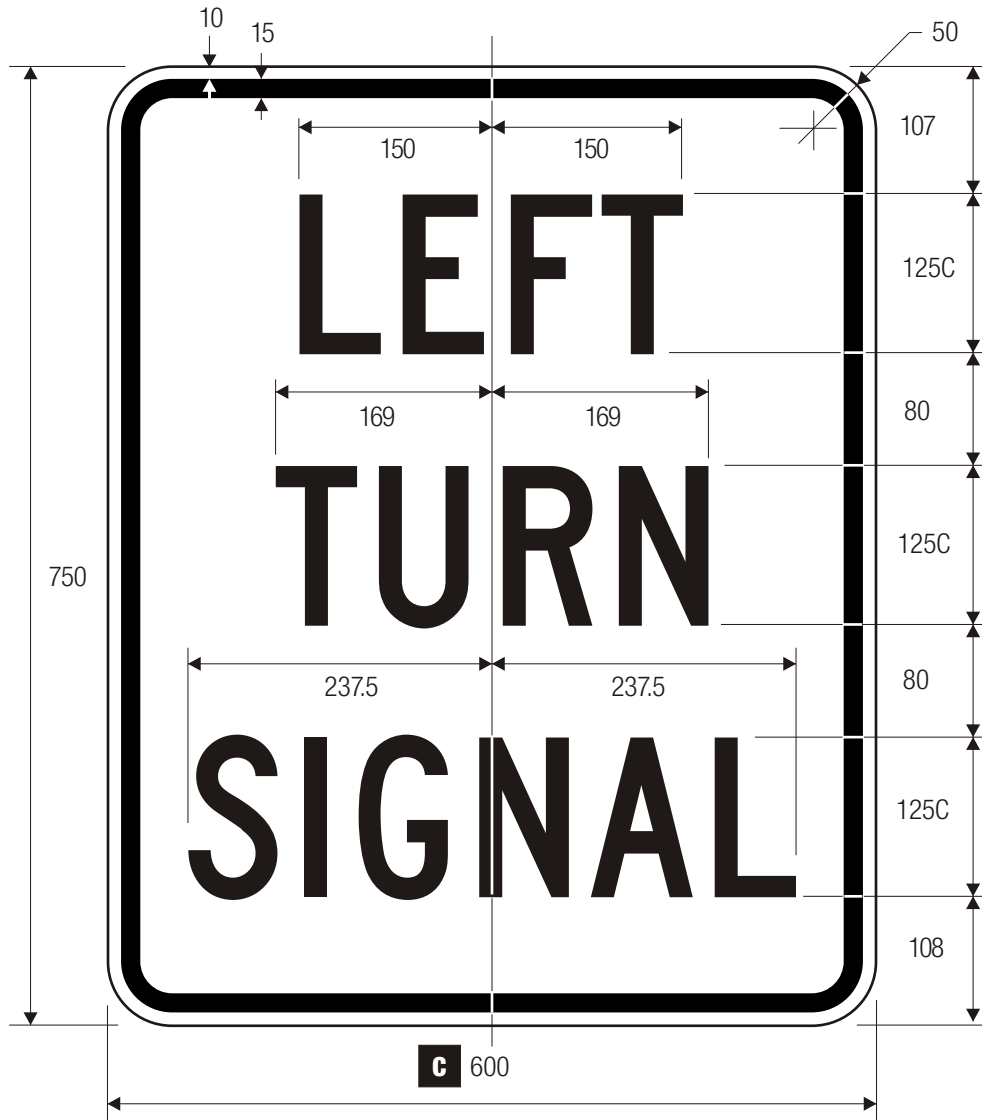
R10-8

USE LANE WITH ARROW

C

A	B	C	D	E	F	G	H	J	K	L	M	N
600	750	10	15	79.5	75 E	54	103.5	143.5	123.5	178	195	50
750	900	10	15	95	90 E	65	124	172	148.5	213.5	234	50
900	1050	15	25	95	112 E	75	154.5	214	184.5	265.5	291.5	60
1500	1800	20	30	150	200 E	125	276	382.5	329.5	474.5	520.5	70

COLORS: LEGEND — BLACK
 BACKGROUND — WHITE (RETROREFLECTIVE)



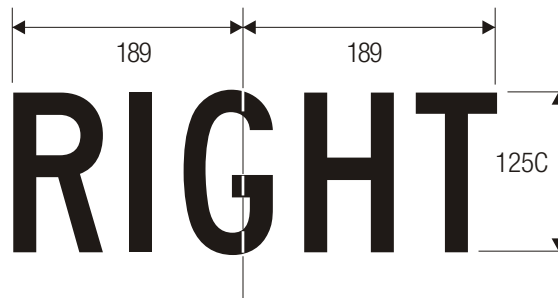
C 600

R10-10L

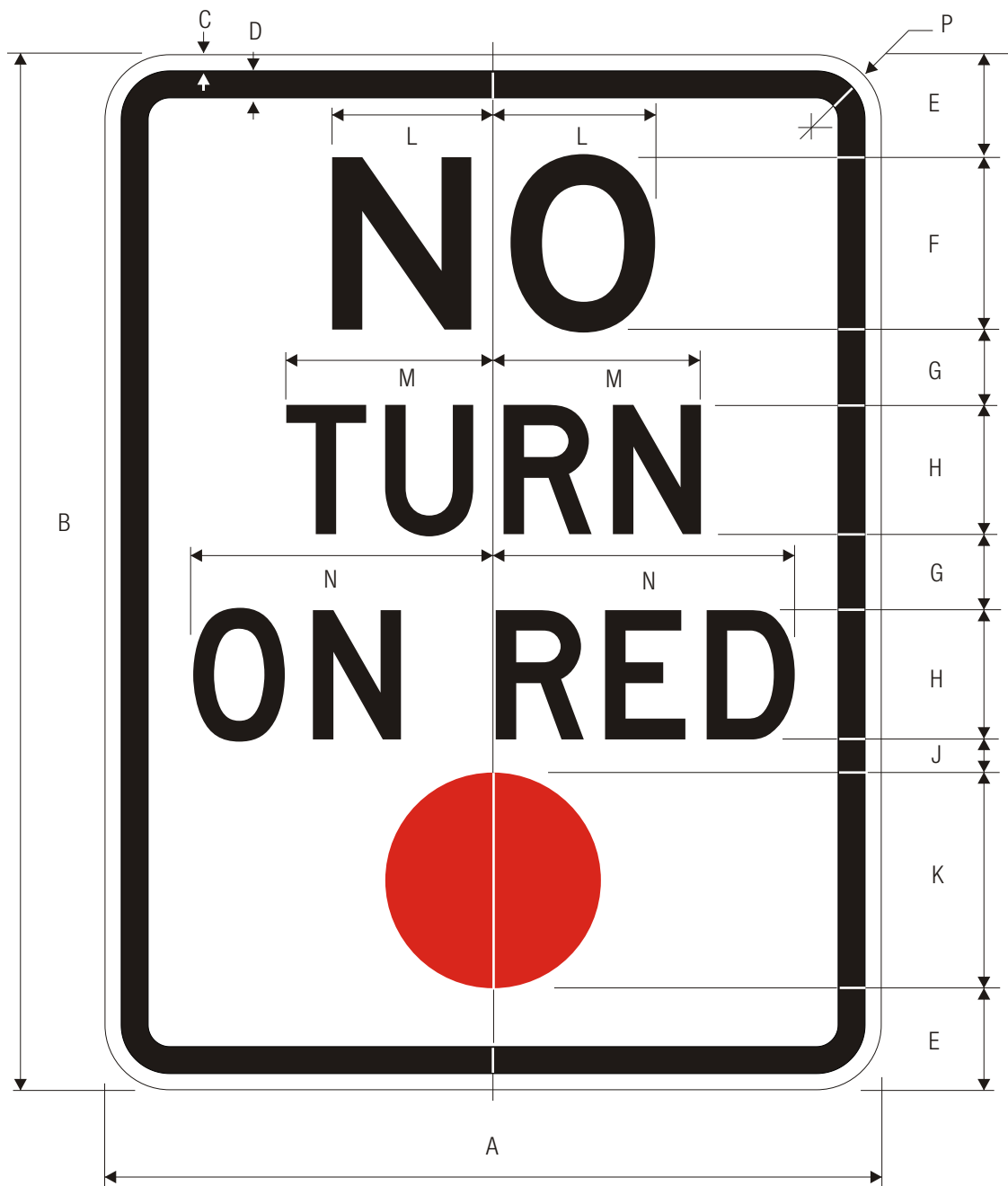
LEFT (RIGHT) TURN SIGNAL



R10-10R



COLORS: LEGEND — BLACK
 BACKGROUND— WHITE (RETROREFLECTIVE)



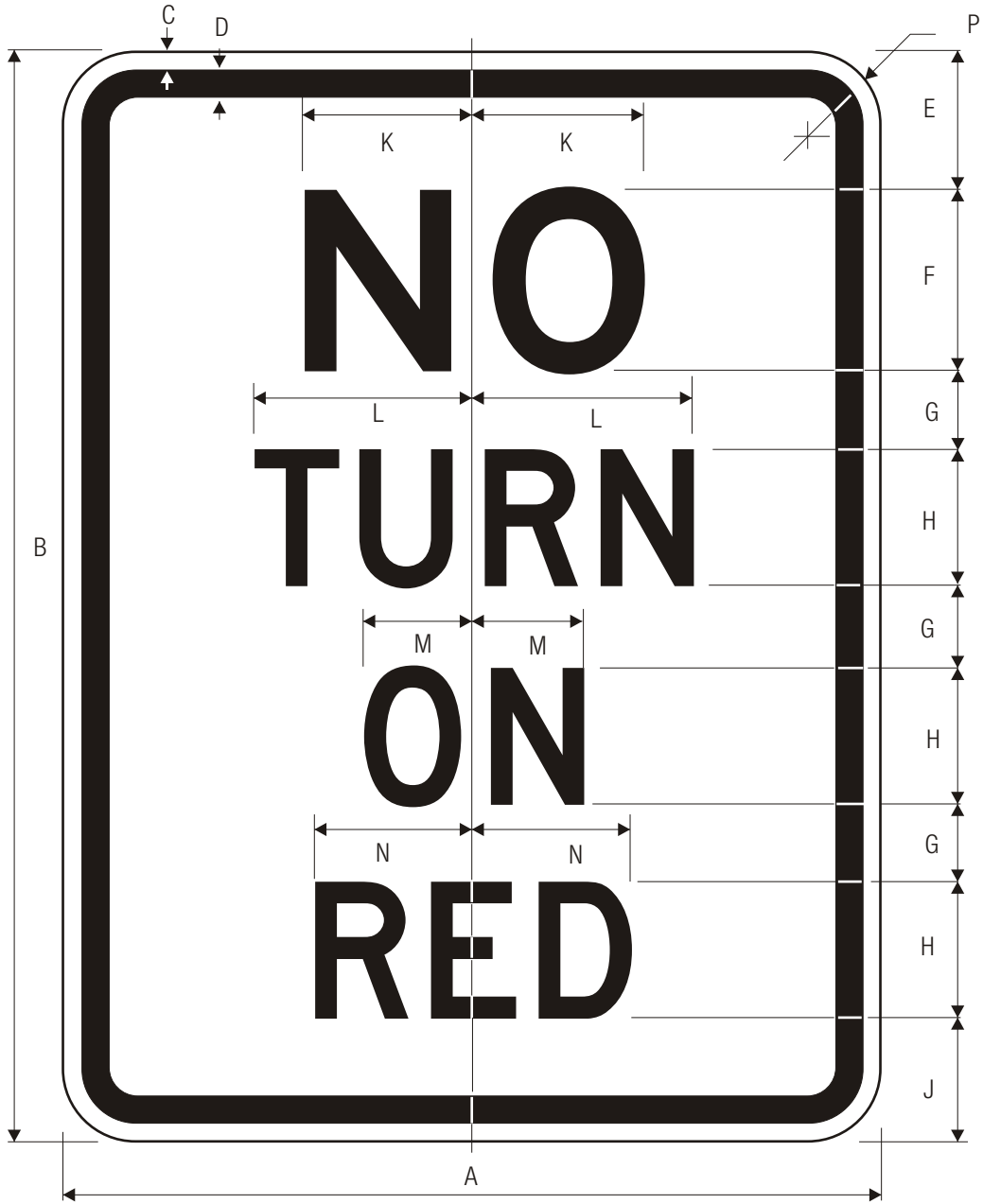
R10-11
NO TURN ON RED

A	B	C	D	E	F	G	H	J	K	L
450	600	10	15	75	100 E	28	75 D	19	125	93.5
600	750	13	15	68	125 E	50	100 D	39	150	117
900	1200	15	25	117	200 E	88	150 D	40	250	187.5

C

M	N	P
120	174.5	40
202.5	232.5	50
240.5	348.5	60

COLORS: LEGEND — BLACK
 SYMBOL — RED (RETROREFLECTIVE)
 BACKGROUND — WHITE (RETROREFLECTIVE)



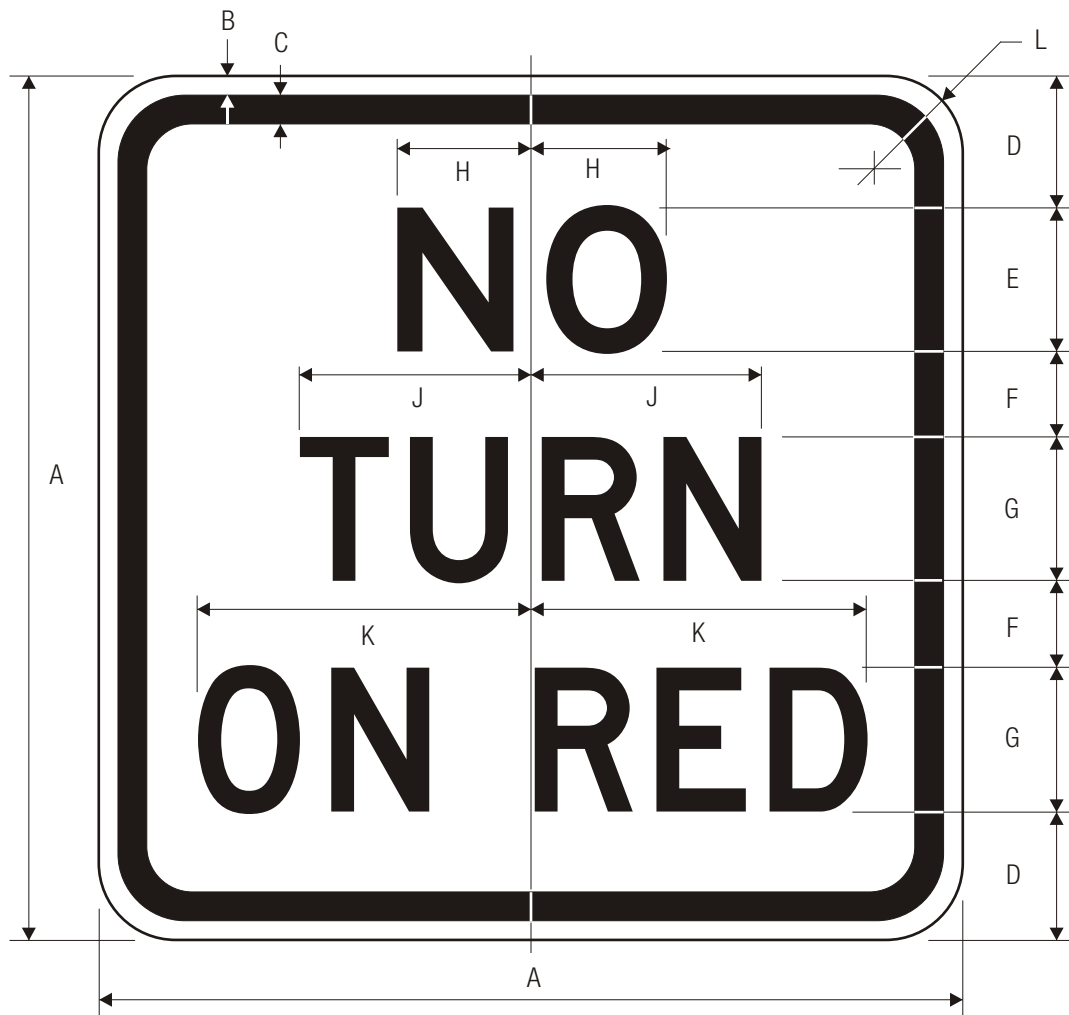
R10-11a
NO TURN ON RED

C

A	B	C	D	E	F	G	H	J	K	L	M
600	750	13	15	82	125 E	56	100 D	75	117	160.5	80.5
900	1200	15	25	150	200 E	87	150 D	139	188	240.5	120.5

N	P
115.5	50
173.5	60

COLORS: LEGEND — BLACK
BACKGROUND — WHITE (RETROREFLECTIVE)

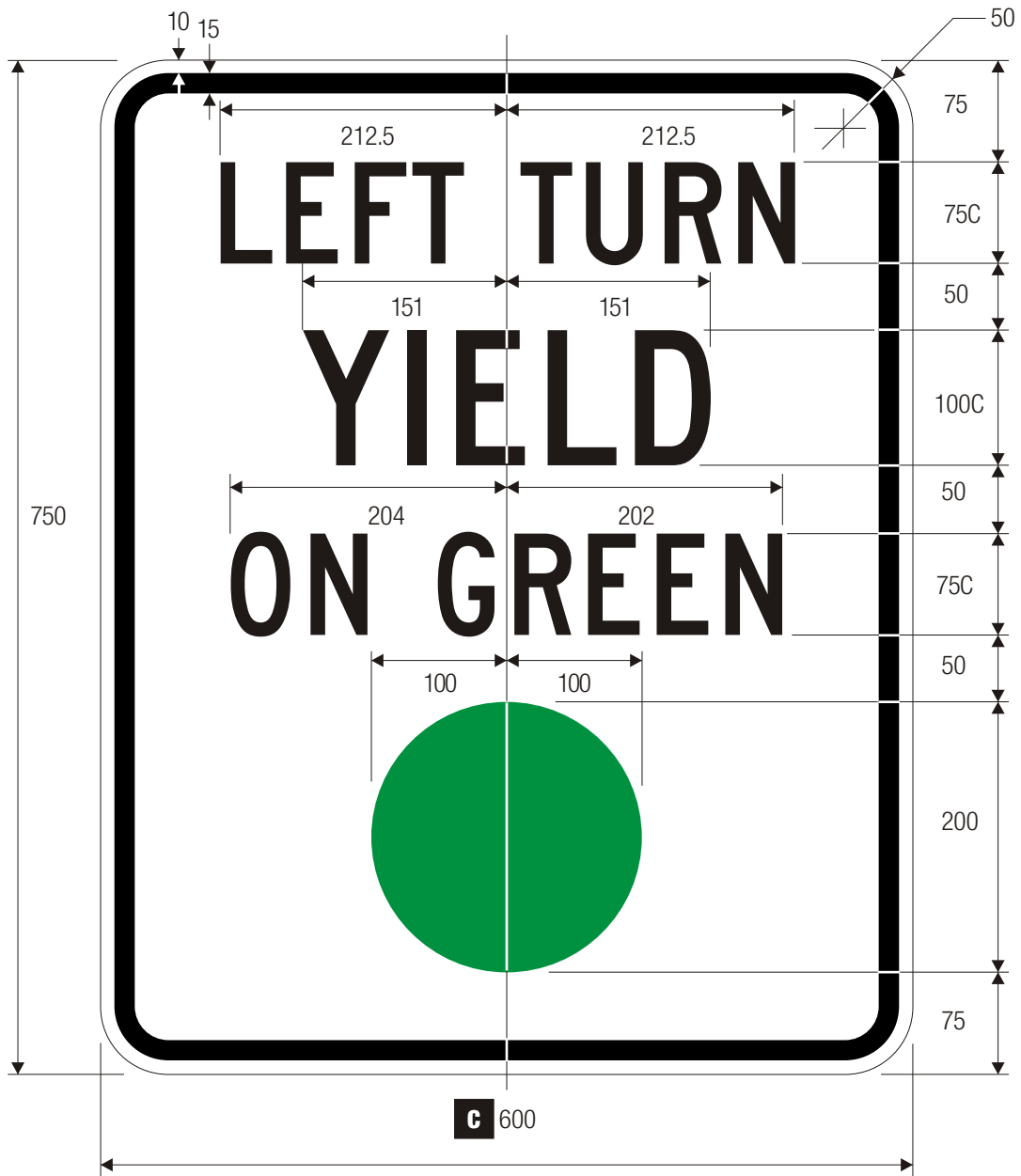


R10-11b
NO TURN ON RED

C

A	B	C	D	E	F	G	H	J	K	L
600	10	15	87	100 E	63	100 D	93.5	160.5	232.5	50
750	13	20	112	125 E	75.5	125 D	117	200.5	290.5	50
900	15	25	125	150 E	100	150 D	140.5	240.5	348.5	60

COLORS: LEGEND — BLACK
BACKGROUND — WHITE (RETROREFLECTIVE)




C 600

R10-12

LEFT TURN YIELD ON GREEN

COLORS: LEGEND — BLACK
 BACKGROUND— WHITE (RETROREFLECTIVE)
 SYMBOL — GREEN (RETROREFLECTIVE)



R10-13

EMERGENCY SIGNAL

COLORS: LEGEND — BLACK
 BACKGROUND — WHITE (RETROREFLECTIVE)




R10-15

TURNING TRAFFIC MUST YIELD TO PEDESTRIANS

A	B	C	D	E	F	G	H	J	K	L	M	N	P
600	750	10	15	105	63 D	50	88 D	170.5	161	142.5	180.5	265.5	50
750	900	13	20	112	75 D	69	100 D	203	191.5	162	215	316	50
900	1050	15	25	143	88 D	75	112 D	238	225	181.5	252.5	370.5	60

COLORS: LEGEND — BLACK
 BACKGROUND — WHITE (RETROREFLECTIVE)



R10-16

U-TURN YIELD TO RIGHT TURN

A	B	C	D	E	F	G	H	J	K	L	M	N
450	600	10	15	70	60 D	40	133.5	109.5	43.5	107	96	40
600	750	10	15	79.5	75 D	54	166.5	137	54.5	133.5	120	50
750	900	13	20	95	90 D	65	200	164.5	65.5	160.5	144	50

C

COLORS: LEGEND — BLACK
 BACKGROUND — WHITE (RETROREFLECTIVE)



R10-17a

RIGHT ON RED ARROW AFTER STOP

	A	B	C	D	E	F	G	H	J	K	L	M	N
C	750	900	13	20	80	100 D	60	178	232.5	219.5	195.5	155.5	50
	900	1200	15	25	117.5	125 D	85	222.5	290.5	274.5	244	194	60

COLORS: LEGEND — BLACK
 BACKGROUND — WHITE (RETROREFLECTIVE)

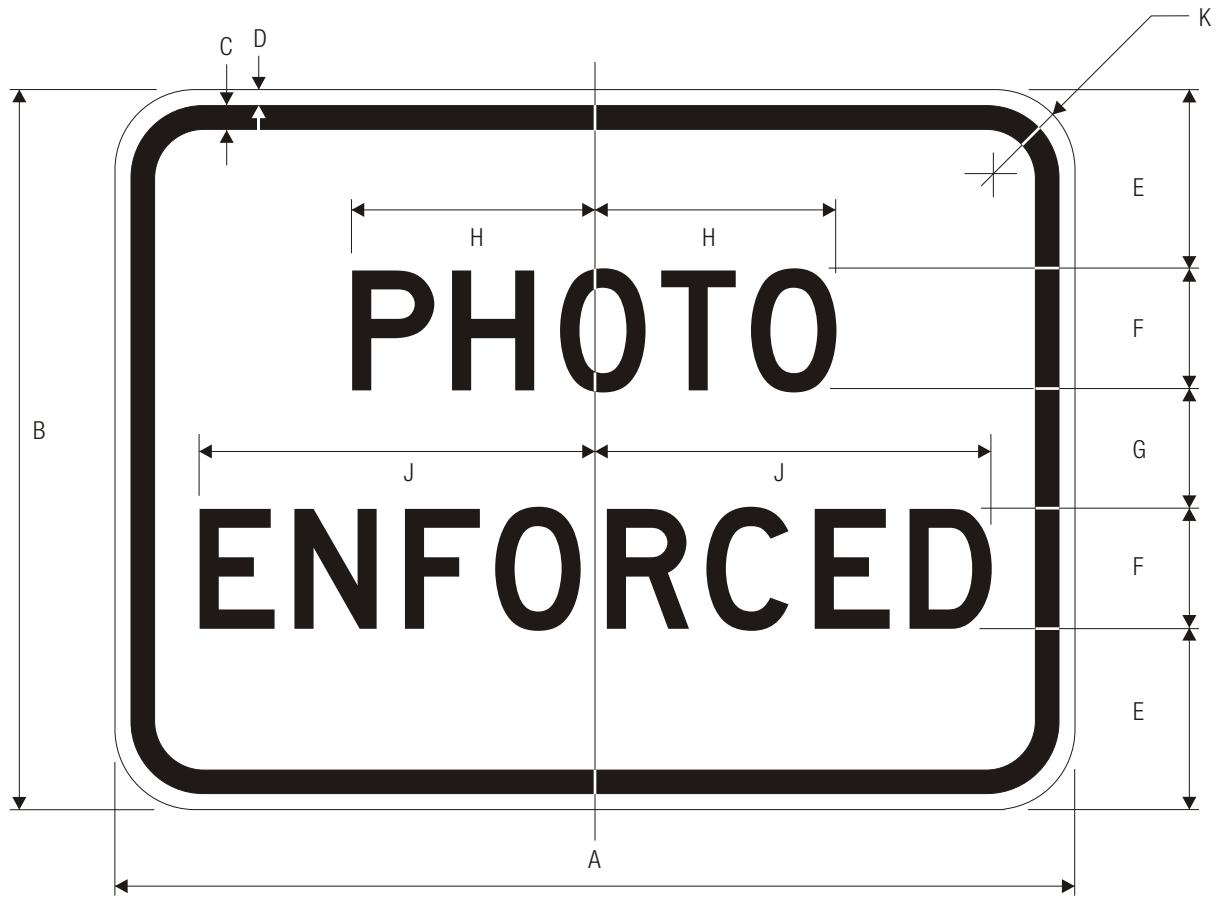


R10-18

TRAFFIC LAWS PHOTO ENFORCED

	A	B	C	D	E	F	G	H	J	K
C	600	300	10	15	75	50 C	50	191.5	242.5	50
	900	450	15	25	113	75 C	74	286	359.5	60
	1200	750	20	30	200	100 C	150	381	482	70
	1800	900	20	30	225	150 C	150	571.5	723	70

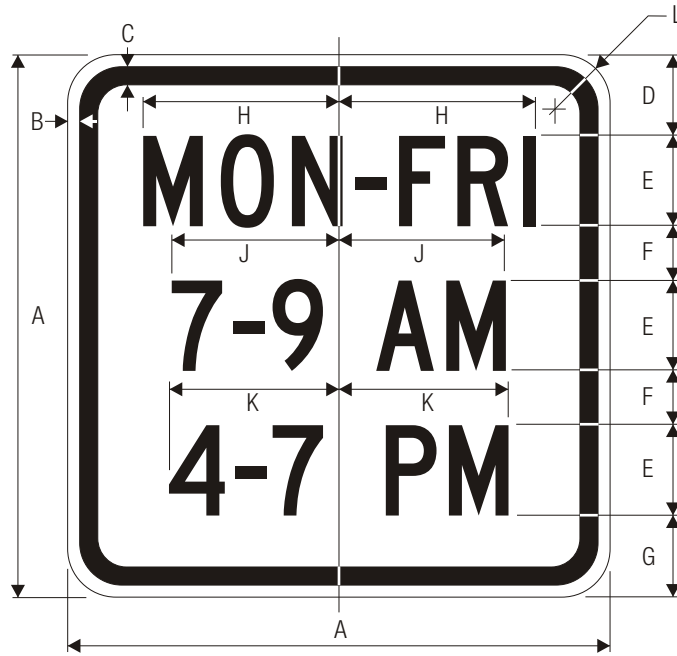
COLORS: LEGEND — BLACK
 BACKGROUND— WHITE (RETROREFLECTIVE)



R10-19
PHOTO ENFORCED

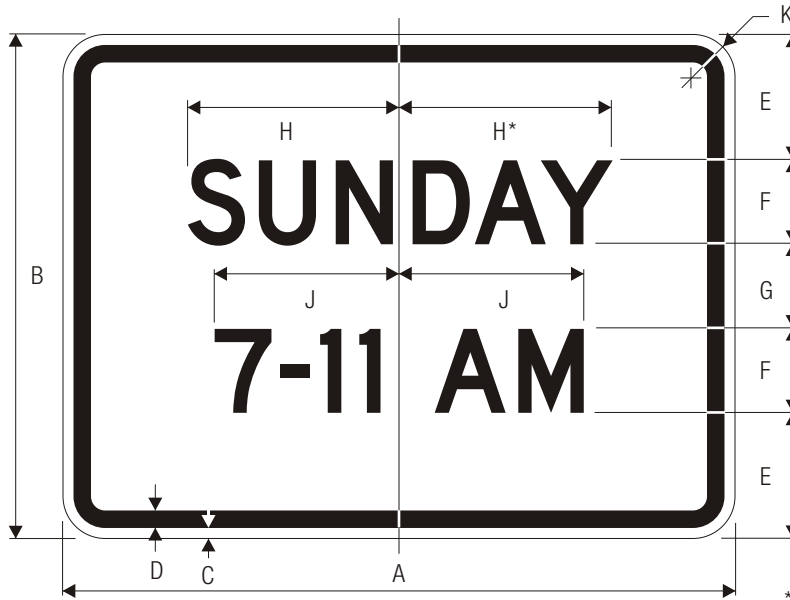
C	A	B	C	D	E	F	G	H	J	K
	600	450	10	15	113	75 D	74	151.5	247.5	50
	900	750	15	25	200	100 D	150	200.5	328	60
	1200	900	20	30	225	150 D	150	301	492	70

COLORS: LEGEND — BLACK
BACKGROUND — WHITE (RETROREFLECTIVE)



R10-20a MON-FRI (3 LINES)

	A	B	C	D	E	F	G	H	J	K	L
C	600	10	15	90	100 C	60	90	217	185	188	50
	750	13	20	112	125 C	75	113	271.5	231	234.5	50
	1200	20	30	175	200 C	125	175	434	369.5	375.5	70

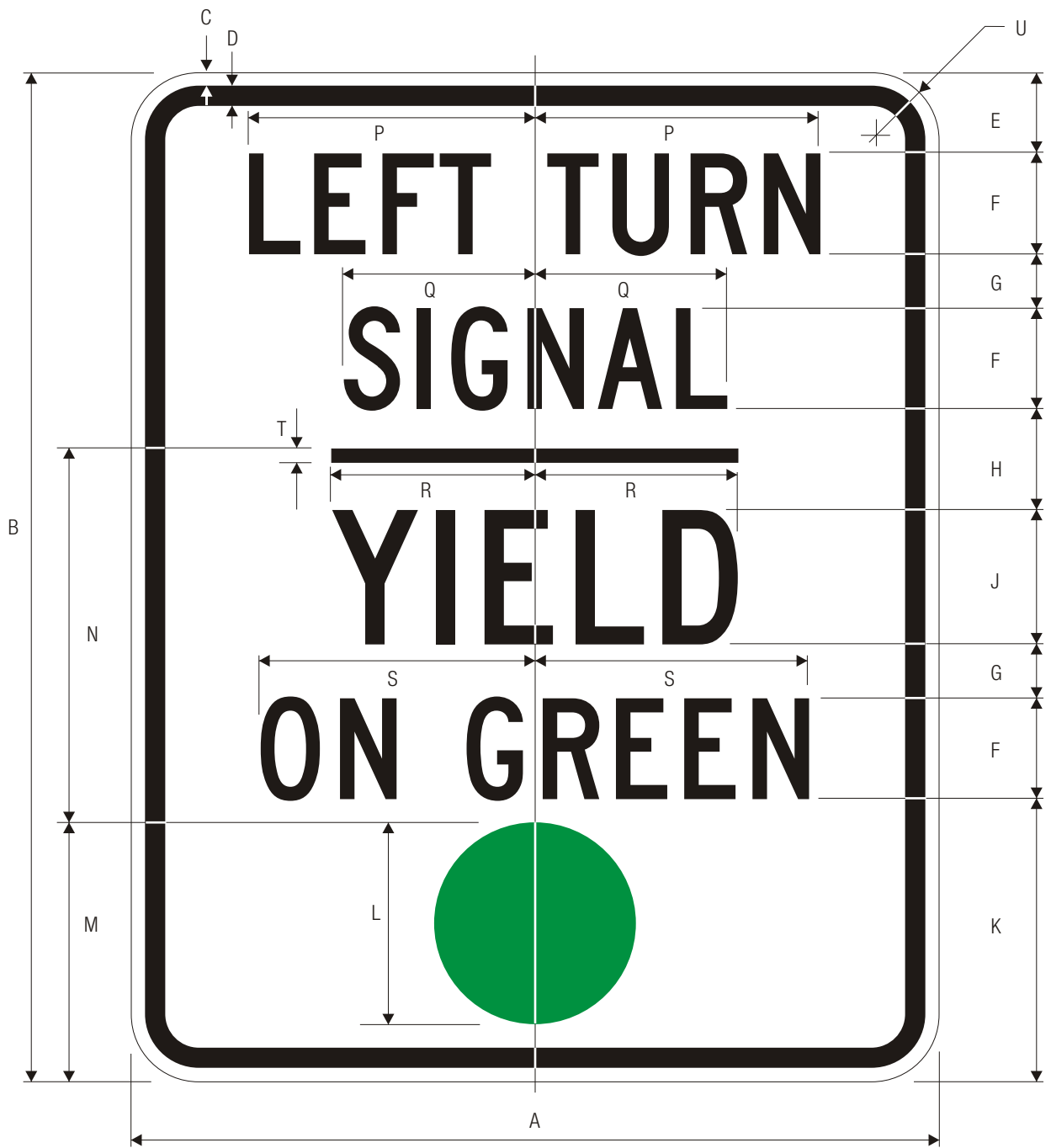


R10-20a SUNDAY (2 LINES)

*Reduce spacing to fit.

	A	B	C	D	E	F	G	H	J	K
C	600	450	10	15	112	75 D	76	191	165	50
	750	600	13	20	150	100 D	100	254.5	219.5	50
	1200	900	20	30	225	150 D	150	382	329.5	70

COLORS: LEGEND — BLACK
 BACKGROUND — WHITE (RETROREFLECTIVE)



R10-21

LEFT TURN SIGNAL YIELD ON GREEN

A	B	C	D	E	F	G	H	J	K	L
450	600	10	15	50	60 C	30	60	80 C	170	125
600	750	10	15	60	75 C	40	75	100 C	210	150
C 750	900	13	20	75	100 C	50	75	125 C	225	175

M	N	P	Q	R	S	T	U
160	214	170	114	120.5	163	8	40
193	277	212.5	142.5	151	204	10	50
216	328	283	190	188.5	272	12	50

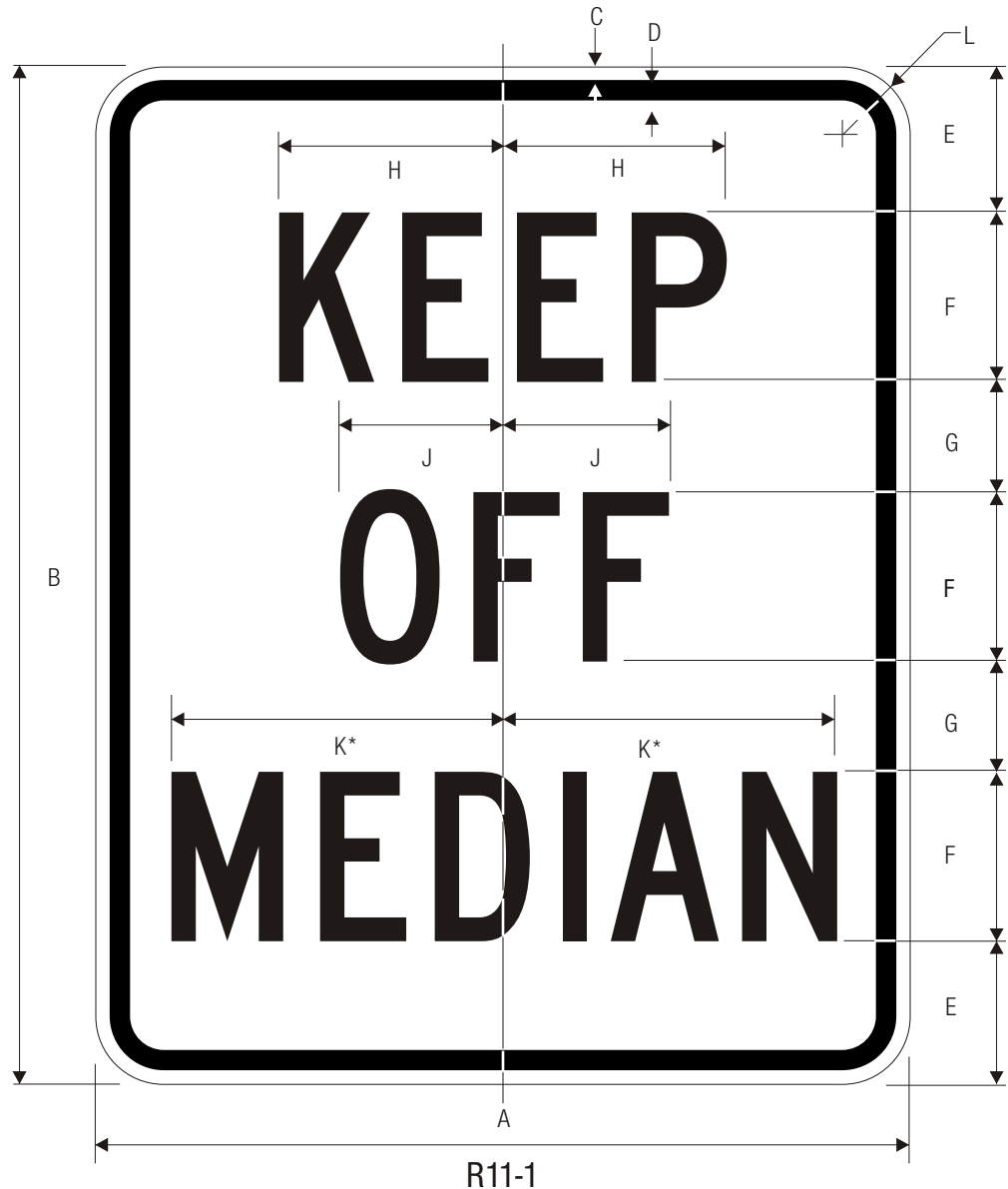
COLORS:
 LEGEND — BLACK
 BACKGROUND— WHITE (RETROREFLECTIVE)
 CIRCLE — GREEN (RETROREFLECTIVE)



R10-22
BIKE ACTUATION

*See pavement marking drawing for design.

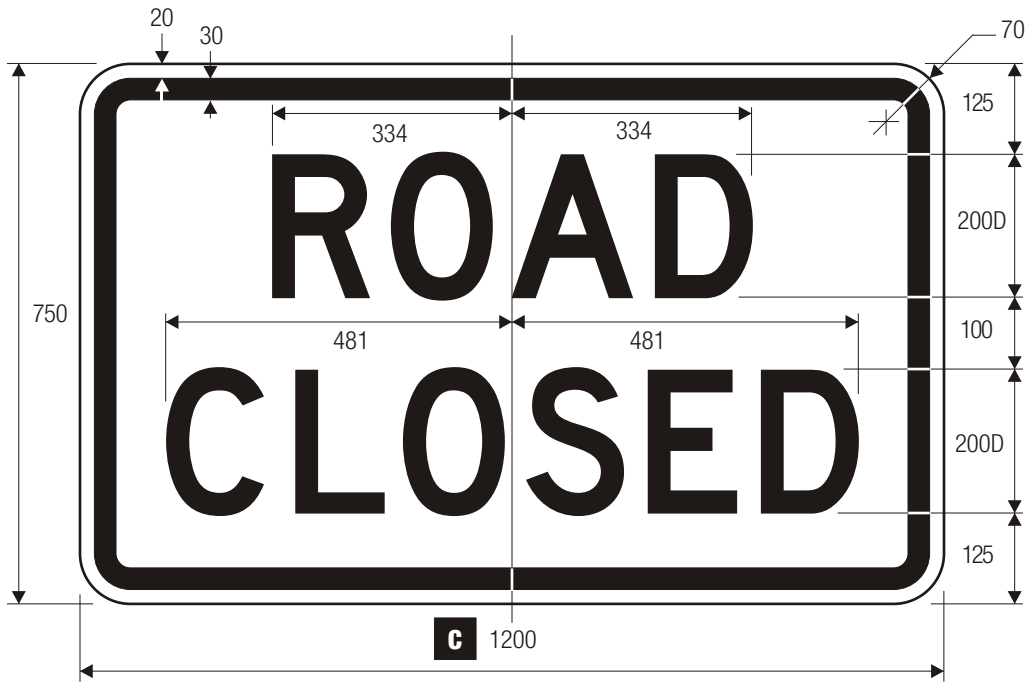
COLORS: LEGEND — BLACK
BACKGROUND — WHITE (RETROREFLECTIVE)



R11-1
 KEEP OFF MEDIAN *Reduce spacing to fit on 900 mm sign

	A	B	C	D	E	F	G	H	J	K	L
C	600	750	10	15	106	125 C	81.5	165	121	245.5	50
	900	1200	15	25	200	200 C	100	265.5	195	375	60
	1200	1500	20	30	250	250 C	125	332	244	494	70

COLORS: LEGEND — BLACK
 BACKGROUND— WHITE (RETROREFLECTIVE)

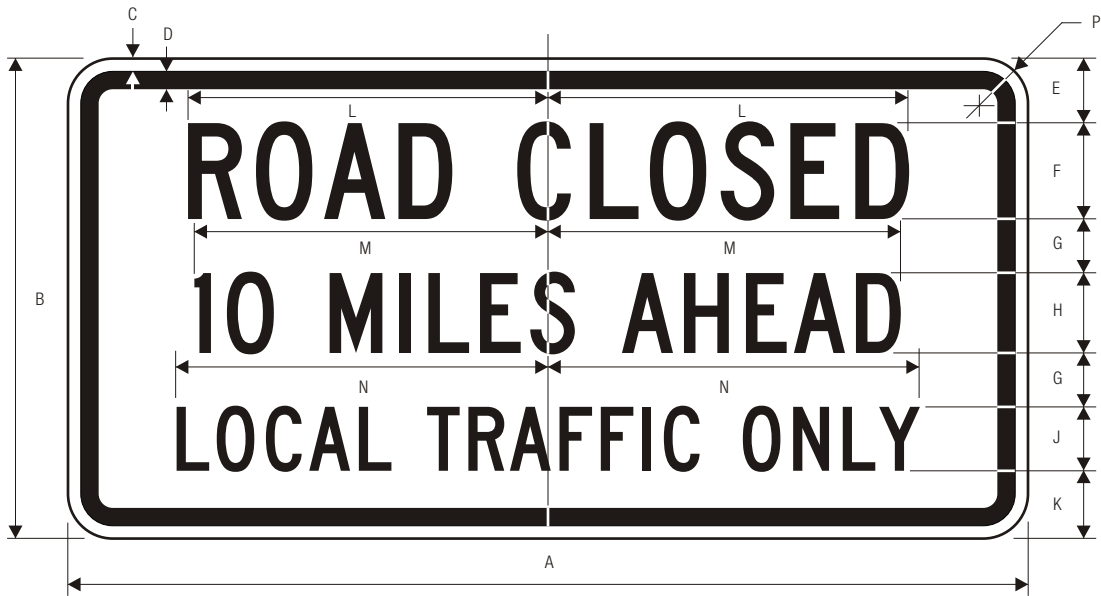


C 1200

R11-2

ROAD CLOSED

COLORS: LEGEND — BLACK
 BACKGROUND— WHITE (RETROREFLECTIVE)

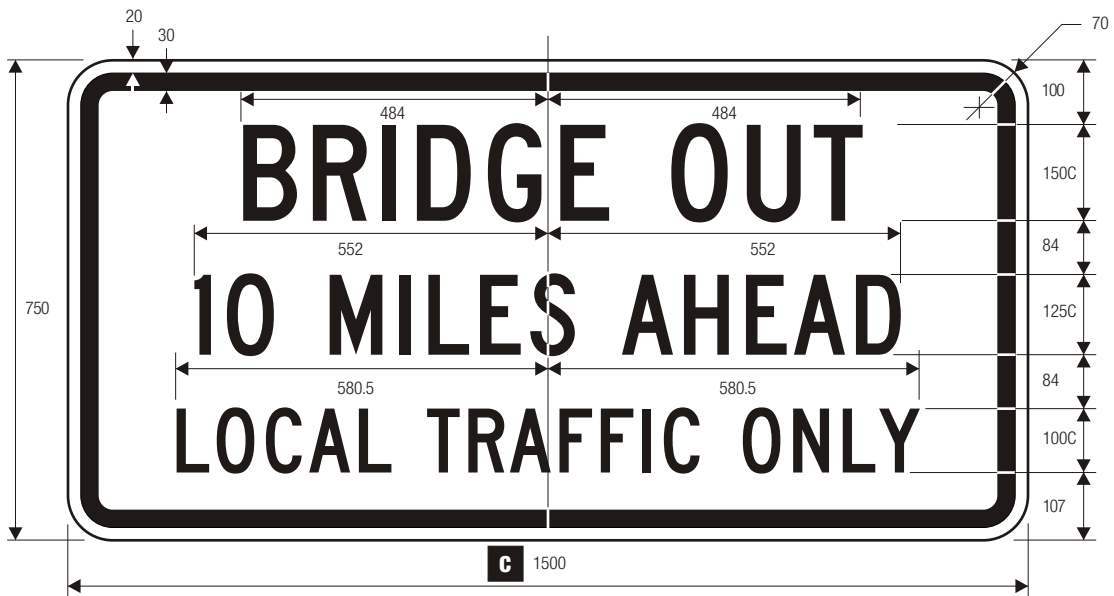


R11-3a

ROAD CLOSED - LOCAL TRAFFIC ONLY

	A	B	C	D	E	F	G	H	J	K	L	M
C	1500	750	20	30	100	150 C	84	125 C	100 C	107	563.5	552
	1800	900	20	30	112	200 C	100	150 C	125 C	113	751	662


N	P
580.5	70
726	70



R11-3b

ROAD CLOSED - LOCAL TRAFFIC ONLY

COLORS: LEGEND — BLACK
 BACKGROUND— WHITE (RETROREFLECTIVE)



R11-4

ROAD CLOSED TO THRU TRAFFIC

	A	B	C	D	E	F	G	H	J	K	L	M	N
C	1500	750	20	30	100	150 C	62	125 C	101	563.5	76	570	70
	1800	900	20	30	112	200 C	63	150 C	112	751	91	760	70

COLORS: LEGEND — BLACK
 BACKGROUND— WHITE (RETROREFLECTIVE)



R12-1

WEIGHT LIMIT

*Space numerals about centerline.

	A	B	C	D	E	F	G	H	J	K	L
C	600	750	10	15	75	100 D	50	50	125 E	125 D	227
	900	1200	15	25	119	150 D	74	94	200 E	200 D	340
	M	N	P	Q							
	155	VAR*	199.5	50							
	233	VAR*	319.5	60							

COLORS: LEGEND — BLACK
 BACKGROUND— WHITE (RETROREFLECTIVE)



R12-1

WEIGHT LIMIT (METRIC)

*Space numerals about centerline.

	A	B	C	D	E	F	G	H	J	K	L
C	600	750	10	15	75	100 D	50	100	250 E	227	155
	900	1200	15	25	119	150 D	74	188	400 E	340	233
	M	N									
	VAR*	50									
	VAR*	60									

COLORS: LEGEND — BLACK
 BACKGROUND— WHITE (RETROREFLECTIVE)



R12-2

AXLE WEIGHT LIMIT

*Reduce spacing to fit.

	A	B	C	D	E	F	G	H	J	K	L
C	600	750	10	15	75	100 D	50	50	125 D	158	227
	900	1200	15	25	125	150 D	94	112	200 D	237	340.5
	M	N	P								
	155.5	250	50								
	233	375	60								

COLORS: LEGEND — BLACK
 BACKGROUND— WHITE (RETROREFLECTIVE)



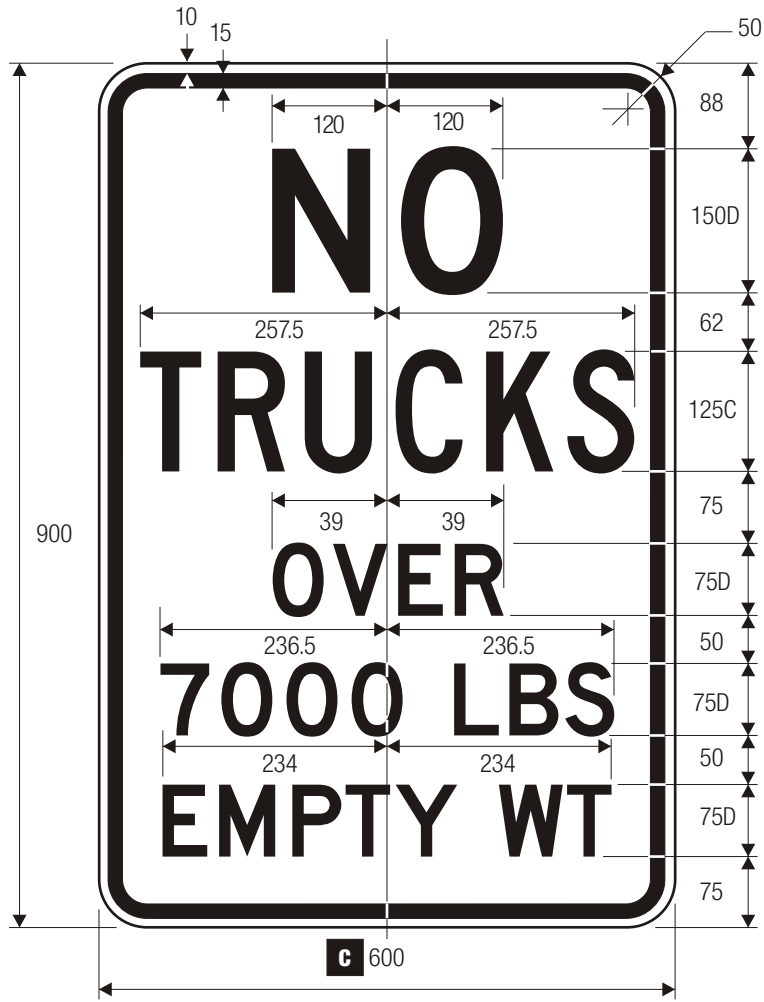
R12-2

AXLE WEIGHT LIMIT (METRIC)

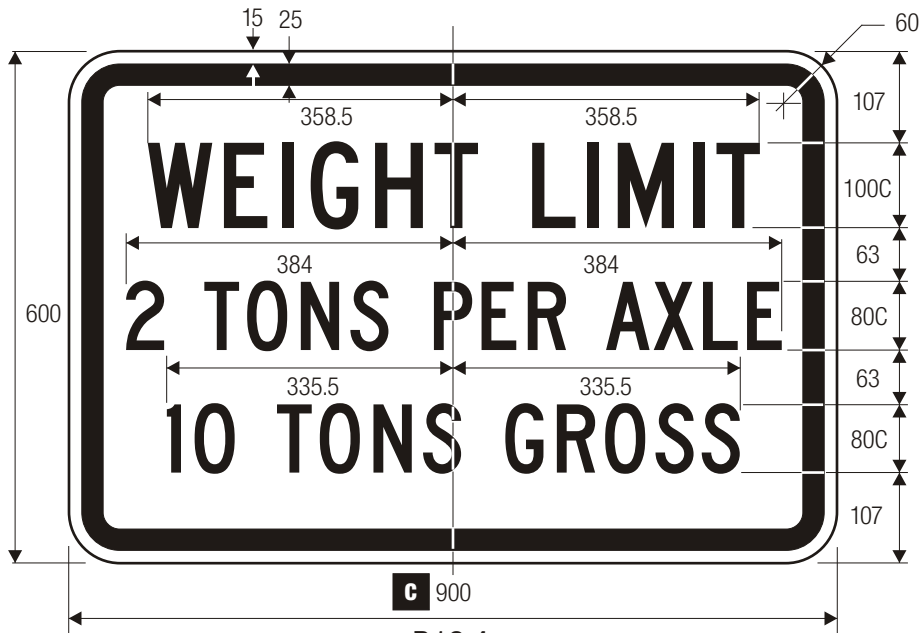
*Optically position numerals about centerline.

	A	B	C	D	E	F	G	H	J	K	L
C	600	750	10	15	75	100 D	50	50	125 D	158	227
	900	1200	15	25	125	150 D	94	112	200 D	237	340.5
	M	N	P								
	155.5	VAR	50								
	233	VAR	60								

COLORS: LEGEND — BLACK
BACKGROUND— WHITE (RETROREFLECTIVE)



R12-3
WEIGHT LIMIT

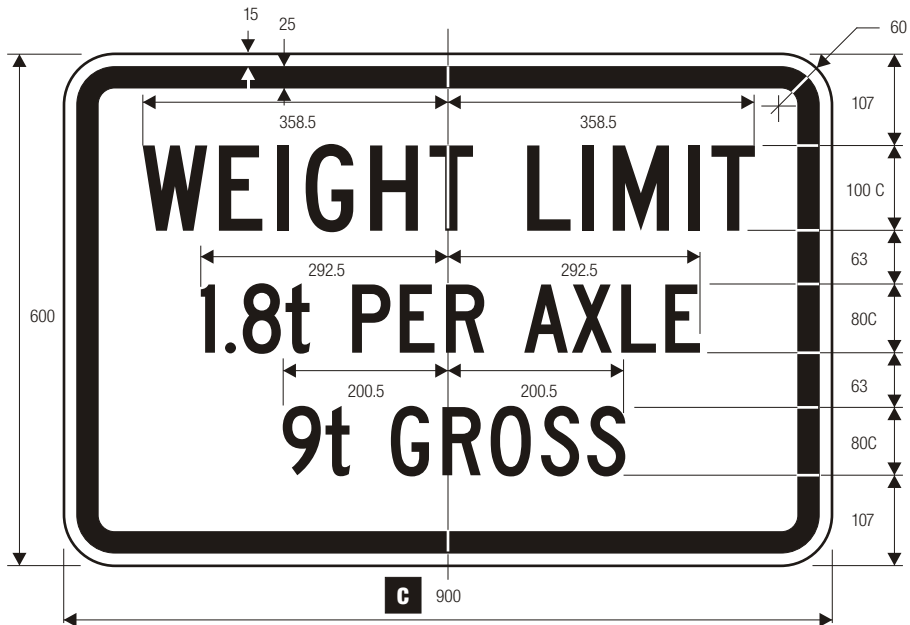


R12-4
WEIGHT LIMIT

COLORS: LEGEND — BLACK
BACKGROUND— WHITE (RETROREFLECTIVE)

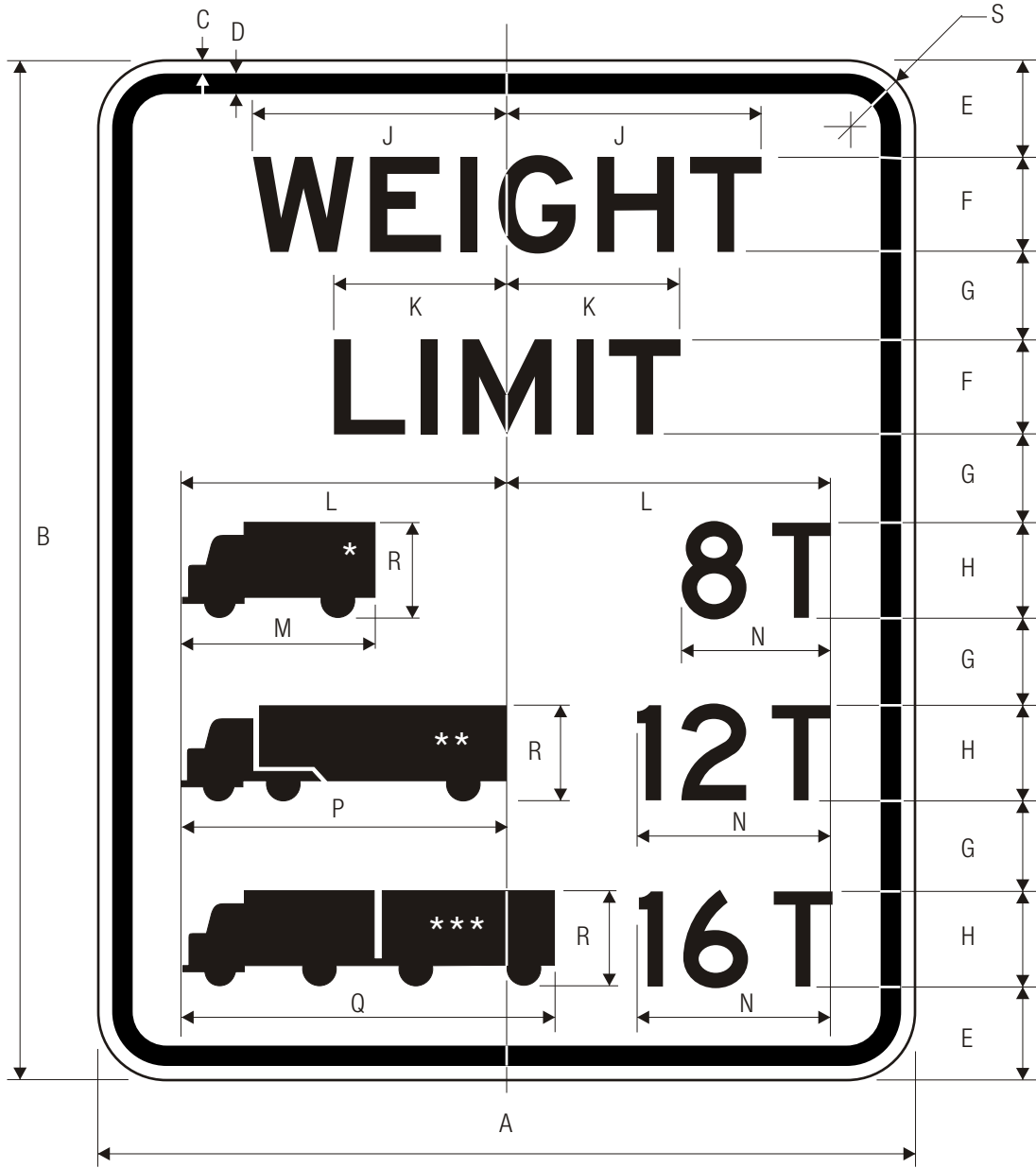


R12-3
WEIGHT LIMIT (METRIC)



R12-4
WEIGHT LIMIT (METRIC)

COLORS: LEGEND — BLACK
BACKGROUND— WHITE (RETROREFLECTIVE)




R12-5

*See page 6-4 for design
 **See page 6-5 for design
 ***See page 6-6 for design

A	B	C	D	E	F	G	H	J	K	L	M
600	900	10	15	80	88 E	75	88 D	235	160	263	176
750	1050	13	20	95	112 E	75	112 D	299	204	329	227
900	1200	15	25	129.5	125 E	79	125 D	334	227.5	375	253
1200	1500	20	30	153	150 E	111	150 D	400.5	273	475	303

N	P	Q	R	S
VAR	276	323	88	50
VAR	312	370	112	50
VAR	336	414	125	60
VAR	407	496	150	70

COLORS: LEGEND — BLACK
 BACKGROUND— WHITE (RETROREFLECTIVE)



R12-5
WEIGHT LIMIT (METRIC)

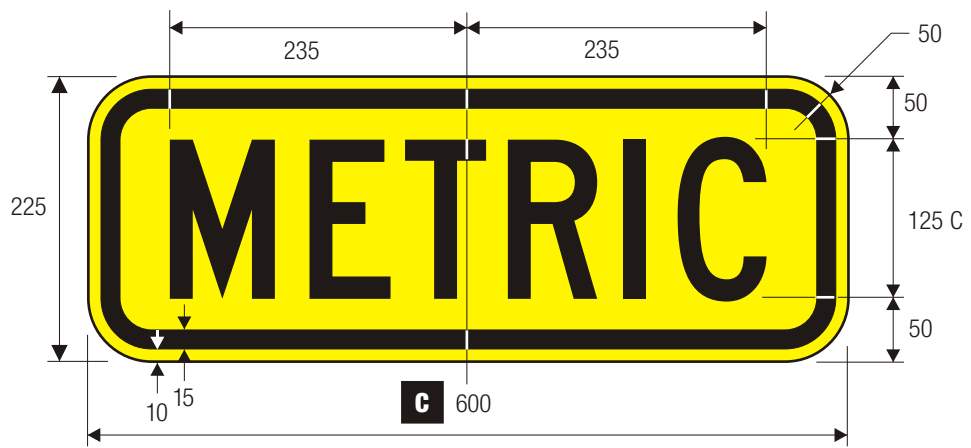
*See page 6-4 for design
 **See page 6-5 for design
 ***See page 6-6 for design

C

A	B	C	D	E	F	G	H	J	K	L	M
600	900	10	15	99.5	88 E	75	75 D	235	160	238	151
750	1050	13	20	112	113 E	75	100 D	302	205.5	308	203
900	1200	15	25	129.5	125 E	79	125 D	334	227.5	375	253
1200	1500	20	30	153	150 E	111	150 D	400.5	273	490	303

N	P	Q	R	S
VAR	238	249	75	50
VAR	274	308	100	50
VAR	336	387	125	60
VAR	407	496	150	70

COLORS: LEGEND — BLACK
 BACKGROUND— WHITE (RETROREFLECTIVE)



R12-6
METRIC

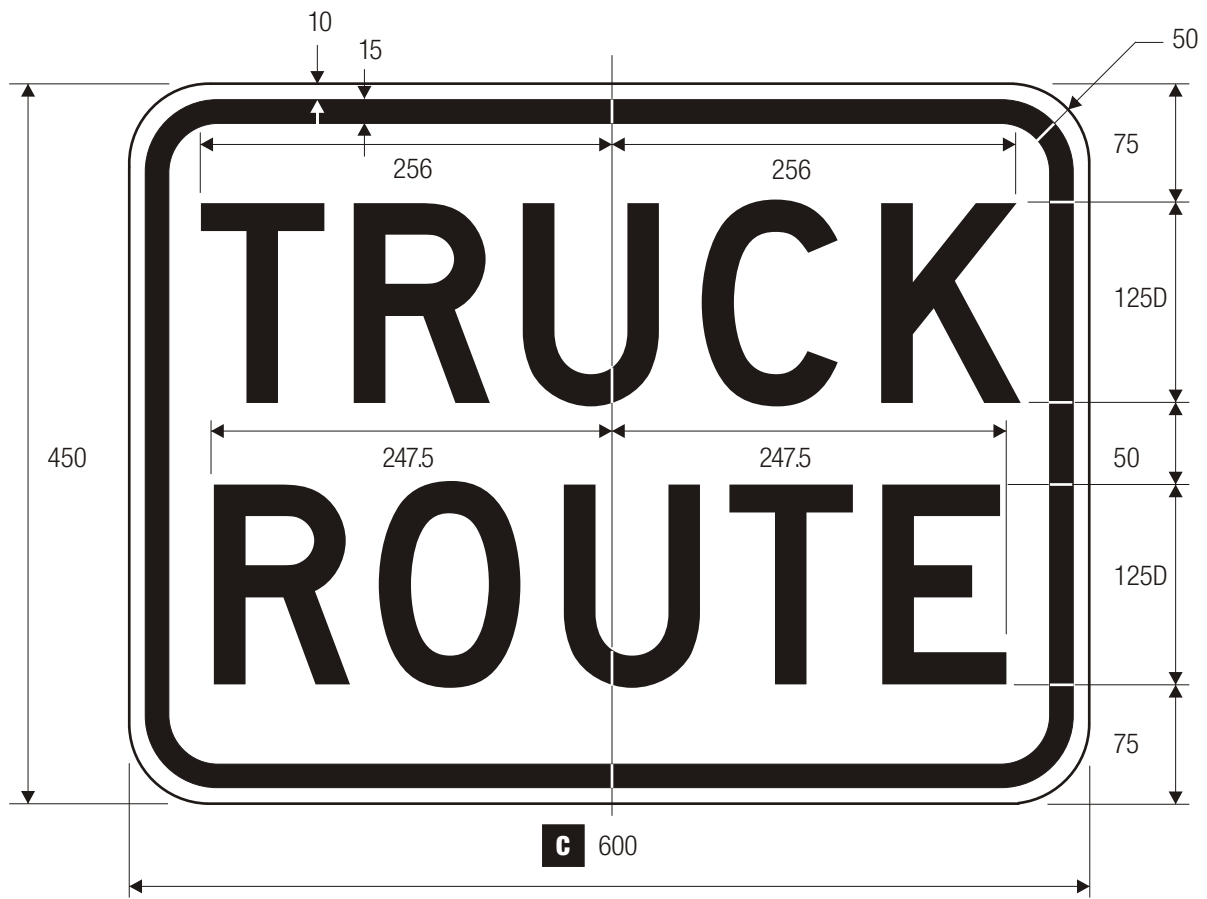
COLORS: LEGEND — BLACK
BACKGROUND — YELLOW (RETROREFLECTIVE)



R13-1
WEIGH STATION

	A	B	C	D	E	F	G	H	J	K	L
C	1800	1200	30	150	150 E	100	703	727.5	537	676	70
	2400	1650	30	200	200 E	150	943	976	720.5	896.5	70
	3000	2100	30	250	250 E	200	1158.5	1213	895	1122.5	70

COLORS: LEGEND — WHITE (RETROREFLECTIVE)
BACKGROUND— BLACK



C 600

R14-1
TRUCK ROUTE

COLORS: LEGEND — BLACK
BACKGROUND— WHITE (RETROREFLECTIVE)



R14-2
HAZARDOUS MATERIAL

	A	B	C	D	E	F	G	H
C	600	10	15	187.5	225 C	200	250	50
	750	13	20	250	250 C	250	313	50
	900	15	25	300	300 C	300	375	60
	1050	15	25	350	350 C	350	438	60

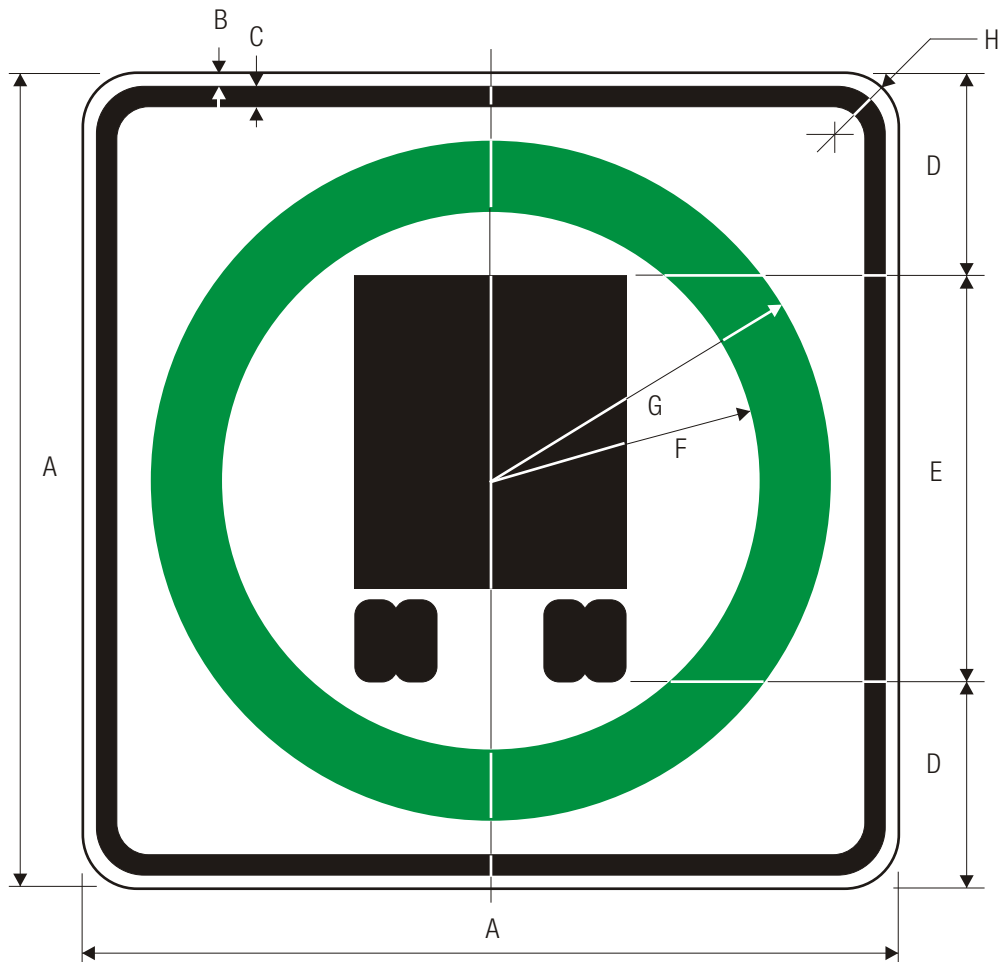
COLORS: CIRCLE — GREEN (RETROREFLECTIVE)
 LETTER, BORDER — BLACK
 BACKGROUND — WHITE (RETROREFLECTIVE)



R14-3
HAZARDOUS MATERIAL

	A	B	C	D	E	F	G	H	J
C	600	10	15	187.5	225 C	200	250	50	50
	750	13	20	250	250 C	250	313	63	50
	900	15	25	300	300 C	300	375	75	60
	1050	15	25	350	350 C	350	438	88	60

COLORS: CIRCLE & DIAGONAL – RED (RETROREFLECTIVE)
 LETTER, BORDER – BLACK
 BACKGROUND – WHITE (RETROREFLECTIVE)

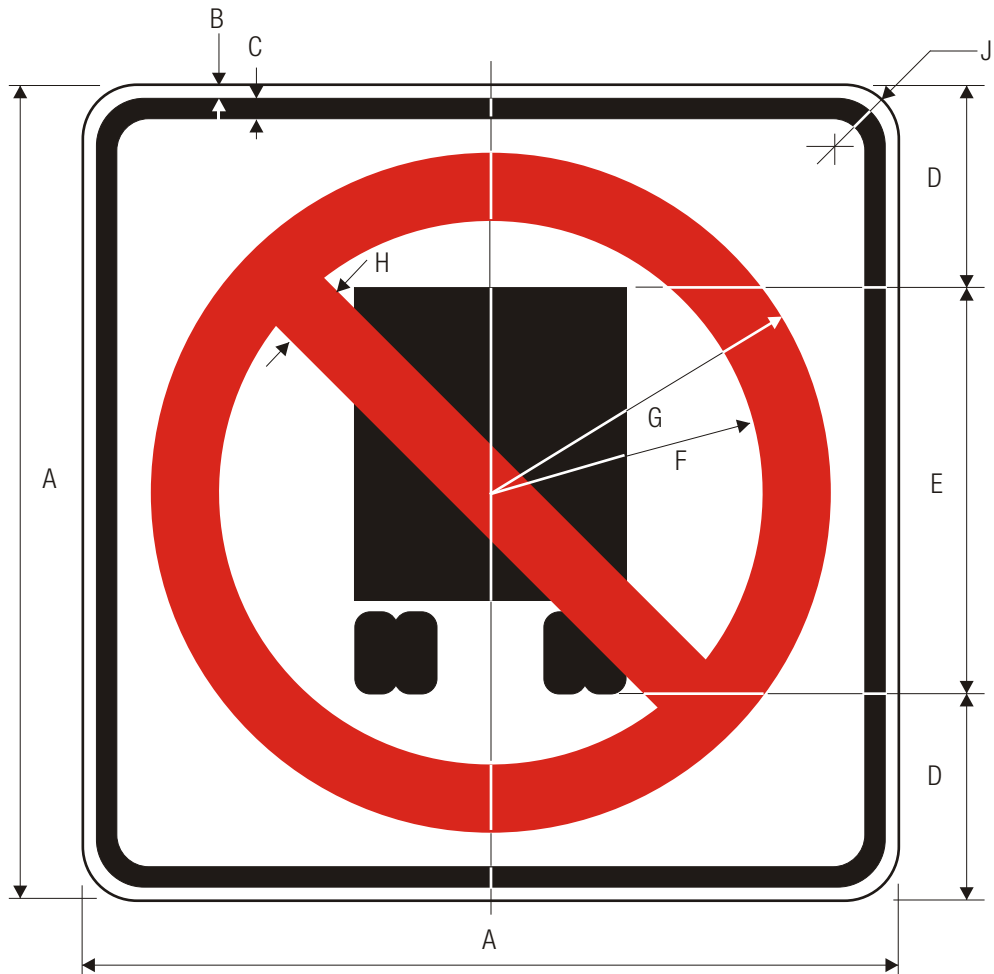


R14-4
NATIONAL NETWORK

*See page 6-62 for symbol design

	A	B	C	D	E	F	G	H
C	600	10	15	150	300	200	250	50
	750	13	20	187.5	375	250	313	50
	900	15	25	225	450	300	375	60
	1050	15	25	262.5	525	350	438	60

COLORS: CIRCLE – GREEN (RETROREFLECTIVE)
 SYMBOL, BORDER – BLACK
 BACKGROUND – WHITE (RETROREFLECTIVE)



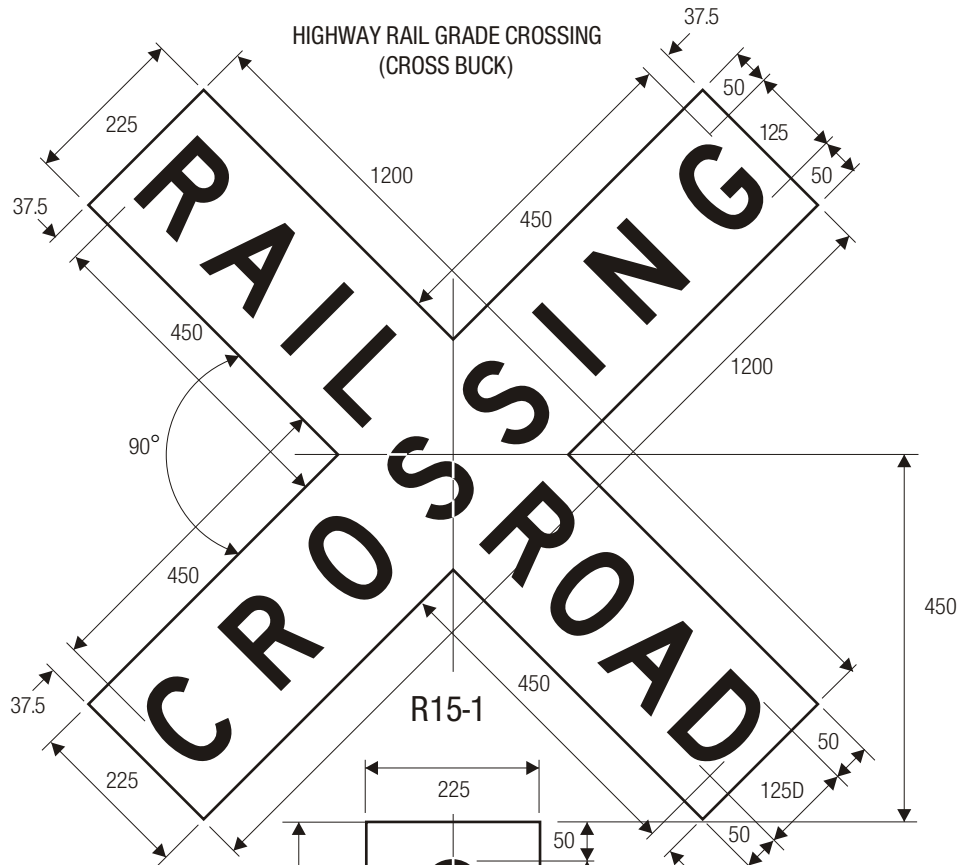
R14-5

NATIONAL NETWORK PROHIBITED

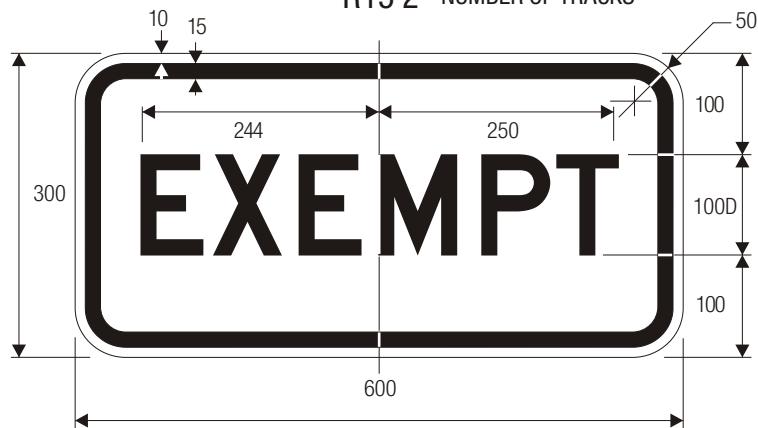
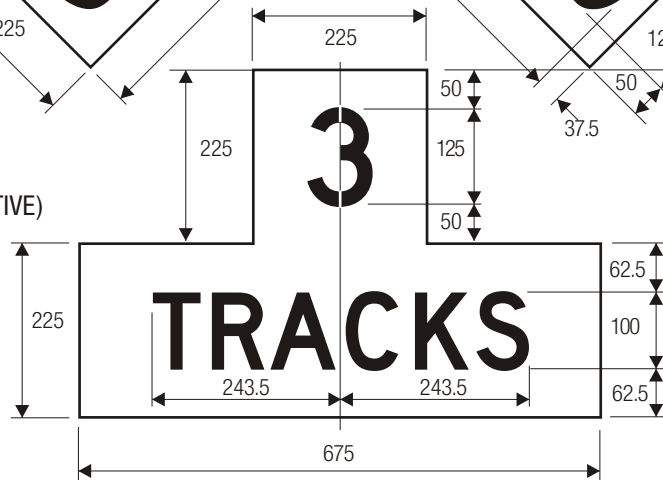
*See page 6-62 for symbol design.

	A	B	C	D	E	F	G	H	J
C	600	10	15	150	300	200	250	50	50
	750	13	20	187.5	375	250	313	63	50
	900	15	25	225	450	300	375	75	60
	1050	15	25	262.5	525	350	438	88	60

COLORS: CIRCLE & DIAGONAL — RED (RETROREFLECTIVE)
 SYMBOL, BORDER — BLACK
 BACKGROUND — WHITE (RETROREFLECTIVE)

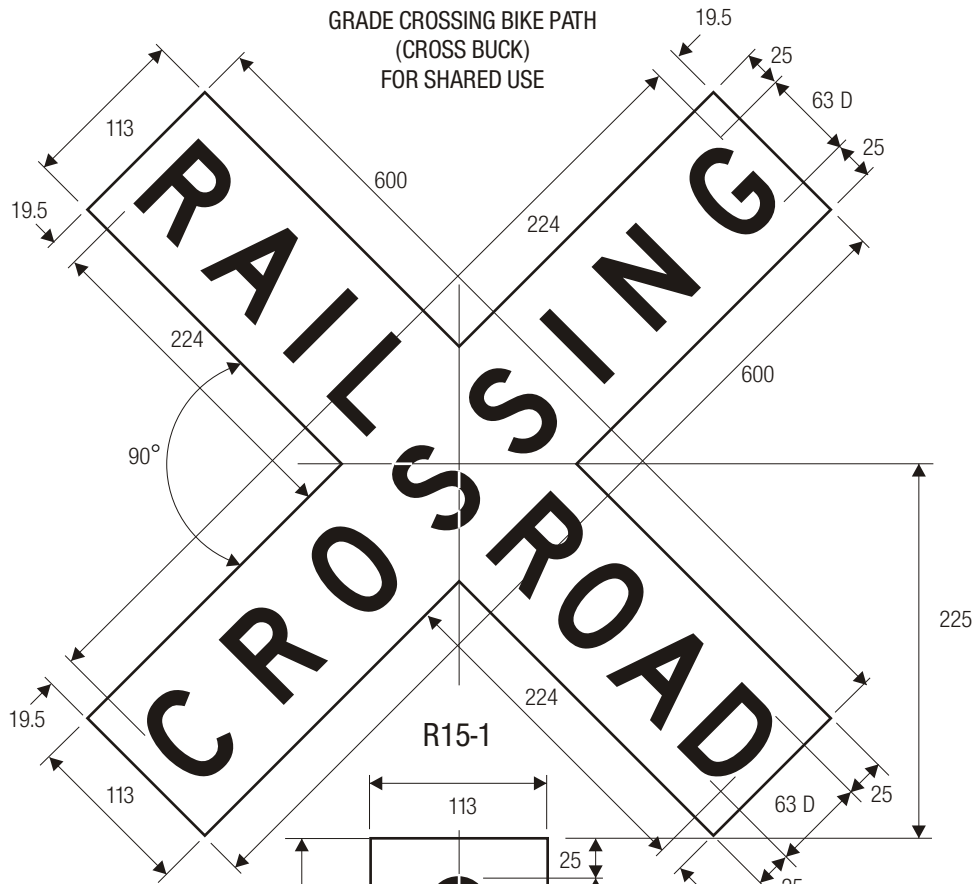


LEGEND — BLACK
BACKGROUND — WHITE (REFLECTIVE)

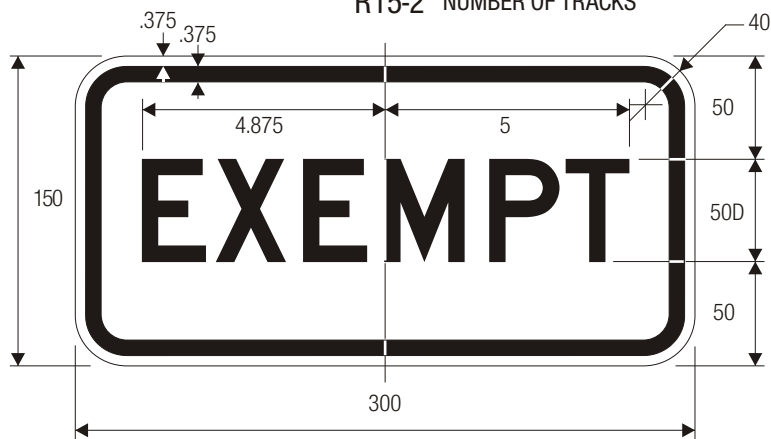
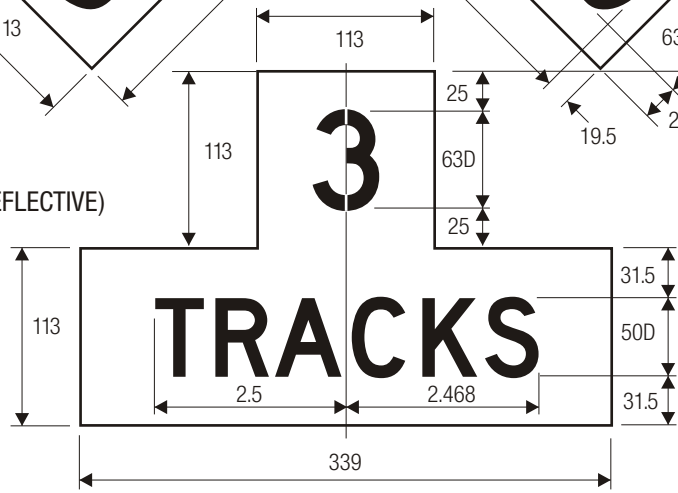


COLORS FOR W10-1a FOR USE WITH W10-1:
LEGEND — BLACK
BACKGROUND — YELLOW (RETROREFLECTIVE)

COLORS FOR R15-2, R15-3 FOR USE WITH R15-1:
LEGEND — BLACK
BACKGROUND — WHITE (RETROREFLECTIVE)

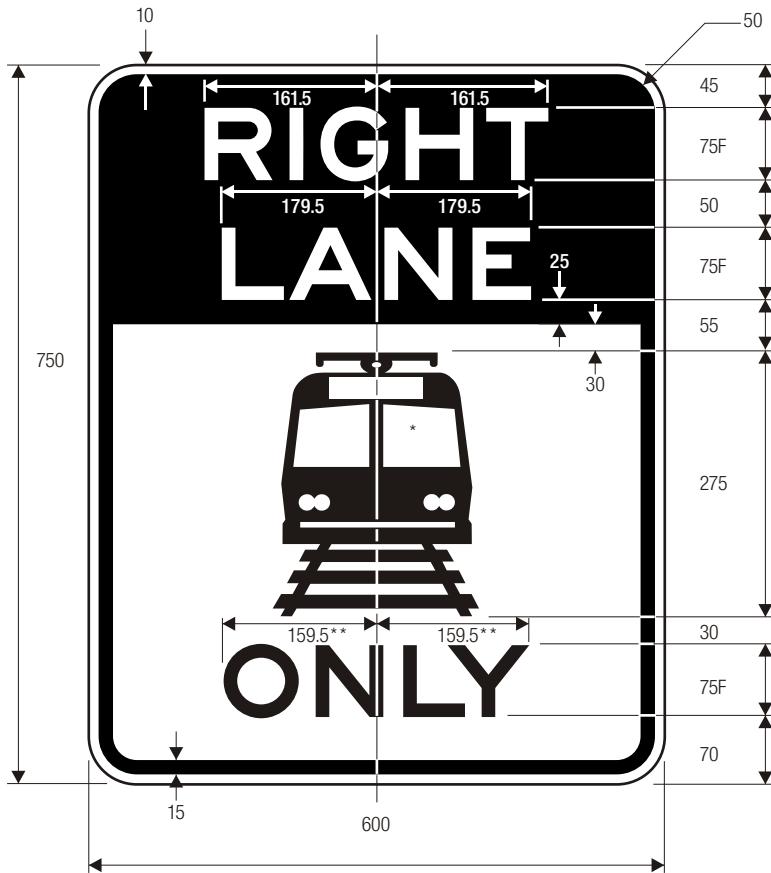


LEGEND — BLACK
BACKGROUND — WHITE (REFLECTIVE)

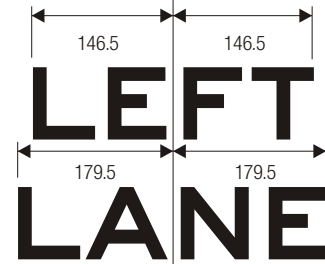


COLORS FOR W10-1a FOR USE WITH W10-1:
LEGEND — BLACK
BACKGROUND — YELLOW (RETROREFLECTIVE)

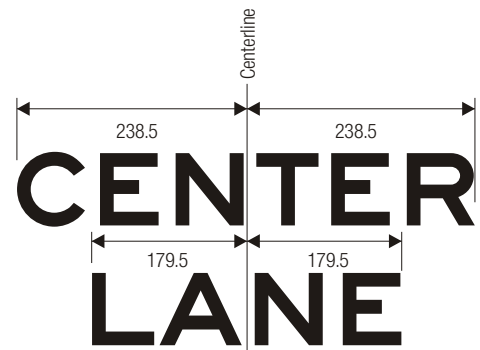
COLORS FOR R15-2, R15-3 FOR USE WITH R15-1:
LEGEND — BLACK
BACKGROUND — WHITE (RETROREFLECTIVE)



R15-4a
 LIGHT RAIL ONLY
 RIGHT LANE



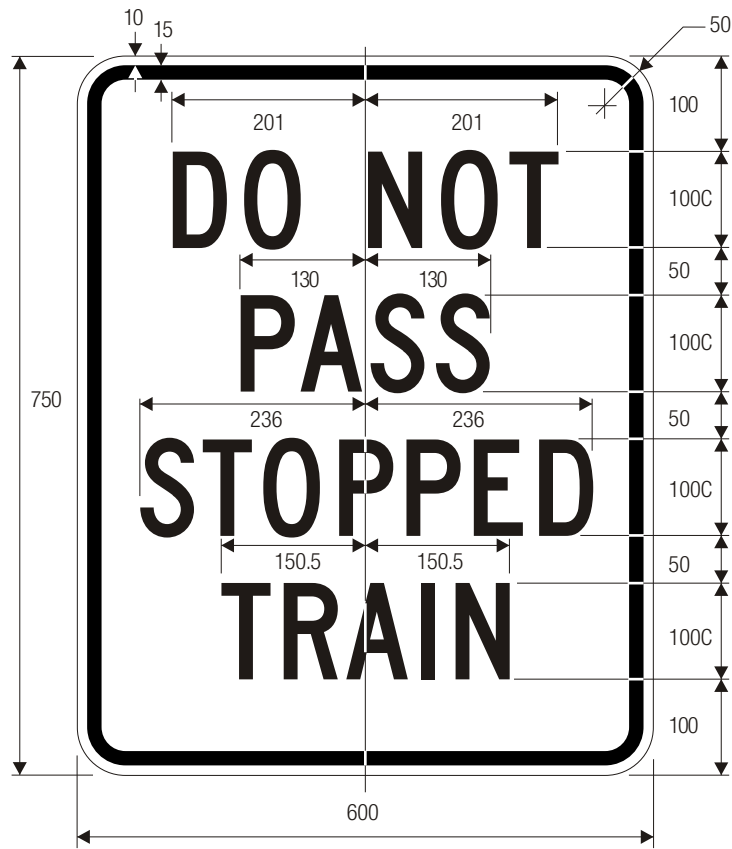
R15-4b
 LIGHT RAIL ONLY
 LEFT LANE



R15-4c
 LIGHT RAIL ONLY
 CENTER LANE

*See page 6-17 for symbol design.
 **Reduce spacing to fit.

- TOP: LEGEND – WHITE (RETROREFLECTIVE)
 BACKGROUND – BLACK
- BOTTOM: SYMBOL – BLACK
 LEGEND – BLACK
 BACKGROUND – WHITE (RETROREFLECTIVE)

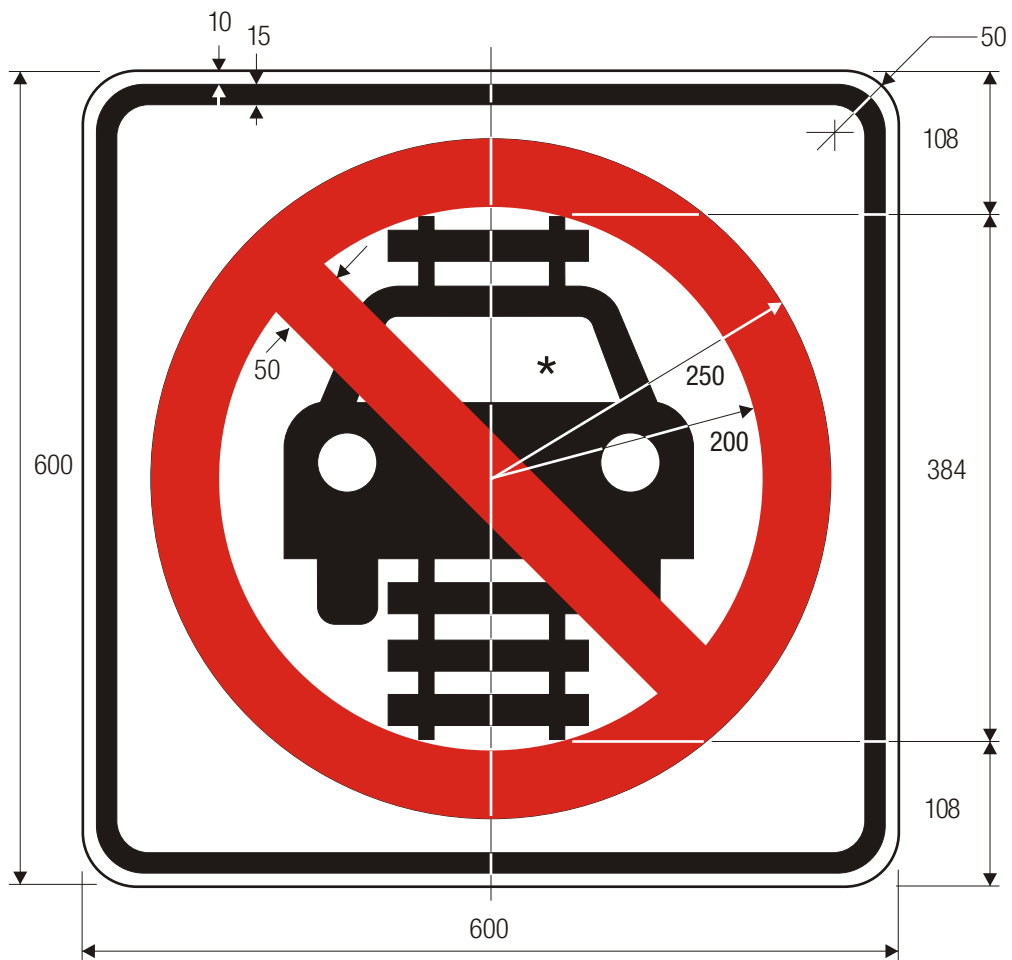


R15-5a DO NOT PASS STOPPED TRAIN



R15-6a DO NOT DRIVE ON TRACKS

COLORS: LEGEND — BLACK
 BACKGROUND— WHITE (RETROREFLECTIVE)

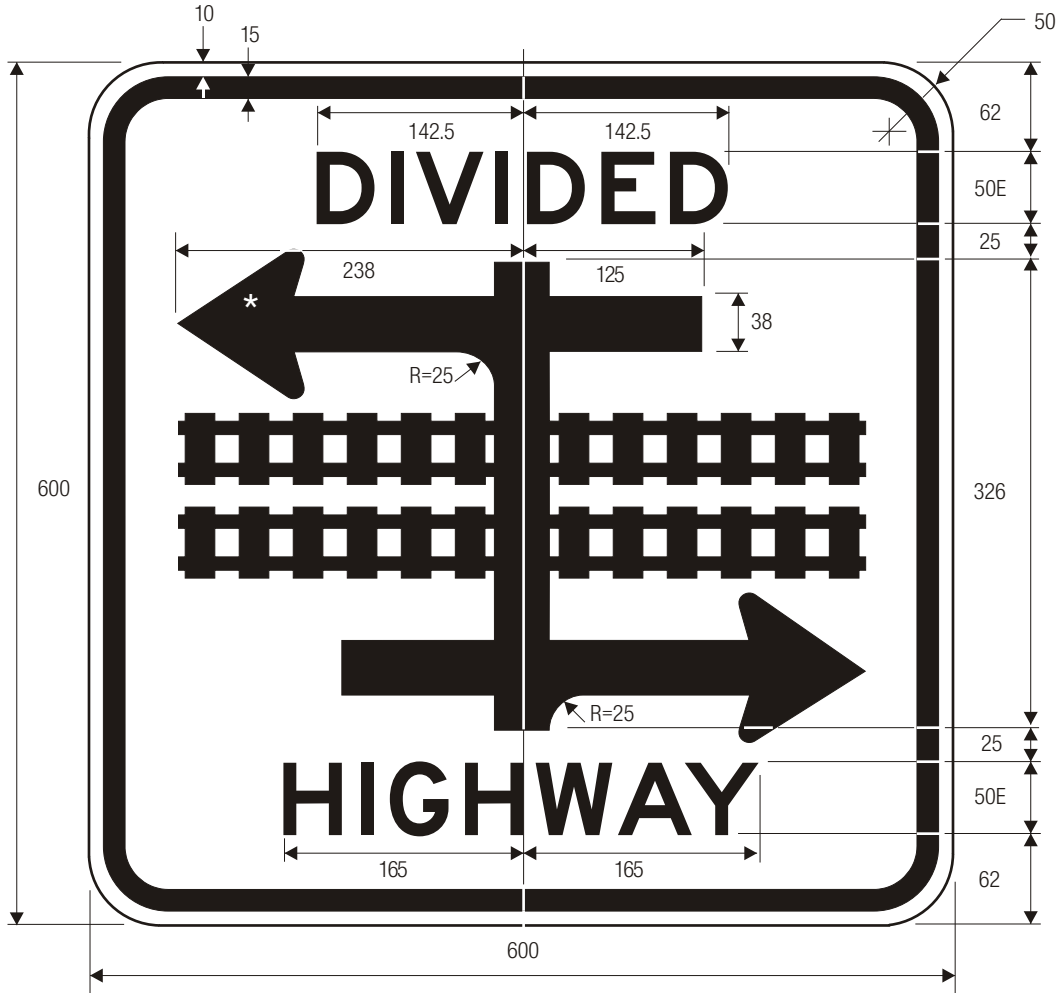


R15-6

DO NOT DRIVE ON TRACKS LIGHT RAIL SYMBOL

*See page 6-19 and 6-24 for symbol design.

COLORS: CIRCLE & DIAGONAL — RED (RETROREFLECTIVE)
 SYMBOL — BLACK
 BACKGROUND — WHITE (RETROREFLECTIVE)

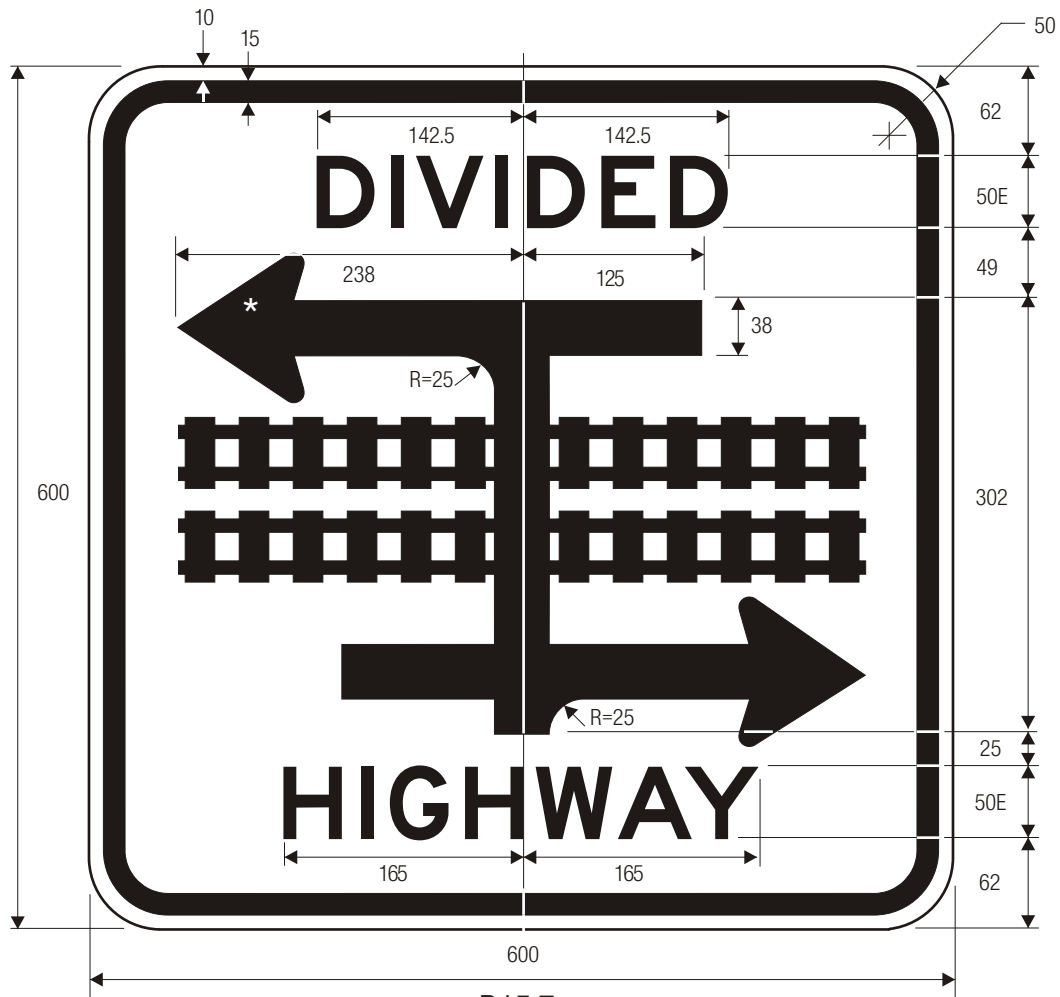


R15-7

LIGHT RAIL DIVIDED HIGHWAY SYMBOL

*See page 6-20 for symbol design.

COLORS: LEGEND — BLACK
 BACKGROUND— WHITE (RETROREFLECTIVE)

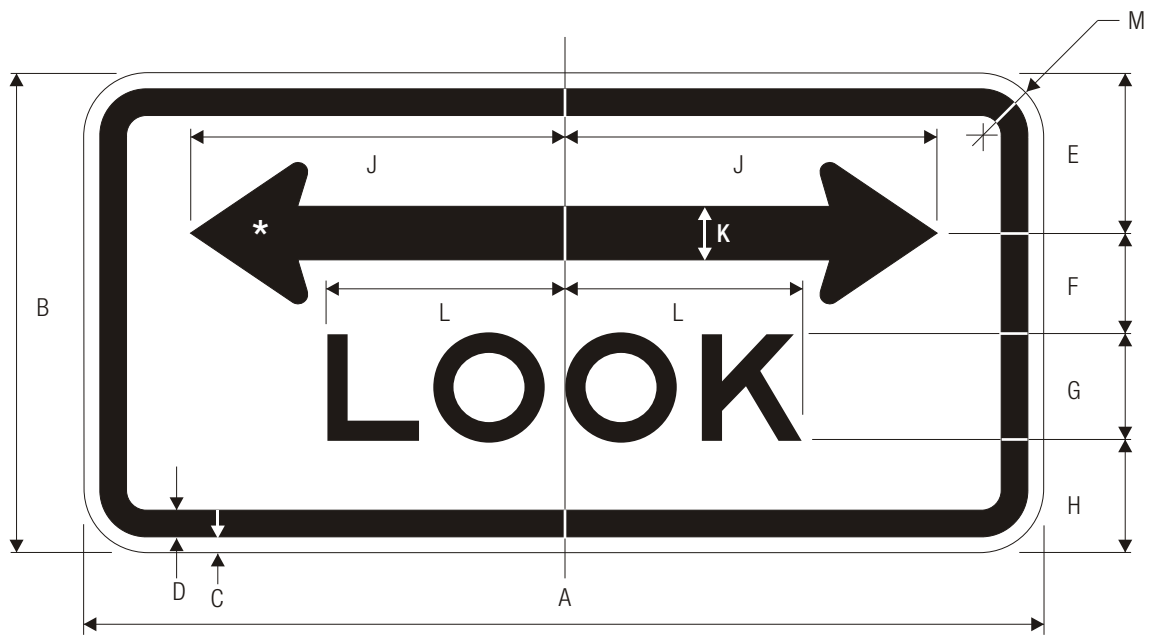


R15-7a

LIGHT RAIL DIVIDED HIGHWAY SYMBOL

*See page 6-20 for symbol design.

COLORS: LEGEND — BLACK
 BACKGROUND— WHITE (RETROREFLECTIVE)



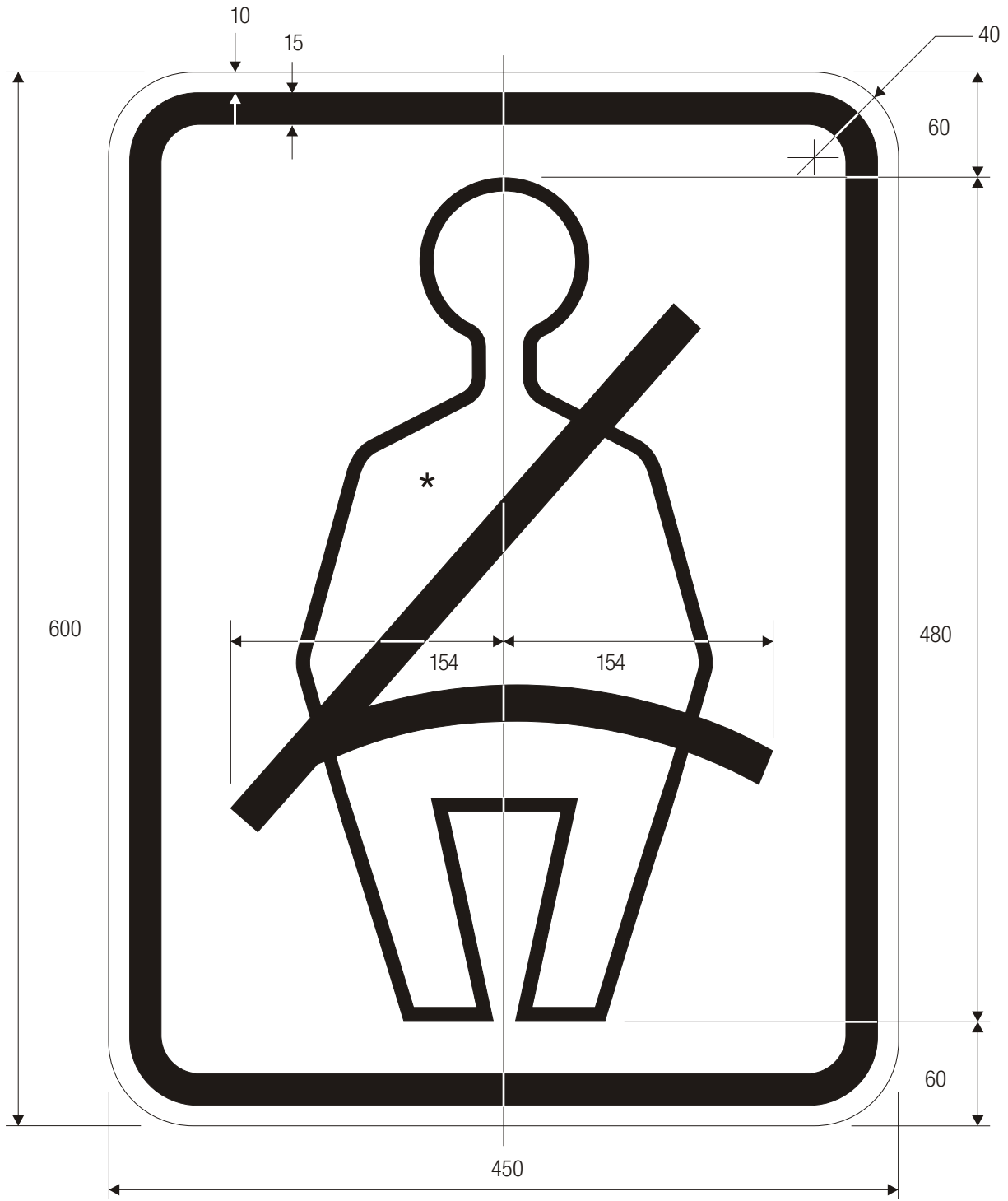
R15-8
LOOK

*See page 6-2 for symbol design

C

A	B	C	D	E	F	G	H	J	K	L	M
900	450	15	25	150	95	100 F	105	350	50	222.5	60
1200	600	20	30	200	135	125 F	140	450	65	278	70

COLORS: LEGEND — BLACK
BACKGROUND— WHITE (RETROREFLECTIVE)



R16-1
SEATBELT

*See page 6-21 for symbol design.

COLORS: SYMBOL — BLACK
BACKGROUND— WHITE (RETROREFLECTIVE)

1-180