

Convenience Stores NAICS 445120

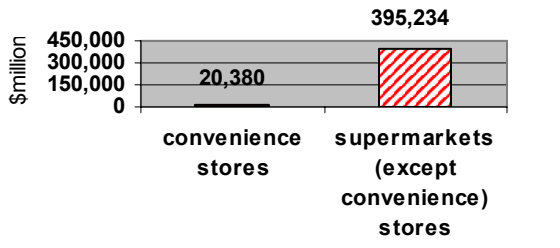
Economic Census Facts:

	2002	1997
Revenue (Mil \$)	\$20,380	\$16,848
Payroll (Mil \$)	\$1,786	\$1,598
Establishments	29,212	27,081
Employees	138,316	153,887

DID YOU KNOW?

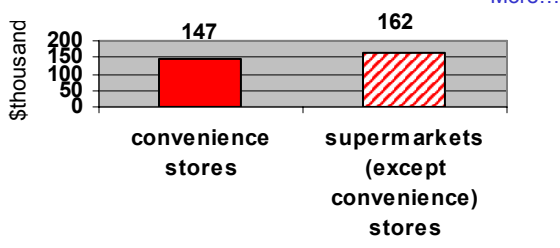
Convenience stores without gas are in an entirely **different industry** from gasoline stations with convenience stores!

Total Sales: 2002

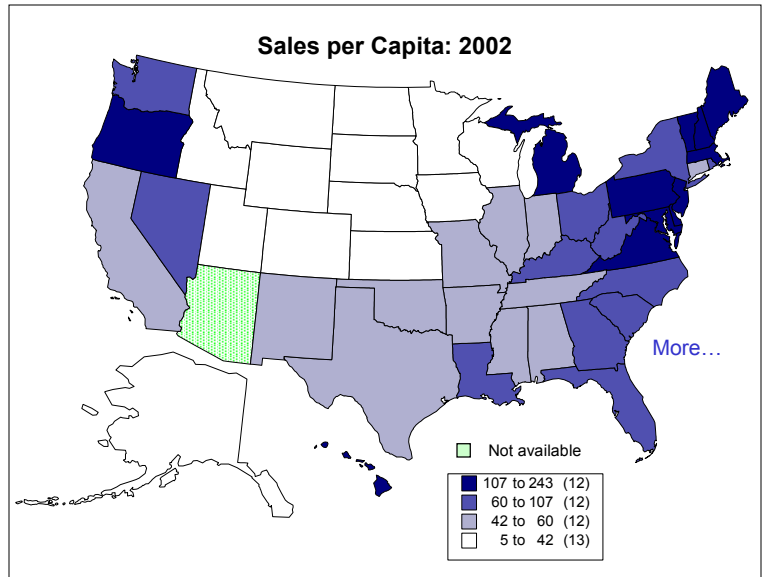


**For most tables data only includes employer establishments. [Click here for Nonemployer data](#)

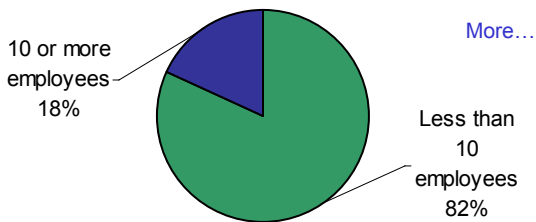
Sales per Employee: 2002



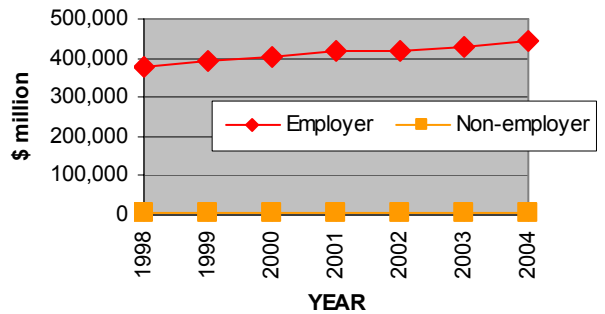
Sales per Capita: 2002



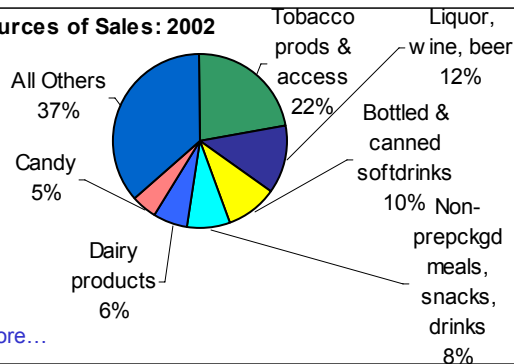
*Employment Size of Establishments: 2002



*Estimated Sales: 1998 - 2004



Sources of Sales: 2002



Data from other sources...

- [Product Lines](#)
- [Establishment and Firm Size](#)
- [Sales by Class of Customer \(Miscellaneous Subjects\)](#)
- [Statistics of U.S. Businesses](#)

