

THE JOSEPH A. HOLMES SAFETY ASSOCIATION

BULLETIN

MARCH/APRIL 2003

Abandoned Mine Property

STAY OUT-STAY ALIVE

SEE INSIDE!

Contents

Cover Story

The 2003 “Stay Out–Stay Alive” Campaign Runs April 20 - May 3	3
Rash of Quarry Drownings Prompts Renewed Warnings	5
Stay Out–Stay Alive Mine Hazard Awareness Campaign - Facts	6
This Could Happen to You!	8
Mining Deaths Drop to New Low in 2002	11

Safety

Driving in Stormy Conditions	12
Summer Driving Safety	13
How’s Your Electrical Safety Awareness?	14

Events

.....	19
-------	----

Scheduled Safety Conferences and Meetings

.....	20
-------	----

The Joseph A. Holmes Safety Association Bulletin contains safety articles on a variety of subjects: fatal accident abstracts, studies, posters, and other health and safety-related topics. This information is provided free of charge and is designed to assist in presentations to groups of mine and plant workers during on-the-job safety meetings. For more information visit the MSHA Home Page at www.msha.gov.

Please Note: The views and conclusions expressed in Bulletin articles are those of the authors and should not be interpreted as representing official policy or, in the case of a product, representing endorsement by the Mine Safety and Health Administration.

Cover page: Photograph on the cover provided by the AVMDB Graphics Section. If you have a potential cover photo, please send an 8”x10” print or digital image on disk at 300 dpi resolution to Donald Starr, Joseph A. Holmes Safety Association Bulletin, National Mine Health and Safety Academy, 1301 Airport Road, Beaver, West Virginia 25813-9426.



The 2003 “Stay Out—Stay Alive” Campaign Runs April 20 - May 3

“Stay Out—Stay Alive” is a national public awareness campaign aimed at warning children and adults about the dangers of exploring and playing on active and abandoned mine sites.

Every year, dozens of people are injured or killed in recreational accidents on mine property. MSHA pioneered “Stay Out—Stay Alive” three years ago to educate the public about the existing hazards. The campaign is a partnership of more than 70 federal and state agencies, private organizations, businesses and individuals.

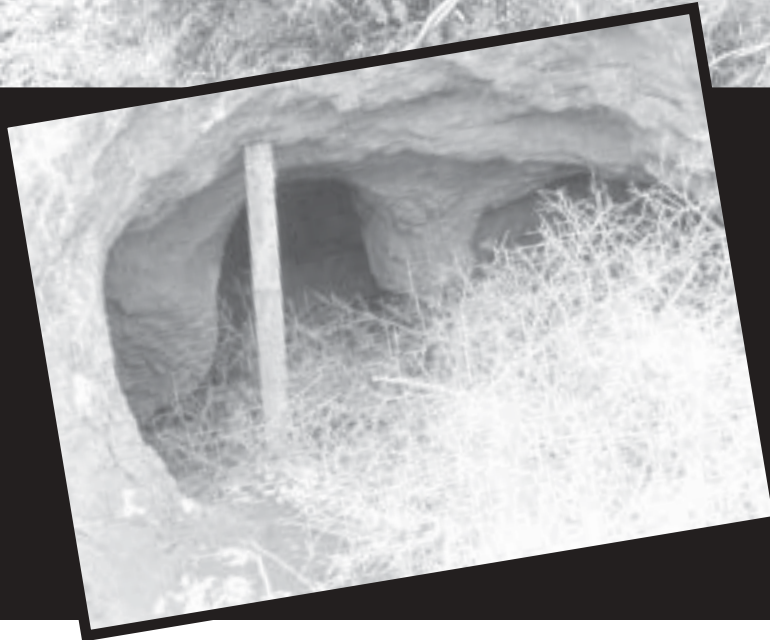
Each April, around Earth Day, “Stay Out—Stay Alive” partners visit schools, communities and youth organizations throughout the country to educate children about the importance of steering clear of active and abandoned mines.

To become involved in “Stay Out—Stay Alive,” please contact Amy Louviere at Louviere-Amy@msha.gov or call (202) 693-9423.

To report unsafe public mine access, abandoned mine emergencies or abandoned mine locations, call the MSHA Hotline at 1-800-499-1038.



STAY OUT—STAY ALIVE



Rash of Quarry Drownings Prompts Renewed Warnings



ARLINGTON, Va. - A recent spate of drownings in the United States has prompted the Mine Safety and Health Administration (MSHA) to reissue warnings about the dangers of swimming in active and abandoned quarries and gravel pits. Since early July, MSHA has documented nine deaths at mine sites frequented by adult and teenage swimmers. Three drownings occurred in Pennsylvania, while Indiana, Michigan, New Hampshire, New Jersey, New York and Vermont each accounted for one.

"Each one of these deaths is tragic, yet totally preventable," said Dave D. Lauriski, assistant secretary of labor for mine safety and health. "Quarries may seem like enjoyable places to take a dip, but they are nothing like a backyard pool or a mountain lake. They are riddled with hidden hazards that make them extremely dangerous places to swim."

Water-filled quarries and pits may conceal rock ledges and old mining machinery beneath the surface. The water can be deceptively deep and dangerously cold, which often leads to cramping among even experienced swimmers. Steep, slippery walls make exiting these swimming holes extremely difficult.

Since 1999, more than 100 people have died in recreational accidents on active and abandoned mine sites.

MSHA's public awareness campaign, "Stay Out-Stay Alive," educates children and adults about the dangers of swimming in old quarries and playing on mine property. More than 70 federal and state agencies, private organizations and businesses are partners in this effort.

For more information about "Stay Out-Stay Alive" and a list of fatalities, visit MSHA's web site at www.msha.gov.

Stay Out - Stay Alive Mine Hazard Awareness Campaign - Facts



Every year, dozens of people are injured or killed while exploring or playing on mine property. Consequently, the U.S. Department of Labor's Mine Safety and Health Administration (MSHA) created "Stay Out-Stay Alive," a public safety campaign to educate children and adults about the existing hazards at active and abandoned mine sites.

Mining is a fundamental component of the American economy. Over half of the electricity generated in the United States comes from coal. Sand, gravel, limestone and other rock products are used in the construction industry. Salt keeps wintry roads free of ice. Gold, silver, iron, copper, and many other minerals are essential to our national prosperity.

Mines are located in every state – from small sand and gravel operations to complex underground coal, salt, limestone or metal mines, to extensive surface operations that use some of the largest industrial equipment ever built. There are about 14,000 active and as many as 500,000 abandoned mines in the nation. As cities and towns spread into the surrounding countryside

and more people visit remote locations, the possibility of contact with an active or abandoned mine increases.

Dangers exist at active and abandoned mine sites. The men and women employed in our nation's mines are trained to work in a safe manner. For the unauthorized explorer, hiker, off-roader or rockhound, however, the hazards are not always apparent. Active and abandoned mine sites have proven to be an irresistible—and sometimes deadly—draw for children and adults.

Vertical shafts can be hundreds of feet deep. At the surface, they may be completely unprotected, hidden by vegetation or covered by rotting boards.

Horizontal openings may seem sturdy, but rotting timbers and unstable rock formations make cave-ins a real danger. Darkness and debris add to the hazards.

Lethal concentrations of deadly gases (methane, carbon monoxide, carbon dioxide and hydrogen sulfide) can accumulate in underground passages.

Unused or misfired explosives can become unstable and deadly—vibrations from a touch or footfall can trigger an explosion.

Excavated vertical cliffs (highwalls) in open pit mines and quarries can be unstable and prone to collapse.

Hills of loose material in stockpiles or refuse heaps can easily collapse upon an unsuspecting biker or climber.

Water-filled quarries and pits hide rock ledges, old machinery and other hazards. The water can be deceptively deep and dangerously cold. Steep, slippery walls make exiting these swimming holes extremely difficult.



Any community with active or abandoned mines, quarries or pits could become the scene of the next tragedy. For more information on “Stay Out–Stay Alive” or how to become a partner in this campaign, contact the Mine Safety and Health Administration at 202-693-9423, or contact MSHA’s website at www.msha.gov.

MSHA’s toll-free hotline for reporting unsafe access to mine sites is 1-800-499-1038.

Mine Safety and Health
Administration (MSHA)
1100 Wilson Boulevard, 21st Floor
Arlington, VA 22209-3939
Phone: (202) 693-9400

Fax-on-demand: (202) 693-9401
Technical (web) questions:
Webmaster@msha.gov



This Could Happen to You!

The following accounts describe actual fatal accidents involving people of all ages, exploring or playing on mine property. Don't let this happen to you! Stay-Out and Stay Alive!



Scuba Diving!

Two eastern Iowa men died after they tried to scuba dive in an ice-covered quarry near Lowden and got trapped under the ice. An acquaintance had dropped the men off at the Wendling Quarries' Lowden site and called for help when the two did not return for a ride home. Rescue squad divers scoured the quarry for several hours before postponing their search because of the extreme cold. The men were found underneath the ice about 30 feet from each other. They were wearing scuba gear.





A Summer Swim!

A summer swim in a water-filled sandpit turned deadly for a 43-year-old Hammonton, NJ, man hoping to swim from end to end. The pond measures about 300 yards by 600 yards, and by the time he was two-thirds of the way across, he slipped beneath the water. A friend swimming alongside him attempted a rescue, but was unsuccessful.



Dirt Biking!



A dirt bike rider in Derry, NH, died from injuries suffered when his motorcycle went over a cliff and landed on top of him. According to police, the victim traveled over a 20-foot cliff with a vertical drop. Friends say they believe the accident occurred because he was unfamiliar with the terrain.





Mining Deaths Drop To New Low in 2002

ARLINGTON, Va. - For the second consecutive year, fatal injuries at mines in the United States declined to an historic new low, according to preliminary data released today by the U.S. Department of Labor's Mine Safety and Health Administration (MSHA). The data indicate that 67 miners died in on-the-job accidents nationwide in 2002, the lowest figure on record and five fewer mine deaths than in 2001, the previous record-setting year.

"While the mining industry has made tremendous progress over the past two years, we must continue to be vigilant in our efforts to reduce not only fatal incidents, but also accidents causing injury and illness," said Assistant Secretary of Labor for Mine Safety and Health Dave D. Lauriski. "In pursuing the critical value of safety, our efforts will continue to emphasize a balanced approach of enforcement, education and training, and technical support," he added.

Fatalities in the nation's coal mining sector dropped dramatically in 2002, setting an unprecedented low with 27 deaths, compared with 42 in 2001. The previous coal low fatality record was 29, set in 1998. In the metal and nonmetal sector, mine fatalities totaled 40 in 2002, equaling the second lowest figure on record, compared with 30 in 2001.



*Dave Lauriski, Assistant Secretary,
Mine Safety and Health Administration*

Powered haulage equipment accidents, the leading cause of fatalities in the mining industry, contributed to 16 deaths in metal/nonmetal mines and seven deaths in coal mines. "Last year, the majority of metal and nonmetal fatal accidents occurred during maintenance, repair and construction activity," said Lauriski. "To prevent these types of accidents, MSHA launched a number of outreach programs to assist mine operators." Lauriski also noted that the Agency opened a new Office of Small Mine Safety in 2002 specifically to address the problems small mine operations face.

For further details on U.S. mining statistics, visit MSHA's website at www.msha.gov.

DOL/MSHA News Release No. 03-03 Mine Safety and Health Administration Contact: Amy Louviere Phone: (202) 693-9400 Released Thursday, January 2, 2003



Driving in Stormy Conditions

By: Steve Hoyle

Just about all of us have to drive in spring and summer thunderstorms and rains. Limited visibility is the big problem as rain, wind, and fog can make it difficult for us to see the roadway, traffic signs, and other vehicles. Rain and moisture can also make roads very slippery. What can you do to avoid possible accidents?

Before you start

- Clean your windshield and windows inside and out. Warm weather and air conditioning can both leave glass dirty and filmy.
- Make sure your vehicle's headlights, brake lights, emergency flashers, horn, and turn signals are all working.
- Check and top off your windshield washer fluid levels (front and back).
- Make sure your windshield wipers (front and back) have good blades and are in working order.
- Get an up-to-date forecast for the area where you are going.

If you encounter bad weather en route

- Turn on headlights and wipers when it starts to rain – this is the law in many states.
- Slow down – allow a greater distance between you and other vehicles on the road
- Pay attention to your surroundings, especially if you are driving in unfamiliar territory – sudden lane changes, construction sites, and strange traffic patterns are hard enough to deal with in good weather; they are even more dangerous in poor weather.
- Pull over if conditions get too bad. Look for a rest area or a protected location if you can find one. If you can't find one, get off the road as far as possible – keep headlights on and use emergency flashers. Wait until the storm passes.

Want to Find Out More?

Here are some websites you can visit for additional information:

http://www.autoclubgroup.com/chicago/autos/car_maintenance/articles

<http://www.cartalk.cars.com>

<http://www.safety-council.org>

<http://www.geautoinsurance.com/safety>

<http://www.womanmotorist.com>

<http://www.odot.state.or.us/region3/public/archives/safety>

Summer Driving Safety

By **Steve Hoyle**

Pre-Season Checkup

It may be cold and snowy where you are, but other parts of the country are warming up. So it's not too early to ask "Is your vehicle ready for summer?" Here are some things you need to do before the weather gets too hot.

You'll need to look at your owner's manual for numbers and levels. So get that out, and we'll begin under the hood.

- Check the cooling system including the radiator, coolant, belt and hoses, cooling fan, heater core, and the water pump. The engine needs to be cold to check coolant level. Use the correct type of coolant for your vehicle if you have to top off the coolant.
- Check the air conditioning system. Look at the refrigerant level and the belts and compressor clutch.
- Is the battery O.K.? Are the battery terminals clean? If appropriate, does the battery need water?
- Look at the brake fluid level. Top it off with the correct type of brake fluid if necessary.
- Look at the power steering fluid level. Top it off with the correct type of power steering fluid if necessary.
- Change the oil and filter – are there any leaks?
- Check the transmission – how does the fluid look? Are there any leaks? Is the transmission due for service? Remember the vehicle needs to be running to do this.





**CHECK
THOSE
TIRES!**

Now it's time to look at the front end and the tires.

- Look at the front end including ball joints, tie rod, ends, boots, and steering components. Fix any problems ASAP because failure can be disastrous.
- Examine the tires. Is there adequate tread depth? Are tires wearing unevenly? Are they properly inflated – remember, check inflation levels when the tires are cold. Did you check the spare?

Want to Find Out More?

Here are some websites you can visit for additional information:

http://www.autoclubgroup.com/chicago/autos/car_maintenance/articles

<http://www.cartalk.cars.com>

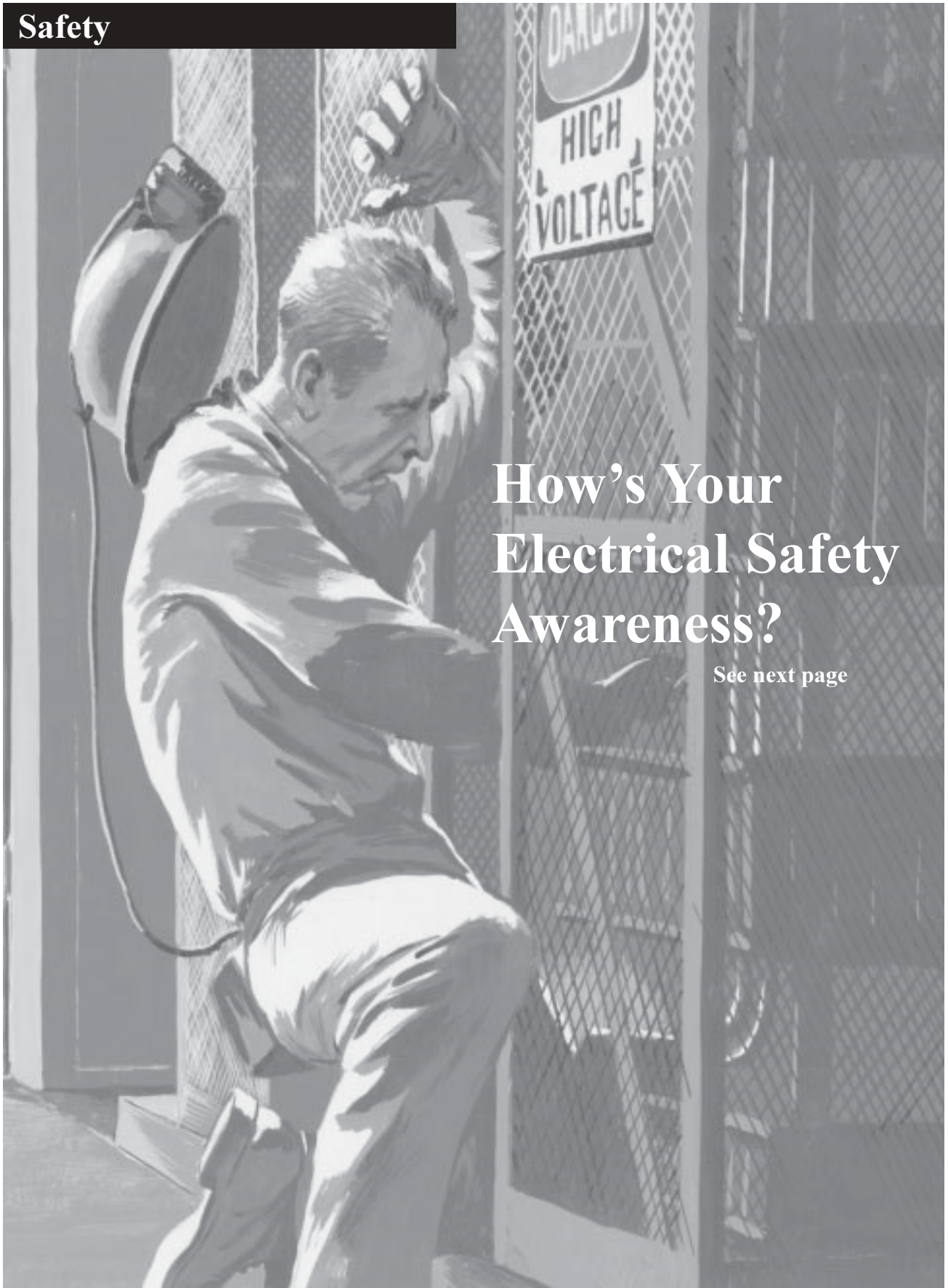
<http://www.safety-council.org>

<http://www.geautoinsurance.com/safety>

<http://www.womanmotorist.com>

<http://www.odot.state.or.us/region3/public/archives/safety>

Safety



How's Your Electrical Safety Awareness?

See next page

Illustration by Duran

How's Your Electrical Safety Awareness?

Part One

By Steve Hoyle

Electricity is used at all types of surface and underground mines. We will start with a big question – do you know (and follow) your mine's electrical safety procedures?

Lets look at some common electrical hazards at surface mines and surface areas of underground mines.

Overhead power lines deliver electricity to the mine. These lines often cross public highways, railroads, and private haulage roads. Regulations require trucks or cranes to maintain at least a 10-foot distance from any energized line. Why is this?

A truck bed, crane boom, drill mast, dragline, power shovel, scraper, front-end loader bucket or other piece of machinery that contacts an overhead power line instantly becomes a conductor. Anyone who stands on the ground and touches equipment that is in contact with a power line, risks death or serious injury from electrocution.

Most mines have storage areas and stockpiles. Many of these facilities are located beneath power lines. The distance from a power line to you may appear to be enough, but material is sometimes piled so high that machinery or miners can come in contact with the overhead line. Anybody touching a power line can be seriously injured or killed from electrocution.

The important thing to remember is that contact kills.

Electrical enclosures in substations are dangerous. Substations contain transformers,

switches, fuses, or circuit breakers, and certain areas within have exposed wires and connections. This is why substations are built to meet specific requirements. Electrical installations should be posted with appropriate warning signs, and should only be entered by authorized, trained persons.

Processing plants (especially older ones) contain many hazards such as electric motors, electric switches, and poor lighting conditions. Opening or closing electrical switches may cause a metallic enclosure to become energized to a high voltage level. Protective mats or platforms placed at electrical switches and controls where shock hazards exist, act as insulators to help prevent current flow through a miner's body and dangerous electric shocks.



Unseen hazards for slips, trips and falls such as cables on the floor.

It's a lot to remember, but here's one more thing. Good housekeeping is essential in all areas of a mine, and it's especially important around electrical equipment. Poor lighting conditions can expose you to unseen hazards such as slips, trips, and falls. Pay attention to your surroundings at all times, even if the lighting conditions are good.

Now it's your turn. How's *your* electrical safety awareness?

Do you know

- Your mine's electrical safety procedures?
- Why power lines are dangerous?
- Where overhead power lines are found at your mine site?
- Why you have to be careful around stockpiles and storage areas?
- Why contact kills?
- The dangers around substations?
- The dangers around processing plants?

Next time, we will look at lockout and tag.

Here are some places to find out more about electrical safety:

Electrical Safe Work Practices

<http://www.chess.cornell.edu/Users/Orientation/electrical.htm>

Electrical Safety

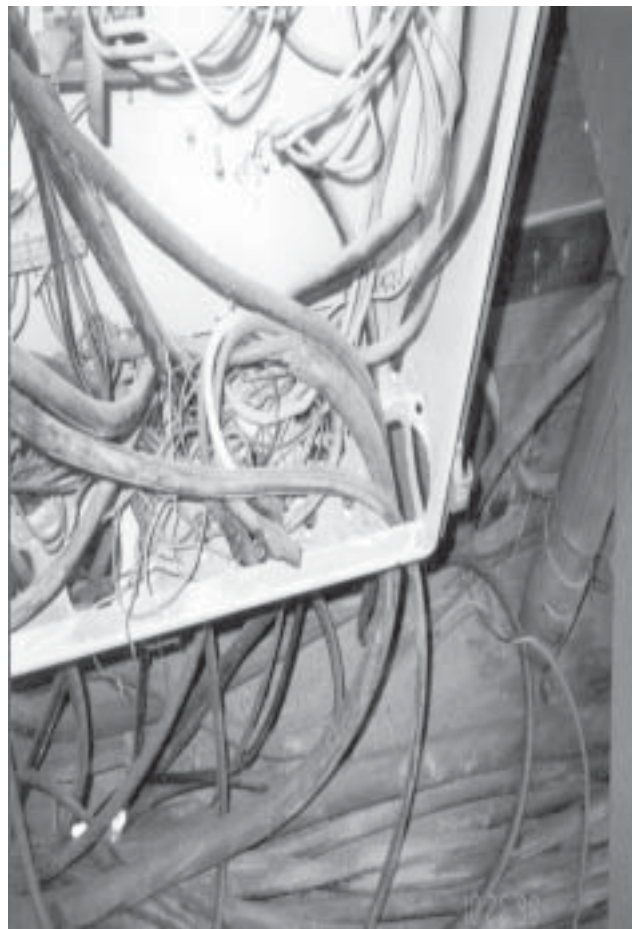
<http://www.oznet.ksu.edu/agsafe/electricalsafety.htm>

Traumatic Occupational Injury – Electrical Safety

<http://www.cdc.niosh/injury/traumaelec.html>

Workplace Electrical Safety Tips

<http://www.nesf.org/work/workplacetips.htm>



2003 Local Mine Rescue Contest Listing

<u>CONTEST</u>	<u>DATE/LOCATION</u>	<u>CONTACT</u>
Smokeaters Post 2 Bench Contest	May 9-10, 2003 Lexington, KY	Ronnie Deaton 606-546-5123
NMRA-Post 1 Bench Contest	May 17, 2003 Gary, WV	Gilbert Whitt 304-436-8421
Governor's Cup Mine Rescue, First Aid, Bench and Pre-Shift Contest	May 30, 2003 Claypool Hill, VA	Wayne Davis 276-498-4533
Indiana Mine Rescue and Bench Contest	June 5, 2003 Vincennes, IN	Mike Stanley 812-743-2033
Kanawha Valley Holmes Safety Association Mine Rescue Contest	June 7, 2003 Mount Carbon, WV	Jerry Richards 304-442-5145
West Kentucky Safety Days Mine Rescue, First Aid, Bench and Pre-Shift Contest	June 10-12, 2003 Madisonville, KY	Polly Wilson 800-899-5181 EXT 8335
Aracoma/Coal River Holmes Safety Mine Rescue, First Aid and Bench Contest	June 11, 2003 Logan, WV	Vickie Mullins 304-752-5315
Colorado Coal Association Mine Rescue, First Aid and Bench Contest	June 18-19, 2003 Craig, CO	Diane Ponikvar 970-870-2713
Tri-state Post 6, Ohio Valley Mine Rescue, First Aid and Bench Contest	June 18-19, 2003 St. Clairsville, OH	William A. McGilton 740-695-2297
Rocky Mountain Association Mine Rescue, First Aid and Bench Contest	July 30-31, 2003 Price, UT	Kevin Tuttle 435-687-2317

Virginia Mining Institute's Safety Day-Mine Rescue, First Aid, Bench and Pre-Shift Contest	August 5-7, 2003 Blacksburg, VA	Norman Page Diane Crouse 276-679-0230
NMRA-Post 5 Mine Rescue, First Aid, Bench and Pre-Shift Contest	August 13-14, 2003 Morgantown, WV	Jerry W. Johnson 304-291-4277
Knott-Floyd Holmes Safety Days, Mine Rescue, Bench, MET and Pre-Shift Contest	August 19-21, 2003 Allen, KY	Dave Jones 606-785-4191 Jerry Bellamy 606-432-0943
Pennsylvania State Mine Rescue and Bench Contest	August 21-22, 2003 Carmichaels, PA	Carol Boring 724-925-5150 EXT 142
Illinois Mine Rescue and Bench Contest	August 26-27, 2003 Springfield, IL	Steve Kattenbraker 618-439-4355
Southern West Virginia Mine Rescue, First Aid and Bench Contest	August 27-28, 2003 Beckley, WV	Mike Rutledge 304-558-1425, EXT 29
Kentucky Mining Institute, Mine Rescue, Bench, Pre-Shift and MET Contest	September 3-5, 2003 Lexington, KY	Geaunita Caylor 859-257-2820
State of Alabama Mine Rescue, First Aid and Bench Contest	September 3-5, 2003 Birmingham, AL	Bill Kelce 205-822-0384
2003 National Mine Rescue, First Aid and Bench Contest	September 15-19, 2003 Louisville, KY	Joseph W. Pavlovich 606-546-5123

2003 Joint National Meeting

Joseph A. Holmes Safety Association

Western TRAM (Training Resources Applied to Mining)

Mine Safety Institute of America

National Society of State Mine Inspection and Training Agencies

June 16-19, 2003
Reno, Nevada
Silver Legacy Resort & Casino

2003 JOINT MINE SAFETY MEETING

Overview

The 2003 Joint National Meeting of the Joseph A. Holmes Safety Association, National Association of State Mine Inspection and Training Agencies, Mine Safety Institute of America (MSIA), and Western TRAM (Training Resources Applied to Mining) will be conducted June 16-19, 2003, in Reno, Nevada.

The conference will include:

- ✓ Free training materials
 - ✓ Networking with industry peers
 - ✓ Three distinct training tracks at the seminar:
Underground, Surface, General
 - ✓ Joint panel sessions on topics that involve our entire industry
 - ✓ Short courses offered by Western TRAM* on Monday, June 16, and Friday, June 20.
- *For more information contact Dale Avery at 509-354-8088.

Accommodations will be at the Silver Legacy Resort and Casino, Reno, Nevada. Call 775-329-4777 for reservations. A limited number of rooms have been reserved at the preferred rate of \$55.00.

This initial Western TRAM conference will provide health and safety trainers a chance to enhance their training programs with new materials and techniques from around the country.

The planning committee encourages all industry, labor, academia, and government individuals who are interested in or responsible for health and safety programs to attend and participate in this outstanding conference.

See registration form on next page.

2003 Joint Meeting Registration Form

Name _____

Name for Badge _____

Company/Affiliation _____

Address _____

Telephone _____

Email Address _____

Guest Name _____

- Advance Conference Registration—\$150
(includes “Vendor Hospitality,” Joseph A. Holmes Awards Banquet, and Refreshments)
- On-Site Conference Registration—\$170
(includes all of the above)
- Spouse and Guest Registration—\$75
(includes all of the above)

Enclose check or money order payable to:
“Joseph A. Holmes Safety Association”

MAIL TO:
Joseph A. Holmes Safety Association
P. O. Box 9375
Arlington, Virginia 22219

FOR ADDITIONAL INFORMATION, CALL:
Judy Tate 214-767-8423 or
Elaine Cullen 509-354-8057

Please duplicate form for additional registrations.

2003 Joint Meeting Registration Form

Vendor Registration

Organization _____

Contact Name _____

Title _____

Mailing Address _____

City _____ State _____ Zip _____

Telephone _____

Email Address _____

Describe your product or service:

Do you require an electrical outlet? _____

How many tables do you need? _____

- * The “best” tables will be assigned first, so register early.
- * Each space will have one table and two chairs, unless more are requested.
- * Each table is \$500.
- * The hospitality reception will be from 6:00 p.m. - 8:00 p.m., Tuesday, June 17.

This completed form, along with a check or money order payable to: “Joseph A. Holmes Safety Association,” must be received no later than May 1, 2003.

MAIL TO: Joseph A. Holmes Safety Association
P. O. Box 9375
Arlington, Virginia 22219

FOR ADDITIONAL INFORMATION, CALL:
Judy Tate 214-767-8423



Roof Control Seminar

May 28, 29, 2003


A Roof Control Seminar will be held at the National Mine Health and Safety Academy on May 28-29, 2003. This two-day seminar is intended for miners, company managers, engineers, trainers, roof bolting machine operators, and for anyone else with an interest in coal mine roof safety. Federal and state personnel who wish to increase their knowledge of the latest developments in roof and rib control will also find this seminar to be beneficial.

The program includes workshops and demonstrations by instructors from the National Mine Health and Safety Academy, MSHA Technical Support, MSHA headquarters, other government agencies, and the mining industry.

Topics to be covered include: new roof bolting products, supplemental supports, roof control fatality trends and prevention, and roof control machinery updates. All presentations will feature up-to-date information on safe mining practices designed to reduce injuries and fatalities from falls of roof and rib.

For additional information contact:

John Rosiek (304) 256-3211



Mine Fire Control Seminar June 18, 2003

A Mine Fire Control Seminar will be held at the National Mine Health and Safety Academy on June 18, 2003. This one-day, free-of-charge program is designed to provide participants with information about mine fire situations.

Proposed topics to be covered include: fire statistics, recent mine fires, an overview of relevant sections of 30 CFR Part 75, location and operation of equipment, and site communications.

The program includes class presentations, case studies, and equipment demonstrations.

For additional information contact:

Dave Friley (304) 256-3343 or Jerry Bailey (304) 256-3254 or (304) 256-3399

Join Today! and Grow with us...

Apply for Membership...

Membership is free. Your organization can become a Joseph A. Holmes Safety Association Chapter by completing a membership application and submitting it to the Holmes Safety Association.

Contact Person: _____ Phone No: _____

Company Name: _____

Street/P.O. Box: _____ City: _____

State: _____ Zip: _____ E-Mail Address: _____

MSHA ID Number: _____

Type of Product: _____

Type of Operation: Coal _____ Underground _____ Surface Mill _____ Other _____

Name you would like to call the chapter being established:

Name and organization of person assisting in recruiting this application: _____

Signature of Applicant: _____ Date: _____

Send to:
Joseph A. Holmes Safety Association
P.O. Box 9375
Arlington, VA 22219
or
Telephone: (202) 693-9574
Fax: (202) 693-9571

**For address changes, comments, suggestions
and new subscription requests:**

Contact:

Bob Rhea

Joseph A. Holmes Safety Association Bulletin
Mailing List
MSHA-US DOL
1100 Wilson Blvd. Rm. 2147
Arlington, VA 22209-3939
202/693-9574 Fax: 202/693-9571
E-mail: rhea-robert(@msha.gov

Please address any comments to:

Steve Hoyle

Joseph A. Holmes Safety Association Bulletin
DOL-MSHA
National Mine Health and Safety Academy
1301 Airport Road
Beaver, WV 25813-9426
Please call us at 304/256-3264
or Fax us at 304/256-3461
e-mail: hoyle-stephen@msha.gov

Reminder: The District Council Safety Competition for 2003 is underway - please remember that if you are participating this year, you need to mail your quarterly report to:

**Mine Safety & Health Administration
Educational Policy and Development
Joseph A. Holmes Safety Association Bulletin
P.O. Box 9375
Arlington, Virginia 22219**



U.S. Department of Labor (MSHA)
Joseph A. Holmes Safety Association
1301 Airport Road
Beaver, West Virginia 25813-9426

FIRST-CLASS MAIL
POSTAGE & FEES PAID
U.S. DEPARTMENT OF LABOR
PERMIT NO. G-745

PLACE LABEL HERE

Come Join Us...

