



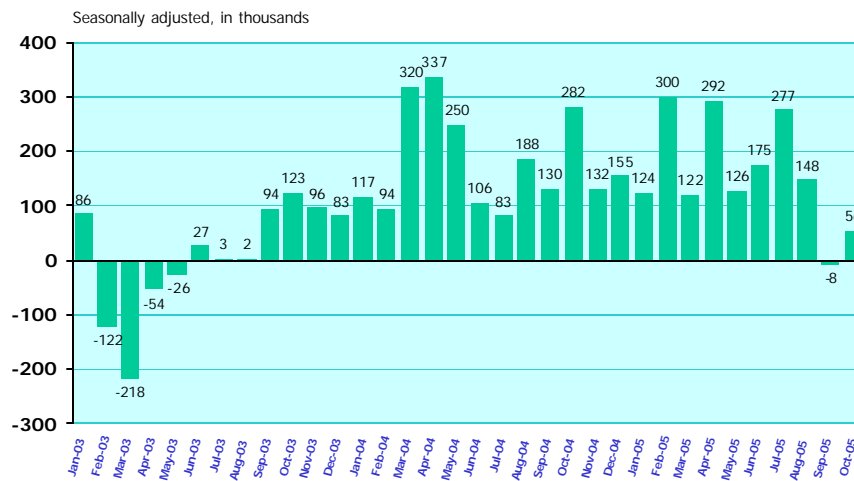
# **Current Employment Statistics**

## **Highlights**

**October 2005**

Bureau of Labor Statistics  
November 4, 2005

## Employment in total nonfarm Over-the-month change, 2003-05

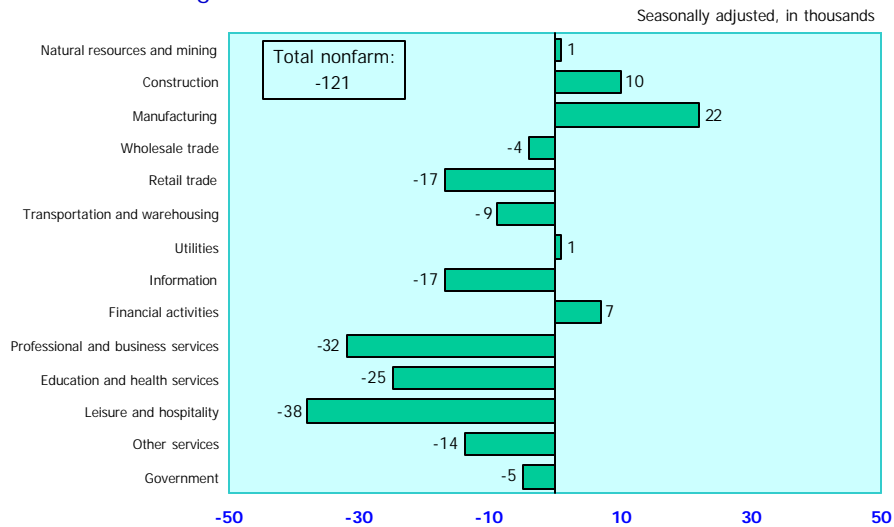


Source: Bureau of Labor Statistics, Current Employment Statistics survey, November 4, 2005.  
Note: Most recent 2 months of data are preliminary.

- Total nonfarm payroll employment was little changed (+56,000) in October, following an essentially flat September (-8,000).
- Average weekly hours of production or nonsupervisory workers on private nonfarm payrolls were unchanged in October, and remain at 33.8 hours, seasonally adjusted. Since late 2002, the average workweek has been flat, fluctuating between 33.6 and 33.8 hours.
- Average hourly earnings of production or nonsupervisory workers on private nonfarm payrolls rose by 8 cents in October to \$16.27, seasonally adjusted. This change follows smaller increases in the prior 2 months. Average weekly earnings increased by 0.5 percent over the month to \$549.93. Over the year, both average hourly and weekly earnings increased by 2.9 percent.

## Employment in total nonfarm and supersectors

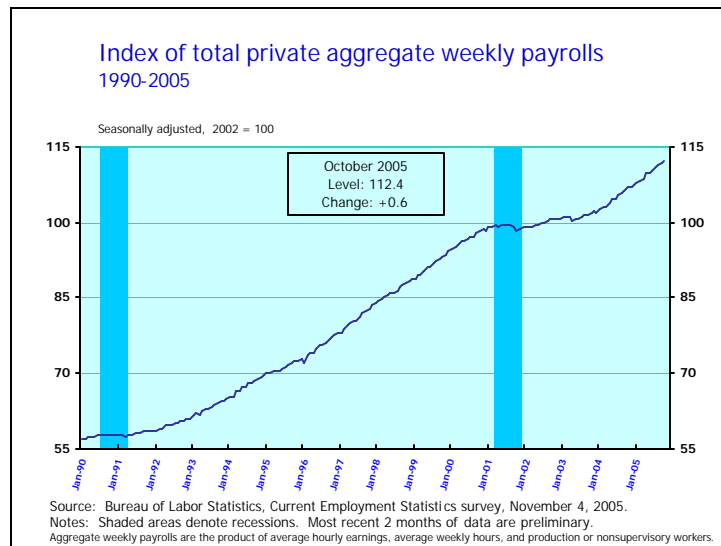
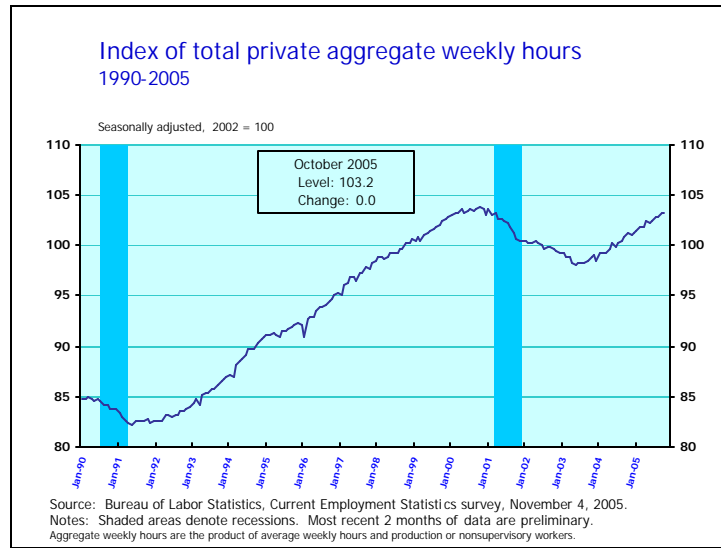
October 2005 over-the-month change's departure from prior 12-month average



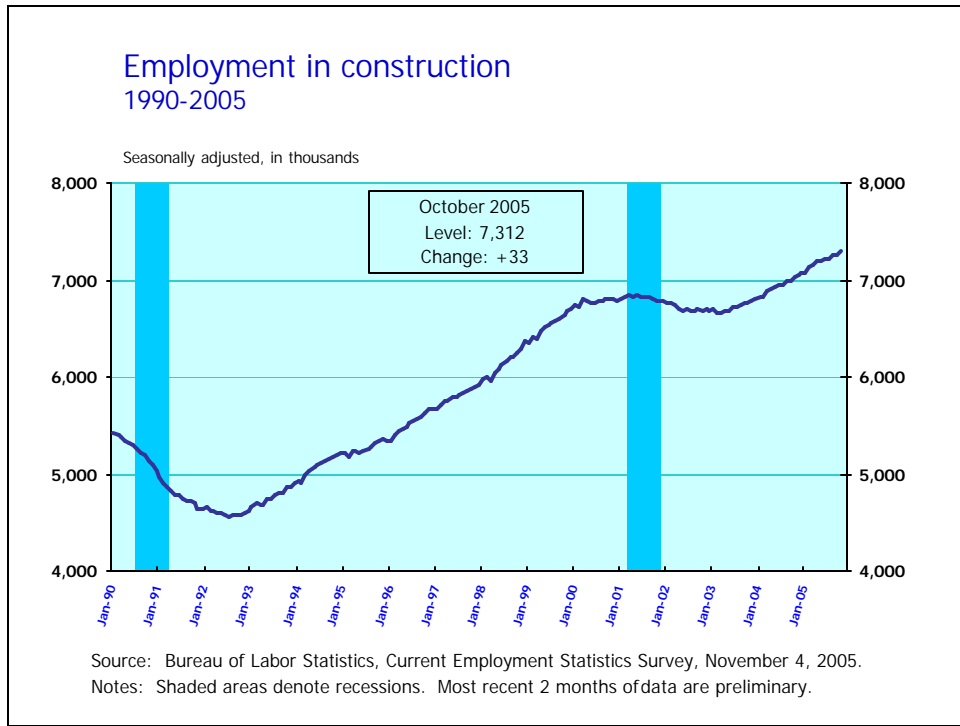
Source: Bureau of Labor Statistics, Current Employment Statistics survey, November 4, 2005.

Note: Data are preliminary. The departure was calculated by subtracting the prior 12-month average employment change from October's over-the-month change.

- Over the year ending in September, payroll employment had grown by an average of 177,000 a month, thus October's job gain fell 121,000 below the 1-year trend.
- October's below trend employment change was spread throughout most of the service-providing industries, with leisure and hospitality, professional and business services, and education and health services experiencing the largest departures from trend. Gains in the goods-producing sector were above trend.

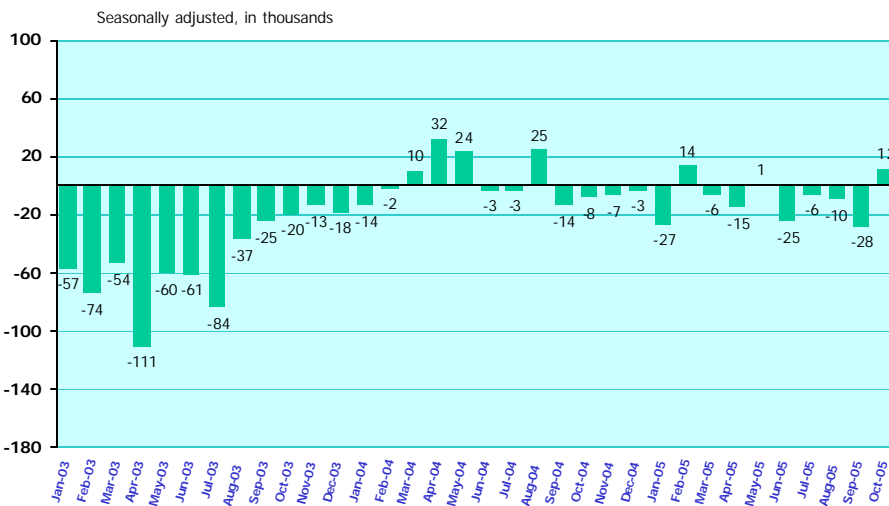


- The index of aggregate weekly hours of production or nonsupervisory workers on private nonfarm payrolls was flat in October, remaining at 103.2. Since its most recent trough in May 2003, the index has increased by 5.1 percent, although it still has not fully recovered to its prior peak level of 103.9 in October 2000.
- The index of aggregate weekly payrolls of production or nonsupervisory workers on private nonfarm payrolls increased by 0.5 percent to 112.4 in October. This growth was driven almost entirely by an 8 cent increase in the average hourly earnings of production or nonsupervisory workers.



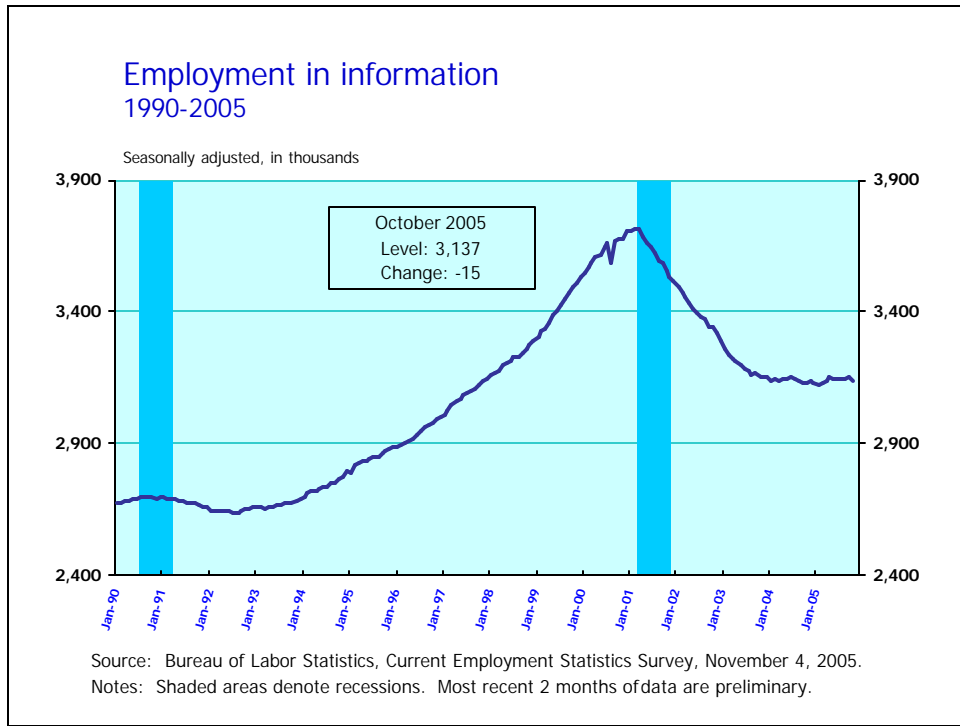
- Construction employment increased by 33,000 in October. This increase continues a trend of solid growth within the industry. Since reaching a trough in March 2003 construction has added over 650,000 jobs.
- Residential specialty trade contractors, which has been helped by a sustained period of historically low interest rates, accounted for much (+20,000) of October's gain.
- It is likely that some of the October gain reflects post-hurricane rebuilding and clean-up efforts, as well as a return to work for construction workers in the Katrina-affected areas.

## Employment in manufacturing Over-the-month change, 2003-05

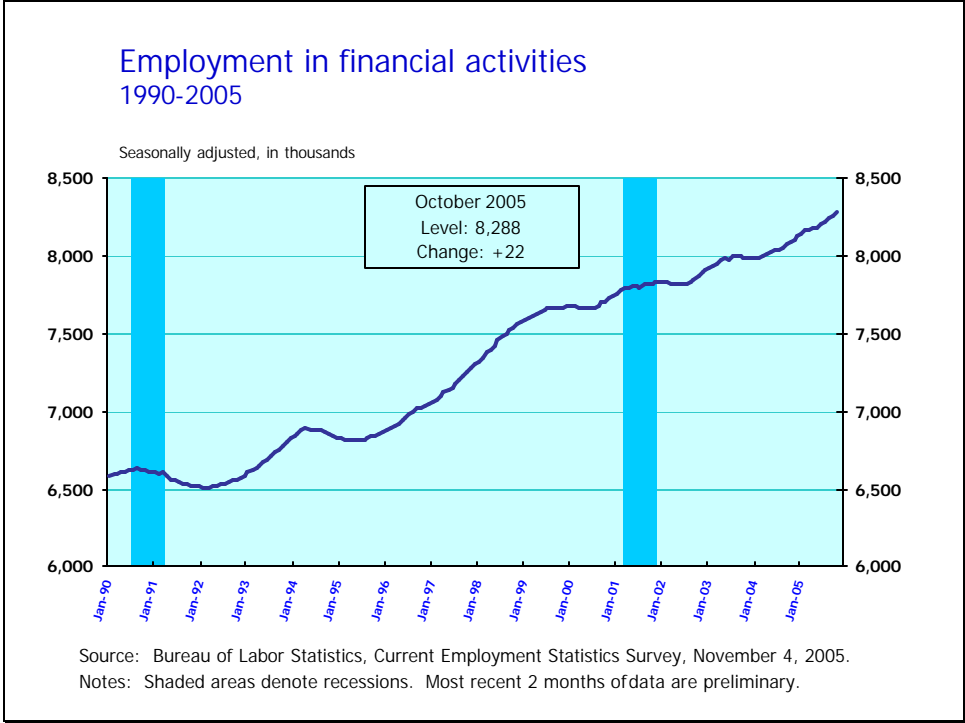


Source: Bureau of Labor Statistics, Current Employment Statistics survey, November 4, 2005.  
Note: Most recent 2 months of data are preliminary.

- Employment in manufacturing increased by 12,000 in October following a decline of 28,000 in September. Since its recent employment peak in August 2004, the manufacturing industry has lost 122,000 jobs, continuing its long-term trend of employment decline.
- The October job gain was concentrated in transportation manufacturers, which added about 22,000 jobs. This employment gain offset a similar loss in September and was due primarily to the return of 18,000 striking workers in the aerospace industry and to a return of workers following Katrina-related declines in ship and boat building in September.
- The factory workweek increased by 0.4 hour to 41.0 hours, while manufacturing overtime remained unchanged for the third consecutive month at 4.5 hours in October. This change in the factory workweek was widespread within manufacturing.

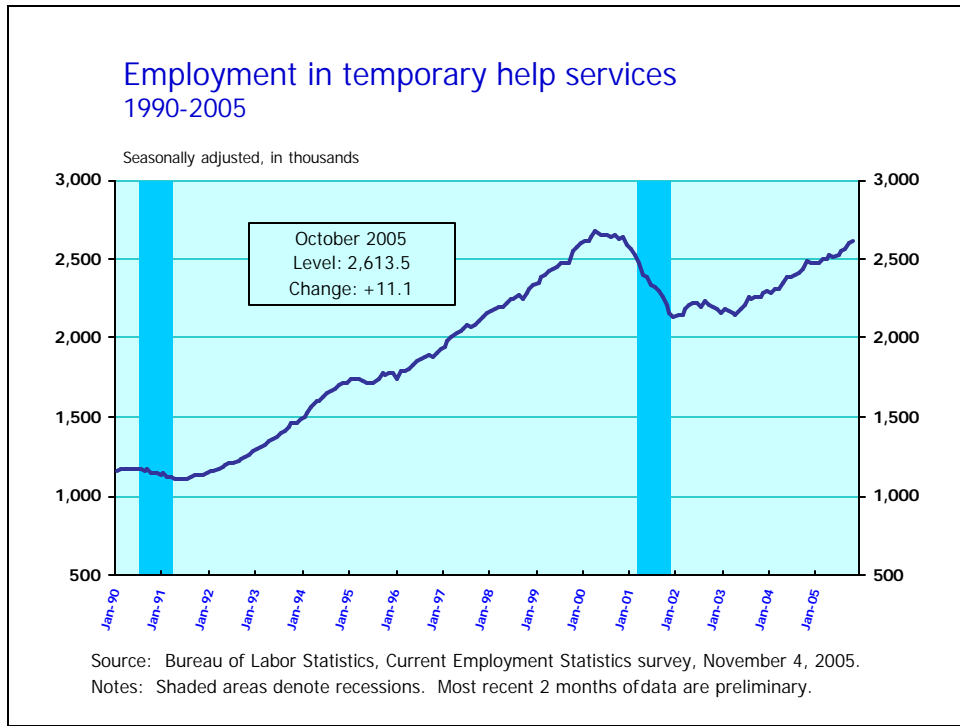


- Employment in the information industry fell by 15,000 in October, well below its prior 12-month average gain of 2,000. The motion pictures and sound recording industry lost 11,000 jobs over-the-month, accounting for most of the job loss in information. Employment in information has shown little net growth this year following a downward trend from March 2001 to January 2005.

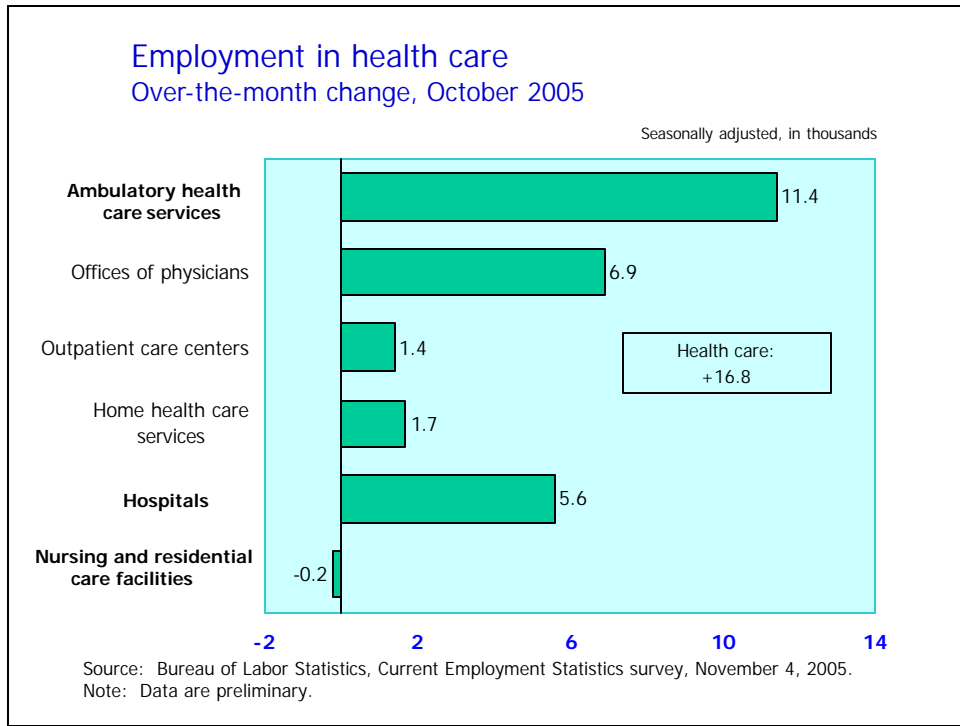


- Financial activities continued to add jobs in October. Employment was up by 22,000 over the month with about half of the increase occurring in credit intermediation. Over the year, employment in financial activities has posted a notable 195,000 jobs gained.



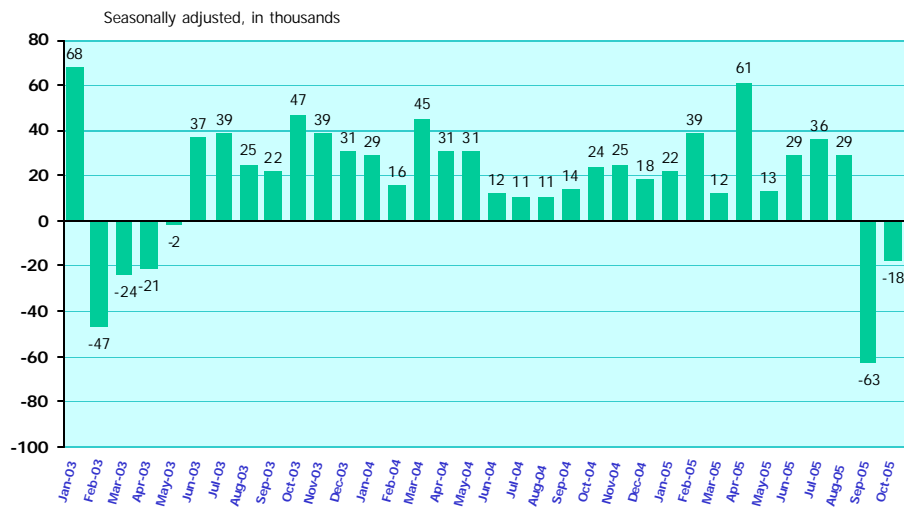


- Employment growth in the temporary help industry accounted for most of the job gain in professional and business services in October. This industry added 11,100 jobs over the month after posting a notable increase of 40,500 in September.
- Professional and business services employment was little changed (+12,000), below its average monthly gain for the previous 12-months. Nonetheless, this below-trend gain follows a strong employment increase of 61,000 in September.



- Health care employment continued to expand in October, increasing by 17,000 over the month. The health care industry has added jobs for 27 consecutive months with 234,000 jobs created so far in 2005.
- Most of October's employment growth in health came from ambulatory health care services, which added 11,000 jobs. The ambulatory health care services industry includes offices of physicians, home healthcare centers, and outpatient clinics.

## Employment in leisure and hospitality Over-the-month change, 2003-05



Source: Bureau of Labor Statistics, Current Employment Statistics survey, November 4, 2005.  
Note: Most recent 2 months of data are preliminary.

- Leisure and hospitality employment edged down by 18,000 in October after declining by 63,000 in September. Prior to September, employment had increased for 27 consecutive months. Weak market conditions and high energy costs negatively impacted employment in the leisure and hospitality industries.
- Over the month, food services and drinking places accounted for most of the decline in leisure and hospitality. This industry lost 15,000 jobs in October following a decline of 58,000 jobs in September. Despite recent weakness, the food services and drinking places industry has added 132,000 jobs so far in 2005.