

REFERENCE COPY

Do Not Remove from the Library

U. S. Fish and Wildlife Service


Biological Report 82(11.104)
July 1989

National Wetlands Research Center
700 Cajun Dome Boulevard
Lafayette, Louisiana 70506

TR EL-82-4

**Species Profiles: Life Histories and
Environmental Requirements of Coastal Fishes
and Invertebrates (South Florida)**

LADYFISH AND TARPON



Fish and Wildlife Service

U.S. Department of the Interior

Coastal Ecology Group
Waterways Experiment Station

U.S. Army Corps of Engineers

Biological Report 82(11.104)
TR EL-82-4
July 1989

Species Profiles: Life Histories and Environmental Requirements
of Coastal Fishes and Invertebrates (South Florida)

LADYFISH AND TARPON

by

Alexander V. Zale
and
Susan G. Merrifield

Oklahoma Cooperative Fish and Wildlife Research Unit
Department of Zoology
404 Life Sciences West
Oklahoma State University
Stillwater, OK 74078

Project Officer
David Moran
National Wetlands Research Center
U.S. Fish and Wildlife Service
1010 Gause Boulevard
Slidell, LA 70458

Performed for

Coastal Ecology Group
Waterways Experiment Station
U.S. Army Corps of Engineers
Vicksburg, MS 39180

and

National Wetlands Research Center
Research and Development
Fish and Wildlife Service
U.S. Department of the Interior
Washington, DC 20240

This series may be referenced as follows:

U.S. Fish and Wildlife Service. 1983-19 . Species profiles: life histories and environmental requirements of coastal fishes and invertebrates. U.S. Fish Wildl. Serv. Biol. Rep. 82(11). U.S. Army Corps of Engineers, TR EL-82-4.

This profile may be cited as follows:

Zale, A.V., and S.G. Merrifield. 1989. Species profiles: life histories and environmental requirements of coastal fishes and invertebrates (South Florida) -- ladyfish and tarpon. U.S. Fish Wildl. Serv. Biol. Rep. 82(11.104). U.S. Army Corps of Engineers, TR EL-82-4. 17 pp.

PREFACE

This species profile is one of a series on coastal aquatic organisms, principally fish, of sport, commercial, or ecological importance. The profiles are designed to provide coastal managers, engineers, and biologists with a brief comprehensive sketch of the biological characteristics and environmental requirements of the species and to describe how populations of the species may be expected to react to environmental changes caused by coastal development. Each profile has sections on taxonomy, life history, ecological role, environmental requirements, and economic importance, if applicable. A three-ring binder is used for this series so that new profiles can be added as they are prepared. This project is jointly planned and financed by the U.S. Army Corps of Engineers and the U.S. Fish and Wildlife Service.

Suggestions or questions regarding this report should be directed to one of the following addresses.

Information Transfer Specialist
National Wetlands Research Center
U.S. Fish and Wildlife Service
NASA-Slidell Computer Complex
1010 Gause Boulevard
Slidell, LA 70458

or

U.S. Army Engineer Waterways Experiment Station
Attention: WESER-C
Post Office Box 631
Vicksburg, MS 39180

CONVERSION TABLE

Metric to U.S. Customary

<u>Multiply</u>	<u>By</u>	<u>To Obtain</u>
millimeters (mm)	0.03937	inches
centimeters (cm)	0.3937	inches
meters (m)	3.281	feet
meters (m)	0.5468	fathoms
kilometers (km)	0.6214	statute miles
kilometers (km)	0.5396	nautical miles
square meters (m ²)	10.76	square feet
square kilometers (km ²)	0.3861	square miles
hectares (ha)	2.471	acres
liters (l)	0.2642	gallons
cubic meters (m ³)	35.31	cubic feet
cubic meters (m ³)	0.0008110	acre-feet
milligrams (mg)	0.00003527	ounces
grams (g)	0.03527	ounces
kilograms (kg)	2.205	pounds
metric tons (t)	2205.0	pounds
metric tons (t)	1.102	short tons
kilocalories (kcal)	3.968	British thermal units
Celsius degrees (°C)	1.8(°C) + 32	Fahrenheit degrees

U.S. Customary to Metric

inches	25.40	millimeters
inches	2.54	centimeters
feet (ft)	0.3048	meters
fathoms	1.829	meters
statute miles (mi)	1.609	kilometers
nautical miles (nmi)	1.852	kilometers
square feet (ft ²)	0.0929	square meters
square miles (mi ²)	2.590	square kilometers
acres	0.4047	hectares
gallons (gal)	3.785	liters
cubic feet (ft ³)	0.02831	cubic meters
acre-feet	1233.0	cubic meters
ounces (oz)	28350.0	milligrams
ounces (oz)	28.35	grams
pounds (lb)	0.4536	kilograms
pounds (lb)	0.00045	metric tons
short tons (ton)	0.9072	metric tons
British thermal units (Btu)	0.2520	kilocalories
Fahrenheit degrees (°F)	0.5556 (°F - 32)	Celsius degrees

CONTENTS

	<u>Page</u>
PREFACE	iii
CONVERSION TABLE	iv
ACKNOWLEDGMENTS	vi
NOMENCLATURE/TAXONOMY/RANGE	1
MORPHOLOGY AND IDENTIFICATION AIDS	3
Ladyfish	3
Tarpon	4
REASON FOR INCLUSION IN THIS SERIES	4
LIFE HISTORIES	4
GROWTH CHARACTERISTICS	7
Age and Growth	7
Morphometric Relations	8
FISHERY	8
ECOLOGICAL ROLE	9
Feeding Behavior/Food Habits	9
Predators	10
Parasites	10
ENVIRONMENTAL REQUIREMENTS	10
Temperature	10
Salinity	11
Dissolved Oxygen	11
Contaminants	12
Turbidity	12
Wetlands Destruction and Degradation	12
LITERATURE CITED	13

ACKNOWLEDGMENTS

Drafts of this Species Profile were critically reviewed by Ed Rutherford, National Park Service, Everglades National Park, Florida; C. Richard Robins, University of Miami, Miami, Florida; and Paul H. Eschmeyer, Editorial Office, U.S. Fish and Wildlife Service, Fort Collins, Colorado. Sheila G. Johnson, Edmon Low Library, Oklahoma State University, provided exceptional assistance with literature searches and inter-library loan. H. Franklin Percival of the Florida Cooperative Fish and Wildlife Research Unit, University of Florida, Gainesville, and O. Eugene Maughan of the Oklahoma Unit provided administrative assistance.

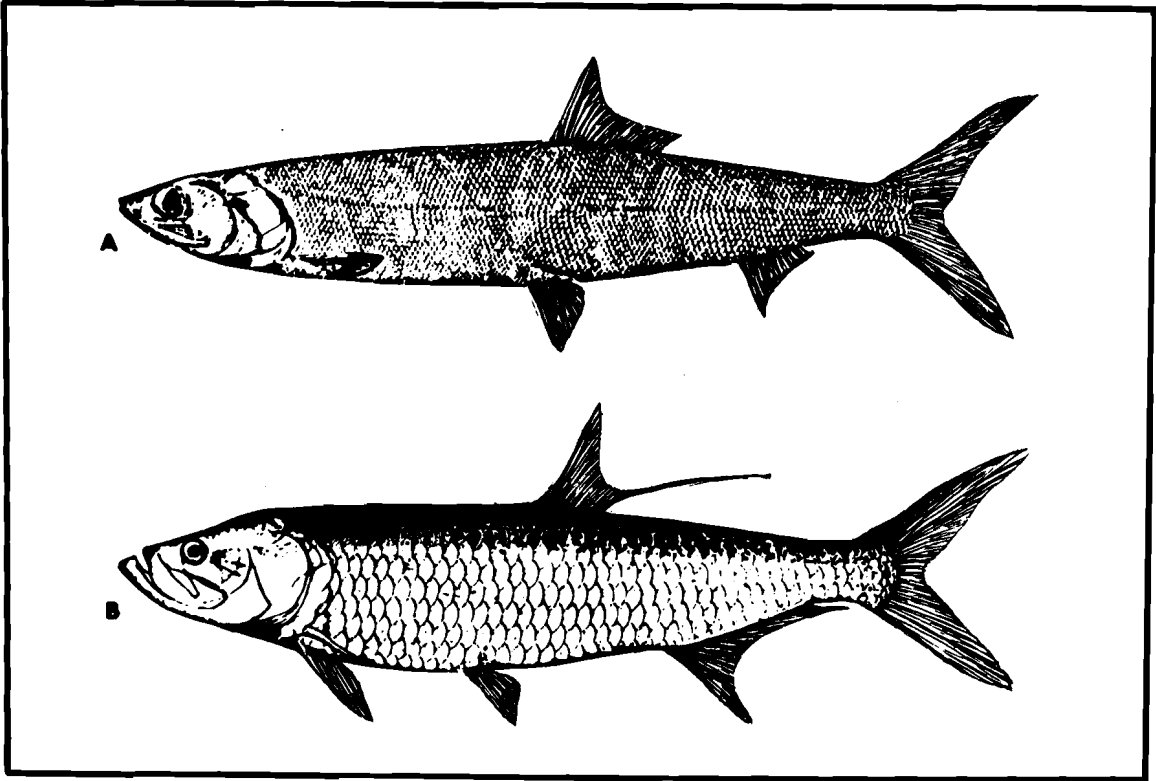


Figure 1. A: ladyfish; B: tarpon.

LADYFISH AND TARPON

NOMENCLATURE/TAXONOMY/RANGE

Scientific name Elops saurus
Linnaeus (Robins et al. 1980)

Preferred common name ladyfish
(Figure 1A)

Other common names .. bigeyed herring,
bony-fish, chiro, Francesca, John
Mariggle, Liza, matajuelo real,
piojo, skipjack, tenpounder (Eldred
and Lyons 1966; Jordan and Evermann
1969)

Class Osteichthyes
Order Elopiformes
Family Elopidae

Geographic range western Atlantic
Ocean from Bermuda and southern New
England (but uncommon north of Cape
Hatteras) to Rio de Janeiro, Brazil,
and throughout the Gulf of Mexico
(Figure 2); also occurs in the In-
dian and western Pacific Oceans
(Jordan and Evermann 1896; Bigelow
and Schroeder 1953; Briggs 1958;
Berra 1981). Marine and brackish
estuarine (Eldred and Lyons 1966;
Nelson 1984).

Scientific name .. Megalops atlanticus
Valenciennes (Robins et al. 1980)

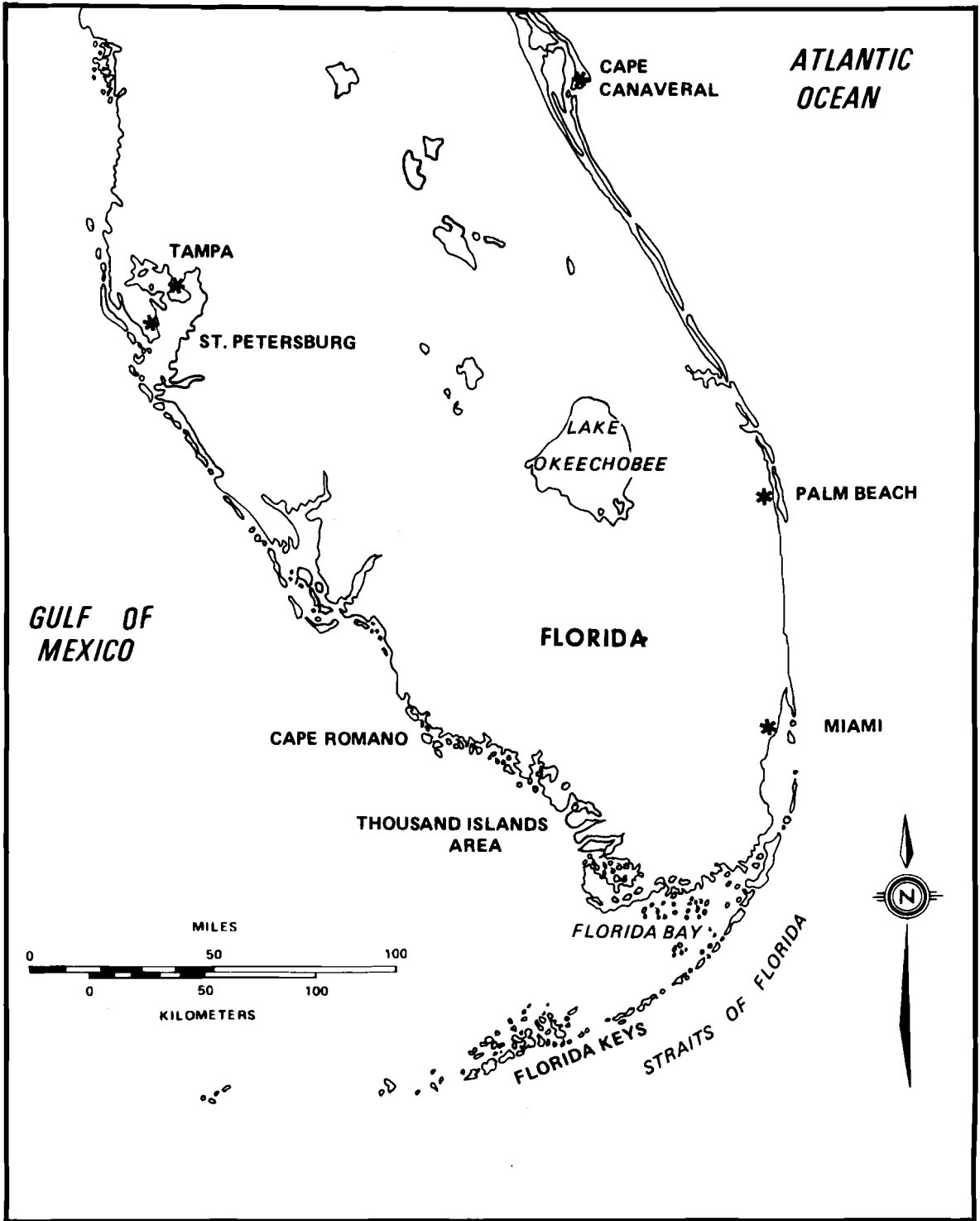


Figure 2. Ladyfish and tarpon are distributed along the entire coast of South Florida in the Continental Shelf and brackish estuarine waters; tarpon ascend rivers into freshwater also.

Preferred common name tarpon
(Figure 1B)
Other common names big scale,
caffum, grande ecaille, grande ecoy,
jewfish, sabalo, sabilo real,
sadina, savalle, savallo, savalo-
real, savanilla, silver fish, silver
king, tarpom, tarpum (Gill 1907;
Hildebrand 1937; Babcock 1951; Wade
1962a; Jordan and Evermann 1969)
Class Osteichthyes
Order Elopiformes
Family Elopidae or Megalopidae

The tarpon was placed in the Elopidae by Gosline (1971) and Robins et al. (1980), whereas Greenwood et al. (1966), Forey (1973a, 1973b), and Nelson (1984) recognized the Megalopidae and Elopidae as separate families within the suborder Elopoidei. The issue is equivocal and unlikely to be resolved soon.

Geographic range Western Atlantic Ocean from Virginia to Brazil and Gulf of Mexico (Figure 2); eastern Atlantic off tropical Africa; chief centers of abundance are the West Indies, Florida, and Gulf of Mexico; stragglers recorded from Nova Scotia, Bermuda, Argentina, and the Pacific terminus of the Panama Canal (Hildebrand 1939; Wade 1962a, 1969; Nelson 1984). No evidence exists to suggest that tarpon have become established in the Pacific (Swanson 1946; Wade 1962a). Generally marine or brackish estuarine, but often ascends rivers into fresh water (1951; Wade 1962a; Robins 1978; Nelson 1984).

MORPHOLOGY/IDENTIFICATION AIDS

The ladyfish and tarpon are both herring-like in general appearance but are readily distinguished from clupeids by the presence of an elongate bony gular plate between the branches of the lower jaw and a much

larger mouth; the jaw extends considerably posterior to the rear edge of the orbit (Bigelow and Schroeder 1953). The belly is not keeled or serrated as in herrings, but is relatively broad and covered with ordinary scales (Jordan and Evermann 1969).

The following description of the Elopidae (including the tarpon) is summarized from Jordan and Evermann (1969). Body elongate, somewhat compressed, and covered with silvery cycloid scales. No scales on head. Lateral line present. Mouth broad, lower jaw prominent. Premaxillaries short and nonprotactile; maxillaries form lateral margins of the upper jaw. Eye relatively large, with adipose eyelid. Bands of villiform teeth on jaws, vomer, palatines, pterygoids, tongue, and base of skull. Opercular bones thin, with expanded membranous margins. Gill membranes entirely separate and free from the isthmus; gillrakers long and slender. Dorsal fin inserted over or slightly behind the pelvics. Caudal fin forked, dorsal and anal fins depressible into scaly sheaths. No spines or adipose fin. Very long accessory scales at the pectorals and pelvics.

Ladyfish

Body very elongate and covered with small, thin, silvery scales. Head small and pointed, with very large terminal mouth; maxillary reaches far behind eye. Branchiostegal rays 30. Dorsal fin inserted slightly behind the pelvics. Dorsal, anal, and pelvic fin ray counts, 20, 13, and 15, respectively. Caudal lobes long and slender. Lateral line straight, with simple pores, 110 to 120 scales. Color silvery all over and bluish dorsally, with lower parts of sides and ventral surface yellowish or white. Dorsal and caudal fins dusky yellowish and silvery. Pelvics and pectorals speckled, yellowish, and

dusky. Reaches a maximum length of about 1 m (usually less than 60 cm) and weight of several kilograms. Data from Bigelow and Schroeder (1953) and Jordan and Evermann (1969).

Tarpon

Body oblong, compressed, and covered with large, thick, silvery, cycloid scales. Mouth large and superior. Branchiostegal rays 23. Dorsal fin with 12 rays, inserted considerably behind the pelvics. Anal deeply falcate, 20 rays, about twice as long as dorsal, has greatly elongated last ray. Caudal widely forked and scaly. Lateral line nearly straight, 41 to 48 scales; its tubes radiate widely over the surface of the scales. Vertebral counts 53 to 57. Color bright silver, with dorsal surface somewhat darker than ventral. Reaches 2 to 2.6 m and over 90 kg. Data from Bigelow and Schroeder (1953), Jordan and Evermann (1969), and Nelson (1984).

The two species are easily distinguished (Jordan and Evermann 1969). The ladyfish has large pseudobranchs and small scales. The last ray of the dorsal is not elongated, and the anal fin is smaller than the dorsal. Conversely, the tarpon has large scales and no pseudobranchs. The last ray of the dorsal is elongated, its free portion being as long as, or longer than, the height of the fin. The anal fin is larger than the dorsal.

REASON FOR INCLUSION IN THIS SERIES

The tarpon is the premier inshore big-game fish of the Florida coast (McLane 1974; Robins 1978). Esteemed for its stamina, strength, and especially its leaping prowess, it is avidly sought by anglers. Numerous annual tournaments are directed specifically at this species. Tourist

revenues generated by the fishery are formidable. The ladyfish is also sought by anglers; it has the sporting attributes of the tarpon, but comes in a smaller package suitable for light tackle. Both species are considered inedible in the United States because of the boniness of the flesh, and therefore do not support commercial fisheries. However, they are eaten in limited quantities elsewhere (Hildebrand 1939; Babcock 1951).

LIFE HISTORIES

Spawning locations of ladyfish are unknown, but have been inferred to be offshore throughout most of the range of the species, as judged by the locations of capture of early larvae (Hildebrand 1943; Gehringer 1959a; Eldred and Lyons 1966). Similarly, tarpon are believed to spawn throughout most of their range in offshore waters (Wade 1962a; Hildebrand 1963; Eldred 1967). Eldred (1967, 1968, 1972) inferred from larval capture locations that spawning took place in the Florida Straits, Gulf Stream, and Caribbean. Smith (1980) provided strong evidence (based on the collection of very young larvae) that tarpon spawn off the Caribbean coast of Mexico near Cozumel and Banco Chinchorro (Yucatan Channel), off west-central Florida, and off the southern part of Veracruz, Mexico. The presence of small larvae off Georgia (Gehringer 1959b) and North Carolina (Berrien et al. 1978) indicates that spawning occurs there also, and probably to some extent along the entire coast from Florida to Cape Hatteras.

Fecundity of a tarpon 2 m long was estimated to be about 12,200,000 (Babcock 1951). Sexual maturity is attained at a total length (TL) of about 120 cm (Breder 1944). Fecundity and size at sexual maturity of ladyfish are unknown.

Eggs of neither tarpon nor ladyfish have been described, nor are yolk-sac larvae of the ladyfish known. Smith (1980) described and illustrated late yolk-sac larvae of tarpon. His smallest specimen, 5.7 mm in notochord length (NL), retained only trace amounts of yolk, indicating that the yolk-sac stage ends at about 6 mm NL. Eggs and yolk-sac larvae that Breder (1944) believed to be tarpon were erroneously identified (Eldred 1972).

Post yolk-sac larval development in both species progresses through three distinct stages (terminology from Wade 1962a, modified by Jones et al. 1978). Stage I is an initial period of length increase that culminates in the development of a fully formed leptocephalus larva. The leptocephalus is characterized by a long, ribbon-like, colorless, transparent body; large fang-like teeth; a very small head; and small fins. It lacks gills and red blood cells, and its gut is not open (Robins 1978). Oxygen and nutrients are absorbed through the skin. In Stage II, the larva decreases markedly in length and gradually loses the ribbon-like leptocephalic morphology. Stage III is a second period of length increase that terminates with the beginning of the juvenile stage. Late in Stage II and throughout Stage III the larva undergoes pronounced changes in body form, including increases in body depth, snout length, head length, dorsal and anal fin height, and pectoral fin size. Late in Stage III, the body starts to become opaque and silvery. Juveniles resemble adults in general appearance. Early life history stages of tarpon were described by Hildebrand (1934), Hollister (1939), Harrington (1958), Gehringer (1959b), Wade (1962a), Eldred (1967, 1968, 1972), Mercado and Ciardelli (1972), Jones et al. (1978), and Smith (1980). Descriptions of larval and juvenile ladyfish were published by Hildebrand (1943), Alikunhi and Rao (1951), Gehringer (1959a), Eldred and Lyons (1966), and Jones et al. (1978).

Ladyfish grow to a maximum standard length (SL) of about 40-45 mm during Stage I, shrink to about 18-20 mm SL during Stage II, and metamorphose into juveniles at about 30-35 mm SL at the end of Stage III (Hildebrand 1943; Alikunhi and Rao 1951; Gehringer 1959a; Jones et al. 1978). Durations of about 29 days for Stage II and 42 days for Stage III were reported by Gehringer (1959a) for larvae reared in the laboratory. Alikunhi and Rao (1951) reported the duration of Stages II and III combined as only 9 days in the laboratory; concurrent field collections provided supporting evidence for this rapid rate of change. No records of water temperature accompanied the data for either study.

Sizes of Stage I tarpon range from 6 mm NL to 28 mm SL (Mercado and Ciardelli 1972; Smith 1980). Duration of Stage I is estimated to be 2 to 3 months in the ocean (Smith 1980). Larval tarpon shrink to about 14 mm SL during Stage II and become juveniles at about 40 mm SL after Stage III (Wade 1962a). Duration of Stage II was 20-25 days in the laboratory (Mercado and Ciardelli 1972). On the basis of Harrington's (1966) data, we estimate duration of Stage III to be about 7-8 weeks.

Spawning of ladyfish appears to extend throughout most of the year, perhaps peaking in fall, as judged by the occurrence of Stage I larvae. Alikunhi and Rao (1951) collected late Stage I larvae from October to December in coastal Indian waters. Hildebrand (1943) collected Stage I larvae off Beaufort, North Carolina, from October through May; off Texas in February, March, April, and November; off the Florida Keys in November; and off Cuba in May. Offshore collections of Stage I larvae were made by Gehringer (1959a) off Florida and Georgia in October, off South Carolina in May, and off North Carolina in November. Arnold et al. (1960) collected lep-

tocephali from early March to mid-May near Galveston, Texas. Tabb and Manning (1961) reported that larvae were abundant in Florida Bay from September through December. Eldred and Lyons (1966) reported collecting Stage I leptocephali off Florida in January, February, May, June, August, October, and December.

Summarizing various references on the occurrences of larval tarpon, Robins (1978) and Smith (1980) noted that Stage I larvae occur from mid-May to late August, and Stage II larvae from late June to early October; they inferred that spawning occurs in late spring or early summer.

Early Stage I larvae of ladyfish were captured offshore (Gehringer 1959a) at 28.5 ppt and 28.1 °C (Eldred and Lyons 1966). Late Stage I larvae occur inshore (Gehringer 1959a) at 26.3-38.5 ppt and 17.5-29.0 °C (Eldred and Lyons 1966). Older early-life stages (Stage II and III larvae and juveniles) inhabit coastal beaches, canals, bayous, lagoons, tidal ponds, creeks, rivers, and mosquito control impoundments (Erdman 1960; Zilberberg 1966; Dahlberg 1972; Govoni and Merriner 1978; Gilmore et al. 1981; Thompson and Deegan 1982; Snelson 1983). They live in water of a wide range of salinities and temperatures: 14-45 ppt and 24-32 °C (Harrington 1958); 17.5-39.0 ppt (Harrington and Harrington 1961); 34.3-34.6 ppt and 18-23 °C (Eldred and Lyons 1966); 1.4-11.2 ppt and 21-30 °C (Herke 1969); 0.1-28.7 ppt and >19.9 °C (Dahlberg 1972); 10-20 ppt and <35 °C (Rose et al. 1975); 5.6-5.8 ppt (Theiling and Loyacano 1976); 2.2-6.1 ppt (Govoni and Merriner 1978); 0.0-8.8 ppt and 16-28 °C (Thompson and Deegan 1982). Rose et al. (1975) reported a pH range of 6.8-8.7 for a coastal impoundment inhabited by juvenile ladyfish. Adult ladyfish usually live in relatively open inshore and coastal habitats (Dahlberg 1972; Gilmore et al. 1981;

Snelson 1983) but may ascend rivers for considerable distances (Tagatz 1967).

Habitats of Stage I tarpon larvae are clear, warm, oceanic waters (Gehringer 1959b; Robins 1978) within 100 m of the surface (Wade 1962a). Surface water temperatures at collection sites ranged from 26.0 to 30.0 °C and salinities from 33.6 to 36.0 ppt (Wade 1962a; Berrien et al. 1978; Smith 1980). Estimated temperature and salinity ranges at depth of capture were 22.2-28.4 °C and 33.6-36.7 ppt (Wade 1962a).

Stage II and III tarpon larvae and juveniles live in salt marsh and mangrove ponds, tidal creeks, rivers, ditches, beaches, and mosquito-control impoundments (Storey and Perry 1933; Breder 1944; Simpson 1954; Moffett and Randall 1957; Erdman 1960; Harrington and Harrington 1960, 1961; Wade 1962a, 1969; Rickards 1968; Dahlberg 1972; Tagatz 1973; Gilmore et al. 1981; Snelson 1983). These habitats are typically shallow (<1 m), have a sandy mud or mud substrate with no rooted submerged vegetation, are lined by reeds or mangroves, usually have turbid or dark-stained waters, and may be either stagnant or have considerable current (Beebe 1927; Breder 1933; Simpson 1954; Wade 1962a, 1969; Rickards 1968). In such habitats, larvae and juveniles are able to withstand environmental conditions deleterious to many other fishes. Juvenile tarpon have been collected at widely varying salinities: 31.8 ppt (Simpson 1954), 18.8-33.4 ppt (Moffett and Randall 1957), 14-45 ppt (Harrington 1958), 17.5-39.0 ppt (Harrington and Harrington 1961), 0.0-22.3 ppt (Rickards 1968), 0-47 ppt (Wade 1969), and 15-21 ppt (Gilmore et al. 1982). Most larval and juvenile tarpon live at relatively high temperatures: 36.6 °C (Moffett and Randall 1957), 36.0 °C (Rickards 1968), and 40 °C (Wade 1969). Because tarpon respire

aerially (by gulping air) at least as early as the beginning of Stage III (Harrington 1966), low dissolved oxygen concentrations are not deleterious to survival. The strong odor of hydrogen sulfide at capture sites, indicative of poor tidal flushing, has been reported by various investigators (e.g., Beebe 1927; Breder 1933, 1944; Rickards 1968; Wade 1969). Juvenile tarpon are often collected from isolated marsh ponds that are connected to the estuary only during spring tides. Wade (1969) collected juvenile tarpon at pH's of 6.8 to 8.2.

In eastern Florida marshes, Wade (1969) found Stage III larvae in ditches at the headwaters of small creeks. Small juveniles (40-80 mm SL) lived in larger ditches and creeks, especially in the deeper pools. Large juveniles were found in larger canals and rivers. Juvenile tarpon eventually emigrate from marsh and mangrove habitats and enter coastal waters when they reach about 600-800 mm TL (Robins 1978). In Georgia, tarpon are unable to overwinter in marsh habitats; juveniles left marshes, presumably to migrate south, by late October, when they had attained about 160 mm SL (Rickards 1968). Adults live in bays, lagoons, and coastal habitats (Breder 1944; Dahlberg 1972; Gilmore et al. 1981; Snelson 1983) or may cruise the open ocean (Robins 1978).

GROWTH CHARACTERISTICS

Age and Growth

Moffett and Randall (1957), who examined length-frequency distributions of juvenile tarpon from a south Florida mangrove pond, reported that modal lengths increased from 75-80 mm FL in early September to 110-115 mm FL at the end of the month, and inferred a length increase of about 1.4 mm/day; rates declined by about 50% in October. Five marked juvenile tarpon (301-376 mm FL when tagged) in a south

Florida drainage ditch grew an average of 1.0 mm/day (range, 0.7-1.4 mm/day) from 22 August to 20 October (Moffett and Randall 1957). Over the same period, modal lengths of tarpon in this population increased by 1.4 mm/day. In a Georgia salt marsh, juvenile tarpon grew at a rate of about 30 mm/month (Rickards 1968).

Breder (1944), who determined growth rates of captive juvenile tarpon, wrote that 12 fish maintained at the old New York Aquarium for 113 to 314 days grew an average of 0.088 mm/day (range, 0.048-0.186 mm/day); initial and final length ranges were 94-145 and 110-176 mm TL. Three tagged fish (355-365 mm TL) confined in natural ponds in southern Florida did not grow in 133 to 152 days (August to January). Two others (tagged in July) grew from 345 to 390 and from 370 to 380 mm TL in 258 and 167 days, respectively. Four juvenile tarpon (originally 230-350 mm TL) maintained in laboratory pools grew 13 to 179 mm (mean increment, 97 mm) in 15 months; a fifth grew from 436 to 465 mm TL in 6 months.

Ten tarpon raised by Harrington (1966) in the laboratory from Stage III larvae (18.1-22.7 mm SL; mean, 21.4 mm) for 1 year grew to 55.4-105.3 mm SL (mean, 67.2 mm SL).

Although scales of adult tarpon have distinct rings resembling annuli (Breder 1944; Moffett and Randall 1957), these marks have not been validated as annuli and should be considered with extreme caution. Back-calculated mean lengths at the formation of these putative annuli are shown in Figure 3. Maximum age based on these checks was 16 years (Moffett and Randall 1957); however, larger fish have been captured.

Gehring (1959a) reared ladyfish in the laboratory from early Stage II

to the juvenile phase. Rates of change in standard length during the first part of Stage II (from about 35-40 mm to 25 mm SL) averaged -1.061 mm/day. Further shrinking to about 20-21 mm SL proceeded at about -0.342 mm/day. Initial length increase during early Stage III, from about 20 to 25 mm SL, averaged 0.140 mm/day. Growth rates of late Stage III larvae and early juveniles (<60 mm SL) were about 0.626 mm/day. Larger juveniles grew an average of 0.628 mm/day. Field collections suggested a faster rate of growth (about 2 mm/day) under natural conditions (Gehringer 1959a). No information is available on growth of adult ladyfish.

Morphometric Relations

Breder (1944) presented the following length-weight relation for adult tarpon in Florida:

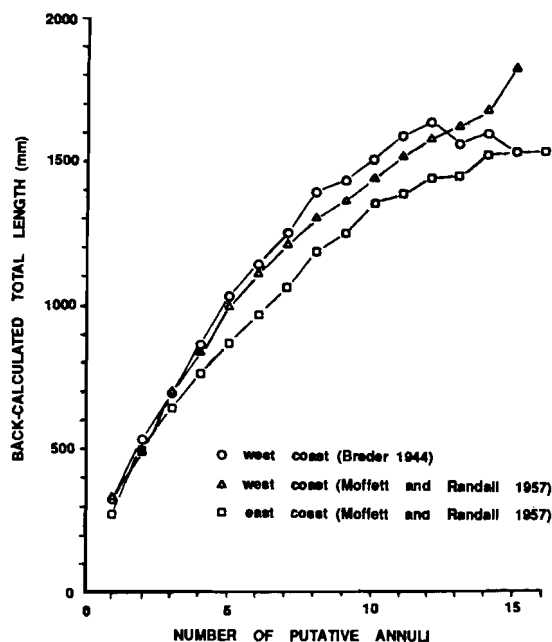


Figure 3. Back-calculated mean lengths of tarpon from the west and east coasts of Florida, at putative annuli on scales.

$$W = 9 \times 10^{-6} TL^3$$

where W = weight in grams and TL = total length in millimeters.

Harrington (1958) derived the following length-weight relation for 154 tarpon, 16.0-45.5 mm SL:

$$W = 0.05514 \times 1.069^{SL} - 0.15$$

where W = weight in grams and SL = standard length in millimeters. The relation is valid only for fish within the stated size range.

On the basis of a graph presented by Moffett and Randall (1957), we derived the following relation between total length (TL) and fork length (FL) for tarpon:

$$TL = 1.10 FL.$$

Harrington (1958) developed the following conversions between fork length (FL), total length (TL), and standard length (SL) in millimeters for tarpon 25-54 mm SL:

$$FL = 1.1282SL - 1;$$

$$TL = 1.3333SL - 2.$$

Sekavec (1974) derived the following length-weight formula from 295 juvenile ladyfish 45-201 mm FL from Louisiana:

$$\log_{10} W = -5.3295 + 3.1123 \log_{10} FL$$

where W = weight in grams and FL = fork length in millimeters. Mean condition factor (K, where $K = [W/(FL)^3] \times 106$; Lagler 1956) of these fish was 8.1 (range 6.6-8.9).

FISHERY

The tarpon and ladyfish fisheries are solely recreational; no commercial fishery exists for either species in the United States. Neither species is recorded in the National Marine Recreational Fisheries Survey and

regional catch data are nonexistent (Grant L. Beardsley, Senior Scientist for Recreational Fisheries, National Marine Fisheries Service, Southeast Fisheries Center, Miami, Florida; pers. comm.).

Tilmont et al. (unpublished) summarized recreational fishery statistics for tarpon and ladyfish in Everglades National Park, Florida, from 1958 through 1984. Tarpon were sought by less than 3% of anglers and made up an average of 0.2% of the reported recreational catch annually. Mean annual catch rates varied from 0.1 to 0.4 fish/h. Less than 10% of the tarpon caught were harvested, primarily for trophy mounts. Tarpon accounted for 1% of the catch, 0.4% of the harvest, and 7% of the effort in the professionally guided fishery in the park. Reported catch rates suggested that stocks of tarpon in the park were relatively stable.

Ladyfish were commonly caught but infrequently harvested by anglers in Everglades National Park (Tilmont et al., unpublished). Ladyfish made up about 5% of the total reported catch but less than 0.4% of the harvest. Few anglers (0.02%) considered the fish a preferred species. Mean annual catch rates varied from 0.25 to 0.67 fish/h. Ladyfish population abundances in the park were cyclic, peaking about every five years. However, a general increase in ladyfish abundances in the park occurred from the late 1960's through the early 1980's.

ECOLOGICAL ROLE

Feeding Behavior/Food Habits

Stage I tarpon and ladyfish larvae do not forage; nutrients are obtained directly from seawater by integumentary absorption (Pfeiler 1986).

Stage II and III tarpon larvae and small juveniles (<125 mm SL) feed primarily on zooplankton (e.g.,

copepods and ostracods) and secondarily on insects and small fishes; larger juveniles continue to feed on zooplankton, but progressively increase consumption of insects, fishes (especially poeciliids and cyprinodontids), crabs, and grass shrimps of the genus *Palaemonetes* (Beebe 1927; Breder 1933; Moffett and Randall 1957; Harrington and Harrington 1960, 1961; Rickards 1968). Juvenile tarpon are typically crepuscular and nocturnal foragers (Robins 1978).

In laboratory settings, early Stage II ladyfish larvae ate live plankton (Alikunhi and Rao 1951) and live brine shrimp (*Artemia*) nauplii (Gehringer 1959a). Stage III larvae ate small live *Fundulus* and *Gambusia* and pieces of shrimp and fish. Under natural conditions, Stage II and III ladyfish larvae (<50 mm SL) feed almost exclusively on zooplankton; consumption of zooplankton by juveniles is progressively reduced as ingestion of small fishes and shrimps increases (Harrington and Harrington 1961). Ladyfish <100 mm long feed especially on insects, copepods, and other arthropods (Fyfe 1986).

Adult tarpon and ladyfish are strictly carnivorous and feed primarily on mid-water prey (Hildebrand 1963; Sekavec 1974). Food is swallowed whole (Sekavec 1971).

Adult ladyfish feed primarily on fish; fish constituted 94%, 82%, and 34% of food items found in ladyfish stomachs by Sekavec (1974), Darnell (1958), and Knapp (1949), respectively. In Sekavec's (1974) study, juvenile Gulf menhaden (*Brevoortia tyrannus*) composed 72% of the identifiable fish consumed.

Decapod crustaceans are also important foods of ladyfish. Linton (1904) reported that diets of 12 ladyfish from North Carolina consisted exclusively of shrimp. Knapp (1949) found that 78.2% of stomach contents

of ladyfish from the Texas coast were crustaceans. Decapods made up 5.5% (Sekavec 1974) and 10% (Darnell 1958) of the diets of ladyfish from Louisiana.

Adult tarpon feed both nocturnally and diurnally (Wade 1962a) on a variety of organisms including mullets (Mugil spp.), pinfish (Lagodon rhomboides), ariid catfishes, Atlantic needlefish (Strongylura marina), sardines (Harengula spp.), shrimp, and crabs (Babcock 1951; Wade 1962a).

Predators

Predation by carnivorous zooplankters and small fishes undoubtedly causes high mortality of eggs and larvae of both ladyfish and tarpon before the larvae enter coastal nursery marshes. In marshes, juvenile tarpon are probably immune to piscine predation other than that by juvenile ladyfish or tarpon (Beebe 1927; Moffett and Randall 1957; Rickards 1968; Wade 1969). Both species are probably preyed upon by piscivorous birds (Beebe 1927; Rickards 1968), and adult tarpon are occasionally eaten by sharks, porpoises, and alligators (Wade 1962a, 1962b).

Parasites

The digenetic trematode Lecithochirium microstomum occurs in the stomach of tarpon (Manter 1947). The isopods Nerocila acuminata and Cymothoa oestrum are external parasites (Babcock 1951; Pearse 1952). Causey (1953) reported the copepod Paralebion pearsei from tarpon. The trematode Bivescula tarponis is present in the pyloric caecae and along the entire length of the intestine (Sogandares-Bernal and Hutton 1959). Though not parasitic, remoras (Remora remora) are commonly observed attached to large tarpon (Babcock 1951; Wade 1962a).

Trematodes of the genera Bucephalus and Proisorhynchus have been

reported from the intestine of ladyfish (Corkum 1959).

ENVIRONMENTAL REQUIREMENTS

Temperature

The tarpon and ladyfish are distinctly thermophilic fishes. Both have been reported in cold-related fish kills in Florida (Storey and Gudger 1936; Storey 1937; Snelson and Bradley 1978). At Port Aransas, Texas, annual tarpon abundances are correlated with yearly water temperature regimes (Moore 1975). Tarpon concentrate around heated power-plant effluents during winter in the Indian River, Florida (Snelson 1983).

Early Stage I larvae of both species occur only in warm oceanic waters (22.2-30.0 °C; Wade 1962a; Eldred and Lyons 1966; Eldred 1967, 1968, 1972; Berrien et al. 1978; Smith 1980), and it appears probable that such temperatures are necessary for proper development of eggs and early larvae.

Moffett and Randall (1957) exposed juvenile tarpon (72-130 mm FL) held at 25-27 °C to high temperatures in laboratory trials. Fish were warmed from maintenance to test temperatures in 3 hours. Fish subjected to 39.4-39.6 °C survived the 24-h trials; those exposed to 40.5-41.9 °C did not. In a series of cold-tolerance trials, juvenile tarpon (71-130 mm FL) died within 24 h at temperatures of 14.8-18.0 °C; others survived trials at 14.8-19.7 °C (Moffett and Randall 1957). Tabb (personal communication in Wade 1962a) reported mortality of tarpon in Everglades National Park when water temperature decreased from 24 to 11 °C within a few hours. Rickards (1968) collected sluggish juvenile tarpon in a Georgia salt marsh in late November when water temperature was 16.0 °C. Concurrently, several juveniles maintained in a steel holding tank died overnight

when water temperatures dropped from 21.0 to 12.0 °C. However, Wade (1969) collected juvenile tarpon at temperatures as low as 12 °C, and Gilmore et al. (1982) collected tarpon at 14 °C from a mosquito control impoundment in eastern Florida. Robins (1978) stated that the lower lethal temperature of tarpon is about 10 °C.

Ladyfish appear to be slightly more tolerant of low temperatures than tarpon, judging by the lower frequency of fish-kills (Storey 1937); they have been collected at temperatures of 11.0 to 35.0 °C (Harrington 1958; Tagatz 1967; Dahlberg 1972; Rose et al. 1975).

Salinity

Throughout most of their life stages, tarpon and ladyfish tolerate a wide range of salinities. However, early Stage I larvae of both species have been collected only at oceanic salinities of 28.5-39.0 ppt (Wade 1962a; Eldred and Lyons 1966; Eldred 1967, 1968, 1972; Berrien et al. 1978; Smith 1980), and it is likely that such concentrations are required by eggs, yolk-sac larvae, and early Stage I larvae of both species for proper development.

Beyond Stage I, tarpon and ladyfish are decidedly euryhaline. Juvenile tarpon can withstand direct transfer from salt- to freshwater and vice-versa (Breder 1944; Moffett and Randall 1957). Habitats occupied by tarpon range from fresh to hypersaline, or 0 to 47 ppt (Hildebrand 1939; Simpson 1954; Moffett and Randall 1957; Harrington 1958; Harrington and Harrington 1961; Rickards 1968; Wade 1969; Dahlberg 1972; Tagatz 1973; Tucker and Hodson 1976).

Alikunhi and Rao (1951) collected late Stage I ladyfish larvae from brackish water (10.4 ppt) and successfully transferred them directly to freshwater (0.08 ppt). Juvenile ladyfish have been collected at

salinities ranging from 0.0 to 45.0 ppt (Harrington 1958; Harrington and Harrington 1961; Herke 1969; Dahlberg 1972; Govoni and Merriner 1978; Thompson and Deegan 1982).

Adult ladyfish also tolerate a wide range of salinities, but appear less likely than tarpon to occupy freshwater. We found no reference in the literature specifically reporting adults from truly freshwater. One of us (A.V.Z.) has captured ladyfish in the Lake George section of the St. Johns River, Florida, at salinities of 0.5-2.0 ppt. This area is often assumed (by compilers evaluating salinity requirements of fishes) to be freshwater because of its distance from the mouth of the river (about 190 km), but numerous salt springs maintain relatively high salinities. Tagatz (1967) collected ladyfish as far upstream as Palatka, Florida (135 km from the mouth) and reported salinity there to be 0 ppt; however, he recorded all salinities less than 1.0 ppt as 0 ppt. It is likely that appreciable salinities (perhaps >0.5 ppt) are, if not required, then at least preferred by ladyfish.

Dissolved Oxygen

Tarpon are obligate air breathers (the swimbladder contains alveolar tissue; Schlaifer 1941) and are frequently seen "rolling" at the surface gulping air; when prevented from reaching the surface, they die within 7 to 128 h, even in highly oxygenated water (Schlaifer 1941). Air breathing is imitatively mediated by visual cues; juveniles in a school come to the surface in rapid succession (Schlaifer and Breder 1940; Schlaifer 1941), perhaps to reduce individual susceptibilities to predation by fish-eating birds (Kramer and Graham 1976). The frequency of air breathing is inversely correlated with dissolved oxygen concentration (Schlaifer and Breder 1940; Schlaifer 1941). Air-breathing precludes mortality in anoxic waters and allows tarpon to

survive under conditions deleterious to most fishes. Tarpon have this ability at least as early as the beginning of Stage III (Harrington 1966).

Air breathing has not been reported for ladyfish, and it is unlikely that it occurs. "Rolling" has not been reported in the literature. Dissolved oxygen requirements of ladyfish are unknown, but it is likely that the species is relatively tolerant of hypoxic conditions, as it is often found with tarpon in poorly oxygenated habitats. Ladyfish inhabited a coastal impoundment in Louisiana in which dissolved oxygen concentrations reached a minimum of 1.0 mg/l (Rose et al. 1975).

Contaminants

Aerial spraying and ground fogging for nuisance insect control are widely practiced in Florida's coastal zone, and agricultural pesticides and herbicides used in south Florida enter coastal waters. Robins (1978) reported that tarpon are extremely susceptible to contaminants. Application of dieldrin pellets in a Florida salt marsh for the control of larval sandflies (*Culicoides*) resulted in mortality of ladyfish and tarpon (Harrington and Bidlingmayer 1958).

Turbidity

Stage I larvae of both ladyfish and tarpon occur only in clear offshore waters. Subsequent life history stages appear to be tolerant of high turbidities. Habitats occupied, especially by juveniles, are generally described as turbid and dark-stained.

Wetlands Destruction and Degradation

Offshore and coastal habitats of very young and adult tarpon and ladyfish are relatively immune to human-induced degradation. Conversely, the estuaries, salt marshes, and coastal mangroves used as nurseries by larval and juvenile ladyfish and tarpon in Florida are highly vulnerable to changes induced by development. Robins (1978) discussed the various activities that are degrading tarpon nursery grounds in Florida; his comments are also applicable to early life history stages of ladyfish, which share these habitats. Among factors resulting in the destruction of nursery wetlands, he listed filling of wetlands, canalization, bulkheading, construction of water-line right-of-ways and steep-sided boat-access finger-canals, and impoundment of wetlands for mosquito control. Progress has recently been made in ameliorating the effects of impoundment for mosquito control because impoundment does not necessarily result in the destruction of wetlands. Rather, impounded wetlands, if properly managed, can retain the beneficial characteristics of natural wetlands while providing adequate mosquito control (Clements and Rogers 1964; Provost 1973). However, access to these wetlands (and subsequent opportunities for egress) by larval and juvenile tarpon and ladyfish is precluded or severely curtailed by reduced or non-existent exchange with estuarine waters (Wade 1969; Gilmore et al. 1982; Harrington and Harrington 1982). Improved impoundment management strategies, aimed at enhancing exchange rates, have been proposed by Clements and Rogers (1964), Provost (1973), Montague et al. (1985), and Lewis et al. (1985).

LITERATURE CITED

- Alikunhi, K.H., and S.N. Rao. 1951. Notes on the metamorphosis of Elops saurus Linn. and Megalops cyprinoides (Broussonet) with observations on their growth. J. Zool. Soc. India 3:99-109.
- Arnold, E.L., Jr., R.S. Wheeler, and K.N. Baxter. 1960. Observations on fishes and other biota of East Lagoon, Galveston Bay. U.S. Fish Wildl. Serv. Spec. Sci. Rep. No. 344. 30 pp.
- Babcock, L.L. 1951. The tarpon, 5th ed. Privately printed, Buffalo, N.Y. 157 pp.
- Beebe, W. 1927. A tarpon nursery in Haiti. Bull. N.Y. Zool. Soc. 30:141-145.
- Berra, T.M. 1981. An atlas of distribution of the freshwater fish families of the world. University of Nebraska Press, Lincoln. 197 pp.
- Berrien, P.L., M.P. Fahay, A.W. Kendall, Jr., and W.G. Smith. 1978. Ichthyoplankton from the RV Dolphin survey of the Continental Shelf waters between Martha's Vineyard, Massachusetts and Cape Lookout, North Carolina, 1965-66. Natl. Mar. Fish. Serv. Sandy Hook Lab. Tech. Ser. Rep. No. 15. 152 pp.
- Bigelow, H.B., and W.C. Schroeder. 1953. Fishes of the Gulf of Maine. U.S. Fish Wildl. Serv. Fish. Bull. 53. 577 pp.
- Breder, C.M., Jr. 1933. Young tarpon on Andros Island. Bull. N.Y. Zool. Soc. 36:65-67.
- Breder, C.M., Jr. 1944. Materials for the study of the life history of Tarpon atlanticus. Zoologica 29:217-252.
- Briggs, J.C. 1958. A list of Florida fishes and their distribution. Bull. Fla. State Mus. 2:223-318.
- Causey, D. 1953. Parasitic copepods of Texas. Publ. Inst. Mar. Sci. Univ. Tex. 3:5-16.
- Clements, B.W., Jr., and A.J. Rogers. 1964. Studies of impounding for the control of salt marsh mosquitos in Florida, 1958-1963. Mosquito News 24:265-276.
- Corkum, K.C. 1959. Some trematode parasites of fishes from the Mississippi gulf coast. Proc. La. Acad. Sci. 22:17-29.
- Dahlberg, M.D. 1972. An ecological study of Georgia coastal fishes. U.S. Natl. Mar. Fish. Serv. Fish. Bull. 70:323-353.
- Darnell, R.M. 1958. Food habits of fishes and larger invertebrates of Lake Pontchartrain, Louisiana, an estuarine community. Publ. Inst. Mar. Sci. Univ. Tex. 5:354-416.
- Eldred, B. 1967. Larval tarpon, Megalops atlanticus Valenciennes,

- (Megalopidae) in Florida waters. Fla. Board Conserv. Mar. Lab. Leaflet. Ser. 4(4). 9 pp.
- Eldred, B. 1968. First record of a larval tarpon, Megalops atlanticus Valenciennes, from the Gulf of Mexico. Fla. Board Conserv. Mar. Lab. Leaflet. Ser. 4(7). 2 pp.
- Eldred, B. 1972. Note on larval tarpon, Megalops atlanticus (Megalopidae) in the Florida Straits. Fla. Dep. Nat. Resour. Mar. Res. Lab. Leaflet. Ser. 4(22). 6 pp.
- Eldred, B., and W.G. Lyons. 1966. Larval ladyfish, Elops saurus Linnaeus 1766, (Elopidae) in Florida and adjacent waters. Fla. Board Conserv. Mar. Lab. Leaflet. Ser. 4(2). 6 pp.
- Erdman, D.S. 1960. Larvae of tarpon, Megalops atlantica, from the Anasco River, Puerto Rico. Copeia 1960:146.
- Forey, P.L. 1973a. Relationships of elopomorphs. Zool. J. Linn. Soc. 53(Suppl. 1):351-368.
- Forey, P.L. 1973b. A revision of the elopiform fishes, fossil and recent. Bull. Br. Mus. Nat. Hist. (Geol.), Suppl. 10:1-222.
- Fyfe, J.L. 1986. Trophic analysis of six species of fishes collected from a subtropical salt marsh from east central Florida, U.S.A. Fla. Sci. 49(Suppl.1):18.
- Gehring, J.W. 1959a. Early development and metamorphosis of the ten-pounder, Elops saurus Linnaeus. U.S. Fish. Wildl. Serv. Fish. Bull. 59:619-647.
- Gehring, J.W. 1959b. Leptocephalus of the Atlantic tarpon, Megalops atlanticus Valenciennes, from offshore waters. Q. J. Fla. Acad. Sci. 21:235-240.
- Gill, T. 1907. The tarpon and ladyfish and their relatives. Smithsonian Misc. Coll. 48:31-46.
- Gilmore, R.G., D.W. Cooke, and C.J. Donohoe. 1982. A comparison of the fish populations and habitat in open and closed salt marsh impoundments in east-central Florida. Northeast Gulf Sci. 5:25-37.
- Gilmore, R.G., Jr., C.J. Donohoe, D.W. Cooke, and D.J. Herrema. 1981. Fishes of the Indian River Lagoon and adjacent waters, Florida. Harbor Branch Found. Tech. Rep. No. 41. 36 pp.
- Gosline, W.A. 1971. Functional morphology and classification of teleostean fishes. University Press of Hawaii, Honolulu. 208 pp.
- Govoni, J.J., and J.V. Merriner. 1978. The occurrence of ladyfish, Elops saurus, larvae in low salinity waters and another record for Chesapeake Bay. Estuaries 1:205-206.
- Greenwood, P.H., D.E. Rosen, S.H. Weitzman, and G.S. Myers. 1966. Phyletic studies of teleostean fishes with a provisional classification of living forms. Bull. Am. Mus. Nat. Hist. 131:339-455.
- Harrington, R.W., Jr. 1958. Morphometry and ecology of small tarpon, Megalops atlantica Valenciennes from transitional stage through onset of scale formation. Copeia 1958:1-10.
- Harrington, R.W., Jr. 1966. Changes through one year in the growth rates of tarpon, Megalops atlanticus Valenciennes, reared from mid-metamorphosis. Bull. Mar. Sci. 16:863-883.
- Harrington, R.W., Jr., and W.L. Bidingmayer. 1958. Effects of dieldrin on fishes and invertebrates

- of a salt marsh. *J. Wildl. Manage.* 22:76-82.
- Harrington, R.W., Jr., and E.S. Harrington. 1960. Food of larval and young tarpon, Megalops atlantica. *Copeia* 1960:311-319.
- Harrington, R.W., Jr., and E.S. Harrington. 1961. Food selection among fishes invading a high subtropical salt marsh: from onset of flooding through the progress of a mosquito brood. *Ecology* 42:646-666.
- Harrington, R.W., Jr., and E.S. Harrington. 1982. Effects on fishes and their forage organisms of impounding a Florida salt marsh to prevent breeding by salt marsh mosquitos. *Bull. Mar. Sci.* 32:523-531.
- Herke, W.H. 1969. An unusual inland collection of larval ladyfish, Elops saurus in Louisiana. *Proc. La. Acad. Sci.* 32:29-30.
- Hildebrand, S.F. 1934. The capture of a young tarpon, Tarpon atlanticus, at Beaufort, North Carolina. *Copeia* 1934:45-46.
- Hildebrand, S.F. 1937. The tarpon in the Panama Canal. *Sci. Month.* 44:239-248.
- Hildebrand, S.F. 1939. The Panama Canal as a passageway for fishes, with lists and remarks on the fishes and invertebrates observed. *Zoologica* 24:15-45.
- Hildebrand, S.F. 1943. Notes on the affinity, anatomy and development of Elops saurus Linnaeus. *J. Wash. Acad. Sci.* 33:90-94.
- Hildebrand, S.F. 1963. Family Elopidae. Pages 111-131 in *Fishes of the western North Atlantic*. Sears Found. Mar. Res. Mem. 1(3).
- Hollister, G. 1939. Young Megalops cyprinoides from Batavia, Dutch East India, including a study of the caudal skeleton and a comparison with the Atlantic species, Tarpon atlanticus. *Zoologica* 24:449-475.
- Jones, P.W., F.D. Martin, and J.D. Hardy, Jr. 1978. Development of fishes of the Mid-Atlantic Bight: an atlas of egg, larval and juvenile stages. Vol. 1: Acipenseridae through Ictaluridae. U.S. Fish Wildl. Serv. Biol. Serv. Program FWS/OBS-78/12. 366 pp.
- Jordan, D.S., and B.W. Evermann. 1896. The fishes of North and Middle America. *Bull. U.S. Natl. Mus.*, No. 47 (1):1-1240.
- Jordan, D.S., and B.W. Evermann. 1969. American food and game fishes. Dover Publications, Inc., New York. 574 pp.
- Knapp, F.T. 1949. Menhaden utilization in relation to the conservation of food and game fishes of the Texas gulf coast. *Trans. Am. Fish. Soc.* 79:137-144.
- Kramer, D.L., and J.B. Graham. 1976. Synchronous air breathing, a social component of respiration in fishes. *Copeia* 1976:689-697.
- Lagler, K.F. 1956. Freshwater fishery biology. W.C. Brown Co., Dubuque, Iowa. 421 pp.
- Lewis, R.R., III, R.G. Gilmore, Jr., D.W. Crewz, and W.E. Odum. 1985. Mangrove habitat and fishery resources of Florida. Pages 281-336 in W.S. Seaman, Jr., ed. *Florida Aquatic Habitat and Fishery Resources*. Florida Chapter American Fisheries Society, Gainesville.
- Linton, E. 1904. Parasites of fishes of Beaufort, North Carolina. *Bull. U.S. Bur. Fish.* 24:321-428.

- Manter, H.W. 1947. Digenetic trematodes of marine fishes. *Am. Midl. Nat.* 38:339-340.
- McLane, A.J., ed. 1974. McLane's new standard fishing encyclopedia and international angling guide, 2nd ed. Holt, Rinehart and Winston, N.Y. 1,156 pp.
- Mercado, J.E., and A. Ciardelli. 1972. Contribucion a la morfologia y organogenesis de los leptocefalos del sabalo *Megalops atlanticus* (Pisces: Megalopidae). *Bull. Mar. Sci.* 22:153-184.
- Moffett, A.W., and J.E. Randall. 1957. The Roger Firestone tarpon investigation. Univ. Miami Mar. Lab. Progr. Rep. 57-22. 18 pp.
- Montague, C.L., A.V. Zale, and H.F. Percival. 1985. A conceptual model of salt marsh management on Merritt Island National Wildlife Refuge, Florida. Fla. Coop. Fish Wildl. Res. Unit Tech. Rep. 17. Gainesville. 92 pp.
- Moore, R.H. 1975. Occurrence of tropical marine fishes at Port Aransas, Texas 1967-1973, related to sea temperatures. *Copeia* 1975:170-172.
- Nelson, J.S. 1984. Fishes of the world, 2nd ed. John Wiley and Sons, New York. 523 pp.
- Pearse, A.S. 1952. Parasitic crustacea from the Texas coast. *Publ. Inst. Mar. Sci. Univ. Tex.* 2:5-42.
- Pfeiler, E. 1986. Towards an explanation of the developmental strategy in leptocephalous larvae of marine teleost fishes. *Environ. Biol. Fishes* 15:3-13.
- Provost, M.W. 1973. Salt marsh management in Florida. *Proc. Tall Timbers Conf. Ecol. Anim. Control Habitat Manage.* 5:5-17.
- Rickards, W.L. 1968. Ecology and growth of juvenile tarpon, *Megalops atlanticus*, in a Georgia salt marsh. *Bull. Mar. Sci.* 18:220-239.
- Robins, C.R. 1978. The tarpon - unusual biology and man's impact determine its future. *Mar. Recreational Fish.* 2:105-112.
- Robins, C.R., R.M. Bailey, C.E. Bond, J.R. Brooker, E.A. Lachner, R.N. Lea, and W.B. Scott. 1980. A list of the common and scientific names of fishes from the United States and Canada, 4th ed. *Am. Fish. Soc. Spec. Publ.* 12. Bethesda, Md. 174 pp.
- Rose, C.D., A.H. Harris, and B. Wilson. 1975. Extensive culture of penaeid shrimp in Louisiana salt-marsh impoundments. *Trans. Am. Fish. Soc.* 104:296-307.
- Sekavec, G.B. 1971. Gross morphology of the digestive tract of the ladyfish, *Elops saurus*. *Chesapeake Sci.* 12:275-276.
- Sekavec, G.B. 1974. Summer foods, length-weight relationship, and condition factor of juvenile ladyfish, *Elops saurus* Linnaeus, from Louisiana coastal streams. *Trans. Am. Fish. Soc.* 103:472-476.
- Shlaifer, A. 1941. Additional social and physiological aspects of respiratory behavior in small tarpon. *Zoologica* 26:55-60.
- Shlaifer, A., and C.M. Breder, Jr. 1940. Social and respiratory behavior of small tarpon. *Zoologica* 25:493-512.
- Simpson, D.G. 1954. Two small tarpon from Texas. *Copeia* 1954:71-72.

- Smith, D.G. 1980. Early larvae of the tarpon, Megalops atlantica Valenciennes (Pisces: Elopidae), with notes on spawning in the Gulf of Mexico and the Yucatan Channel. Bull. Mar. Sci. 30:136-141.
- Snelson, F.F., Jr. 1983. Ichthyofauna of the northern part of the Indian River Lagoon system, Florida. Fla. Sci. 46:187-206.
- Snelson, F.F., Jr., and W.K. Bradley, Jr. 1978. Mortality of fishes due to cold on the east coast of Florida, January, 1977. Fla. Sci. 41:1-12.
- Sogandares-Bernal, F., and R.F. Hutton. 1959. Bivescula tarponis, a new trematode in the tarpon Megalops atlanticus (Cuv. and Val.) from the west coast of Florida. J. Parasitol. 45:114-118.
- Storey, M. 1937. The relation between normal range and mortality of fishes due to cold at Sanibel Island, Florida. Ecology 18:10-26.
- Storey, M., and E.W. Gudger. 1936. Mortality of fishes due to cold at Sanibel Island, Florida, 1886-1936. Ecology 17:640-648.
- Storey, M., and L.M. Perry. 1933. A record of young tarpon at Sanibel Island, Lee County, Florida. Science 78:284-285.
- Swanson, P.L. 1946. Tarpon in the Pacific. Copeia 1946:175.
- Tabb, D.C., and R.B. Manning. 1961. A checklist of the flora and fauna of northern Florida Bay and adjacent brackish waters of the Florida mainland collected during the period July, 1957 through September, 1960. Bull. Mar. Sci. Gulf Carib. 11:552-649.
- Tagatz, M.E. 1967. Fishes of the St. Johns River, Florida. Q. J. Fla. Acad. Sci. 30:25-50.
- Tagatz, M.E. 1973. A larval tarpon, Megalops atlanticus, from Pensacola, Florida. Copeia 1973:140-141.
- Theiling, D.L., and H.A. Loyacano, Jr. 1976. Age and growth of red drum from a saltwater marsh impoundment in South Carolina. Trans. Am. Fish. Soc. 105:41-44.
- Thompson, B.A., and L.A. Deegan. 1982. Distribution of ladyfish (Elops saurus) and bonefish (Albula vulpes) leptocephali in Louisiana. Bull. Mar. Sci. 32:936-939.
- Tilmon, J., E. Rutherford, R. Dawson, and E. Thue. Unpublished. An analysis of the recreational and commercial estuarine fisheries harvest within Everglades National Park.
- Tucker, J.W., Jr., and R.G. Hodson. 1976. Early and mid-metamorphic larvae of the tarpon, Megalops atlantica, from the Cape Fear River estuary, North Carolina, 1973-74. Chesapeake Sci. 17:123-125.
- Wade, R.A. 1962a. The biology of the tarpon, Megalops atlanticus, and the ox-eye, Megalops cyprinoides, with emphasis on larval development. Bull. Mar. Sci. Gulf Caribb. 12:545-622.
- Wade, R.A. 1962b. The elusive tarpon. Sea Frontiers 8:258-267.
- Wade, R.A. 1969. Ecology of juvenile tarpon and effects of dieldrin on two associated species. U.S. Fish. Wildl. Serv. Tech. Pap. 41. 85 pp.
- Zilberberg, M.H. 1966. Seasonal occurrence of fishes in a coastal marsh of northwest Florida. Contrib. Mar. Sci. 11:126-134.

50272-101

REPORT DOCUMENTATION PAGE	1. REPORT NO. Biological Report 82(11.104)*	2.	3. Recipient's Accession No.
4. Title and Subtitle Species Profiles: Life Histories and Environmental Requirements of Coastal Fishes and Invertebrates (South Florida) -- Ladyfish and Tarpon		5. Report Date July 1989	
7. Author(s) Alexander V. Zale and Susan G. Merrifield		6.	
9. Performing Organization Name and Address Oklahoma Cooperative Fish and Wildlife Research Unit 404 Life Sciences West Oklahoma State University Stillwater, OK 74078		8. Performing Organization Rept. No.	
12. Sponsoring Organization Name and Address National Wetlands Research Center U.S. Army Corps of Engineers Fish and Wildlife Service Waterways Experiment Station U.S. Dept. of the Interior P.O. Box 631 Washington, DC 20240 Vicksburg, MS 39180		10. Project/Task/Work Unit No.	
		11. Contract(C) or Grant(G) No. (C) (G)	
15. Supplementary Notes * U.S. Army Corps of Engineers Report No. TR EL-82-4		13. Type of Report & Period Covered	
		14.	
16. Abstract (Limit: 200 words) Species profiles are literature summaries of the taxonomy, morphology, distribution, life history, habitats, and environmental requirements of coastal species of fishes and aquatic invertebrates. They are designed to assist in environmental impact assessment. The tarpon and ladyfish are popular gamefishes. Adults spawn offshore. Larval and juvenile stages inhabit coastal marshes and mangroves. Both species are thermophilic (preferring warm water), euryhaline (tolerant of a wide range of salinity), and are capable of surviving at low oxygen concentrations. Wetlands destruction and degradation negatively affect these species by reducing nursery areas.			
17. Document Analysis a. Descriptors Fishes Fisheries Life cycles Estuaries Temperature Feeding habits Salinity Growth Oxygen b. Identifiers/Open-Ended Terms Tarpon Trophic ecology Megalops atlanticus Spawning Ladyfish Environmental requirements Elops saurus c. COSATI Field/Group			
18. Availability Statement: Unlimited		19. Security Class (This Report) Unclassified	21. No. of Pages 17
		20. Security Class (This Page) Unclassified	22. Price

(See ANSI-Z39.18)

OPTIONAL FORM 272 (4-77)
(Formerly NTIS-35)
Department of Commerce

As the Nation's principal conservation agency, the Department of the Interior has responsibility for most of our nationally owned public lands and natural resources. This includes fostering the wisest use of our land and water resources, protecting our fish and wildlife, preserving the environmental and cultural values of our national parks and historical places, and providing for the enjoyment of life through outdoor recreation. The Department assesses our energy and mineral resources and works to assure that their development is in the best interests of all our people. The Department also has a major responsibility for American Indian reservation communities and for people who live in island territories under U.S. administration.



U.S. DEPARTMENT OF THE INTERIOR
FISH AND WILDLIFE SERVICE



TAKE PRIDE
in America

UNITED STATES
DEPARTMENT OF THE INTERIOR
FISH AND WILDLIFE SERVICE
National Wetlands Research Center
NASA-Slidell Computer Complex
1010 Gause Boulevard
Slidell, LA 70458

OFFICIAL BUSINESS
PENALTY FOR PRIVATE USE, \$300

POSTAGE AND FEES PAID
U.S. DEPARTMENT OF THE INTERIOR
INT-423