


Species Profiles: Life Histories and Environmental Requirements (Gulf of Mexico)

SPOTTED SEATROUT



FWS/OBS-82/11.4
TR EL-82-4
February 1983

Species Profiles: Life Histories and
Environmental Requirements (Gulf of Mexico)

SPOTTED SEATROUT

by

Dennis R. Lassuy
U.S. Fish and Wildlife Service
National Coastal Ecosystems Team
1010 Gause Boulevard
Slidell, LA 70458

Project Manager
Larry Shanks
Project Officer
Norman Benson
National Coastal Ecosystems Team
U.S. Fish and Wildlife Service
1010 Gause Boulevard
Slidell, LA 70458

This study was conducted
in cooperation with
U.S. Army Corps of Engineers
Waterways Experiment Station and
Coastal Engineering Research Center

Performed for
National Coastal Ecosystems Team
Division of Biological Services
Fish and Wildlife Service
U.S. Department of the Interior
Washington, DC 20240

PREFACE

This series of profiles about coastal aquatic species of commercial, sport, and/or ecological significance is being jointly developed and funded by the U.S. Army Corps of Engineers and the U.S. Fish and Wildlife Service. It is designed to provide coastal managers, engineers, and field biologists with an introduction to the subject species and a synopsis of the information necessary to relate expected changes (associated with coastal development) in the physicochemical characteristics of estuaries to changes in these selected biological populations. Each profile includes brief sections on taxonomy and identification followed by a narrative of life history, environmental requirements, ecological role, and (where applicable) the fishery of the subject species. A three-ring binder is used for this series to facilitate additions as new profiles are prepared.

Suggestions or questions regarding this report should be directed to:

Information Transfer Specialist
National Coastal Ecosystems Team
U.S. Fish and Wildlife Service
NASA-Slidell Computer Complex
1010 Gause Boulevard
Slidell, LA 70458

or

U.S. Army Engineer Waterways Experiment Station
Attention: WESES
Post Office Box 631
Vicksburg, MS 39180

or

U.S. Army Coastal Engineering Research Center
Kingman Building
Fort Belvoir, VA 22060

This series should be referenced as follows:

U.S. Fish and Wildlife Service. 1983. Species profiles: life histories and environmental requirements. U.S. Fish and Wildlife Service, Division of Biological Services, FWS/OBS-82/11. U.S. Army Corps of Engineers, TR EL-82-4.

This profile should be cited as follows:

Lassuy, D.R. 1983. Species profiles: life histories and environmental requirements (Gulf of Mexico) -- spotted seatrout. U.S. Fish and Wildlife Service, Division of Biological Services. FWS/OBS-82/11.4. U.S. Army Corps of Engineers, TR EL-82-4. 14 pp.




Figure 1. Spotted seatrout.

SPOTTED SEATROUT

NOMENCLATURE/TAXONOMY/RANGE

Scientific name. . . Cynoscion nebulosus
(Cuvier)

Preferred common name Spotted
seatrout (Figure 1)

Other common names Spotted
weakfish, spotted squeteague, spotted
trout, speckles, speckled trout,
salmon trout, simon trout (Hildebrand
and Schroeder 1972)

Class Osteichthyes
Order Perciformes
Family. Sciaenidae

Geographic range: Coastal waters from
Cape Cod, Massachusetts, to the
Bay of Campeche, Mexico. Common
along the entire Gulf of Mexico
coast, but most abundant off east-

ern Louisiana, south Texas, Mis-
sissippi, and Alabama (Figure 2).

MORPHOLOGY/IDENTIFICATION AIDS¹

D. X(rarely XI) + I, 24-26; A. II,
10-11; Sc. 90-102; Gr. 4 + 7-9; head
2.95-3.25; depth 3.4-4.35. Body elon-
gate, somewhat compressed; back little
elevated; head long and low; snout
pointed, 3.75 to 4.2 in head; eye 4.45
to 5.35; interorbital 4.5 to 5.9; mouth

¹Largely extracted from Pearson (1929),
Hildebrand and Schroeder (1972), and
Hoese and Moore (1977). See these
references for explanations of abbre-
viations and measurements.

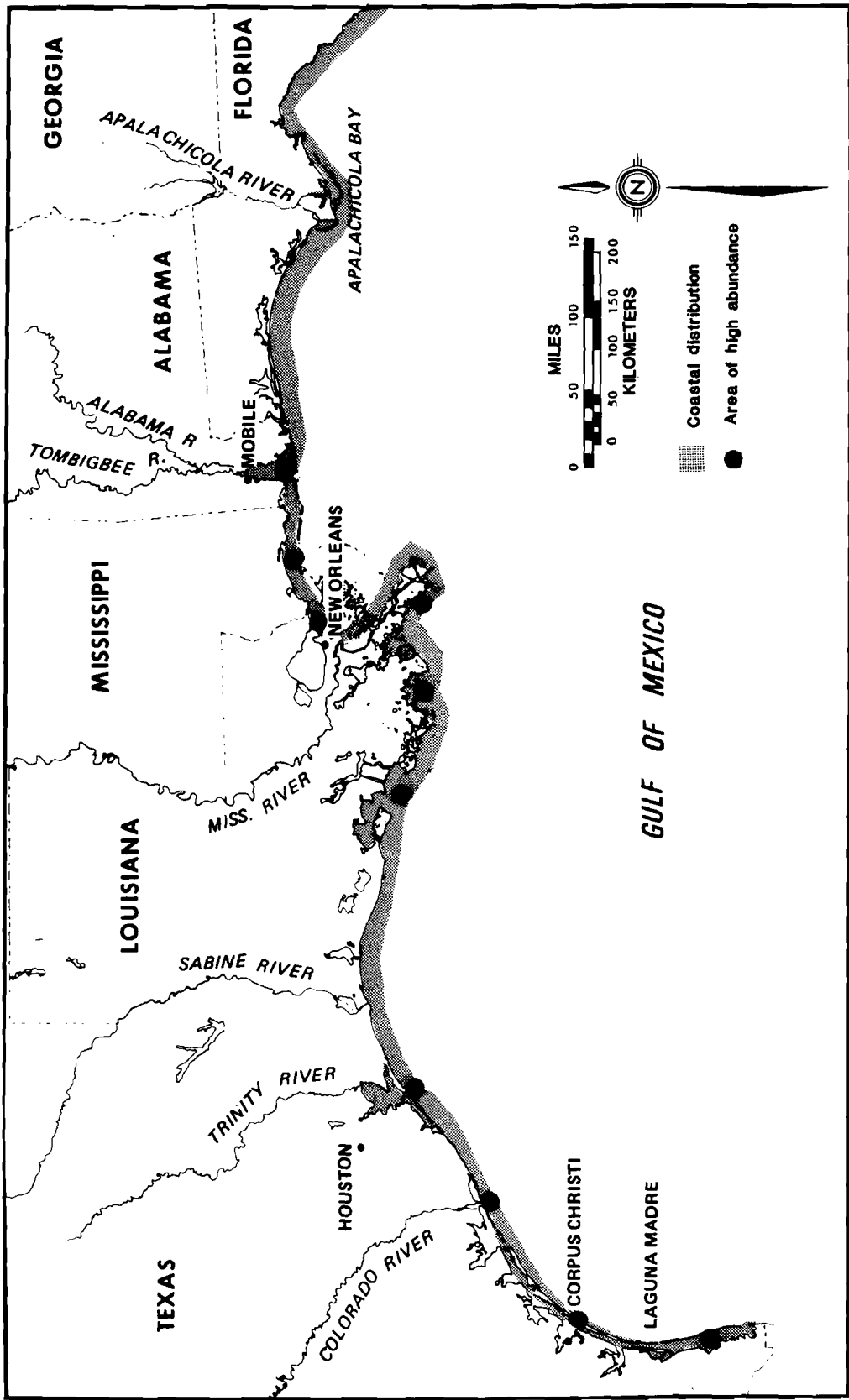


Figure 2. Distribution of spotted seatrout along the Gulf of Mexico coast.

to 5.35; interorbital 4.5 to 5.9; mouth large, oblique; lower jaw projecting; maxillary reaching nearly or quite opposite posterior margin of eye, 2.2 to 2.3 in head; teeth in jaws pointed, in two series anteriorly, becoming single posteriorly, at least in lower jaw, two enlarged, recurved teeth usually present in anterior part of upper jaw; gill rakers rather short and thick (longest about as long as width of pupil); scales small, thin, ctenoid, extending forward on head, cheeks, and opercles, not present on fins, 11 or 12 between origin of anal and lateral line; dorsal fins contiguous or separate, spines of the first weak, flexible, the longest spines scarcely longer than the longest soft rays; caudal fin lanceolate in very young, becoming truncate to somewhat concave in adults; anal fin small, the spines very weak, base of fin ending about an eye's diameter in advance of end of base of dorsal; ventral fins rather small, inserted a little behind base of pectorals, 1.85 to 2.25 in head.

Color in life: dark gray above with bluish to greenish reflections; silvery below; upper part of side with numerous round, black spots, which extend on to dorsal and caudal fins. Young above 80 mm total length (TL)² are similarly spotted. Larval and young stages are described by Pearson (1929), Hildebrand and Cable (1934), and Fable et al. (1978).

REASON FOR INCLUSION IN SERIES

Spotted seatrout support valuable commercial and sport fisheries throughout the coastal Gulf of Mexico. Estuaries are considered essential to the species as spotted seatrout depend upon the estuarine environment for feeding, spawning, and nursery grounds. Spotted seatrout have been identified as top carnivores and may play a significant role in the structure and function of estuarine communities.

² 25.4 mm = 1 inch.

LIFE HISTORY

Spawning

The only published account of an actual observation of spotted seatrout spawning found in the literature was that of Tabb (1966). He gave a brief account of spawning behavior and commented that spawning takes place at night "in deeper holes and scour-channels in the grass flats." This agrees with the findings of Pearson (1929) who reported capturing "many ripe and spending adults" along grassy shorelines. Pearson also believed that spawning actually occurred somewhat offshore of these areas in waters up to 3 to 4.6 m (10 to 15 ft) deep. Both authors reported that spawning often occurs well within the estuaries. Pearson, in fact, reported spawning as much as 81 to 97 km (50 to 60 mi) from the open gulf waters in the bayous and tidal streams entering Copano Bay, Texas. Spawning may also occur in lower regions of the estuary (Tabb 1966), near the passes between barrier islands (Tabb and Manning 1961; Etzold and Christmas 1979), or even entirely outside the estuaries (Jannke 1971; King 1971). Perret et al. (1980) suggested that the site of spawning "may be more related to salinity and temperature than to other physical parameters" (see Temperature and Salinity sections).

Spotted seatrout have a protracted spawning season throughout the Gulf of Mexico. Jannke (1971) reported spawning in southern Florida in all months with a first peak in May and a lesser peak in fall. Perret et al. (1980) suggested that the inception of spawning in the gulf is variable and may start as early as February, but that it has generally ceased by October. Peak spawning of the spotted seatrout in the Gulf of Mexico is usually cited as late as April to July (Pearson 1929; Tabb 1966) and has been suggested to be

closely linked with water temperature (see Temperature section). Both sexes have been reported to mature and spawn as early as the end of their first year of life (Sundararaj and Suttkus 1962), but most researchers suggest spawning at the end of the second or third year (Pearson 1929; Etzold and Christmas 1979). All are apparently mature and spawn by age IV (Klima and Tabb 1959). Several authors have reported that males mature at a lesser size and age than females (Moody 1950; Tabb 1961; Etzold and Christmas 1979). Sundararaj and Suttkus (1962) found that age III ("three winters") fish had the greatest "spawning power," contributing an estimated 40.6% of all eggs spawned.

Fecundity and Eggs

A fecundity estimate of 1.1 million eggs was reported by Pearson (1929), Tabb (1961), and Sundararaj and Suttkus (1962) for spotted seatrout of 534, 625, and 433 mm standard lengths (SL), respectively. It is uncertain whether the differences among these studies are real or are due to differences in estimation techniques. Pearson's estimate for a fish of 411 mm SL, however, was 427,819 eggs, or less than half that of the similarly sized specimen of Sundararaj and Suttkus mentioned above. Such disparate estimates suggest that the differences are real, but may indicate either wide individual variation or estuary-to-estuary (stock-to-stock) variation. Estimates of fecundity among smaller females include those of Tabb (1961) of 15,000 eggs for a 325-mm SL fish and Sundararaj and Suttkus (1962) of 14,000 eggs for a 238-mm SL fish. No regression equation for fish size versus fecundity, or estimate of the variation about such a curve, was found in the literature.

The eggs of spotted seatrout are spherical and hatch as 1.30- to 1.35-mm SL larvae (Fable et al. 1978). Hatching occurs in 40 hours at 25°C or 77°F

(Smith 1907, cited by Pearson 1929). Fable et al. (1978) also reported that eggs are pelagic, yet Taniguchi (pers. comm., cited by Perret et al. 1980) stated that eggs are buoyant at a salinity of 30 ppt, but sink at 25 ppt. At preferred spawning salinities (see Salinity section) in the estuary, therefore, eggs may either be buoyant or demersal, as suggested by Tabb (1966).

Larvae

Little is known about the distribution of larvae less than 10 mm long. Jannke (1971) and King (1971) reported finding larvae 5 to 6 mm long being transported on flood tides through passes connecting the Gulf of Mexico and inside waters. Pearson (1929) reported capturing a 7.8-mm larval spotted seatrout near Corpus Christi Bay at the edge of a deep channel. Taniguchi (pers. comm., cited by Perret et al. 1980) observed that upon hatching, larvae swam upward into the water column, but moved toward the bottom after 4 to 7 days.

Postlarvae through Adults

Numerous authors have cited an apparent preference of postlarval and juvenile spotted seatrout for shallow, vegetated estuarine areas (Pearson 1929; Miles 1950; Perret et al. 1980). Tabb (1966) reported schooling at 25 to 50 mm (6 to 8 weeks). Juveniles of 75- to 100-mm lengths have formed schools of 5 to 50 members (Perret et al. 1980) and continue this schooling behavior to age V or VI (Tabb 1966). By age VI, apparently most males have died and the remaining females "adopt a semi-solitary existence" (Tabb 1966). Juveniles remain in the estuarine nursery areas at least through the warmer months. Pearson (1929) suggested that the young seldom move into the gulf until mature, but that "many adults linger around the

entrances to the passes at all times of the year." Fall emigration of spotted seatrout to the deeper, warmer waters of the bays or gulf is apparent, but less pronounced than in many other gulf fishes (Moffett 1961; Tabb 1966). Tagged fish have rarely been found to move more than 48 km (30 mi) from the site of tagging (Perret et al. 1980). Seasonal movement patterns are apparently in response to changes in water temperature and are more pronounced in northern waters (Pearson 1929; Tabb 1966). Movement back into the estuaries to feed and, for some, to spawn is usually completed by May (Pearson 1929).

GROWTH CHARACTERISTICS

Pearson (1929) discussed the use of scales in age and growth studies of spotted seatrout. He found that there "appeared to be little increment in size from November to March, but in early spring growth was resumed" and that annuli were thus formed. He preferred back-calculation of growth rate instead of length-frequency distribution because the latter was difficult to interpret due to overlap in lengths between age classes, a common problem among species with a protracted spawning season. This overlap is also mentioned by Perret et al. (1980), who summarized the results of several growth studies (Table 1). Females apparently have a higher growth rate than males (Pearson 1929; Etzold and Christmas 1979), but separate growth equations for a single population were not found in the literature. Data presented in Table 1 are representative

of both sexes combined. Although there seems to be an indication from the data presented in Table 1 of estuary-to-estuary variation in growth rate, year-to-year variation cannot be ruled out as the primary source of these differences. Of the four studies reported in 1961, all except the clearly aberrant Indian River, Florida, population show similar results. Weinstein and Yerger (1976) have, however, presented evidence of electrophoretic differences between spotted seatrout stocks from different estuaries and of the divergent nature of the Indian River stock.

Several studies have reported a preponderance of males among younger year classes, a near 1:1 ratio at age II to III, and all or nearly all females by age V to VI or older (Klima and Tabb 1959; Moffett 1961; Tabb 1961). This pattern is similar to species that exhibit protandrous hermaphroditism, but this has not been suggested for the spotted seatrout. Instead, the shift in older fish is most often attributed to greater longevity in females. No mention of sexual differences in susceptibility to capture, distributional segregation among juveniles or of other than a 1:1 sex ratio at birth has been found in the literature. Evidence toward an acceptable explanation for the observed sex ratio in the earlier year classes therefore remains wanting.

Harrington et al. (1979, cited by Perret et al. 1980) reported the following length-weight relationships for spotted seatrout from the coast of Texas:

$\log W(g) = -5.192 + 3.062 \log TL(mm)$	(44-902 mm TL range)
$TL(mm) = 11.804 + 1.138 SL(mm)$	(36-744 mm SL range)
$W(g) = -33.338 + 1.151 DW(g)$	(305-4595 g DW range)

where: W = whole wet weight
 TL = total length
 SL = standard length
 DW = dressed wet weight

Table 1. Lengths (mm SL) at age for several populations of spotted seatrout. Standard lengths for central Texas and Punta Gorda were converted from total lengths by the formula given in the text (Perret et al. 1980).

Age	Central Texas ^a	Apalachicola & Apalachee Bays ^b	Cedar Key ^c	Ft. Myers ^d	Punta Gorda ^e	Florida Bay ^f	Indian River ^g
1	119	116	130	130	91	133	165
2	200	190	211	208	192	224	248
3	257	255	268	264	262	275	317
4	299	312	323	320	306	339	384
5	338	369	382	368	341	397	457
6	376	422	434	430	367	434	533
7	418	437	-	431	-	451	561
8	445	-	-	438	-	-	624

^aPearson 1929.

^bKlima & Tabb 1959.

^cMoffett 1961.

^dMoffett 1961.

^eWelsh & Breder 1924.

^fStewart 1961.

^gTabb 1961.

COMMERCIAL/SPORT FISHERY

A useful review of the harvest, economic and management history of the spotted seatrout fishery in the Gulf of Mexico is provided by Perret et al. (1980). Based on their report, the commercial catch (lb) was converted to metric tons (mt) and is presented in Table 2. Most who fish for spotted seatrout commercially also fish for red drum and a variety of other inshore species. Landings occur throughout the year along the gulf coast (Perret et al. 1980). Commercial catches of spotted seatrout from 1950 through 1977 fluctuated between 1,572 mt in 1954 and 3,374 mt in 1973, but no trends in abundance were discernable. Most of the commercial catch is sold fresh in local markets. The estimated sport catch of spotted seatrout for the gulf as a whole is substantially greater than the commercial catch (see footnote b, Table 2). Fish taken in the sport fishery average about 1.25 lb (0.6 kg) with the highest estimated

catch per unit effort recorded from Louisiana during the summer (Perret et al. 1980).

No estimates of maximum and optimum sustainable yield were found and very little has been published relating to population or community dynamic modeling parameters. The only published quantitative comparison of the effects of fishing and natural mortality on spotted seatrout dynamics found in the literature was that of Iversen and Moffett (1962). For fish ranging from 280 to 700 mm TL, they estimated a coefficient of instantaneous fishing mortality of 1.4 and instantaneous natural mortality of 5.8. The resultant combined coefficient of instantaneous total mortality (Z) would, given common fishery assumptions (see Ricker 1975), equal 7.2, or an annual mortality rate (A) of over 99.9%. Estimation of Z by catch curve analysis of the age structure data presented by Etzold and Christmas (1979) yields a value of 0.3, or an A of 26%. The former estimate of Z seems exceedingly high, but the

latter is perhaps too low. Oddly, Iversen and Moffett (1962) presented a graph of length-frequency distribution, but failed to use the data as a check on the mortality rate estimated by tagging studies. An approximation from their graph yielded a total annual mortality estimate of 49% for fish from about 370 to 500 mm TL. This is strikingly similar to the mean estimate of Tatum (1980) for spotted seatrout of ages III+ through VI+. Tatum used data collected from annual fishing tournaments in Alabama. For those years in which reliable data could be gathered (1966-68 and 1973-77), the value of A

ranged from 36.2% to 58.1% with a mean of 49.8%. Additional experimental investigation or routine age-structure analysis of the catch should be carried out to provide more reliable estimates.

A review of fishing success in Everglades National Park for 1958 through 1978 indicated that the changes in age structure and abundance of spotted seatrout were attributable to environmental changes rather than to fishing mortality and that commercial fisheries had no effect on sport yield or catch rate (Davis 1980). The former conclusion of environmental control,

Table 2. The 1974 commercial catch (metric tons)^a of spotted seatrout in the Gulf of Mexico by gear type and State (after Perret et al. 1980).^b

Gear type	Fla.	Ala.	Miss.	La.	Tex.	Total	Percent
Runaround gill net	618.6	27.9	127.7	446.7	128.9	1349.8	42.3
Trammel net	186.7	131.6	3.4	414.1	302.3	1038.1	32.5
Long (trot) line	-	-	-	3.9	456.5	460.4	14.4
Hand line	110.9	3.1	2.5	67.1	2.4	186.0	5.8
Common haul seine	93.6	-	-	-	-	93.6	2.9
Stake gill net	-	-	-	30.6	9.1	39.7	1.3
Troll line	15.2	-	-	-	-	15.2	0.5
Shrimp otter trawl	-	2.4	-	1.5	6.3	10.2	0.3
Total	1025.0	165.0	133.6	963.9	905.5	3193.0	100.0

^aWeight = round (live) weight.

^bFor comparison with sport catch, in 1979 the marine sport catch of spotted seatrout for the Gulf of Mexico was 4,010 mt, or about twice the 2,021 mt catch of the commercial fishery for that same year (National Marine Fisheries Service 1981).

while perhaps valid locally, does not seem consistent with the relatively stable history of the spotted seatrout catch throughout the Gulf of Mexico. The latter, regarding commercial and sport fisheries, is counter to the findings of Matlock et al. (1977), who found greater sport catch from areas where there was no commercial fishing. Matlock et al. (1977) concluded that "commercial netting reduced populations of spotted seatrout [and that] this effect was apparently localized." Localization of the effects is consistent with the findings of Iversen and Mofett (1962) and Weinstein and Yerger (1976), who suggested that the spotted seatrout populations of different estuaries constitute separate stocks and should be treated as such for fishery management purposes. The effects of shrimp by-catch on spotted seatrout abundance are unknown.

ECOLOGICAL ROLE

Perret et al. (1980) referred to the spotted seatrout as an "opportunistic carnivore whose food changes with size" (Figure 3). The illustrated pattern of change in diet is apparently typical of areas with abundant seagrass, e.g., Florida and Texas coasts, but may differ in areas of lower seagrass abundance, e.g., Lake Pontchartrain, Louisiana (Darnell 1958). Portions of Darnell's (1961) trophic studies of Lake Pontchartrain relating to spotted seatrout are given in Table 3. Feeding habits between stages may be reasonably distinct, but feeding within stages is apparently non-selective (Tabb 1961). Moody (1950) attributed the high percentage (54%) of empty guts found in his study to sporadic feeding, and Darnell (1958) suggested that feeding was heaviest during the early to mid-morning hours. No quantitative study of the role of spotted seatrout in estuarine trophic dynamics was found.

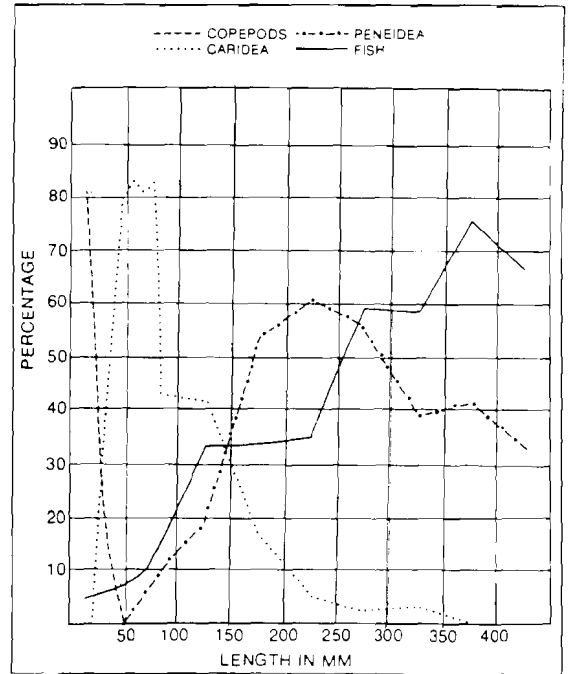


Figure 3. The percentage of occurrence of the four major food groups in the stomachs of spotted seatrout of various sizes (Moody 1950).

The longevity and growth rate of spotted seatrout may be affected by the structure of the surrounding community, e.g., the abundance of predators and competitors (Klima and Tabb 1959). Such differences may also be due to selective (genetic) differences between the various populations (Weinstein and Yerger 1976). No published experimental studies of competition or of other community level interactions were found.

ENVIRONMENTAL REQUIREMENTS

Temperature

Spotted seatrout are reportedly taken in Mississippi waters from 5° to

Table 3. Food (by percent of diet) of the spotted seatrout, Cynoscion nebulosus, from Lake Pontchartrain, Louisiana (Darnell 1961).^a

Food category	Size (mmTL)	
	40-99	100-406
Zooplankton	20	-
Microinvertebrates	18	-
Detritus	8	8
Macroinvertebrates	6 ^b	13
Fish	48 ^b	79

^aMethod for estimation of percent of diet was not given.

^bIncludes anchovies and larval fishes in juvenile (40-99 mm) guts.

34.9°C (41° to 95°F) (Etzold and Christmas 1979), but temperatures of 7° to 10°C (45° to 50°F) have been identified as "adverse" (Tabb 1966). Mass mortalities occur during cold snaps when water temperatures drop to 4° to 7°C (39° to 45°F) (Gunter 1941; Tabb 1958; Moore 1976). Loman (1978) reported highest catches from 25° to 30°C (77° to 86°F) while Tabb (1958) suggested 15° to 27°C (59° to 81°F) as a suitable temperature range for the spotted seatrout.

Spawning is reported to occur at temperatures of 21°C (70°F) or greater in Texas (Simmons 1951), 24°C (75°F) or greater in southwestern Florida (Jannke 1971), and 25.5° to 28.3°C (78° to 83°F) in east Florida (Tabb 1966). Taniguchi (1980) reported an optimum temperature of 28°C (82°F) for eggs and larvae, but predicted 100% survival between 23.1° and 32.7°C (74° and 91°F). Spotted seatrout move to deeper waters in conjunction with decreasing fall-winter temperatures. In North Carolina, Roelofs (1953) reported fall emmigration from the estuaries when water temperatures neared 10°C (50°F). Immigration into the estuaries the

following spring occurred when water temperature reached 10° to 12°C (50° to 54°F) in North Carolina (Roelofs 1953), 17°C (63°F) in Georgia (Mahood 1974), and 21°C (70°F) in Texas (Simmons 1951). Migrations between offshore and estuary waters are less distinct in the Gulf of Mexico than along the Atlantic coast. Pearson (1929) and Tabb (1966) both reported concentrations of spotted seatrout in deep holes within estuaries during colder months. Tabb (1966) also mentioned that such holes, distant from deepwater routes to outside waters, became "death traps" during cold snaps and can be the site of mass mortalities.

Salinity

Spotted seatrout have been taken in waters with salinities ranging from 0.2 to 77 ppt (Simmons 1957). However, Tabb (1966) suggested that salinities below 5 ppt were "intolerable" and that larvae and juveniles unable to reach more saline waters during post-storm freshets may suffer mass mortalities. Simmons (1957) reported that no spawning occurred in the Laguna Madre

(Texas) at salinities greater than 45 ppt. Loman (1978) reported highest catches from waters of 20 to 35 ppt. Wohlschlag and Wakeman (1978) suggested that minimum salinity stress occurs at 20 ppt for spotted seatrout from south Texas tested at 28°C (82°F). They also suggested that "there may be no excess available energy beyond ecological maintenance requirements" at salinities below 10 ppt or above 45 ppt. Optimum salinity for eggs and larvae is reported as 28.1 ppt with 100% survival predicted from 18.6 to 37.5 ppt (Taniguchi 1980).

Habitat

The importance of estuaries to the spotted seatrout was emphasized by Etzold and Christmas (1979):

"Since spotted seatrout may spawn in estuaries and are dependent upon them for food throughout their lives and since the evidence is very strong that each estuary maintains a distinct subpopulation [stock] of seatrout, it is clear that the estuarine environment is a particularly critical one for this species."

Most studies suggest that seagrass beds are the preferred habitat of post-larvae, juveniles, and adults (Pearson 1929; Moody 1950; Tabb 1966). Spotted seatrout may, however, occur abundantly near areas without extensive seagrass beds, e.g., shell reefs, marshes, and submerged or emergent islands (Lorio and Perret 1980). In a more general statement of habitat requirements for the species, Perret et al. (1980) seemed to tie distribution most strongly to food availability by stating that spotted seatrout "are probably found in any area offering suitable salinity and temperature regimes combined with sufficient primary productivity to support a food web suitable to their needs."

Tabb (1958) suggested that several ecological characteristics were important in determining the abundance of spotted seatrout in Indian River, Florida:

1. Large areas of shallow, quiet brackish water
2. Extensive grassy areas usually dominated by Thalassia testudinum and Halodule wrightii [Perret et al. (1980) would replace "grassy areas ..." with areas of primary productivity.]
3. Areas of 3 to 6 m [10 to 20 ft] depth adjacent to grass flats to be used for refuge from winter cold
4. An abundant food supply, viz., grazing crustaceans and suitable size fish
5. Absence of predators [not identified]
6. Absence of competitors [not identified]
7. Suitable temperature of 15° to 27°C [59° to 81°F] [see Temperature section]

Other Environmental Factors

Minimum metabolic oxygen demand for spotted seatrout tested at 28°C (82°F) was 210, 125, and 230 mg O₂/kg/hr at salinities of 10, 20, and 30 ppt, respectively (Vetter 1977). No reports relating dissolved oxygen to distribution or abundance were found, but Etzold and Christmas (1979) reported that spotted seatrout "have been found in oxygen depletion kills." Pearson (1929) suggested a preference by spotted seatrout for "less turbid" areas, and Tabb and Manning (1961) suggested that excessively turbid waters following Hurricane Donna caused mortality in spotted seatrout by packing the gill chambers with suspended solids. However, no quantitative study relating turbidity to spotted seatrout

distribution or abundance was found. The reported parasites and diseases of spotted seatrout were reviewed briefly by Lorio and Perret (1980). Most are

not known to be harmful to man, but several may alter growth pattern and cause scarring in the fish themselves (Pearson 1929).

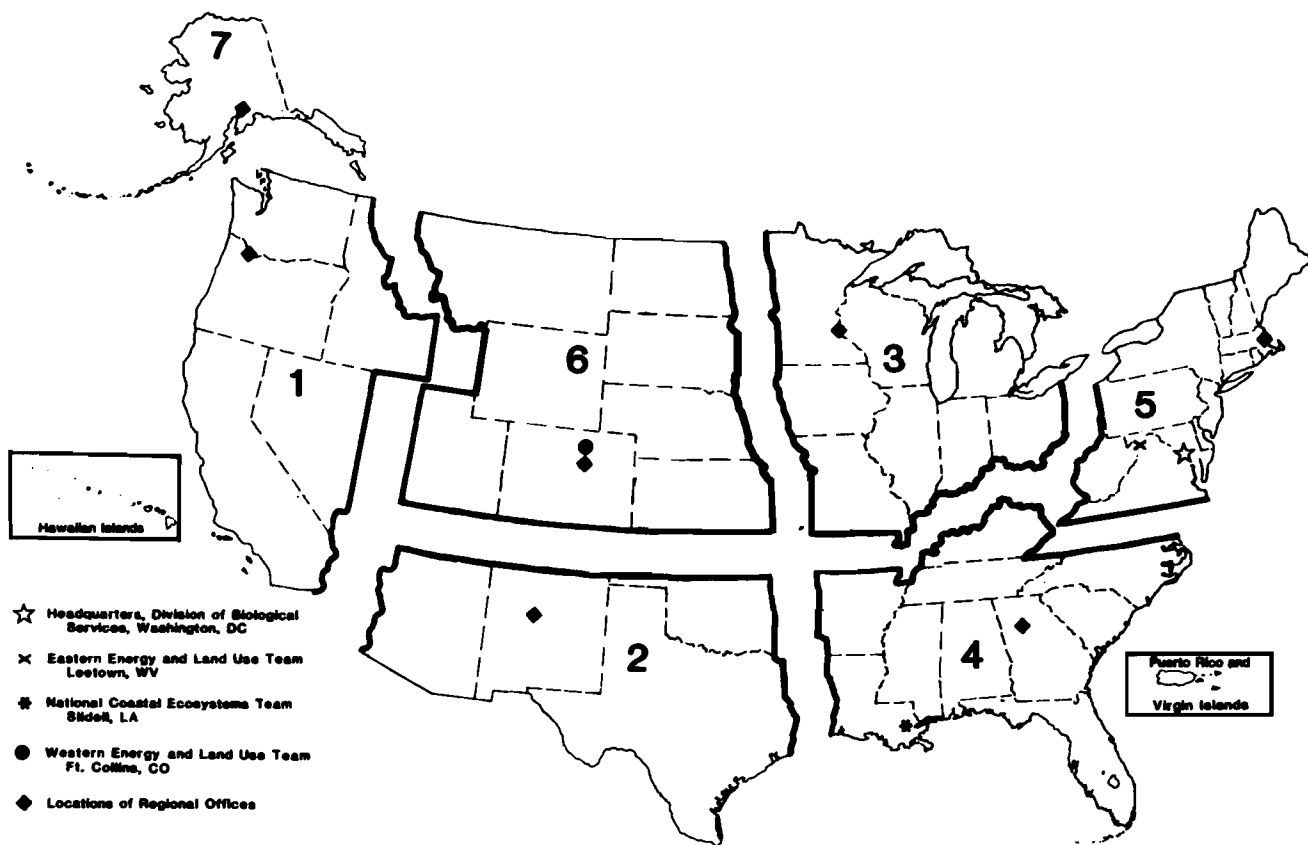
LITERATURE CITED

- Darnell, R. 1958. Food habits of fishes and large invertebrates of Lake Pontchartrain, Louisiana, an estuarine community. *Publ. Inst. Mar. Sci. Univ. Texas.* 5:353-416.
- Darnell, R. 1961. Trophic spectrum of an estuarine community, based on studies of Lake Pontchartrain, Louisiana. *Ecology* 42(3):553-568.
- Davis, G.E. 1980. Changes in the Everglades National Park red drum and spotted seatrout fisheries 1958-1978: fishing pressure, environmental stress, or natural cycles? *Proceedings of the Colloquium on the Biology and Management of Red Drum and Spotted Seatrout. Gulf States Mar. Fish. Comm. Rep.* 5:81-87.
- Etzold, D.J., and J.Y. Christmas. 1979. A Mississippi marine finfish management plan. MS-AL Sea Grant Consortium MASGP-78-046.
- Fable, W.A., Jr., T.D. Williams, and C.R. Arnold. 1978. Description of reared eggs and young larvae of the spotted seatrout, Cynoscion nebulosus. *Fish. Bull., U.S.* 76: 65-71.
- Gunter, G. 1941. Death of fishes due to cold on the Texas coast, January 1940. *Ecology* 22:203-208.
- Harrington, R.A., G.C. Matlock, and J.E. Weaver. 1979. Standard-total length, total length-whole weight, and dressed-whole weight relationships for selected species from Texas bays. *Tex. Parks Wildl. Dep. Tech. Ser.* 26.
- Hildebrand, S.F., and L.E. Cable. 1934. Reproduction and development of whittings or kingfishes, drum, spot, croakers, and weakfishes or seatrouts, family Sciaenidae, of the Atlantic coast of the United States. *U.S. Bur. Fish. Bull.* 48:41-17.
- Hildebrand, S.F., and W.C. Schroeder. 1972. *Fishes of Chesapeake Bay.* T.F.H. Publications, Inc., Neptune, N.J.
- Hoese, H.D., and R.H. Moore. 1977. *Fishes of the Gulf of Mexico: Texas, Louisiana, and adjacent waters.* Texas A & M University Press, College Station.
- Iversen, E.S., and A.W. Moffett. 1962. Estimation of abundance and mortality of a spotted seatrout population. *Trans. Am. Fish. Soc.* 91:395-398.
- Iversen, E.S., A.W. Moffett, and D.C. Tabb. 1962. Subpopulations based on growth and tagging studies of spotted seatrout, Cynoscion nebulosus, in Florida. *Copeia* 1962: 544-548.
- Jannke, T.E. 1971. Abundance of young sciaenid fishes in Everglades National Park, Florida in relation to season and other variables. *Univ. Miami Sea Grant Program Sea Grant Tech. Bull.* 11:1-128.
- King, B.D., III. 1971. Study of migratory patterns of fish and shellfish through a natural pass. *Tex. Parks Wildl. Dep. Tech. Ser.* 9.

- Klima, E.F., and D.C. Tabb. 1959. A contribution to the biology of the spotted weakfish, Cynoscion nebulosus (Cuvier), from northwest Florida, with a description of the fishery. Fla. Board Conserv. Mar. Res. Lab. Tech. Ser. 30.
- Loman, M. 1978. Other finfish. Pages 143-147 in J.Y. Christmas, ed. Fisheries assessment and monitoring - Mississippi. P.L. 88-309, 2-215-R, Completion Report, Gulf Coast Research Laboratory, Ocean Springs, Miss.
- Lorio, W.J., and W.S. Perret. 1980. Biology and ecology of the spotted seatrout (Cynoscion nebulosus Cuvier). Proceedings of the Colloquium on the Biology and Management of the Red Drum and Seatrout. Gulf States Mar. Fish. Comm. Rep. 5:7-13.
- Mahood, R.K. 1974. Seatrout of the genus Cynoscion in coastal waters of Georgia. Ga. Dep. Nat. Resour. Contrib. Ser. 26:1-35.
- Matlock, G.C., J.E. Weaver, and A.W. Green. 1977. Trends in spotted seatrout and red drum abundance in Texas coastal waters influenced by commercial netting activities. Proc. 31st Annu. Conf. Southeast. Assoc. Game Fish Comm.:477-483.
- Miles, D.W. 1950. The life histories of the seatrout Cynoscion nebulosus and the redfish, Sciaenops ocellatus. Tex. Game, Fish and Oyster Comm., Mar. Lab. Annu. Rep. 1949-50. (Mimeo.)
- Moffett, A.W. 1961. Movements and growth of spotted seatrout, Cynoscion nebulosus (Cuvier), in West Florida. Fla. Board Conserv. Mar. Res. Lab. Tech. Ser. 36:1-35.
- Moody, W.D. 1950. A study of the natural history of the spotted trout, Cynoscion nebulosus, in the Cedar Key, Florida area. Q. J. Fla. Acad. Sci. 12(3):147-171.
- Moore, R.H. 1976. Observations on fishes killed by cold at Port Aransas, Texas, 11-12 January 1973. Southwest. Nat. 20:461-466.
- National Marine Fisheries Service (NMFS). 1981. Fisheries of the United States, 1980. U.S. Dep. Commer., Current Fish. Stat. 8100.
- Pearson, J.C. 1929. Natural history and conservation of the redfish and other commercial sciaenids on the Texas Coast. Bull. U.S. Bur. Fish. 4:129-214.
- Perret, W.S., J.E. Weaver, R.O. Williams, P.L. Johansen, T.D. McIlwain, R.C. Raulerson, and W.M. Tatum. 1980. Fishery profiles of red drum and spotted seatrout. Gulf States Mar. Fish. Comm. Rep. 6.
- Ricker, W.E. 1975. Computation and interpretation of biological statistics of fish populations. Bull. Fish. Res. Board Can. 191.
- Roelofs, E.W. 1953. Distribution of fishery resources in relation to hydrographic conditions in North Carolina estuaries. Proc. Gulf Caribb. Fish. Inst., 5th Sess.: 141-145.
- Simmons, E.G. 1951. Fish trap investigation. Tex. Game Fish Comm., Mar. Lab. Annu. Rep. 1950-1951: 1-23.
- Simmons, E.G. 1957. Ecological survey of the upper Laguna Madre of Texas. Publ. Inst. Mar. Sci. Univ. Tex. 4:156-200.
- Smith, H.M. 1907. The fishes of North Carolina. N.C. Geol. Econ. Survey. II:306-326.

- Stewart, K.W. 1961. Contributions to the biology of the spotted seatrout (Cynoscion nebulosus) in the Everglades National Park, Florida. M.S. Thesis. University of Miami, Coral Gables, Fla.
- Sundararaj, B.I., and R.D. Suttkus. 1962. Fecundity of the spotted seatrout, Cynoscion nebulosus (Cuvier), from Lake Borgne area, Louisiana. Trans. Am. Fish. Soc. 91:84-88.
- Tabb, D.C. 1958. Differences in the estuarine ecology of Florida waters and their effect on populations of spotted weakfish, Cynoscion nebulosus (Cuvier and Valenciennes). Trans. 23rd N. Am. Wildl. Nat. Resour. Conf.: 392-401.
- Tabb, D.C. 1961. A contribution to the biology of the spotted seatrout, Cynoscion nebulosus (Cuvier), of east-central Florida. Fla. Board Conserv. Mar. Res. Lab. Tech. Ser. 35.
- Tabb, D.C. 1966. The estuary as a habitat for spotted seatrout (Cynoscion nebulosus). Am. Fish. Soc. Spec. Publ. No. 3:59-67.
- Tabb, D.C., and R.B. Manning. 1961. A checklist of the flora and fauna of northern Florida Bay and adjacent brackish waters of the Florida mainland collected during the period July, 1957 through September, 1960. Bull. Mar. Sci. Gulf and Caribb. 11(4):552-649.
- Taniguchi, A.K. 1980. Effects of the salinity, temperature, and food abundance upon survival of spotted seatrout eggs and larvae. Proceedings of the Colloquium on the Biology and Management of Red Drum and Seatrout. Gulf States Mar. Fish. Comm. Rep. 5:16 (Abstract).
- Tatum, W.M. 1980. Spotted seatrout (Cynoscion nebulosus) age and growth data from an annual fishing tournament, 1964-1977. Proceedings of the Colloquium on the Biology and Management of Red Drum and Seatrout. Gulf States Mar. Fish. Comm. Rep. 5:89-92.
- Vetter, R.D. 1977. Respiratory metabolism of, and niche separation between, two co-occurring cogenetic species, Cynoscion nebulosus and Cynoscion arenarius, in a south Texas estuary. M.A. Thesis. University of Texas, Austin.
- Weinstein, M.P., and R.W. Yerger. 1976. Protein taxonomy of the Gulf of Mexico and Atlantic Ocean seatrouts, genus Cynoscion. Fish. Bull., U.S. 74(3):599-607.
- Welsh, W.W., and C.M. Breder, Jr. 1924. Contributions to the life histories of Sciaenidae of the eastern United States coast. Bull. U.S. Bur. Fish. 39:141-201.
- Wohlschlag, D.E., and J.M. Wakeman. 1978. Salinity stresses, metabolic responses and distribution of the coastal spotted seatrout, Cynoscion nebulosus. Contrib. Mar. Sci. Univ. Tex. 21:171-185.

REPORT DOCUMENTATION PAGE	1. REPORT NO. FWS/OBS-82/11.4*	2.	3. Recipient's Accession No.
4. Title and Subtitle Species Profiles: Life Histories and Environmental Requirements (Gulf of Mexico) -- spotted seatrout			5. Report Date February 1983
7. Author(s) Dennis R. Lassuy			6.
9. Performing Organization Name and Address U.S. Fish and Wildlife Service Division of Biological Services National Coastal Ecosystems Team 1010 Gause Boulevard Slidell, LA 70458			8. Performing Organization Rept. No.
12. Sponsoring Organization Name and Address National Coastal Ecosystems Team Fish and Wildlife Service U.S. Department of the Interior Washington, DC 20240			10. Project/Task/Work Unit No.
U.S. Army Corps of Engineers Waterways Experiment Station P.O. Box 631 Vicksburg, MS 39180			11. Contract(C) or Grant(G) No. (C) (G)
15. Supplementary Notes *U.S. Army Corps of Engineers report No. TR EL-82-4.			13. Type of Report & Period Covered
16. Abstract (Limit: 200 words) Species profiles are literature summaries of the taxonomy, morphology, range, life history and environmental requirements of coastal aquatic species. They are prepared to assist in environmental impact assessment. The spotted seatrout, <i>Cynoscion nebulosus</i> , lives in estuaries or nearshore areas its entire life. Larvae and juveniles primarily live in vegetated parts of estuaries; adults school and occupy both estuaries and nearshore areas. Spawning occurs from February to October. Few spotted seatrout live over 5 years and females live longer than males. Commercial catches (1950-1977) in the Gulf of Mexico ranged from 1572-3374 mt; sport catch usually exceeds commercial harvest. Population dynamics data on the species are weak. Adults are opportunistic carnivores; primary foods are fish and shrimp. They have been collected in a temperature range of 5-35°C and a salinity range of 0.2-77 ppt.			14.
17. Document Analysis a. Descriptors Estuaries Fishes Growth Feeding b. Identifiers/Open-Ended Terms Spotted seatrout Life history <u>Cynoscion nebulosus</u> Spawning Temperature requirements Habitat requirements c. COSATI Field/Group			
18. Availability Statement Unlimited		19. Security Class (This Report) Unclassified	21. No. of Pages 14
		20. Security Class (This Page) Unclassified	22. Price



- ☆ Headquarters, Division of Biological Services, Washington, DC
- × Eastern Energy and Land Use Team, Leetown, WV
- ★ National Coastal Ecosystems Team, Slidell, LA
- Western Energy and Land Use Team, Ft. Collins, CO
- ◆ Locations of Regional Offices

REGION 1

Regional Director
 U.S. Fish and Wildlife Service
 Lloyd Five Hundred Building, Suite 1692
 500 N.E. Multnomah Street
 Portland, Oregon 97232

REGION 2

Regional Director
 U.S. Fish and Wildlife Service
 P.O. Box 1306
 Albuquerque, New Mexico 87103

REGION 3

Regional Director
 U.S. Fish and Wildlife Service
 Federal Building, Fort Snelling
 Twin Cities, Minnesota 55111

REGION 4

Regional Director
 U.S. Fish and Wildlife Service
 Richard B. Russell Building
 75 Spring Street, S.W.
 Atlanta, Georgia 30303

REGION 5

Regional Director
 U.S. Fish and Wildlife Service
 One Gateway Center
 Newton Corner, Massachusetts 02158

REGION 6

Regional Director
 U.S. Fish and Wildlife Service
 P.O. Box 25486
 Denver Federal Center
 Denver, Colorado 80225

REGION 7

Regional Director
 U.S. Fish and Wildlife Service
 1011 E. Tudor Road
 Anchorage, Alaska 99503



DEPARTMENT OF THE INTERIOR

U.S. FISH AND WILDLIFE SERVICE



As the Nation's principal conservation agency, the Department of the Interior has responsibility for most of our nationally owned public lands and natural resources. This includes fostering the wisest use of our land and water resources, protecting our fish and wildlife, preserving the environmental and cultural values of our national parks and historical places, and providing for the enjoyment of life through outdoor recreation. The Department assesses our energy and mineral resources and works to assure that their development is in the best interests of all our people. The Department also has a major responsibility for American Indian reservation communities and for people who live in island territories under U.S. administration.