

BALANCES OF BUDGET AUTHORITY

Budget for Fiscal Year 2003

Budget Review and Concepts Division
Budget Concepts Branch

TABLE OF CONTENTS

NARRATIVE	Page
Balances of Budget Authority for Fiscal Year 2003.....	1
Bridges from Balances of Budget Authority to Cash Balances.....	77
Credit Reform - Financing Accounts with Unobligated Balances	83

CHARTS

Chart 1. Total Unexpended Balances	2
Chart 2. Unobligated Balances, Federal Funds vs Trust Funds.....	3
Chart 3. Federal Fund Unobligated Balances: Critical Financial Reserves, Capital and Other Programs.....	4

TABLES

Federal and Trust Fund

Table 1. Summary of Unexpended Balances.....	11
Table 2. Total Unexpended Balances, by Agency.....	12

Federal Funds

Table 3. Federal Fund Obligated Balances, by Agency.....	15
--	----

Table 4. Federal Fund Unobligated Balances, by Agency	16
Table 5. Federal Fund Unobligated Balances, by Agency and Program, Detail	17
Table 6. Federal Fund Unavailable Collections, by Agency	65

Trust Funds

Table 7. Trust Fund Obligated Balances, by Agency	69
Table 8. Trust Fund Obligated Balances, by Major Funds	70
Table 9. Trust Fund Unobligated Balances, by Agency	72
Table 10. Trust Fund Unobligated Balances, by Major Funds	73
Table 11. Trust Fund Unavailable Collections, by Agency	74

Bridge from Balances of Budget Authority to Cash Balances

Table 12. Federal Fund Bridge from Balances of Budget Authority to Cash Balances	79
Table 13. Trust Fund Bridge from Balances of Budget Authority to Cash Balances	80

Credit Reform Financing Accounts

Table 14. Credit Reform Financing Accounts	85
--	----

GENERAL NOTES

- All years in the tables are fiscal years.
- Because of rounding, the detailed amounts in tables and charts may not add to the totals.
- Data for the off-budget Postal Service Fund (a federal fund) and the two off-budget social security trust funds (Federal Old-Age and Survivors Insurance (OASI) and Federal Disability Insurance (DI)) are included in this report.
- Data for the non-budgetary Credit Reform financing accounts are included in a separate table in this report.
- The Administration proposes to charge agencies the employer's share of the full accruing cost of employee pensions and retiree health care benefits for Federal employees. In this case there is no impact in 2001 and 2002. There is an impact on balances in 2003.

This report is available on the Internet at the <http://www.omb.gov/budget>.

Also, this report is available for purchase from the:

National Technical Information Service (NTIS)

ATTN: Document Sales

5285 Port Royal Road

Springfield, VA 22161

or call:

(703) 605-6000

1-800-553-6847

NTIS Home Page: <http://www.ntis.gov>

BUDGET REVIEW AND CONCEPTS DIVISION, BUDGET CONCEPTS BRANCH

BALANCES OF BUDGET AUTHORITY

Budget for Fiscal Year 2003

Government agencies are permitted to enter into obligations that result in immediate or future outlays only when they have been granted authority to do so by law. This authority is recorded as budget authority in the year that it first becomes available. Not all budget authority enacted for a fiscal year results in obligations and outlays in the same year. This analysis presents information on the unexpended balances of budget authority for the end of 2001, 2002, and 2003 as shown in the 2003 Budget.

Unexpended balances of budget authority are the sum of obligated and unobligated balances.

- ◆ **Unobligated balances** are the amounts of budget authority that have not yet been committed by contract or other legally binding action by the government.
- ◆ **Obligated balances** are the amounts of obligations already incurred (for example, contracts signed) for which payment has not yet been made but for which payments will be required. Obligated balances are defined in law as net of accounts receivable and unfilled customer orders.

Unobligated balances of budget authority (appropriations, contract authority, authority to borrow, and spending authority from offsetting collections) are carried forward from one year to the next only when authority to incur obligations in a succeeding period is specifically provided in law. Amounts that are obligated are carried as obligated balances until the obligations are paid or the authority is canceled.

In the aggregate, unexpended balances are the result of a lag between the time budget authority becomes available (for example, when an appropriation is enacted) and the actual outlay of funds, which usually occurs when Treasury disburses funds in payment of an obligation.

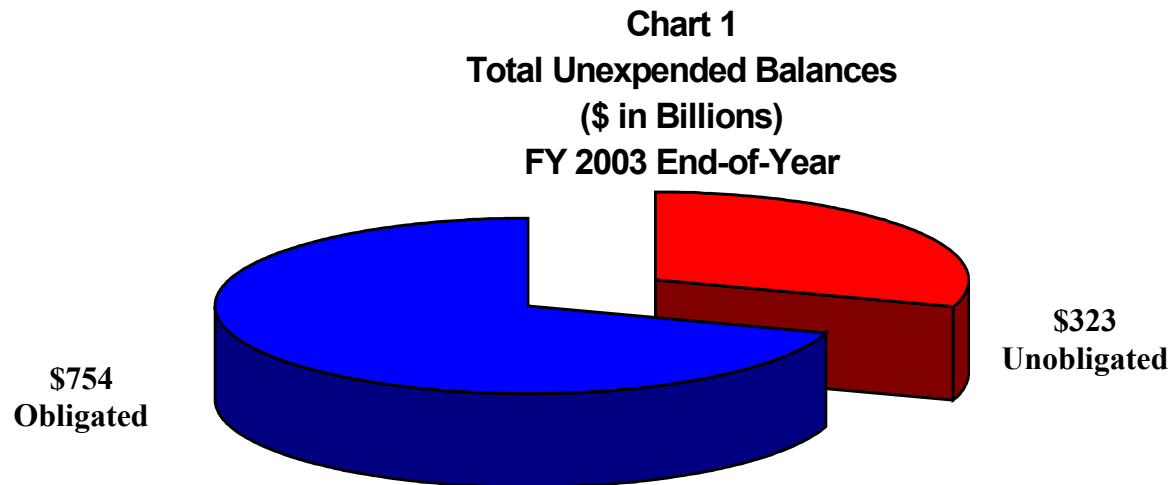
For most government accounts, the interval between enactment of appropriations, the obligation of funds, and the related outlays is relatively short.

For annual accounts, appropriations are made available for obligation for only one year and any unobligated amounts expire at the end of that fiscal year. However, the obligated, but not yet paid, portions of the expired annual appropriations are normally carried forward

for five years during which the balances are not available for new obligations but are available to pay old bills. After the five expired years, the balances are permanently canceled.

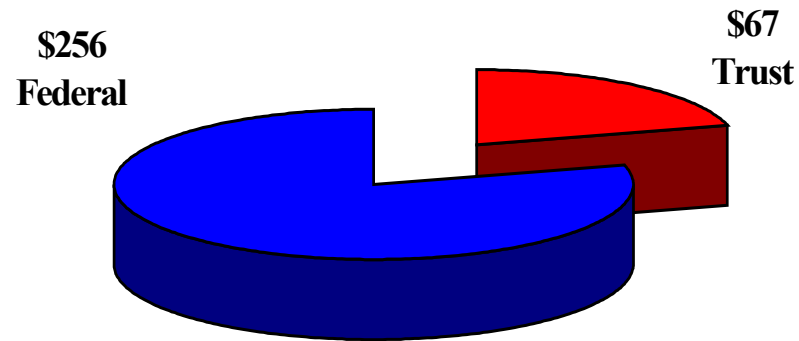
For multi-year accounts, appropriations are made available for a specified number of years and for no-year accounts, appropriations are made available until the objectives of the program have been achieved. It is in these instances that unobligated balances are carried forward and available for obligation. When the budget authority of multi-year funds expire, the obligated, but not yet paid, portions are carried forward for five fiscal years after which the balances are permanently canceled. No-year authority may be canceled by the head of the agency or the President if the purposes for which the funds were provided have been carried out and there has been no disbursement from the authority for two fiscal years. To the extent that balances have been canceled, old bills can be paid from up to one percent of the balances in any unexpired account available for the same purpose as the canceled accounts.

Total unexpended balances are estimated to exceed a trillion dollars by the end of 2003. Review Table 1, Summary of Unexpended Balances, on page 10 for a distribution between Federal and Trust funds for Fiscal Years 2001, 2002, and 2003. For a distribution of unexpended balances by Agency, review Table 2, Total Unexpended Balances by Agency on page 11. As Chart 1 indicates, 70 percent will be obligated to pay for such things as grants awarded, supplies ordered and services received by the end of 2003.



The other 30 percent of the unexpended balances will not be obligated at the end of 2003. Chart 2 indicates that 20 percent, or \$67 billion of the \$323 billion unobligated balances are in trust funds.

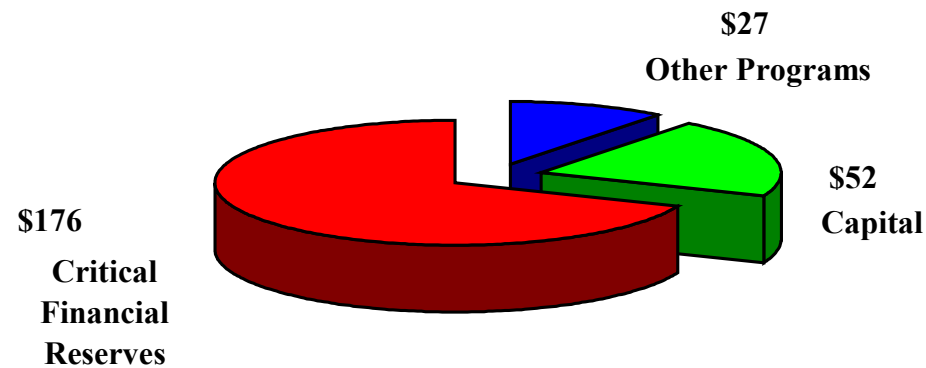
Chart 2
Unobligated Balances
Federal Funds vs Trust Funds
(\$ in Billions)
FY 2003 End-of-year



For more information on trust fund obligated and unobligated balances by agency and major trust funds, see Tables 7, 8, 9, and 10, beginning on page 63.

Of the \$256 billion of unobligated balances in federal fund accounts, nearly 90 percent will be earmarked for critical financial reserves and capital investments.

Chart 3
Federal Fund Unobligated Balances
Critical Reserves, Capital and Other Programs
(\$ in Billions)
FY 2003 End-of-Year



The categories for unobligated balances of federal funds used in Chart 3 are critical financial reserves, capital, and other programs. An explanation of each category follows.

CRITICAL FINANCIAL RESERVES

Sixty-nine percent of the federal fund unobligated balances are classified as critical financial reserves. These reserves are further classified as:

- International Monetary Programs;
- Insurance and Other Programs; and
- Credit Liquidating Accounts.

International Monetary Programs -- These reserves are used to automatically fund U.S. balance of payment financing needs and for intervening in the foreign exchange market on behalf of the U.S. dollar.

The unobligated balances in the U.S. Quota accounts represent amounts that have been transferred from the Treasury and deposited with the International Monetary Fund (IMF) for the U.S. share of its quota to the IMF, in return for international monetary reserves denominated in Special Drawing Rights (SDRs). These reserves are held at the IMF. This is somewhat akin to moving balances from one checking account to another, both of which are owned by the United States.

Other SDR denominated assets appear as unobligated balances in the Exchange Stabilization Fund (ESF). These SDRs are used in transactions with other members of the IMF in settlement of their obligations to the Fund. The Secretary of the Treasury is also authorized to use the dollar and foreign currency assets of the ESF to intervene in the foreign exchange market on behalf of the U.S. dollar. The principal sources of the ESF's income have been profits on foreign exchange transactions, interest on foreign exchange swap transactions, and interest on investments held by the Fund. The estimated balances in the ESF are subject to considerable variances, as the amount and composition of assets and the interest rate earned on investments can change dramatically.

Insurance and Other Programs -- The federal government provides insurance in certain areas (notably deposit insurance, pension guarantees, and emergencies) and conducts other programs where there is a natural lag between the time funds are collected and provided and the time funds are needed. For these kinds of programs, appropriations and other budget authority provide for contingency backup, reserves, and debt redemption or funding sources pending sequential events, such as negotiations with other countries and certification by Congress. The unobligated balances are carried forward to the extent such authority is not used or expires under the terms of the appropriations.

Credit Liquidating Accounts -- Pursuant to the Federal Credit Reform Act of 1990, the cash flows associated with pre-1992 direct loan obligations and loan guarantee commitments are reported on a cash basis in *liquidating* accounts. Normally at the end of each year, the balances in credit liquidating accounts are returned to the Treasury because the amounts can only be used to liquidate obligations incurred in the year the amounts are collected. The balances that remain are reserves needed to pay claims should there be a default on a loan that was guaranteed before the end of 1991.

CAPITAL

Twenty-one percent of the federal unobligated balances are classified as capital investments. These reserves are further classified as:

- Major Procurement and Construction Programs; and
- Other Revolving Funds.

Major Procurement and Construction Programs -- Budget authority for most major procurement and construction projects covers the entire cost estimated when the projects are initiated, even though work will take place and outlays will be made over a period extending beyond the year for which the budget authority is enacted. For these projects, the unobligated balances are needed to complete the project or program. Also, these balances reflect the long lead times required for such procurement. Real property projects in this category involve direct federal government land acquisition and improvement, and construction of facilities, which become capital assets.

Other Revolving Funds -- There are other revolving fund balances that do not meet the criteria established for the previous categories. These funds provide goods and services to other federal government accounts or to the public. The balances in these funds are maintained as working capital to keep the fund revolving.

OTHER PROGRAMS

The final 11 percent of federal fund unobligated balances are classified as other programs because they do not fit the previous categories. This category, which is estimated at \$27 billion for 2003, includes:

- \$7.8 billion for research and development programs;
- \$3.0 billion for forward funded programs;

- \$1.6 billion for subsidized housing programs, that include public and Indian housing (i.e. housing certificate funds) and housing programs (i.e. other assisted housing programs and Nehemiah housing opportunity funds); and
- \$14.8 billion for other miscellaneous programs.

Research and Development Programs -- To a large extent, this category includes balances associated with programs authorized to develop, design, test, and evaluate weapons systems and related equipment. It also includes balances attributable to research and development programs concerned with the following: spaceflight; domestic energy sources; and physical, biomedical, and environmental sciences. Multi-year appropriations of budget authority are frequently provided, and balances occur in these programs, because in some cases it is difficult to precisely determine the time or resources required to meet program objectives.

Forward Funded Programs -- Budget authority that is made available for obligation beginning in the last quarter of the fiscal year for the financing of on-going grant programs during the next fiscal year. The budget authority for such programs is included in the budget totals for the year in which it is appropriated. This type of funding is often used for education, training, and employment programs so that obligation grants can be made prior to the beginning of the next school year.

The Appendix to the Budget of the United States Government contains more information on forward funded programs.

Subsidized Housing Programs -- These represent commitments that are not yet legal obligations from pre-1998 budgets. The practice up to that time was to fund large portions of the subsidized housing programs for the government's estimated obligation to pay subsidies under contracts that extended for periods up to 40 years. As contracts to fulfill the commitments are signed, the amounts will become part of the obligated balances.

Other Miscellaneous Programs -- As noted above, there is \$14.3 billion in federal fund unobligated balances in the other miscellaneous programs. These include:

- ◆ \$2.3 billion for HHS, Contingency Fund, and Low Income Home Energy Assistance;
- ◆ \$1.4 billion for Labor, Special Benefits, and Training and Employment Services;
- ◆ \$1.4 billion for Defense, Foreign Currency Fluctuations, and Base Realignment and Closure Account;
- ◆ \$1.0 billion for Agriculture, Fund for Rural America, Initiative for Future Agriculture and Food Systems, CCC Export Loans Program Account, and National Forest System;
- ◆ \$0.7 billion for Legislative Branch, Payments to Copyright Owners;
- ◆ \$0.6 billion for Treasury, Continued Dumping and Subsidy Offset, and Presidential Election Campaign Fund;

- ◆ \$0.6 billion for Interior, Recreation Fee Permanent Appropriations, Federal Aid in Wildlife Restoration, and Interior Franchise Fund; and
- ◆ \$0.5 billion for FEMA, Emergency Management Planning and Assistance.

For more detail on the \$14.3 billion classified as “Other Miscellaneous Programs” see Table 5, Federal Fund Unobligated Balances, by Agency and Program, which begins on page 15.

FEDERAL AND TRUST FUNDS

TABLE 1

SUMMARY OF UNEXPENDED BALANCES

(In millions of dollars)

Description	Balances, end of year		
	2001 actual	2002 estimate	2003 estimate
Federal funds:			
Obligated balances.....	559,484	605,015	617,814
Unobligated balances.....	280,979	242,976	255,785
Total Federal fund unexpended balances.....	<u>840,463</u>	<u>847,991</u>	<u>873,599</u>
Trust funds:			
Obligated balances.....	133,524	141,366	135,814
Unobligated balances.....	60,832	63,475	66,761
Total trust fund unexpended balances.....	<u>194,356</u>	<u>204,841</u>	<u>202,575</u>
Total Federal and trust funds:			
Obligated balances.....	693,008	746,381	753,628
Unobligated balances.....	341,811	306,451	322,546
Total unexpended balances.....	<u>1,034,819</u>	<u>1,052,832</u>	<u>1,076,174</u>

TABLE 2

TOTAL UNEXPENDED BALANCES, BY AGENCY

(In millions of dollars)

Department or other unit	Start 2001		End 2001/ Start 2002		End 2002/ Start 2003		End 2003	
	obli- gated	unobli- gated	obli- gated	unobli- gated	obli- gated	unobli- gated	obli- gated	unobli- gated
Legislative Branch	534	1,544	500	1,718	757	1,832	788	1,713
Judicial Branch	441	734	1,035	211	1,143	178	1,294	126
Department of Agriculture	18,534	5,332	19,129	8,784	19,274	6,195	19,395	5,479
Department of Commerce	3,987	1,180	4,337	960	5,072	193	4,987	60
Department of Defense--Military	146,900	37,170	158,109	39,748	172,050	37,714	188,287	38,997
Department of Education	27,384	4,840	30,452	4,818	37,843	3,473	39,423	4,138
Department of Energy	8,449	2,892	10,175	2,531	10,658	2,165	10,787	2,149
Department of Health and Human Services	65,577	4,393	70,860	2,446	76,034	1,766	76,342	3,317
Department of Housing and Urban Development	97,396	37,950	93,953	37,357	96,398	36,513	91,500	41,557
Department of the Interior	3,673	3,164	4,558	3,934	5,563	3,216	5,655	2,880
Department of Justice	14,006	2,568	15,101	2,502	19,775	1,124	17,698	878
Department of Labor	8,120	12,636	8,854	14,205	8,383	15,110	7,596	15,882
Department of State	4,179	2,629	4,725	2,795	4,411	1,697	4,434	1,617
Department of Transportation	56,133	30,067	61,489	36,868	66,697	35,529	63,846	42,615
Department of the Treasury	18,038	24,932	18,654	26,547	19,009	26,586	19,485	27,311
Department of Veterans Affairs	5,368	2,867	7,475	2,836	8,414	1,977	9,210	1,225
Corps of Engineers	781	1,861	613	2,011	325	2,072	281	1,922
Other Defense Civil Programs	2,924	146	3,124	157	3,251	155	3,368	156
Environmental Protection Agency	11,490	2,098	11,300	2,480	13,984	---	13,415	44
Executive Office of the President	49	291	57	13,079	-7	175	---	171
Federal Emergency Management Agency	6,308	2,500	6,533	2,700	9,776	981	8,826	521
General Services Administration	-47	3,894	-813	5,057	173	4,058	714	3,729
International Assistance Programs	70,996	38,586	63,990	41,308	65,554	39,330	65,568	39,196
National Aeronautics and Space Administration	5,497	616	5,460	773	6,021	744	6,300	699
National Science Foundation	4,644	160	5,481	153	5,848	149	6,137	149
Office of Personnel Management	6,374	26,000	7,020	27,618	7,502	29,179	7,268	30,203
Small Business Administration	1,009	777	828	979	951	139	958	111
Social Security Administration	42,468	210	50,314	3,072	52,200	663	53,103	34
Other Independent Agencies	28,785	56,508	29,695	54,165	29,322	53,538	26,963	55,667
TOTAL.....	659,997	308,545	693,008	341,812	746,381	306,451	753,628	322,546
MEMORANDUM								
Federal funds.....	536,851	253,236	559,484	280,980	605,015	242,976	617,814	255,785
Trust funds.....	123,146	55,309	133,524	60,832	141,366	63,475	135,814	66,761

FEDERAL FUNDS

TABLE 3

FEDERAL FUND OBLIGATED BALANCES, BY AGENCY

(In millions of dollars)

Department or other unit	Balances, end of year		
	2001 actual	2002 estimate	2003 estimate
Legislative Branch	486	744	722
Judicial Branch	496	602	751
Department of Agriculture	19,099	19,206	19,292
Department of Commerce	4,332	5,072	4,987
Department of Defense--Military	157,635	171,571	187,795
Department of Education	30,452	37,843	39,423
Department of Energy	10,170	10,653	10,782
Department of Health and Human Services	70,010	75,282	75,470
Department of Housing and Urban Development	93,950	96,395	91,497
Department of the Interior	4,241	5,149	5,184
Department of Justice	15,013	19,667	17,619
Department of Labor	8,117	7,492	6,721
Department of State	4,702	4,386	4,410
Department of Transportation	13,857	14,619	16,297
Department of the Treasury	18,590	18,931	19,399
Department of Veterans Affairs	5,778	6,688	7,463
Corps of Engineers	400	75	39
Other Defense Civil Programs	23	28	29
Environmental Protection Agency	9,280	11,197	10,663
Executive Office of the President	57	-7	---
Federal Emergency Management Agency	6,533	9,776	8,826
General Services Administration	-813	173	714
International Assistance Programs	45,196	46,800	46,844
National Aeronautics and Space Administration	5,460	6,021	6,300
National Science Foundation	5,469	5,836	6,125
Office of Personnel Management	560	611	2,457
Small Business Administration	828	951	958
Social Security Administration	721	793	683
Other Independent Agencies	28,842	28,461	26,364
TOTAL.....	559,484	605,015	617,814

TABLE 4

FEDERAL FUND UNOBLIGATED BALANCES, BY AGENCY

(In millions of dollars)

Department or other unit	Balances, end of year		
	2001 actual	2002 estimate	2003 estimate
Legislative Branch	1,611	1,706	1,635
Judicial Branch	214	144	56
Department of Agriculture	8,567	6,010	5,319
Department of Commerce	959	193	60
Department of Defense--Military	39,638	37,603	38,886
Department of Education	4,818	3,473	4,138
Department of Energy	2,531	2,165	2,149
Department of Health and Human Services	2,231	1,694	3,248
Department of Housing and Urban Development	37,356	36,512	41,556
Department of the Interior	3,709	3,092	2,813
Department of Justice	2,427	1,068	843
Department of Labor	14,142	15,044	15,812
Department of State	2,686	1,588	1,510
Department of Transportation	7,349	3,731	3,437
Department of the Treasury	26,265	26,288	27,001
Department of Veterans Affairs	2,698	1,844	1,098
Corps of Engineers-Civil Works	1,635	1,712	1,580
Other Defense Civil Programs	16	15	14
Environmental Protection Agency	1,715	---	44
Executive Office of the President	13,079	175	171
Federal Emergency Management Agency	2,698	979	519
General Services Administration	5,057	4,058	3,729
International Assistance Programs	41,289	39,308	39,171
National Aeronautics and Space Administration	770	744	699
National Science Foundation	135	131	131
Office of Personnel Management	40	33	4,969
Small Business Administration	979	139	111
Social Security Administration	2,919	663	34
Other Independent Agencies	53,446	52,864	55,052
TOTAL.....	280,979	242,976	255,785

TABLE 5

FEDERAL FUND UNOBLIGATED BALANCES, BY AGENCY and PROGRAM

(In millions of dollars)

Program	Balances, end of year		
	2001 actual	2002 estimate	2003 estimate
AGENCY: <u>Legislative Branch</u>			
CAPITAL			
PROCUREMENT AND CONSTRUCTION PROGRAMS			
Capitol buildings	49	137	116
Capitol grounds	3	---	---
Senate office buildings	27	12	4
House office buildings	14	25	15
Capitol power plant	4	7	26
Library buildings and grounds, structural and mechanical care	13	16	17
Judiciary office building development and operations fund	458	458	458
PROCUREMENT AND CONSTRUCTION PROGRAMS Subtotal.....	568	655	636
OTHER REVOLVING FUNDS			
Senate revolving funds	1	1	1
House revolving funds	9	9	9
Cooperative acquisitions program revolving fund	2	2	2
Gift shop, decimal classification, photo duplication, and relate	---	---	2
Government Printing Office revolving fund	102	125	115
OTHER REVOLVING FUNDS Subtotal.....	114	137	129
TOTAL, CAPITAL.....	682	792	765
OTHER PROGRAMS			
OTHER MISCELLANEOUS PROGRAMS			
Senators' official personnel and office expense account	24	24	24
Congressional use of foreign currency, Senate	1	---	---
Salaries and expenses	45	68	68
Security enhancements	36	2	1
Salaries, Capitol Police	14	---	---
General expenses, Capitol Police	29	2	2
Capitol visitor center	84	60	---
Salaries and expenses	1	---	---
Salaries and expenses, Library of Congress	128	112	112
Copyright Office: Salaries and expenses	3	4	4
Furniture and furnishings	1	2	2
Payments to copyright owners	552	631	651
Salaries and expenses	2	1	1

TABLE 5

FEDERAL FUND UNOBLIGATED BALANCES, BY AGENCY and PROGRAM

(In millions of dollars)

Program	Balances, end of year		
	2001 actual	2002 estimate	2003 estimate
United States Commission on International Religious Freedom	1	1	---
Other legislative branch boards and commissions	8	7	5
OTHER MISCELLANEOUS PROGRAMS Subtotal.....	929	914	870
TOTAL, OTHER PROGRAMS.....	929	914	870
** AGENCY TOTAL, ALL PROGRAMS **	1,611	1,706	1,635
AGENCY: <u>Judicial Branch</u>			
CAPITAL			
PROCUREMENT AND CONSTRUCTION PROGRAMS			
Care of the building and grounds	7	65	56
Judiciary information technology fund	36	---	---
PROCUREMENT AND CONSTRUCTION PROGRAMS Subtotal.....	43	65	56
TOTAL, CAPITAL.....	43	65	56
OTHER PROGRAMS			
OTHER MISCELLANEOUS PROGRAMS			
Salaries and expenses	17	---	---
Defender services	7	---	---
Fees of jurors and commissioners	4	---	---
Court security	21	---	---
Judiciary filing fees	120	79	---
Registry Administration	1	---	---
Salaries and expenses	1	---	---
OTHER MISCELLANEOUS PROGRAMS Subtotal.....	171	79	---
TOTAL, OTHER PROGRAMS.....	171	79	---
** AGENCY TOTAL, ALL PROGRAMS **	214	144	56
AGENCY: <u>Department of Agriculture</u>			
CRITICAL FINANCIAL RESERVES			
CREDIT LIQUIDATING PROGRAMS			
Agricultural credit insurance fund liquidating account	65	---	---
Commodity Credit Corporation guaranteed loans liquidating account	84	---	---
Rural communication development fund liquidating account	2	---	---

TABLE 5

FEDERAL FUND UNOBLIGATED BALANCES, BY AGENCY and PROGRAM

(In millions of dollars)

Program	Balances, end of year		
	2001 actual	2002 estimate	2003 estimate
Rural telephone bank liquidating account	769	848	917
Rural housing insurance fund liquidating account	92	---	---
Rural development loan fund liquidating account	1	---	---
Expenses, Public Law 480, foreign assistance programs, Agricultu	77	---	---
CREDIT LIQUIDATING PROGRAMS Subtotal.....	1,090	848	917
INSURANCE AND OTHER PROGRAMS			
Federal crop insurance corporation fund	623	623	623
Special supplemental nutrition program for women, infants, and c	1	---	---
INSURANCE AND OTHER PROGRAMS Subtotal.....	624	623	623
TOTAL, CRITICAL FINANCIAL RESERVES.....	1,714	1,471	1,540
CAPITAL			
PROCUREMENT AND CONSTRUCTION PROGRAMS			
Common computing environment	13	---	---
Buildings and facilities	127	188	123
Buildings and facilities	12	5	4
Resource conservation and development	2	---	---
Capital improvement and maintenance	123	107	47
Management of national forest lands for subsistence uses	1	1	1
Range betterment fund	1	1	1
Land acquisition	126	147	158
PROCUREMENT AND CONSTRUCTION PROGRAMS Subtotal.....	405	449	334
OTHER REVOLVING FUNDS			
Working capital fund	25	25	25
Limitation on inspection and weighing services expenses	5	5	5
Farm storage facility loans program account	10	---	---
Commodity Credit Corporation fund	996	1,020	847
Alternative agricultural research and commercialization corporat	1	1	1
Working capital fund	23	---	---
OTHER REVOLVING FUNDS Subtotal.....	1,060	1,051	878
TOTAL, CAPITAL.....	1,465	1,500	1,212
OTHER PROGRAMS			
SUBSIDIZED HOUSING PROGRAMS			
Rental assistance program	6	---	---
Rural housing assistance grants	12	---	---

TABLE 5

FEDERAL FUND UNOBLIGATED BALANCES, BY AGENCY and PROGRAM

(In millions of dollars)

Program	Balances, end of year		
	2001 actual	2002 estimate	2003 estimate
Farm labor program account	5	---	---
Mutual and self-help housing grants	21	---	---
Rural housing insurance fund program account	23	---	---
SUBSIDIZED HOUSING PROGRAMS Subtotal.....	67	---	---
RESEARCH AND DEVELOPMENT PROGRAMS			
Salaries and expenses	3	---	---
Research and education activities	117	74	74
Buildings and facilities	1	---	---
Scientific activities overseas (foreign currency program)	1	1	1
Forest and rangeland research	75	70	55
RESEARCH AND DEVELOPMENT PROGRAMS Subtotal.....	197	145	130
OTHER MISCELLANEOUS PROGRAMS			
Fund for rural America	60	100	140
Office of the Secretary	14	12	12
Office of the Chief Information Officer	-1	---	---
Agriculture buildings and facilities	25	25	25
Hazardous materials management	1	1	1
Office of the Inspector General	1	---	---
National Agricultural Statistics Service	1	---	---
Extension activities	4	4	1
Initiative for future agriculture and food systems	120	120	120
Salaries and expenses	164	109	217
Salaries and expenses	10	3	3
Marketing services	13	13	13
Perishable Agricultural Commodities Act fund	1	1	1
Funds for strengthening markets, income, and supply (section 32)	108	300	300
Salaries and expenses	4	---	---
Agricultural credit insurance fund program account	73	25	---
Commodity Credit Corporation export loans program account	2,405	436	436
Agricultural conservation program	4	4	4
Emergency conservation program	106	44	29
Conservation reserve program	2	---	---
Conservation operations	17	---	---
Emergency watershed protection	86	---	---
Wetlands reserve program	2	---	---
Great plains conservation program	2	---	---
Colorado river basin salinity control program	1	1	1
Wildlife habitat incentives program	2	---	---
Forestry incentives program	2	2	---
Rural clean water program	5	5	5

TABLE 5

FEDERAL FUND UNOBLIGATED BALANCES, BY AGENCY and PROGRAM

(In millions of dollars)

Program	Balances, end of year		
	2001 actual	2002 estimate	2003 estimate
Rural community advancement program	76	30	---
Distance learning and telemedicine program	4	---	---
Rural empowerment zones and enterprise community grants	14	14	---
National Sheep Industry Improvement Center	5	5	5
Rural economic development grants	9	9	8
Public Law 480 title I ocean freight differential grants	15	---	---
Public law 480 title I program account	294	---	---
Public law 480 title II grants	93	49	49
Salaries and expenses	29	29	29
Food donations programs	1	---	---
Food stamp program	187	244	29
Commodity assistance program	15	---	---
Child nutrition programs	384	346	3
State and private forestry	39	90	19
National forest system	264	299	335
Southeast Alaska economic disaster fund	5	---	---
Wildland fire management	96	248	371
Forest Service permanent appropriations	362	326	281
OTHER MISCELLANEOUS PROGRAMS Subtotal.....	5,124	2,894	2,437
TOTAL, OTHER PROGRAMS.....	5,388	3,039	2,567
** AGENCY TOTAL, ALL PROGRAMS **	8,567	6,010	5,319

AGENCY: Department of Commerce

CRITICAL FINANCIAL RESERVES

CREDIT LIQUIDATING PROGRAMS

Federal ship financing fund fishing vessels liquidating account	3	---	---
CREDIT LIQUIDATING PROGRAMS Subtotal.....	3	---	---
TOTAL, CRITICAL FINANCIAL RESERVES.....	3	---	---

CAPITAL

PROCUREMENT AND CONSTRUCTION PROGRAMS

Procurement, acquisition and construction	108	---	---
Construction of research facilities	23	---	---
Information infrastructure grants	2	---	---
PROCUREMENT AND CONSTRUCTION PROGRAMS Subtotal.....	133	---	---

OTHER REVOLVING FUNDS

Working capital fund	4	---	---
----------------------	---	-----	-----

TABLE 5

FEDERAL FUND UNOBLIGATED BALANCES, BY AGENCY and PROGRAM

(In millions of dollars)

Program	Balances, end of year		
	2001 actual	2002 estimate	2003 estimate
Census working capital fund	21	21	21
Economics and statistics administration revolving fund	2	2	2
Coastal zone management fund	4	4	4
Damage assessment and restoration revolving fund	21	---	---
Limited access system administration fund	1	---	---
NTIS revolving fund	9	---	---
Working capital fund	76	35	33
OTHER REVOLVING FUNDS Subtotal.....	138	62	60
TOTAL, CAPITAL.....	271	62	60
OTHER PROGRAMS			
RESEARCH AND DEVELOPMENT PROGRAMS			
Operations, research, and facilities	153	---	---
Promote and develop fishery products and research pertaining to	4	---	---
Scientific and technical research and services	9	---	---
RESEARCH AND DEVELOPMENT PROGRAMS Subtotal.....	166	---	---
OTHER MISCELLANEOUS PROGRAMS			
Salaries and expenses	4	---	---
Emergency oil and gas guaranteed loan program account	7	1	---
Emergency steel guaranteed loan program account	129	96	---
Salaries and expenses	2	---	---
Economic development assistance programs	12	---	---
Periodic censuses and programs	122	---	---
Salaries and expenses	2	---	---
Operations and administration	26	---	---
Operations and administration	7	---	---
Pacific coastal salmon recovery	2	---	---
Coastal impact assistance	150	---	---
Fishermen's contingency fund	2	---	---
Environmental improvement and restoration fund	2	---	---
Salaries and expenses	11	---	---
Industrial technology services	36	34	---
Salaries and expenses	4	---	---
Public telecommunications facilities, planning and construction	1	---	---
OTHER MISCELLANEOUS PROGRAMS Subtotal.....	519	131	---
TOTAL, OTHER PROGRAMS.....	685	131	---
** AGENCY TOTAL, ALL PROGRAMS **	959	193	60

TABLE 5

FEDERAL FUND UNOBLIGATED BALANCES, BY AGENCY and PROGRAM

(In millions of dollars)

Program	Balances, end of year		
	2001 actual	2002 estimate	2003 estimate
AGENCY: <u>Department of Defense--Military</u>			
CRITICAL FINANCIAL RESERVES			
INSURANCE AND OTHER PROGRAMS			
Disaster relief	2	2	2
Former Soviet Union threat reduction account	678	445	425
Reserve mobilization income insurance fund	3	3	3
INSURANCE AND OTHER PROGRAMS Subtotal.....	683	450	430
TOTAL, CRITICAL FINANCIAL RESERVES.....	683	450	430
CAPITAL			
PROCUREMENT AND CONSTRUCTION PROGRAMS			
Procurement, Defense-wide	652	618	818
National guard and reserve equipment	96	363	139
Defense production act purchases	9	23	39
Coastal defense augmentation	1	1	1
Chemical agents and munitions destruction, Army	21	43	67
Procurement, Marine Corps	320	301	326
Aircraft procurement, Navy	1,913	1,584	1,629
Weapons procurement, Navy	278	279	370
Procurement of ammunition, Navy and Marine Corps	80	73	175
Shipbuilding and conversion, Navy	7,406	7,890	7,262
Other procurement, Navy	480	549	609
Aircraft procurement, Army	301	319	375
Missile procurement, Army	206	189	233
Procurement of weapons and tracked combat vehicles, Army	554	459	503
Procurement of ammunition, Army	440	339	329
Other procurement, Army	599	556	702
Aircraft procurement, Air Force	1,400	1,639	2,329
Procurement of ammunition, Air Force	71	111	152
Missile procurement, Air Force	475	656	931
Other procurement, Air Force	1,744	1,780	2,052
Military construction, Defense-wide	555	539	546
Foreign currency fluctuations, construction	150	90	90
North Atlantic Treaty Organization security investment program	120	94	94
Military construction, Navy	266	361	318
Military construction, Naval Reserve	9	18	22
Military construction, Army	833	872	943
Military construction, Army National Guard	222	319	227

TABLE 5

FEDERAL FUND UNOBLIGATED BALANCES, BY AGENCY and PROGRAM

(In millions of dollars)

Program	Balances, end of year		
	2001 actual	2002 estimate	2003 estimate
Military construction, Army Reserve	55	79	61
Military construction, Air Force	165	205	159
Military construction, Air Force Reserve	6	12	8
Military construction, Air National Guard	125	127	54
Family housing construction, Army	68	120	141
Family housing construction, Navy and Marine Corps	187	229	252
Family housing construction, Air Force	189	195	293
Family housing construction, Defense Wide	---	---	1
Army conventional ammunition working capital fund	81	112	70
National defense stockpile transaction fund	1,132	604	603
PROCUREMENT AND CONSTRUCTION PROGRAMS Subtotal.....	21,209	21,748	22,923
OTHER REVOLVING FUNDS			
Homeowners assistance fund	47	39	39
National defense sealift fund	268	268	187
Working capital fund, Army	1,505	1,460	1,114
Working capital fund, Navy	3,103	2,913	2,831
Working capital fund, Air Force	-90	86	18
Working capital fund, Defense Commissary Agency	-170	-109	36
Working capital fund, Defense wide	2,881	3,821	3,916
Buildings maintenance fund	17	12	13
Pentagon reservation maintenance revolving fund	32	89	73
OTHER REVOLVING FUNDS Subtotal.....	7,593	8,579	8,227
TOTAL, CAPITAL.....	28,802	30,327	31,150
OTHER PROGRAMS			
RESEARCH AND DEVELOPMENT PROGRAMS			
Drug interdiction and counter-drug activities	11	---	---
Research, development, test, and evaluation, Defense-wide	1,113	1,689	1,837
Operational test and evaluation	20	16	16
Research, development, test, and evaluation, Navy	781	811	888
Research, development, test, and evaluation, Army	1,025	1,059	1,032
Research, development, test, and evaluation, Air Force	1,511	1,660	1,978
RESEARCH AND DEVELOPMENT PROGRAMS Subtotal.....	4,461	5,235	5,751
OTHER MISCELLANEOUS PROGRAMS			
Operation and maintenance, Defense-wide	64	---	---
Office of the Inspector General	2	---	---
Overseas contingency operations transfer account	129	---	---
Defense health program	1,002	73	41

TABLE 5

FEDERAL FUND UNOBLIGATED BALANCES, BY AGENCY and PROGRAM

(In millions of dollars)

Program	Balances, end of year		
	2001 actual	2002 estimate	2003 estimate
Foreign currency fluctuations	988	988	988
Overseas humanitarian, disaster and civic aid	19	20	21
Emergency response fund	2,857	---	---
Support for international sporting competitions	10	---	---
Quality of life enhancements	45	---	---
OPLAN 34A-35 P.O.W. payments	5	---	---
Defense vessel transfer program account	4	4	4
Operation and maintenance, Marine Corps	3	---	---
Payment to Kaho'olawe Island conveyance, remediation, and enviro	9	9	9
Operation and maintenance, Navy	53	---	---
Operation and maintenance, Army	12	---	---
Operation and maintenance, Army National Guard	1	---	---
Emergency response	16	16	16
Overseas military facility investment recovery	5	4	4
Miscellaneous special funds	59	60	61
Allied contributions and cooperation account	1	1	1
Base realignment and closure account	299	390	382
Family housing improvement fund	109	26	28
OTHER MISCELLANEOUS PROGRAMS Subtotal.....	5,692	1,591	1,555
TOTAL, OTHER PROGRAMS.....	10,153	6,826	7,306
** AGENCY TOTAL, ALL PROGRAMS **	39,638	37,603	38,886
AGENCY: Department of Education			
CRITICAL FINANCIAL RESERVES			
CREDIT LIQUIDATING PROGRAMS			
College housing and academic facilities loans liquidating accoun	2	---	---
Federal family education loan liquidating account	146	---	---
Federal student loan reserve fund	2,463	1,409	1,386
CREDIT LIQUIDATING PROGRAMS Subtotal.....	2,611	1,409	1,386
TOTAL, CRITICAL FINANCIAL RESERVES.....	2,611	1,409	1,386
OTHER PROGRAMS			
FORWARD FUNDED PROGRAMS			
Reading excellence	6	---	---
Education reform	103	---	---
Education for the disadvantaged	163	---	---
School improvement programs	414	---	---

TABLE 5

FEDERAL FUND UNOBLIGATED BALANCES, BY AGENCY and PROGRAM

(In millions of dollars)

Program	Balances, end of year		
	2001 actual	2002 estimate	2003 estimate
Special education	116	---	---
Student financial assistance	1,288	1,945	2,674
Education research, statistics, and assessment	1	---	---
FORWARD FUNDED PROGRAMS Subtotal.....	2,091	1,945	2,674
OTHER MISCELLANEOUS PROGRAMS			
Impact aid	14	35	35
Chicago litigation settlement	1	---	---
Rehabilitation services and disability research	---	10	---
Vocational and adult education	65	64	47
Higher education	14	10	10
Howard University	4	---	---
Federal family education loan program account	3	---	---
Federal direct student loan program account	15	---	-14
OTHER MISCELLANEOUS PROGRAMS Subtotal.....	116	119	78
TOTAL, OTHER PROGRAMS.....	2,207	2,064	2,752
** AGENCY TOTAL, ALL PROGRAMS **	4,818	3,473	4,138
AGENCY: <u>Department of Energy</u>			
CRITICAL FINANCIAL RESERVES			
INSURANCE AND OTHER PROGRAMS			
Alternative fuels production	2	2	2
INSURANCE AND OTHER PROGRAMS Subtotal.....	2	2	2
TOTAL, CRITICAL FINANCIAL RESERVES.....	2	2	2
CAPITAL			
PROCUREMENT AND CONSTRUCTION PROGRAMS			
Strategic petroleum reserve	41	41	41
Clean coal technology	337	331	---
Non-defense environmental management	2	---	---
Isotope production and distribution program fund	5	4	4
Nuclear waste disposal	20	---	---
Northeast home heating oil reserve	4	8	8
Departmental administration	39	4	2
PROCUREMENT AND CONSTRUCTION PROGRAMS Subtotal.....	448	388	55
OTHER REVOLVING FUNDS			
Bonneville Power Administration fund	734	800	800

TABLE 5

FEDERAL FUND UNOBLIGATED BALANCES, BY AGENCY and PROGRAM

(In millions of dollars)

Program	Balances, end of year		
	2001 actual	2002 estimate	2003 estimate
Colorado river basins power marketing fund, Western Area Power A	54	54	54
Working capital fund	10	10	10
OTHER REVOLVING FUNDS Subtotal.....	798	864	864
TOTAL, CAPITAL.....	1,246	1,252	919
OTHER PROGRAMS			
RESEARCH AND DEVELOPMENT PROGRAMS			
Weapons activities	602	649	717
Naval Reactors	1	---	---
Other defense activities	41	---	---
Fossil energy research and development	125	119	436
Energy conservation	24	---	---
Science	9	---	---
Energy supply	73	---	---
RESEARCH AND DEVELOPMENT PROGRAMS Subtotal.....	875	768	1,153
OTHER MISCELLANEOUS PROGRAMS			
Defense nuclear nonproliferation	224	111	46
Defense environmental restoration and waste management	33	---	---
Defense environmental management privatization	34	---	---
Defense facilities closure projects	2	---	---
Federal Energy Regulatory Commission	8	8	8
Energy information administration	3	1	---
Naval petroleum and oil shale reserves	17	12	11
SPR petroleum account	9	6	6
Uranium Facilities Maintenance and Remediation	20	---	---
Payments to States under Federal Power Act	3	3	3
Construction, rehabilitation, operation and maintenance, Western	54	1	---
Emergency fund, Western Area Power Administration	1	1	1
OTHER MISCELLANEOUS PROGRAMS Subtotal.....	408	143	75
TOTAL, OTHER PROGRAMS.....	1,283	911	1,228
** AGENCY TOTAL, ALL PROGRAMS **	2,531	2,165	2,149

AGENCY: Department of Health and Human Services

CRITICAL FINANCIAL RESERVES

CREDIT LIQUIDATING PROGRAMS

Health resources and services	33	31	30
-------------------------------	----	----	----

TABLE 5

FEDERAL FUND UNOBLIGATED BALANCES, BY AGENCY and PROGRAM

(In millions of dollars)

Program	Balances, end of year		
	2001 actual	2002 estimate	2003 estimate
Medical facilities guarantee and loan fund	67	71	75
Health maintenance organization loan and loan guarantee fund	10	10	10
CREDIT LIQUIDATING PROGRAMS Subtotal.....	110	112	115
TOTAL, CRITICAL FINANCIAL RESERVES.....	110	112	115
CAPITAL			
PROCUREMENT AND CONSTRUCTION PROGRAMS			
National Institutes of Health	211	117	121
Substance abuse and mental health services	7	7	7
PROCUREMENT AND CONSTRUCTION PROGRAMS Subtotal.....	218	124	128
OTHER REVOLVING FUNDS			
Revolving fund for certification and other services	4	4	4
HHS service and supply fund	69	69	69
OTHER REVOLVING FUNDS Subtotal.....	73	73	73
TOTAL, CAPITAL.....	291	197	201
OTHER PROGRAMS			
SUBSIDIZED HOUSING PROGRAMS			
Social services block grant	1	1	1
SUBSIDIZED HOUSING PROGRAMS Subtotal.....	1	1	1
RESEARCH AND DEVELOPMENT PROGRAMS			
Health care policy and research	7	7	7
RESEARCH AND DEVELOPMENT PROGRAMS Subtotal.....	7	7	7
OTHER MISCELLANEOUS PROGRAMS			
Salaries and expenses	75	75	75
Vaccine injury compensation	11	3	3
Indian Health Services	185	185	185
Indian health facilities	138	138	139
Disease control, research, and training	47	63	67
Program management	80	80	80
Grants to States for medicaid	110	---	---
State grants and demonstrations	40	---	---
Payments to States for child support enforcement and family supp	89	---	---
Low income home energy assistance	300	300	300
Refugee and entrant assistance	22	12	---

TABLE 5

FEDERAL FUND UNOBLIGATED BALANCES, BY AGENCY and PROGRAM

(In millions of dollars)

Program	Balances, end of year		
	2001 actual	2002 estimate	2003 estimate
Contingency fund	---	---	1,955
Children and families services programs	3	3	3
Temporary assistance for needy families	600	400	---
Children's research and technical assistance	1	---	---
Aging services programs	2	2	1
General departmental management	111	108	108
Health activities funds	7	7	7
Office of the Inspector General	1	1	1
OTHER MISCELLANEOUS PROGRAMS Subtotal.....	1,822	1,377	2,924
TOTAL, OTHER PROGRAMS.....	1,830	1,385	2,932
** AGENCY TOTAL, ALL PROGRAMS **	2,231	1,694	3,248

AGENCY: Department of Housing and Urban Development

CRITICAL FINANCIAL RESERVES

CREDIT LIQUIDATING PROGRAMS

Community development loan guarantees liquidating account	16	---	---
FHA-mutual mortgage and cooperative housing insurance funds liqu	17,749	23,784	28,422
FHA-general and special risk insurance funds liquidating account	1,986	---	---
Housing for the elderly or handicapped fund liquidating account	26	---	---
Guarantees of mortgage-backed securities liquidating account	6,589	6,961	7,339
CREDIT LIQUIDATING PROGRAMS Subtotal.....	26,366	30,745	35,761

INSURANCE AND OTHER PROGRAMS

Low-rent public housing--loans and other expenses	20	20	23
INSURANCE AND OTHER PROGRAMS Subtotal.....	20	20	23
TOTAL, CRITICAL FINANCIAL RESERVES.....	26,386	30,765	35,784

CAPITAL

PROCUREMENT AND CONSTRUCTION PROGRAMS

Public housing capital fund	696	696	696
Brownfields redevelopment	1	---	---
Revolving fund (liquidating programs)	31	13	14
Housing for special populations	2,896	2,896	2,896
PROCUREMENT AND CONSTRUCTION PROGRAMS Subtotal.....	3,624	3,605	3,606

OTHER REVOLVING FUNDS

Rental housing assistance fund	10	21	32
--------------------------------	----	----	----

TABLE 5

FEDERAL FUND UNOBLIGATED BALANCES, BY AGENCY and PROGRAM

(In millions of dollars)

Program	Balances, end of year		
	2001 actual	2002 estimate	2003 estimate
Homeownership assistance fund	84	84	84
Flexible subsidy fund	282	300	320
Lead hazard reduction	86	---	---
Working capital fund	24	24	24
OTHER REVOLVING FUNDS Subtotal.....	486	429	460
TOTAL, CAPITAL.....	4,110	4,034	4,066
OTHER PROGRAMS			
SUBSIDIZED HOUSING PROGRAMS			
Drug elimination grants for low-income housing	171	---	---
Revitalization of severely distressed public housing (HOPE VI)	581	1	1
Native American housing block grant	187	187	187
Housing certificate fund	1,676	---	---
Community development block grants	1,026	---	---
Homeless assistance grants	1,408	---	---
Home investment partnership program	284	284	284
Shelter Plus Care Renewals	76	---	---
Housing opportunities for persons with AIDS	88	88	88
Rural housing and economic development	26	---	---
Homeownership and opportunity for people everywhere grants (HOPE)	1	---	---
Other assisted housing programs	1,044	1,044	1,044
Nehemiah housing opportunity fund	3	3	3
SUBSIDIZED HOUSING PROGRAMS Subtotal.....	6,571	1,607	1,607
RESEARCH AND DEVELOPMENT PROGRAMS			
Research and technology	3	---	---
RESEARCH AND DEVELOPMENT PROGRAMS Subtotal.....	3	---	---
OTHER MISCELLANEOUS PROGRAMS			
Public housing operating fund	141	---	---
Indian housing loan guarantee fund program account	22	22	23
FHA-general and special risk program account	75	45	45
Manufactured home inspection and monitoring	1	---	---
Fair housing activities	31	31	31
Consolidated fee fund	16	8	---
OTHER MISCELLANEOUS PROGRAMS Subtotal.....	286	106	99
TOTAL, OTHER PROGRAMS.....	6,860	1,713	1,706
** AGENCY TOTAL, ALL PROGRAMS **	37,356	36,512	41,556

TABLE 5

FEDERAL FUND UNOBLIGATED BALANCES, BY AGENCY and PROGRAM

(In millions of dollars)

Program	Balances, end of year		
	2001 actual	2002 estimate	2003 estimate
AGENCY: <u>Department of the Interior</u>			
CRITICAL FINANCIAL RESERVES			
CREDIT LIQUIDATING PROGRAMS			
Revolving fund for loans liquidating account	4	---	---
Indian loan guaranty and insurance fund liquidating account	2	---	---
CREDIT LIQUIDATING PROGRAMS Subtotal.....	6	---	---
TOTAL, CRITICAL FINANCIAL RESERVES.....	6	---	---
CAPITAL			
PROCUREMENT AND CONSTRUCTION PROGRAMS			
Construction	23	22	21
Land acquisition	46	39	30
Range improvements	5	5	3
Abandoned mine reclamation fund	49	43	40
Construction	138	116	74
Land acquisition	78	70	53
Migratory bird conservation account	9	5	4
North American wetlands conservation fund	6	5	5
Urban park and recreation fund	30	13	---
Construction and major maintenance	439	484	474
Land acquisition and State assistance	228	246	235
Construction	81	45	40
Everglades restoration account	4	1	---
Trust Territory of the Pacific Islands	1	---	---
Compact of free association	19	12	12
Natural resource damage assessment fund	161	191	205
PROCUREMENT AND CONSTRUCTION PROGRAMS Subtotal.....	1,317	1,297	1,196
OTHER REVOLVING FUNDS			
Helium fund	42	53	62
Working capital fund	24	28	28
Working capital fund	71	69	65
Special foreign currency program	1	1	1
Working capital fund	39	12	12
OTHER REVOLVING FUNDS Subtotal.....	177	163	168
TOTAL, CAPITAL.....	1,494	1,460	1,364

TABLE 5

FEDERAL FUND UNOBLIGATED BALANCES, BY AGENCY and PROGRAM

(In millions of dollars)

Program	Balances, end of year		
	2001 actual	2002 estimate	2003 estimate
OTHER PROGRAMS			
FORWARD FUNDED PROGRAMS			
Operation of Indian programs	413	242	229
FORWARD FUNDED PROGRAMS Subtotal.....	413	242	229
RESEARCH AND DEVELOPMENT PROGRAMS			
Surveys, investigations, and research	37	21	21
Mines and minerals	1	---	---
RESEARCH AND DEVELOPMENT PROGRAMS Subtotal.....	38	21	21
OTHER MISCELLANEOUS PROGRAMS			
Management of lands and resources	51	40	40
Oregon and California grant lands	5	5	4
Central hazardous materials fund	11	10	9
Wildland fire management	119	115	70
Service charges, deposits, and forfeitures	11	11	12
Miscellaneous permanent payment accounts	2	3	2
Permanent operating funds	81	87	94
Royalty and offshore minerals management	11	10	9
Regulation and technology	1	---	---
Water and related resources	67	---	---
Bureau of Reclamation loan program account	1	---	---
California Bay-Delta restoration	45	---	---
Lower Colorado River Basin development fund	73	5	5
Upper Colorado River Basin fund	13	10	10
Working capital fund	27	16	16
Policy and administration	2	---	---
Central Valley project restoration fund	1	---	---
San Gabriel Basin restoration fund	23	---	---
Colorado River dam fund, Boulder Canyon project	10	1	1
Central Utah Project completion account	1	1	1
Utah reclamation mitigation and conservation account	5	4	1
Resource management	47	29	13
Multinational species conservation fund	2	1	1
State and tribal wildlife grants	50	37	31
Federal aid in wildlife restoration	323	262	244
National wildlife refuge fund	3	3	2
Cooperative endangered species conservation fund	62	37	7
Recreational fee demonstration program	4	4	4
Stewardship grants	---	2	2
Landowner incentive program	---	5	4

TABLE 5

FEDERAL FUND UNOBLIGATED BALANCES, BY AGENCY and PROGRAM

(In millions of dollars)

Program	Balances, end of year		
	2001 actual	2002 estimate	2003 estimate
Miscellaneous permanent appropriations	4	3	3
Operation of the national park system	15	31	32
National recreation and preservation	1	---	---
United States park police	2	2	2
Historic preservation fund	26	20	12
Other permanent appropriations	108	104	98
Recreation fee permanent appropriations	265	271	271
Indian land and water claim settlements and miscellaneous paymen	8	8	8
Operation and maintenance of quarters	3	3	3
Miscellaneous permanent appropriations	58	58	58
Salaries and expenses	1	---	---
Interior Franchise Fund	138	133	113
Assistance to territories	16	16	16
Office of the Special Trustee for American Indians	49	11	---
Indian land consolidation	8	7	---
Salaries and expenses	2	2	---
National Indian Gaming Commission, Gaming activity fees	3	2	1
OTHER MISCELLANEOUS PROGRAMS Subtotal.....	1,758	1,369	1,199
TOTAL, OTHER PROGRAMS.....	2,209	1,632	1,449
** AGENCY TOTAL, ALL PROGRAMS **	3,709	3,092	2,813

AGENCY: Department of Justice

CAPITAL

PROCUREMENT AND CONSTRUCTION PROGRAMS

Salaries and expenses	46	---	---
Construction	22	1	---
Construction	2	---	---
Buildings and facilities	462	437	393
PROCUREMENT AND CONSTRUCTION PROGRAMS Subtotal.....	532	438	393

OTHER REVOLVING FUNDS

Working capital fund	218	101	---
Federal Prison Industries, Incorporated	6	19	36
OTHER REVOLVING FUNDS Subtotal.....	224	120	36
TOTAL, CAPITAL.....	756	558	429

OTHER PROGRAMS

TABLE 5

FEDERAL FUND UNOBLIGATED BALANCES, BY AGENCY and PROGRAM

(In millions of dollars)

Program	Balances, end of year		
	2001 actual	2002 estimate	2003 estimate
OTHER MISCELLANEOUS PROGRAMS			
Salaries and expenses	16	---	---
Counterterrorism fund	31	31	31
Narrowband communications	91	15	---
Telecommunications carrier compliance fund	103	---	---
Administrative review and appeals	6	---	---
Salaries and expenses, General Legal Activities	19	---	---
Fees and expenses of witnesses	3	---	---
Salaries and expenses, Antitrust Division	4	---	---
Salaries and expenses, United States Attorneys	16	16	16
Salaries and expenses, United States Marshals Service	1	---	---
Federal prisoner detention	3	---	---
Justice prisoner and alien transportation system, U.S. Marshals	14	13	15
Assets forfeiture fund	354	211	206
United States trustee system fund	1	1	1
Interagency crime and drug enforcement	6	7	8
Salaries and expenses	30	30	30
Diversion control fee account	4	---	---
Immigration enforcement	64	98	99
Immigration services	79	79	---
Support and administration	10	8	8
Salaries and expenses	8	---	---
Weed and seed program fund	1	---	---
Justice assistance	414	---	---
Public safety officers' benefits	3	1	---
State and local law enforcement assistance	201	---	---
Juvenile justice programs	83	---	---
Community oriented policing services	64	---	---
Crime victims fund	35	---	---
Violent crime reduction trust fund	7	---	---
OTHER MISCELLANEOUS PROGRAMS Subtotal.....	1,671	510	414
TOTAL, OTHER PROGRAMS.....	1,671	510	414
** AGENCY TOTAL, ALL PROGRAMS **	2,427	1,068	843

AGENCY: Department of Labor

CRITICAL FINANCIAL RESERVES

INSURANCE AND OTHER PROGRAMS

Pension benefit guaranty corporation fund	11,514	12,829	14,196
---	--------	--------	--------

TABLE 5

FEDERAL FUND UNOBLIGATED BALANCES, BY AGENCY and PROGRAM

(In millions of dollars)

Program	Balances, end of year		
	2001 actual	2002 estimate	2003 estimate
INSURANCE AND OTHER PROGRAMS Subtotal.....	11,514	12,829	14,196
TOTAL, CRITICAL FINANCIAL RESERVES.....	11,514	12,829	14,196
CAPITAL			
OTHER REVOLVING FUNDS			
Working capital fund	5	5	5
OTHER REVOLVING FUNDS Subtotal.....	5	5	5
TOTAL, CAPITAL.....	5	5	5
OTHER PROGRAMS			
FORWARD FUNDED PROGRAMS			
State unemployment insurance and employment service operations	100	82	149
FORWARD FUNDED PROGRAMS Subtotal.....	100	82	149
OTHER MISCELLANEOUS PROGRAMS			
Training and employment services	1,011	981	402
Payments to the Unemployment trust fund	5	5	5
Salaries and expenses	8	---	---
Special benefits	991	992	950
Energy employees occupational illness compensation fund	358	---	---
Administrative expenses, Energy employees occupational illness c	34	34	20
Panama Canal Commission compensation fund	77	78	77
Salaries and expenses	1	---	---
Salaries and expenses	8	8	8
Salaries and expenses	30	30	---
OTHER MISCELLANEOUS PROGRAMS Subtotal.....	2,523	2,128	1,462
TOTAL, OTHER PROGRAMS.....	2,623	2,210	1,611
** AGENCY TOTAL, ALL PROGRAMS **	14,142	15,044	15,812

AGENCY: Department of State

CRITICAL FINANCIAL RESERVES

INSURANCE AND OTHER PROGRAMS			
Fishermen's guaranty fund	3	3	3
INSURANCE AND OTHER PROGRAMS Subtotal.....	3	3	3
TOTAL, CRITICAL FINANCIAL RESERVES.....	3	3	3

TABLE 5

FEDERAL FUND UNOBLIGATED BALANCES, BY AGENCY and PROGRAM

(In millions of dollars)

Program	Balances, end of year		
	2001 actual	2002 estimate	2003 estimate
CAPITAL			
PROCUREMENT AND CONSTRUCTION PROGRAMS			
Embassy security, construction, and maintenance	881	888	938
Security and maintenance of United States missions (special fore	1	1	---
Construction, IBWC	7	7	6
PROCUREMENT AND CONSTRUCTION PROGRAMS Subtotal.....	889	896	944
OTHER REVOLVING FUNDS			
Working capital fund	78	78	78
OTHER REVOLVING FUNDS Subtotal.....	78	78	78
TOTAL, CAPITAL.....	967	974	1,022
OTHER PROGRAMS			
OTHER MISCELLANEOUS PROGRAMS			
Diplomatic and consular programs	383	321	250
Capital investment fund	52	42	42
Educational and cultural exchange programs	40	29	29
Emergencies in the diplomatic and consular service	44	29	3
Buying power maintenance	16	16	16
Repatriation loans program account	1	---	---
Contributions for international peacekeeping activities	127	---	---
International conferences and contingencies	4	4	4
Arrearage payments	826	---	---
United States emergency refugee and migration assistance fund	95	55	15
International narcotics control and law enforcement	97	108	118
Migration and refugee assistance	7	---	---
Andean counterdrug initiative	18	---	---
Fishermen's protective fund	1	1	1
International Center, Washington, D.C.	---	1	2
International litigation fund	5	5	5
OTHER MISCELLANEOUS PROGRAMS Subtotal.....	1,716	611	485
TOTAL, OTHER PROGRAMS.....	1,716	611	485
** AGENCY TOTAL, ALL PROGRAMS **	2,686	1,588	1,510

AGENCY: Department of Transportation

TABLE 5

FEDERAL FUND UNOBLIGATED BALANCES, BY AGENCY and PROGRAM

(In millions of dollars)

Program	Balances, end of year		
	2001 actual	2002 estimate	2003 estimate
CRITICAL FINANCIAL RESERVES			
CREDIT LIQUIDATING PROGRAMS			
Railroad rehabilitation and improvement liquidating account	8	---	---
Federal ship financing fund liquidating account	1	---	---
CREDIT LIQUIDATING PROGRAMS Subtotal.....	9	---	---
INSURANCE AND OTHER PROGRAMS			
Aviation insurance revolving fund	88	93	94
War risk insurance revolving fund	34	35	36
INSURANCE AND OTHER PROGRAMS Subtotal.....	122	128	130
TOTAL, CRITICAL FINANCIAL RESERVES.....	131	128	130
CAPITAL			
PROCUREMENT AND CONSTRUCTION PROGRAMS			
Acquisition, construction, and improvements	478	439	481
Alteration of bridges	26	26	---
Appalachian development highway system	7	---	---
Miscellaneous appropriations	192	148	104
Northeast corridor improvement program	3	---	---
Local rail freight assistance	1	---	---
Pennsylvania station redevelopment project	20	---	---
West Virginia rail development	12	---	---
Interstate transfer grants-transit	6	---	---
Washington Metropolitan Area Transit Authority	1	---	---
Formula grants	1,327	1,287	1,301
Capital investment grants	1,213	1,239	965
Ship construction	4	2	4
Maritime guaranteed loan (title XI) program account	7	---	---
PROCUREMENT AND CONSTRUCTION PROGRAMS Subtotal.....	3,297	3,141	2,855
OTHER REVOLVING FUNDS			
Coast Guard supply fund	2	---	---
Coast Guard yard fund	41	---	---
Job access and reverse commute grants	91	96	96
Vessel operations revolving fund	68	---	---
OTHER REVOLVING FUNDS Subtotal.....	202	96	96
TOTAL, CAPITAL.....	3,499	3,237	2,951

TABLE 5

FEDERAL FUND UNOBLIGATED BALANCES, BY AGENCY and PROGRAM

(In millions of dollars)

Program	Balances, end of year		
	2001 actual	2002 estimate	2003 estimate
OTHER PROGRAMS			
RESEARCH AND DEVELOPMENT PROGRAMS			
Compensation for air carriers	2,672	---	---
Research, development, test, and evaluation	1	---	---
Operations and research	26	---	---
Next generation high-speed rail	6	---	---
Railroad research and development	6	---	---
Transit planning and research	25	16	14
Research and special programs	1	---	---
Working capital fund, Volpe National Transportation Systems Cent	158	158	158
RESEARCH AND DEVELOPMENT PROGRAMS Subtotal.....	2,895	174	172
OTHER MISCELLANEOUS PROGRAMS			
Salaries and expenses	1	---	---
Minority business outreach	1	---	---
Transportation planning, research, and development	1	---	---
Transportation Administrative Service Center	18	18	18
Environmental compliance and restoration	1	---	---
Operations	128	---	---
Administrative services franchise fund	26	3	---
Aviation user fees	30	---	---
State infrastructure banks	5	---	---
Safety and operations	5	---	---
Capital grants to National Railroad Passenger Corporation	312	---	---
Miscellaneous expired accounts	1	1	---
Saint Lawrence Seaway Development Corporation	14	14	14
Pipeline safety	7	---	---
Emergency preparedness grants	20	20	20
Salaries and expenses	1	1	1
Operating-differential subsidies	125	125	125
Ready reserve force	10	6	2
Maritime security program	1	---	---
Operations and training	4	4	4
Ocean freight differential	113	---	---
OTHER MISCELLANEOUS PROGRAMS Subtotal.....	824	192	184
TOTAL, OTHER PROGRAMS.....	3,719	366	356
** AGENCY TOTAL, ALL PROGRAMS **	7,349	3,731	3,437

AGENCY: Department of the Treasury

TABLE 5

FEDERAL FUND UNOBLIGATED BALANCES, BY AGENCY and PROGRAM

(In millions of dollars)

Program	Balances, end of year		
	2001 actual	2002 estimate	2003 estimate
CRITICAL FINANCIAL RESERVES			
INTERNATIONAL MONETARY PROGRAMS			
Exchange stabilization fund	23,635	24,685	25,870
INTERNATIONAL MONETARY PROGRAMS Subtotal.....	23,635	24,685	25,870
INSURANCE AND OTHER PROGRAMS			
Federal Reserve Bank reimbursement fund	29	30	30
Check forgery insurance fund	11	11	11
INSURANCE AND OTHER PROGRAMS Subtotal.....	40	41	41
TOTAL, CRITICAL FINANCIAL RESERVES.....	23,675	24,726	25,911
CAPITAL			
PROCUREMENT AND CONSTRUCTION PROGRAMS			
Treasury building and annex repair and restoration	5	---	---
Acquisition, construction, improvements, and related expenses	41	12	7
Customs facilities, construction, improvements and related expen	6	---	---
Automation modernization	97	---	---
Bureau of Engraving and Printing fund	154	54	4
Information systems	36	---	---
Acquisition, construction, improvements, and related expenses	5	---	---
PROCUREMENT AND CONSTRUCTION PROGRAMS Subtotal.....	344	66	11
OTHER REVOLVING FUNDS			
Working capital fund	30	30	30
Federal Financing Bank	1	1	1
United States Mint public enterprise fund	67	67	67
Federal tax lien revolving fund	6	4	4
Office of Thrift Supervision	77	77	77
OTHER REVOLVING FUNDS Subtotal.....	181	179	179
TOTAL, CAPITAL.....	525	245	190
OTHER PROGRAMS			
FORWARD FUNDED PROGRAMS			
Business systems modernization	78	40	---
FORWARD FUNDED PROGRAMS Subtotal.....	78	40	---
RESEARCH AND DEVELOPMENT PROGRAMS			
Biomass energy development	11	15	19

TABLE 5

FEDERAL FUND UNOBLIGATED BALANCES, BY AGENCY and PROGRAM

(In millions of dollars)

Program	Balances, end of year		
	2001 actual	2002 estimate	2003 estimate
RESEARCH AND DEVELOPMENT PROGRAMS Subtotal.....	11	15	19
OTHER MISCELLANEOUS PROGRAMS			
Salaries and expenses	4	5	5
Salaries and expenses	71	2	2
Department-wide systems and capital investments programs	10	25	25
Counterterrorism fund	38	11	11
Expanded access to financial services	10	---	---
Community development financial institutions fund program accoun	4	4	---
Treasury franchise fund	104	83	80
Presidential election campaign fund	72	130	159
Treasury forfeiture fund	90	71	52
Violent crime reduction program	46	---	---
Salaries and expenses	6	10	10
Salaries and expenses	41	12	12
Payment of anti-terrorism judgments	169	---	---
Salaries and expenses	4	---	---
Salaries and expenses	843	451	56
Operation, maintenance and procurement, air and marine interdict	75	---	9
Refunds, transfers, and expenses of operation, Puerto Rico	1	4	8
Continued dumping and subsidy offset	247	447	447
Customs services at small airports	3	3	3
Administering the public debt	6	4	2
Processing, assistance, and management	33	---	---
Tax law enforcement	2	---	---
Contribution for annuity benefits	86	---	---
Salaries and expenses	11	---	---
OTHER MISCELLANEOUS PROGRAMS Subtotal.....	1,976	1,262	881
TOTAL, OTHER PROGRAMS.....	2,065	1,317	900
** AGENCY TOTAL, ALL PROGRAMS **	26,265	26,288	27,001

AGENCY: Department of Veterans Affairs

CRITICAL FINANCIAL RESERVES

CREDIT LIQUIDATING PROGRAMS

Veterans housing benefit program fund liquidating account

115

CREDIT LIQUIDATING PROGRAMS Subtotal.....

115

INSURANCE AND OTHER PROGRAMS

Veterans insurance and indemnities

1

1

1

TABLE 5

FEDERAL FUND UNOBLIGATED BALANCES, BY AGENCY and PROGRAM

(In millions of dollars)

Program	Balances, end of year		
	2001 actual	2002 estimate	2003 estimate
INSURANCE AND OTHER PROGRAMS Subtotal.....	1	1	1
TOTAL, CRITICAL FINANCIAL RESERVES.....	116	1	1
CAPITAL			
PROCUREMENT AND CONSTRUCTION PROGRAMS			
Medical care	1,083	771	448
Medical facilities revolving fund	4	3	3
Construction, major projects	395	401	305
Construction, minor projects	72	32	27
Pershing Hall revolving fund	1	1	1
Parking revolving fund	17	9	4
Supply fund	151	151	151
PROCUREMENT AND CONSTRUCTION PROGRAMS Subtotal.....	1,723	1,368	939
OTHER REVOLVING FUNDS			
Canteen service revolving fund	16	18	21
Special therapeutic and rehabilitation activities fund	16	17	18
Miscellaneous veterans housing loans program account	51	51	42
Franchise fund	38	44	51
OTHER REVOLVING FUNDS Subtotal.....	121	130	132
TOTAL, CAPITAL.....	1,844	1,498	1,071
OTHER PROGRAMS			
RESEARCH AND DEVELOPMENT PROGRAMS			
Medical and prosthetic research	36	9	9
Medical center research organizations	16	17	17
RESEARCH AND DEVELOPMENT PROGRAMS Subtotal.....	52	26	26
OTHER MISCELLANEOUS PROGRAMS			
Compensation and pensions	130	26	---
Readjustment benefits	383	293	---
Grants for construction of State extended care facilities	142	---	---
Grants for the construction of State veterans cemeteries	17	---	---
General operating expenses	14	---	---
OTHER MISCELLANEOUS PROGRAMS Subtotal.....	686	319	---
TOTAL, OTHER PROGRAMS.....	738	345	26
** AGENCY TOTAL, ALL PROGRAMS **	2,698	1,844	1,098

TABLE 5

FEDERAL FUND UNOBLIGATED BALANCES, BY AGENCY and PROGRAM

(In millions of dollars)

Program	Balances, end of year		
	2001 actual	2002 estimate	2003 estimate
<u>AGENCY: Corps of Engineers-Civil Works</u>			
CAPITAL			
PROCUREMENT AND CONSTRUCTION PROGRAMS			
Flood control, Mississippi River and tributaries	3	69	71
Construction, general	865	1,025	878
Washington aqueduct	5	1	---
Formerly utilized sites remedial action program	3	3	3
PROCUREMENT AND CONSTRUCTION PROGRAMS Subtotal.....	876	1,098	952
OTHER REVOLVING FUNDS			
Revolving fund	432	419	505
OTHER REVOLVING FUNDS Subtotal.....	432	419	505
TOTAL, CAPITAL.....	1,308	1,517	1,457
OTHER PROGRAMS			
OTHER MISCELLANEOUS PROGRAMS			
General investigations	52	46	7
Operation and maintenance, general	77	20	5
General expenses	6	6	8
Flood control and coastal emergencies	179	117	100
Regulatory program	13	6	3
OTHER MISCELLANEOUS PROGRAMS Subtotal.....	327	195	123
TOTAL, OTHER PROGRAMS.....	327	195	123
** AGENCY TOTAL, ALL PROGRAMS **	1,635	1,712	1,580
<u>AGENCY: Other Defense Civil Programs</u>			
CRITICAL FINANCIAL RESERVES			
INTERNATIONAL MONETARY PROGRAMS			
Foreign currency fluctuations	10	9	8
INTERNATIONAL MONETARY PROGRAMS Subtotal.....	10	9	8
TOTAL, CRITICAL FINANCIAL RESERVES.....	10	9	8

TABLE 5

FEDERAL FUND UNOBLIGATED BALANCES, BY AGENCY and PROGRAM

(In millions of dollars)

Program	Balances, end of year		
	2001 actual	2002 estimate	2003 estimate
OTHER PROGRAMS			
OTHER MISCELLANEOUS PROGRAMS			
Salaries and expenses	1	---	---
Wildlife conservation	5	6	6
OTHER MISCELLANEOUS PROGRAMS Subtotal.....	6	6	6
TOTAL, OTHER PROGRAMS.....	6	6	6
** AGENCY TOTAL, ALL PROGRAMS **	16	15	14
AGENCY: <u>Environmental Protection Agency</u>			
CAPITAL			
PROCUREMENT AND CONSTRUCTION PROGRAMS			
Buildings and facilities	6	---	---
PROCUREMENT AND CONSTRUCTION PROGRAMS Subtotal.....	6	---	---
OTHER REVOLVING FUNDS			
Reregistration and expedited processing revolving fund	2	---	44
Working capital fund	23	---	---
OTHER REVOLVING FUNDS Subtotal.....	25	---	44
TOTAL, CAPITAL.....	31	---	44
OTHER PROGRAMS			
RESEARCH AND DEVELOPMENT PROGRAMS			
Science and technology	175	---	---
RESEARCH AND DEVELOPMENT PROGRAMS Subtotal.....	175	---	---
OTHER MISCELLANEOUS PROGRAMS			
State and tribal assistance grants	1,299	---	---
Environmental programs and management	197	---	---
Office of the Inspector General	13	---	---
OTHER MISCELLANEOUS PROGRAMS Subtotal.....	1,509	---	---
TOTAL, OTHER PROGRAMS.....	1,684	---	---
** AGENCY TOTAL, ALL PROGRAMS **	1,715	---	44
AGENCY: <u>Executive Office of the President</u>			

TABLE 5

FEDERAL FUND UNOBLIGATED BALANCES, BY AGENCY and PROGRAM

(In millions of dollars)

Program	Balances, end of year		
	2001 actual	2002 estimate	2003 estimate
OTHER PROGRAMS			
OTHER MISCELLANEOUS PROGRAMS			
Unanticipated needs for natural disasters	12	12	12
Emergency response fund	13,037	---	---
Unanticipated needs	3	55	56
Executive Office of the President	27	108	103
OTHER MISCELLANEOUS PROGRAMS Subtotal.....	13,079	175	171
TOTAL, OTHER PROGRAMS.....	13,079	175	171
** AGENCY TOTAL, ALL PROGRAMS **	13,079	175	171
AGENCY: <u>Federal Emergency Management Agency</u>			
CRITICAL FINANCIAL RESERVES			
INSURANCE AND OTHER PROGRAMS			
Disaster relief	2,429	697	---
INSURANCE AND OTHER PROGRAMS Subtotal.....	2,429	697	---
TOTAL, CRITICAL FINANCIAL RESERVES.....	2,429	697	---
CAPITAL			
PROCUREMENT AND CONSTRUCTION PROGRAMS			
National flood mitigation fund	10	---	---
PROCUREMENT AND CONSTRUCTION PROGRAMS Subtotal.....	10	---	---
OTHER REVOLVING FUNDS			
Working capital fund	9	---	---
OTHER REVOLVING FUNDS Subtotal.....	9	---	---
TOTAL, CAPITAL.....	19	---	---
OTHER PROGRAMS			
OTHER MISCELLANEOUS PROGRAMS			
Salaries and expenses	---	23	11
Emergency management planning and assistance	10	165	500
Disaster assistance direct loan program account	7	7	7

TABLE 5

FEDERAL FUND UNOBLIGATED BALANCES, BY AGENCY and PROGRAM

(In millions of dollars)

Program	Balances, end of year		
	2001 actual	2002 estimate	2003 estimate
Office of Cerro Grande Fire Claims	232	87	---
Radiological emergency preparedness fund	1	---	1
OTHER MISCELLANEOUS PROGRAMS Subtotal.....	250	282	519
TOTAL, OTHER PROGRAMS.....	250	282	519
** AGENCY TOTAL, ALL PROGRAMS **	2,698	979	519
<hr/>			
AGENCY: <u>General Services Administration</u>			
CAPITAL			
PROCUREMENT AND CONSTRUCTION PROGRAMS			
Federal buildings fund	2,849	1,945	1,625
General supply fund	536	439	412
PROCUREMENT AND CONSTRUCTION PROGRAMS Subtotal.....	3,385	2,384	2,037
OTHER REVOLVING FUNDS			
Information technology fund	1,619	1,635	1,660
Working capital fund	39	34	29
Federal Consumer Information Center fund	1	1	1
OTHER REVOLVING FUNDS Subtotal.....	1,659	1,670	1,690
TOTAL, CAPITAL.....	5,044	4,054	3,727
OTHER PROGRAMS			
OTHER MISCELLANEOUS PROGRAMS			
Real property relocation	10	4	2
Operating expenses	3	---	---
OTHER MISCELLANEOUS PROGRAMS Subtotal.....	13	4	2
TOTAL, OTHER PROGRAMS.....	13	4	2
** AGENCY TOTAL, ALL PROGRAMS **	5,057	4,058	3,729
<hr/>			
AGENCY: <u>International Assistance Programs</u>			
CRITICAL FINANCIAL RESERVES			
CREDIT LIQUIDATING PROGRAMS			
Economic assistance loans liquidating account	97	---	---
Housing and other credit guaranty programs liquidating account	83	---	---

TABLE 5

FEDERAL FUND UNOBLIGATED BALANCES, BY AGENCY and PROGRAM

(In millions of dollars)

Program	Balances, end of year		
	2001 actual	2002 estimate	2003 estimate
Private sector revolving fund liquidating account	2	---	---
CREDIT LIQUIDATING PROGRAMS Subtotal.....	182	---	---
INTERNATIONAL MONETARY PROGRAMS			
Economic support fund	891	---	---
United States quota, International Monetary Fund	17,859	17,859	17,859
Loans to International Monetary Fund	8,652	8,652	8,652
Central American reconciliation assistance	1	1	1
INTERNATIONAL MONETARY PROGRAMS Subtotal.....	27,403	26,512	26,512
INSURANCE AND OTHER PROGRAMS			
Contribution to the Inter-American Development Bank	3,956	3,957	3,957
Contribution to the Asian Development Bank	748	748	748
Contribution to the International Bank for Reconstruction and De	7,663	7,663	7,663
Overseas Private Investment Corporation noncredit account	123	120	111
INSURANCE AND OTHER PROGRAMS Subtotal.....	12,490	12,488	12,479
TOTAL, CRITICAL FINANCIAL RESERVES.....	40,075	39,000	38,991
OTHER PROGRAMS			
OTHER MISCELLANEOUS PROGRAMS			
Nonproliferation and disarmament fund	4	---	---
Nonproliferation, antiterrorism, demining, and related programs	16	16	16
International military education and training	3	---	---
Debt restructuring	359	173	---
Contribution for the EBRD small and medium enterprise support fu	10	---	---
International affairs technical assistance program	26	29	17
Microenterprise and small enterprise development program account	1	---	---
Operating expenses of the Agency for International Development	31	13	10
Operating expenses, Office of Inspector General	3	3	---
Assistance for Eastern Europe and the Baltic States	156	---	---
Development fund for Africa	16	---	---
Sustainable development assistance program	143	---	---
Transition Initiatives	5	---	---
International disaster assistance	14	---	---
Sub-Saharan Africa disaster assistance	1	---	---
Assistance for the independent states of the former Soviet Union	251	---	91
Child survival and disease programs	50	---	---
Development credit authority program account	4	5	2
Property management fund	3	3	3
Overseas Private Investment Corporation program account	40	21	21

TABLE 5

FEDERAL FUND UNOBLIGATED BALANCES, BY AGENCY and PROGRAM

(In millions of dollars)

Program	Balances, end of year		
	2001 actual	2002 estimate	2003 estimate
Trade and Development Agency	27	18	3
Peace Corps	11	---	---
Inter-American Foundation	7	---	---
African Development Foundation	4	4	4
Special defense acquisition fund	28	22	12
Demobilization and transition fund	1	1	1
OTHER MISCELLANEOUS PROGRAMS Subtotal.....	1,214	308	180
TOTAL, OTHER PROGRAMS.....	1,214	308	180
** AGENCY TOTAL, ALL PROGRAMS **	41,289	39,308	39,171

AGENCY: National Aeronautics and Space Administration

CAPITAL

PROCUREMENT AND CONSTRUCTION PROGRAMS

Construction of facilities

5 7 7

PROCUREMENT AND CONSTRUCTION PROGRAMS Subtotal.....

5 7 7

TOTAL, CAPITAL.....

5 7 7

OTHER PROGRAMS

RESEARCH AND DEVELOPMENT PROGRAMS

Science, Aeronautics and Technology

448 385 414

Mission support

146 42 ---

RESEARCH AND DEVELOPMENT PROGRAMS Subtotal.....

594 427 414

OTHER MISCELLANEOUS PROGRAMS

Human space flight

171 310 278

OTHER MISCELLANEOUS PROGRAMS Subtotal.....

171 310 278

TOTAL, OTHER PROGRAMS.....

765 737 692

** AGENCY TOTAL, ALL PROGRAMS **

770 744 699

AGENCY: National Science Foundation

OTHER PROGRAMS

RESEARCH AND DEVELOPMENT PROGRAMS

Research and related activities

2 --- ---

TABLE 5

FEDERAL FUND UNOBLIGATED BALANCES, BY AGENCY and PROGRAM

(In millions of dollars)

Program	Balances, end of year		
	2001 actual	2002 estimate	2003 estimate
Major research equipment	73	71	71
RESEARCH AND DEVELOPMENT PROGRAMS Subtotal.....	75	71	71
OTHER MISCELLANEOUS PROGRAMS			
Education and human resources	60	60	60
OTHER MISCELLANEOUS PROGRAMS Subtotal.....	60	60	60
TOTAL, OTHER PROGRAMS.....	135	131	131
** AGENCY TOTAL, ALL PROGRAMS **	135	131	131
<hr/>			
AGENCY: <u>Office of Personnel Management</u>			
CRITICAL FINANCIAL RESERVES			
INSURANCE AND OTHER PROGRAMS			
Employees health benefits fund	---	---	4,936
INSURANCE AND OTHER PROGRAMS Subtotal.....	---	---	4,936
TOTAL, CRITICAL FINANCIAL RESERVES.....	---	---	4,936
CAPITAL			
OTHER REVOLVING FUNDS			
Revolving fund	33	33	33
OTHER REVOLVING FUNDS Subtotal.....	33	33	33
TOTAL, CAPITAL.....	33	33	33
OTHER PROGRAMS			
OTHER MISCELLANEOUS PROGRAMS			
Salaries and expenses	7	---	---
OTHER MISCELLANEOUS PROGRAMS Subtotal.....	7	---	---
TOTAL, OTHER PROGRAMS.....	7	---	---
** AGENCY TOTAL, ALL PROGRAMS **	40	33	4,969
<hr/>			
AGENCY: <u>Small Business Administration</u>			
CRITICAL FINANCIAL RESERVES			
CREDIT LIQUIDATING PROGRAMS			
Pollution control equipment fund liquidating account	3	---	---

TABLE 5

FEDERAL FUND UNOBLIGATED BALANCES, BY AGENCY and PROGRAM

(In millions of dollars)

Program	Balances, end of year		
	2001 actual	2002 estimate	2003 estimate
Disaster loan fund liquidating account	308	---	---
Business loan fund liquidating account	350	---	---
CREDIT LIQUIDATING PROGRAMS Subtotal.....	661	---	---
INSURANCE AND OTHER PROGRAMS			
Surety bond guarantees revolving fund	26	21	18
INSURANCE AND OTHER PROGRAMS Subtotal.....	26	21	18
TOTAL, CRITICAL FINANCIAL RESERVES.....	687	21	18
OTHER PROGRAMS			
OTHER MISCELLANEOUS PROGRAMS			
Salaries and expenses	41	1	1
Disaster loans program account	131	25	---
Business loan program account	120	92	92
OTHER MISCELLANEOUS PROGRAMS Subtotal.....	292	118	93
TOTAL, OTHER PROGRAMS.....	292	118	93
** AGENCY TOTAL, ALL PROGRAMS **	979	139	111
<hr/>			
AGENCY: <u>Social Security Administration</u>			
OTHER PROGRAMS			
OTHER MISCELLANEOUS PROGRAMS			
Payments to social security trust funds	15	15	15
Supplemental security income program	2,891	640	19
Special benefits for disabled coal miners	13	8	---
OTHER MISCELLANEOUS PROGRAMS Subtotal.....	2,919	663	34
TOTAL, OTHER PROGRAMS.....	2,919	663	34
** AGENCY TOTAL, ALL PROGRAMS **	2,919	663	34
<hr/>			
AGENCY: <u>Appalachian Regional Commission</u>			
OTHER PROGRAMS			
OTHER MISCELLANEOUS PROGRAMS			
Appalachian Regional Commission	25	16	---

TABLE 5

FEDERAL FUND UNOBLIGATED BALANCES, BY AGENCY and PROGRAM

(In millions of dollars)

Program	Balances, end of year		
	2001 actual	2002 estimate	2003 estimate
OTHER MISCELLANEOUS PROGRAMS Subtotal.....	25	16	---
TOTAL, OTHER PROGRAMS.....	25	16	---
** AGENCY TOTAL, ALL PROGRAMS **	25	16	---
<hr/>			
AGENCY: <u>Broadcasting Board of Governors</u>			
CAPITAL			
PROCUREMENT AND CONSTRUCTION PROGRAMS			
Broadcasting capital improvements	9	8	---
PROCUREMENT AND CONSTRUCTION PROGRAMS Subtotal.....	9	8	---
TOTAL, CAPITAL.....	9	8	---
OTHER PROGRAMS			
OTHER MISCELLANEOUS PROGRAMS			
International broadcasting operations	11	---	---
Broadcasting to Cuba	2	2	---
Buying power maintenance	4	4	4
OTHER MISCELLANEOUS PROGRAMS Subtotal.....	17	6	4
TOTAL, OTHER PROGRAMS.....	17	6	4
** AGENCY TOTAL, ALL PROGRAMS **	26	14	4
<hr/>			
AGENCY: <u>Chemical Safety and Hazard Investigation Board</u>			
OTHER PROGRAMS			
OTHER MISCELLANEOUS PROGRAMS			
Chemical Safety and Hazard Investigation Board	2	---	---
OTHER MISCELLANEOUS PROGRAMS Subtotal.....	2	---	---
TOTAL, OTHER PROGRAMS.....	2	---	---
** AGENCY TOTAL, ALL PROGRAMS **	2	---	---
<hr/>			
AGENCY: <u>Commission on Ocean Policy</u>			

TABLE 5

FEDERAL FUND UNOBLIGATED BALANCES, BY AGENCY and PROGRAM

(In millions of dollars)

Program	Balances, end of year		
	2001 actual	2002 estimate	2003 estimate
OTHER PROGRAMS			
OTHER MISCELLANEOUS PROGRAMS			
Salaries and expenses	4	1	---
OTHER MISCELLANEOUS PROGRAMS Subtotal.....	4	1	---
TOTAL, OTHER PROGRAMS.....	4	1	---
** AGENCY TOTAL, ALL PROGRAMS **	4	1	---
AGENCY: <u>Corporation for National and Community Service</u>			
OTHER PROGRAMS			
OTHER MISCELLANEOUS PROGRAMS			
National and community service programs, operating expenses	61	---	---
Inspector general	1	---	---
OTHER MISCELLANEOUS PROGRAMS Subtotal.....	62	---	---
TOTAL, OTHER PROGRAMS.....	62	---	---
** AGENCY TOTAL, ALL PROGRAMS **	62	---	---
AGENCY: <u>Court Services and Offender Supervision Agency for the District</u>			
CAPITAL			
PROCUREMENT AND CONSTRUCTION PROGRAMS			
Federal payment to Court Services and Offender Supervision Agenc	---	6	---
PROCUREMENT AND CONSTRUCTION PROGRAMS Subtotal.....	---	6	---
TOTAL, CAPITAL.....	---	6	---
** AGENCY TOTAL, ALL PROGRAMS **	---	6	---
AGENCY: <u>Defense Nuclear Facilities Safety Board</u>			
OTHER PROGRAMS			
OTHER MISCELLANEOUS PROGRAMS			
Salaries and expenses	3	1	---
OTHER MISCELLANEOUS PROGRAMS Subtotal.....	3	1	---

TABLE 5

FEDERAL FUND UNOBLIGATED BALANCES, BY AGENCY and PROGRAM

(In millions of dollars)

Program	Balances, end of year		
	2001 actual	2002 estimate	2003 estimate
TOTAL, OTHER PROGRAMS.....	3	1	---
** AGENCY TOTAL, ALL PROGRAMS **	3	1	---
<hr/>			
AGENCY: <u>Delta Regional Authority</u>			
OTHER PROGRAMS			
OTHER MISCELLANEOUS PROGRAMS			
Delta regional authority	20	24	21
OTHER MISCELLANEOUS PROGRAMS Subtotal.....	20	24	21
TOTAL, OTHER PROGRAMS.....	20	24	21
** AGENCY TOTAL, ALL PROGRAMS **	20	24	21
<hr/>			
AGENCY: <u>Denali Commission</u>			
OTHER PROGRAMS			
OTHER MISCELLANEOUS PROGRAMS			
Denali Commission	4	4	4
OTHER MISCELLANEOUS PROGRAMS Subtotal.....	4	4	4
TOTAL, OTHER PROGRAMS.....	4	4	4
** AGENCY TOTAL, ALL PROGRAMS **	4	4	4
<hr/>			
AGENCY: <u>District of Columbia</u>			
OTHER PROGRAMS			
OTHER MISCELLANEOUS PROGRAMS			
Federal payment to the District of Columbia courts	3	3	2
Defender services in District of Columbia courts	15	15	15
Crime victims compensation fund	18	---	---
Federal support for economic development and management reforms	25	---	---
OTHER MISCELLANEOUS PROGRAMS Subtotal.....	61	18	17
TOTAL, OTHER PROGRAMS.....	61	18	17
** AGENCY TOTAL, ALL PROGRAMS **	61	18	17

TABLE 5

FEDERAL FUND UNOBLIGATED BALANCES, BY AGENCY and PROGRAM

(In millions of dollars)

Program	Balances, end of year		
	2001 actual	2002 estimate	2003 estimate
<u>AGENCY: Equal Employment Opportunity Commission</u>			
CAPITAL			
OTHER REVOLVING FUNDS			
Education, technical assistance and training revolving fund	3	3	3
OTHER REVOLVING FUNDS Subtotal.....	3	3	3
TOTAL, CAPITAL.....	3	3	3
** AGENCY TOTAL, ALL PROGRAMS **	3	3	3
<u>AGENCY: Export-Import Bank of the United States</u>			
CRITICAL FINANCIAL RESERVES			
CREDIT LIQUIDATING PROGRAMS			
Export-Import Bank of the United States liquidating account	96	---	---
CREDIT LIQUIDATING PROGRAMS Subtotal.....	96	---	---
TOTAL, CRITICAL FINANCIAL RESERVES.....	96	---	---
OTHER PROGRAMS			
OTHER MISCELLANEOUS PROGRAMS			
Export-Import Bank loans program account	514	305	281
OTHER MISCELLANEOUS PROGRAMS Subtotal.....	514	305	281
TOTAL, OTHER PROGRAMS.....	514	305	281
** AGENCY TOTAL, ALL PROGRAMS **	610	305	281
<u>AGENCY: Farm Credit Administration</u>			
CAPITAL			
OTHER REVOLVING FUNDS			
Revolving fund for administrative expenses	12	12	12
OTHER REVOLVING FUNDS Subtotal.....	12	12	12
TOTAL, CAPITAL.....	12	12	12
** AGENCY TOTAL, ALL PROGRAMS **	12	12	12

TABLE 5

FEDERAL FUND UNOBLIGATED BALANCES, BY AGENCY and PROGRAM

(In millions of dollars)

Program	Balances, end of year		
	2001 actual	2002 estimate	2003 estimate
<u>AGENCY: Farm Credit System Financial Assistance Corporation</u>			
CRITICAL FINANCIAL RESERVES			
CREDIT LIQUIDATING PROGRAMS			
Financial Assistance Corporation assistance fund liquidating acc	1,341	1,414	1,156
CREDIT LIQUIDATING PROGRAMS Subtotal.....	1,341	1,414	1,156
TOTAL, CRITICAL FINANCIAL RESERVES.....	1,341	1,414	1,156
** AGENCY TOTAL, ALL PROGRAMS **	1,341	1,414	1,156
<u>AGENCY: Farm Credit System Insurance Corporation</u>			
CRITICAL FINANCIAL RESERVES			
INSURANCE AND OTHER PROGRAMS			
Farm credit system insurance fund	1,615	1,715	1,832
INSURANCE AND OTHER PROGRAMS Subtotal.....	1,615	1,715	1,832
TOTAL, CRITICAL FINANCIAL RESERVES.....	1,615	1,715	1,832
** AGENCY TOTAL, ALL PROGRAMS **	1,615	1,715	1,832
<u>AGENCY: Federal Communications Commission</u>			
OTHER PROGRAMS			
OTHER MISCELLANEOUS PROGRAMS			
Salaries and expenses	13	---	---
Universal service fund	237	237	237
OTHER MISCELLANEOUS PROGRAMS Subtotal.....	250	237	237
TOTAL, OTHER PROGRAMS.....	250	237	237
** AGENCY TOTAL, ALL PROGRAMS **	250	237	237
<u>AGENCY: Federal Deposit Insurance Corporation</u>			
CRITICAL FINANCIAL RESERVES			
INSURANCE AND OTHER PROGRAMS			
Bank insurance fund	30,275	30,303	32,208

TABLE 5

FEDERAL FUND UNOBLIGATED BALANCES, BY AGENCY and PROGRAM

(In millions of dollars)

Program	Balances, end of year		
	2001 actual	2002 estimate	2003 estimate
Savings association insurance fund	8,238	7,743	7,896
FSLIC resolution fund	2,998	2,777	2,749
Office of Inspector General	13	12	12
INSURANCE AND OTHER PROGRAMS Subtotal.....	41,524	40,835	42,865
TOTAL, CRITICAL FINANCIAL RESERVES.....	41,524	40,835	42,865
** AGENCY TOTAL, ALL PROGRAMS **	41,524	40,835	42,865
<hr/>			
AGENCY: <u>Federal Drug Control Programs</u>			
OTHER PROGRAMS			
OTHER MISCELLANEOUS PROGRAMS			
High-intensity drug trafficking areas program	1	1	1
Special forfeiture fund	4	3	3
OTHER MISCELLANEOUS PROGRAMS Subtotal.....	5	4	4
TOTAL, OTHER PROGRAMS.....	5	4	4
** AGENCY TOTAL, ALL PROGRAMS **	5	4	4
<hr/>			
AGENCY: <u>Federal Financial Institutions Examination Council Appraisal Sub</u>			
CAPITAL			
OTHER REVOLVING FUNDS			
Registry fees	4	4	4
OTHER REVOLVING FUNDS Subtotal.....	4	4	4
TOTAL, CAPITAL.....	4	4	4
** AGENCY TOTAL, ALL PROGRAMS **	4	4	4
<hr/>			
AGENCY: <u>Federal Housing Finance Board</u>			
CAPITAL			
OTHER REVOLVING FUNDS			
Federal housing finance board	4	---	---
OTHER REVOLVING FUNDS Subtotal.....	4	---	---
TOTAL, CAPITAL.....	4	---	---

TABLE 5

FEDERAL FUND UNOBLIGATED BALANCES, BY AGENCY and PROGRAM

(In millions of dollars)

Program	Balances, end of year		
	2001 actual	2002 estimate	2003 estimate
** AGENCY TOTAL, ALL PROGRAMS **	4	---	---
AGENCY: <u>Federal Mediation and Conciliation Service</u>			
OTHER PROGRAMS			
OTHER MISCELLANEOUS PROGRAMS			
Salaries and expenses	3	1	1
OTHER MISCELLANEOUS PROGRAMS Subtotal.....	3	1	1
TOTAL, OTHER PROGRAMS.....	3	1	1
** AGENCY TOTAL, ALL PROGRAMS **	3	1	1
AGENCY: <u>Federal Trade Commission</u>			
OTHER PROGRAMS			
OTHER MISCELLANEOUS PROGRAMS			
Salaries and expenses	6	6	6
OTHER MISCELLANEOUS PROGRAMS Subtotal.....	6	6	6
TOTAL, OTHER PROGRAMS.....	6	6	6
** AGENCY TOTAL, ALL PROGRAMS **	6	6	6
AGENCY: <u>Intelligence Community Management Account</u>			
OTHER PROGRAMS			
OTHER MISCELLANEOUS PROGRAMS			
Intelligence community management account	6	14	21
OTHER MISCELLANEOUS PROGRAMS Subtotal.....	6	14	21
TOTAL, OTHER PROGRAMS.....	6	14	21
** AGENCY TOTAL, ALL PROGRAMS **	6	14	21
AGENCY: <u>International Trade Commission</u>			

TABLE 5

FEDERAL FUND UNOBLIGATED BALANCES, BY AGENCY and PROGRAM

(In millions of dollars)

Program	Balances, end of year		
	2001 actual	2002 estimate	2003 estimate
OTHER PROGRAMS			
OTHER MISCELLANEOUS PROGRAMS			
Salaries and expenses	1	---	---
OTHER MISCELLANEOUS PROGRAMS Subtotal.....	1	---	---
TOTAL, OTHER PROGRAMS.....	1	---	---
** AGENCY TOTAL, ALL PROGRAMS **	1	---	---
AGENCY: <u>Morris K. Udall Scholarship and Excellence in National Environme</u>			
OTHER PROGRAMS			
OTHER MISCELLANEOUS PROGRAMS			
Environmental dispute resolution fund	3	---	---
OTHER MISCELLANEOUS PROGRAMS Subtotal.....	3	---	---
TOTAL, OTHER PROGRAMS.....	3	---	---
** AGENCY TOTAL, ALL PROGRAMS **	3	---	---
AGENCY: <u>National Archives and Records Administration</u>			
CAPITAL			
PROCUREMENT AND CONSTRUCTION PROGRAMS			
Repairs and restoration	37	37	37
PROCUREMENT AND CONSTRUCTION PROGRAMS Subtotal.....	37	37	37
OTHER REVOLVING FUNDS			
Records center revolving fund	19	19	13
OTHER REVOLVING FUNDS Subtotal.....	19	19	13
TOTAL, CAPITAL.....	56	56	50
OTHER PROGRAMS			
OTHER MISCELLANEOUS PROGRAMS			
Operating expenses	15	15	15
National Historical Publications and Records Commission	1	---	---
OTHER MISCELLANEOUS PROGRAMS Subtotal.....	16	15	15

TABLE 5

FEDERAL FUND UNOBLIGATED BALANCES, BY AGENCY and PROGRAM

(In millions of dollars)

Program	Balances, end of year		
	2001 actual	2002 estimate	2003 estimate
TOTAL, OTHER PROGRAMS.....	16	15	15
** AGENCY TOTAL, ALL PROGRAMS **	72	71	65
<u>AGENCY: National Credit Union Administration</u>			
CRITICAL FINANCIAL RESERVES			
INSURANCE AND OTHER PROGRAMS			
Credit union share insurance fund	4,929	5,376	5,737
INSURANCE AND OTHER PROGRAMS Subtotal.....	4,929	5,376	5,737
TOTAL, CRITICAL FINANCIAL RESERVES.....	4,929	5,376	5,737
CAPITAL			
OTHER REVOLVING FUNDS			
/1 Operating fund	-33	-33	-33
Community development credit union revolving loan fund	2	1	2
OTHER REVOLVING FUNDS Subtotal.....	-31	-32	-31
TOTAL, CAPITAL.....	-31	-32	-31
** AGENCY TOTAL, ALL PROGRAMS **	4,898	5,344	5,706
<u>AGENCY: National Endowment for the Arts</u>			
OTHER PROGRAMS			
OTHER MISCELLANEOUS PROGRAMS			
National Endowment for the Arts: grants and administration	2	1	1
OTHER MISCELLANEOUS PROGRAMS Subtotal.....	2	1	1
TOTAL, OTHER PROGRAMS.....	2	1	1
** AGENCY TOTAL, ALL PROGRAMS **	2	1	1
<u>AGENCY: National Endowment for the Humanities</u>			
OTHER PROGRAMS			
OTHER MISCELLANEOUS PROGRAMS			
National Endowment for the Humanities: grants and administration	3	4	5

TABLE 5

FEDERAL FUND UNOBLIGATED BALANCES, BY AGENCY and PROGRAM

(In millions of dollars)

Program	Balances, end of year		
	2001 actual	2002 estimate	2003 estimate
OTHER MISCELLANEOUS PROGRAMS Subtotal.....	3	4	5
TOTAL, OTHER PROGRAMS.....	3	4	5
** AGENCY TOTAL, ALL PROGRAMS **	3	4	5
<hr/>			
AGENCY: <u>Institute of Museum and Library Services</u>			
OTHER PROGRAMS			
OTHER MISCELLANEOUS PROGRAMS			
Office of Museum Services: grants and administration	1	---	---
Office of Library Services: grants and administration	2	---	---
OTHER MISCELLANEOUS PROGRAMS Subtotal.....	3	---	---
TOTAL, OTHER PROGRAMS.....	3	---	---
** AGENCY TOTAL, ALL PROGRAMS **	3	---	---
<hr/>			
AGENCY: <u>National Transportation Safety Board</u>			
OTHER PROGRAMS			
OTHER MISCELLANEOUS PROGRAMS			
Salaries and expenses	11	10	10
Emergency fund	2	2	2
OTHER MISCELLANEOUS PROGRAMS Subtotal.....	13	12	12
TOTAL, OTHER PROGRAMS.....	13	12	12
** AGENCY TOTAL, ALL PROGRAMS **	13	12	12
<hr/>			
AGENCY: <u>Nuclear Regulatory Commission</u>			
OTHER PROGRAMS			
OTHER MISCELLANEOUS PROGRAMS			
Salaries and expenses	26	---	---
Office of Inspector General	1	---	---
OTHER MISCELLANEOUS PROGRAMS Subtotal.....	27	---	---
TOTAL, OTHER PROGRAMS.....	27	---	---
** AGENCY TOTAL, ALL PROGRAMS **	27	---	---

TABLE 5

FEDERAL FUND UNOBLIGATED BALANCES, BY AGENCY and PROGRAM

(In millions of dollars)

Program	Balances, end of year		
	2001 actual	2002 estimate	2003 estimate
<u>AGENCY: Office of Navajo and Hopi Indian Relocation</u>			
CAPITAL			
PROCUREMENT AND CONSTRUCTION PROGRAMS			
Salaries and expenses	7	8	6
PROCUREMENT AND CONSTRUCTION PROGRAMS Subtotal.....	7	8	6
TOTAL, CAPITAL.....	7	8	6
** AGENCY TOTAL, ALL PROGRAMS **	7	8	6
<u>AGENCY: Oklahoma City National Memorial Trust</u>			
OTHER PROGRAMS			
OTHER MISCELLANEOUS PROGRAMS			
Oklahoma City National Memorial Trust	1	1	1
OTHER MISCELLANEOUS PROGRAMS Subtotal.....	1	1	1
TOTAL, OTHER PROGRAMS.....	1	1	1
** AGENCY TOTAL, ALL PROGRAMS **	1	1	1
<u>AGENCY: Panama Canal Commission</u>			
OTHER PROGRAMS			
OTHER MISCELLANEOUS PROGRAMS			
Panama Canal Commission dissolution fund	4	4	4
OTHER MISCELLANEOUS PROGRAMS Subtotal.....	4	4	4
TOTAL, OTHER PROGRAMS.....	4	4	4
** AGENCY TOTAL, ALL PROGRAMS **	4	4	4
<u>AGENCY: Presidio Trust</u>			
CAPITAL			

TABLE 5

FEDERAL FUND UNOBLIGATED BALANCES, BY AGENCY and PROGRAM

(In millions of dollars)

Program	Balances, end of year		
	2001 actual	2002 estimate	2003 estimate
OTHER REVOLVING FUNDS			
Presidio Trust	120	66	34
OTHER REVOLVING FUNDS Subtotal.....	120	66	34
TOTAL, CAPITAL.....	120	66	34
** AGENCY TOTAL, ALL PROGRAMS **	120	66	34
<hr/>			
AGENCY: <u>Securities and Exchange Commission</u>			
CRITICAL FINANCIAL RESERVES			
INSURANCE AND OTHER PROGRAMS			
Investment in Securities Investor Protection Corporation	1,000	1,000	1,000
INSURANCE AND OTHER PROGRAMS Subtotal.....	1,000	1,000	1,000
TOTAL, CRITICAL FINANCIAL RESERVES.....	1,000	1,000	1,000
OTHER PROGRAMS			
OTHER MISCELLANEOUS PROGRAMS			
Salaries and expenses	76	25	25
OTHER MISCELLANEOUS PROGRAMS Subtotal.....	76	25	25
TOTAL, OTHER PROGRAMS.....	76	25	25
** AGENCY TOTAL, ALL PROGRAMS **	1,076	1,025	1,025
<hr/>			
AGENCY: <u>Smithsonian Institution</u>			
CAPITAL			
PROCUREMENT AND CONSTRUCTION PROGRAMS			
Repair, restoration, and renovation of buildings, National Galle	4	2	2
Construction, JFK Center for the Performing Arts	11	---	---
PROCUREMENT AND CONSTRUCTION PROGRAMS Subtotal.....	15	2	2
TOTAL, CAPITAL.....	15	2	2
OTHER PROGRAMS			
RESEARCH AND DEVELOPMENT PROGRAMS			
Museum programs and related research (special foreign currency p	1	1	1

TABLE 5

FEDERAL FUND UNOBLIGATED BALANCES, BY AGENCY and PROGRAM

(In millions of dollars)

Program	Balances, end of year		
	2001 actual	2002 estimate	2003 estimate
RESEARCH AND DEVELOPMENT PROGRAMS Subtotal.....	1	1	1
OTHER MISCELLANEOUS PROGRAMS			
Salaries and expenses	22	34	20
Repair, restoration and alteration of facilities	9	8	9
Construction	12	4	2
OTHER MISCELLANEOUS PROGRAMS Subtotal.....	43	46	31
TOTAL, OTHER PROGRAMS.....	44	47	32
** AGENCY TOTAL, ALL PROGRAMS **	59	49	34
<hr/>			
AGENCY: <u>State Justice Institute</u>			
OTHER PROGRAMS			
OTHER MISCELLANEOUS PROGRAMS			
State Justice Institute: salaries and expenses	2	2	2
OTHER MISCELLANEOUS PROGRAMS Subtotal.....	2	2	2
TOTAL, OTHER PROGRAMS.....	2	2	2
** AGENCY TOTAL, ALL PROGRAMS **	2	2	2
<hr/>			
AGENCY: <u>Tennessee Valley Authority</u>			
CAPITAL			
OTHER REVOLVING FUNDS			
Tennessee Valley Authority fund	323	330	302
OTHER REVOLVING FUNDS Subtotal.....	323	330	302
TOTAL, CAPITAL.....	323	330	302
** AGENCY TOTAL, ALL PROGRAMS **	323	330	302
<hr/>			
AGENCY: <u>United States Enrichment Corporation Fund</u>			
CAPITAL			
OTHER REVOLVING FUNDS			
United States Enrichment Corporation Fund	1,239	1,306	1,377

TABLE 5

FEDERAL FUND UNOBLIGATED BALANCES, BY AGENCY and PROGRAM

(In millions of dollars)

Program	Balances, end of year		
	2001 actual	2002 estimate	2003 estimate
OTHER REVOLVING FUNDS Subtotal.....	1,239	1,306	1,377
TOTAL, CAPITAL.....	1,239	1,306	1,377
** AGENCY TOTAL, ALL PROGRAMS **	1,239	1,306	1,377
AGENCY: <u>United States Holocaust Memorial Museum</u>			
OTHER PROGRAMS			
OTHER MISCELLANEOUS PROGRAMS			
Holocaust Memorial Museum	3	3	3
OTHER MISCELLANEOUS PROGRAMS Subtotal.....	3	3	3
TOTAL, OTHER PROGRAMS.....	3	3	3
** AGENCY TOTAL, ALL PROGRAMS **	3	3	3
AGENCY: <u>Vietnam Education Foundation</u>			
OTHER PROGRAMS			
FORWARD FUNDED PROGRAMS			
Vietnam debt repayment fund	---	4	7
FORWARD FUNDED PROGRAMS Subtotal.....	---	4	7
TOTAL, OTHER PROGRAMS.....	---	4	7
** AGENCY TOTAL, ALL PROGRAMS **	---	4	7
AGENCY: <u>** Government-wide totals **</u>			
CRITICAL FINANCIAL RESERVES			
CREDIT LIQUIDATING PROGRAMS Subtotal.....	32,590	34,528	39,335
INTERNATIONAL MONETARY PROGRAMS Subtotal.....	51,048	51,206	52,390
INSURANCE AND OTHER PROGRAMS Subtotal.....	77,022	76,229	84,316
TOTAL, CRITICAL FINANCIAL RESERVES.....	160,660	161,963	176,041
CAPITAL			
PROCUREMENT AND CONSTRUCTION PROGRAMS Subtotal.....	39,100	37,790	37,117
OTHER REVOLVING FUNDS Subtotal.....	15,101	15,796	15,371
TOTAL, CAPITAL.....	54,201	53,586	52,488

TABLE 5

FEDERAL FUND UNOBLIGATED BALANCES, BY AGENCY and PROGRAM

(In millions of dollars)

Program	Balances, end of year		
	2001 actual	2002 estimate	2003 estimate
OTHER PROGRAMS			
SUBSIDIZED HOUSING PROGRAMS Subtotal.....	6,639	1,608	1,608
FORWARD FUNDED PROGRAMS Subtotal.....	2,682	2,313	3,059
RESEARCH AND DEVELOPMENT PROGRAMS Subtotal.....	9,550	6,890	7,765
OTHER MISCELLANEOUS PROGRAMS Subtotal.....	47,247	16,616	14,824
TOTAL, OTHER PROGRAMS.....	66,118	27,427	27,256
** TOTAL, FEDERAL FUND UNOBLIGATED BALANCES **	280,979	242,976	255,785

TABLE 6

FEDERAL FUND UNAVAILABLE COLLECTIONS, BY AGENCY

(In millions of dollars)

Department or other unit	Balances, end of year		
	2001 actual	2002 estimate	2003 estimate
Judicial Branch	-1	---	---
Department of Agriculture	10,646	10,292	10,525
Department of Commerce	612	832	1,003
Department of Defense--Military	736	880	1,031
Department of Energy	13,492	15,164	16,853
Department of Housing and Urban Development	1,358	1,747	2,135
Department of the Interior	21,146	21,527	21,883
Department of Justice	1,928	2,088	1,716
Department of State	14	10	11
Department of Transportation	14	14	191
Department of the Treasury	5	21	35
Department of Veterans Affairs	521	490	463
Corps of Engineers-Civil Works	53	53	64
Other Defense Civil Programs	---	---	18,982
Environmental Protection Agency	88	99	103
Federal Emergency Management Agency	1	2	3
General Services Administration	761	683	676
International Assistance Programs	3,013	3,264	3,492
Office of Personnel Management	---	---	11,696
Social Security Administration	8	14	13
Other Independent Agencies	<u>2,488</u>	<u>3,521</u>	<u>4,732</u>
TOTAL.....	56,883	60,701	95,607

TRUST FUNDS

TABLE 7

TRUST FUND OBLIGATED BALANCES, BY AGENCY

(In millions of dollars)

Department or other unit	Balances, end of year		
	2001 actual	2002 estimate	2003 estimate
Legislative Branch	14	13	66
Judicial Branch	539	541	543
Department of Agriculture	30	68	103
Department of Commerce	5	---	---
Department of Defense--Military	474	479	492
Department of Energy	5	5	5
Department of Health and Human Services	850	752	872
Department of Housing and Urban Development	3	3	3
Department of the Interior	317	414	471
Department of Justice	88	108	79
Department of Labor	737	891	875
Department of State	23	25	24
Department of Transportation	47,632	52,078	47,549
Department of the Treasury	64	78	86
Department of Veterans Affairs	1,697	1,726	1,747
Corps of Engineers-Civil Works	213	250	242
Other Defense Civil Programs	3,101	3,223	3,339
Environmental Protection Agency	2,020	2,787	2,752
International Assistance Programs	18,794	18,754	18,724
National Science Foundation	12	12	12
Office of Personnel Management	6,460	6,891	4,811
Social Security Administration	49,593	51,407	52,420
Other Independent Agencies	853	861	599
TOTAL.....	133,524	141,366	135,814

TABLE 8

TRUST FUND OBLIGATED BALANCES, BY MAJOR FUNDS

(In millions of dollars)

Description	Balances, end of year		
	2001 actual	2002 estimate	2003 estimate
Judicial survivors' annuities fund	378	378	378
Judicial officers' retirement fund	152	152	152
Foreign national employees separation pay	271	271	271
Federal supplementary medical insurance trust fund	144	120	168
Federal hospital insurance trust fund	408	338	396
Health care fraud and abuse control account	184	173	173
Sport fish restoration	296	388	449
Unemployment trust fund	735	890	890
Federal old-age and survivors insurance trust fund	34,660	35,673	36,741
Federal disability insurance trust fund	13,557	14,205	14,150
Limitation on administrative expenses	1,376	1,529	1,529
Hazardous substance superfund	2,048	2,775	2,755
Oil spill recovery	156	156	156
Grants-in-aid for airports (Airport and airway trust fund)	4,378	5,055	5,186
Facilities and equipment (Airport and airway trust fund)	1,751	2,082	2,388
Research, engineering and development (Airport and airway trust fund)	162	174	103
Appalachian development highway system (Highway trust fund)	185	134	67
Federal-aid highways	38,689	42,857	38,532
Miscellaneous highway trust funds	415	465	412
Highway traffic safety grants	231	224	215
Discretionary grants (Highway trust fund, mass transit account)	1,243	577	191
Civil service retirement and disability fund	4,119	4,356	4,586
National service life insurance fund	1,403	1,417	1,427
Foreign military sales trust fund	18,781	18,741	18,711
Military retirement fund	3,007	3,120	3,235
Rivers and harbors contributed funds	103	183	206
Railroad social security equivalent benefit account	511	523	525
Rail industry pension fund	266	266	---
Other	1,020	1,028	989
NON-REVOLVING TRUST FUNDS Subtotal.....	130,629	138,250	134,981
Surcharge collections, sales of commissary stores, Defense	178	184	197
Employees life insurance fund	132	196	225
Employees and retired employees health benefits funds	2,209	2,339	---
Veterans special life insurance fund	270	287	301
Other	106	110	110
REVOLVING TRUST FUNDS Subtotal.....	2,895	3,116	833

TABLE 8

TRUST FUND OBLIGATED BALANCES, BY MAJOR FUNDS

(In millions of dollars)

Description	Balances, end of year		
	2001 actual	2002 estimate	2003 estimate
TOTAL, TRUST FUND OBLIGATED BALANCES.....	<u>133,524</u>	<u>141,366</u>	<u>135,814</u>

TABLE 9

TRUST FUND UNOBLIGATED BALANCES, BY AGENCY

(In millions of dollars)

Department or other unit	Balances, end of year		
	2001 actual	2002 estimate	2003 estimate
Legislative Branch	107	126	78
Judicial Branch	-3	34	70
Department of Agriculture	217	185	160
Department of Commerce	1	---	---
Department of Defense--Military	110	111	111
Department of Health and Human Services	215	72	69
Department of Housing and Urban Development	1	1	1
Department of the Interior	225	124	67
Department of Justice	75	56	35
Department of Labor	63	66	70
Department of State	109	109	107
Department of Transportation	29,519	31,798	39,178
Department of the Treasury	281	298	310
Department of Veterans Affairs	138	133	127
Corps of Engineers-Civil Works	376	360	342
Other Defense Civil Programs	141	140	142
Environmental Protection Agency	765	---	---
Federal Emergency Management Agency	2	2	2
International Assistance Programs	19	22	25
National Aeronautics and Space Administration	3	---	---
National Science Foundation	18	18	18
Office of Personnel Management	27,578	29,146	25,234
Social Security Administration	153	---	---
Other Independent Agencies	<u>719</u>	<u>674</u>	<u>615</u>
TOTAL.....	60,832	63,475	66,761

TABLE 10

TRUST FUND UNOBLIGATED BALANCES, BY MAJOR FUNDS

(In millions of dollars)

Description	Balances, end of year		
	2001 actual	2002 estimate	2003 estimate
Limitation on administrative expenses	153	---	---
Hazardous substance superfund	715	---	---
Grants-in-aid for airports (Airport and airway trust fund)	302	1	1
Facilities and equipment (Airport and airway trust fund)	483	771	737
Federal-aid highways	27,653	30,364	38,045
Miscellaneous highway trust funds	825	569	313
Coastal wetlands restoration trust fund	180	213	242
Rivers and harbors contributed funds	196	147	100
Gifts and contributions	299	240	233
Other	<u>2,044</u>	<u>1,624</u>	<u>1,468</u>
NON-REVOLVING TRUST FUNDS Subtotal.....	32,850	33,929	41,139
Assessment funds	280	297	309
Employees life insurance fund	23,133	24,210	25,234
Employees and retired employees health benefits funds	4,445	4,936	---
Other	<u>124</u>	<u>103</u>	<u>79</u>
REVOLVING TRUST FUNDS Subtotal.....	27,982	29,546	25,622
TOTAL, TRUST FUND UNOBLIGATED BALANCES.....	<u>60,832</u>	<u>63,475</u>	<u>66,761</u>

TABLE 10

TRUST FUND UNOBLIGATED BALANCES, BY MAJOR FUNDS

(In millions of dollars)

Description	Balances, end of year		
	2001 actual	2002 estimate	2003 estimate
Limitation on administrative expenses	153	---	---
Hazardous substance superfund	715	---	---
Grants-in-aid for airports (Airport and airway trust fu	302	1	1
Facilities and equipment (Airport and airway trust fund	483	771	737
Federal-aid highways	27,653	30,364	38,045
Miscellaneous highway trust funds	825	569	313
Coastal wetlands restoration trust fund	180	213	242
Rivers and harbors contributed funds	196	147	100
Gifts and contributions	299	240	233
Other	<u>2,044</u>	<u>1,624</u>	<u>1,468</u>
NON-REVOLVING TRUST FUNDS Subtotal.....	32,850	33,929	41,139
Assessment funds	280	297	309
Employees life insurance fund	23,133	24,210	25,234
Employees and retired employees health benefits funds	4,445	4,936	---
Other	<u>124</u>	<u>103</u>	<u>79</u>
REVOLVING TRUST FUNDS Subtotal.....	27,982	29,546	25,622
TOTAL, TRUST FUND UNOBLIGATED BALANCES.....	<u>60,832</u>	<u>63,475</u>	<u>66,761</u>

TABLE 11

TRUST FUND UNAVAILABLE COLLECTIONS, BY AGENCY

(In millions of dollars)

Department or other unit	Balances, end of year		
	2001 actual	2002 estimate	2003 estimate
Legislative Branch	---	---	2
Judicial Branch	2	1	1
Department of Agriculture	6	6	6
Department of Defense--Military	821	815	809
Department of Health and Human Services	240,081	273,522	309,980
Department of Justice	16	16	16
Department of Labor	88,342	76,082	72,602
Department of State	11,223	11,766	12,317
Department of Transportation	1,857	1,740	1,649
Department of the Treasury	16	22	28
Department of Veterans Affairs	11,774	11,540	11,228
Corps of Engineers-Civil Works	2,198	2,317	2,501
Other Defense Civil Programs	162,679	169,818	176,442
Environmental Protection Agency	2,553	2,334	2,168
International Assistance Programs	2	2	2
National Aeronautics and Space Administration	15	15	15
Office of Personnel Management	538,520	568,608	609,251
Social Security Administration	1,121,612	1,277,625	1,453,747
Other Independent Agencies	<u>22,365</u>	<u>22,671</u>	<u>22,912</u>
TOTAL.....	2,204,082	2,418,900	2,675,676

**BRIDGES FROM BALANCES OF BUDGET
AUTHORITY
TO CASH BALANCES**

Bridges From Balances of Budget Authority to Cash Balances

The previous tables in this report provide information on the balances of budget authority that are shown in the “Program and Financing” (P&F) schedule of each expenditure¹ account in the *Appendix* to the Budget. The P&F schedule is also known as schedule P.

Balances in Schedule P. Schedule P presents balances of “budget authority”, some of which represent “cash” balances and some of which do not. Specifically, the balances in schedule P consist of balances from:

- Amounts appropriated;
- Offsetting collections credited to expenditure accounts; and
- Contract authority.

Balances of *appropriations* represent cash balances. No further legal action is needed to obtain cash to liquidate obligations incurred against appropriations. Balances of *offsetting collections* credited to expenditure accounts also represent cash balances. They result from laws that authorize the crediting of certain collections of cash (generally from business-like transactions; for example, the selling of stamps) directly to the expenditure accounts. However, balances of unfunded contract authority do not represent cash balances. These result from laws that provide the authority to obligate the federal government in anticipation of cash.

Balances in Schedule N Balances in special and trust fund receipt² accounts that are “earmarked” by law for one or more programs. For example, the cash balances in the social security trust fund receipt accounts are earmarked to pay social security benefits. Before these balances are appropriated to expenditure accounts or when they are precluded from obligation because of a provision of law, such as a benefit formula or limitation on obligations, these balances are shown in the “Unavailable Collections” (N) schedules in the *Appendix* to the budget. These schedules are placed as close as possible to the P&F schedules of the expenditure accounts for which the collections have been earmarked. As a general rule, the balances in schedule N represent cash balances. The exceptions

¹ The federal government spends money out of “expenditure accounts”, also known as appropriation or fund accounts.

² Collections are deposited in “receipt” accounts, except when authorized by law to be credited to expenditure accounts. The amounts in the receipt accounts are eventually appropriated to expenditure accounts.

are the Airport and Airway Trust Fund and the Highway Trust Fund where the balances in schedule N represent encumbered balances rather than cash.

Relationship of Schedules P and N to Schedule J. The sum of the cash balances in schedules P and N that are associated with a special or trust fund is the total cash balance for the fund. A “Status of Funds” (J) schedule covering all the cash balances is shown in the *Appendix* for selected funds with large cash balances. Also, the cash balances for each account are presented in the *Treasury Combined Statement*, which was previously called the *Treasury Annual Report* (TAR).

The following tables provide bridges from the balances of budget authority to cash balances for the federal funds and for the trust funds. For an explanation of these funds, see chapter 16, “Trust Funds and Federal Funds”, in the *Analytical Perspectives* volume (February 2002).

Table 12 starts with the balances of budget authority in the schedule Ps of the federal funds, subtracts the unfunded balances of contract authority for the federal funds to arrive at the cash balances in the federal fund expenditure accounts, and adds the cash balances in schedule N to arrive at total cash balances for the federal funds group. Table 13 does the same thing for the trust funds group except adjustments must be made for the two trust funds where the schedule Ns are not on a cash basis.

TABLE 12

FEDERAL FUND BRIDGE FROM BALANCES OF BUDGET AUTHORITY TO CASH BALANCES

(In millions of dollars)

Description	Balances, end of year		
	2001 actual	2002 estimate	2003 estimate
Federal fund balances of budget authority.....	840,463	847,991	873,599
Unfunded contract authority:			
Other assisted housing programs	1,044	1,044	1,044
Other	61	61	61
Sub-total, contract authority.....	1,105	1,105	1,105
Cash balances in expenditure accounts.....	839,358	846,886	872,494
Unavailable collections:			
Funds for strengthening markets, income, and su	10,436	10,097	10,384
Salaries and expenses	597	817	979
National defense stockpile transaction fund	691	834	985
Environmental improvement and restoration fund	946	970	1,001
Abandoned mine reclamation fund	1,496	1,537	1,646
Reclamation fund	2,980	3,024	3,123
Federal aid in wildlife restoration	198	257	265
Land and water conservation fund	12,940	13,132	13,121
Historic preservation fund	2,225	2,302	2,385
Crime victims fund	1,336	1,456	1,261
Nuclear waste disposal	10,849	12,055	13,214
Uranium enrichment decontamination and decommis	2,374	2,840	3,406
Elk Hills school lands fund	262	262	226
Federal buildings fund	626	538	523
Guarantees of mortgage-backed securities loan g	1,351	1,740	2,128
Veterans reopened insurance fund	440	422	401
Overseas Private Investment Corporation noncred	3,013	3,264	3,492
Federal supplemental District of Columbia pensi	1,069	1,388	1,726
Salaries and expenses	1,411	2,121	2,973
Other	1,643	1,645	32,368
Sub-total, unavailable collections.....	<u>56,883</u>	<u>60,701</u>	<u>95,607</u>
Total Federal fund cash balances.....	896,241	907,587	968,101

TABLE 13

TRUST FUND BRIDGE FROM BALANCES OF BUDGET AUTHORITY TO CASH BALANCES

(In millions of dollars)

Description	Balances, end of year		
	2001 actual	2002 estimate	2003 estimate
Trust fund balances of budget authority.....	194,356	204,841	202,575
Unfunded contract authority:			
Aviation trust funds.....	4,680	5,880	5,358
Foreign military sales trust fund.....	12,937	12,897	12,867
Highway trust funds.....	57,135	62,903	70,522
Other trust funds	106	106	106
Sub-total, contract authority.....	74,858	81,786	88,853
Cash balance in expenditure accounts.....	119,498	123,055	113,722
Unavailable collections:			
Aviation trust funds.....	11,998	10,515	9,984
Water resources trust funds.....	3,080	3,164	3,354
Federal disability insurance trust fund.....	122,236	138,848	158,531
Federal employee retirement funds.....	549,719	580,349	621,543
Federal hospital insurance trust fund.....	196,791	231,981	270,707
Federal old-age and survivors insurance.....	999,376	1,138,777	1,295,216
Federal supplementary medical insurance.....	41,663	39,823	38,663
Highway trust funds.....	15,214	11,696	14,738
Armed forces retirement funds.....	161,778	168,837	175,357
Railroad retirement trust funds.....	16,403	16,980	17,589
Unemployment trust funds.....	88,302	76,082	72,602
Veterans life insurance funds.....	11,774	11,540	11,228
Other trust funds	2,561	1,642	41
Sub-total, unavailable collections.....	2,220,895	2,430,234	2,689,553
Total Trust Fund cash balances.....	2,340,393	2,553,289	2,803,275

**CREDIT REFORM
FINANCING ACCOUNTS**

TABLE 14

CREDIT REFORM - FINANCING ACCOUNTS WITH UNOBLIGATED BALANCES

Under the Federal Credit Reform Act of 1990 (FCRA), new account structures were established for post-1991 direct loan obligations and loan guarantee commitments. All estimated subsidy costs for new direct loan obligations and loan guarantee commitments are recorded in accounts that are called “program” accounts. All cash flows for the direct loans and loan guarantees are recorded in separate non-budgetary financing accounts. The net cash flows for these transactions are recorded outside the budget totals as a means of financing the deficit. Hence, these accounts are called “financing” accounts. In other words, only the un-reimbursed costs of making or guaranteeing new loans --- the subsidy costs, on a net present value basis, and administrative expenses, on a cash basis --- are counted in the budget totals. The FCRA authorizes financing authority, which permits obligations to be incurred and is parallel to the concept of budget authority.

This table presents the unobligated balances of financing authority in the credit financing accounts. The unobligated balances in the direct loan financing accounts are needed to repay Treasury for the amounts borrowed in the past to make loans. These balances also provide working capital to pay the costs of foreclosing, managing, and selling collateral due to default. The unobligated balances in the loan guarantee financing accounts are needed to pay interest subsidies, claims to lenders when a borrower of a federally guaranteed loan is delinquent or in default, and to provide working capital to pay the costs of foreclosing, managing, and selling collateral due to default.

TABLE 14

CREDIT REFORM - FINANCING ACCOUNTS

Description	Unobligated balances, end of year					
	(In millions of dollars)			(By percent)		
	2001	2002	2003	2001	2002	2003
DIRECT LOAN UNOBLIGATED BALANCES:						
Rural electrification and telecommunications direct loan fi	43	49	62	0.1	0.2	0.2
Rural housing insurance fund direct loan financing account	109	---	---	0.3	---	---
P.L. 480 direct credit financing account	159	---	---	0.5	---	---
Business direct loan financing account	317	---	---	1.0	---	---
Disaster direct loan financing account	5,677	---	---	19.0	---	---
Debt reduction financing account	67	---	---	0.2	---	---
Export-Import Bank direct loan financing account	920	---	---	3.0	---	---
Other	350	23	23	1.1	0.1	0.0
DIRECT LOAN UNOBLIGATED BALANCES Subtotal.....	7,642	72	85	25.6	0.3	0.3
LOAN GUARANTEE UNOBLIGATED BALANCES:						
Agricultural credit insurance fund guaranteed loan financin	102	110	34	0.3	0.5	0.1
Commodity Credit Corporation export guarantee financing acc	589	659	757	1.9	2.9	2.9
Rural housing insurance fund guaranteed loan financing acco	369	401	397	1.2	1.8	1.5
Rural business and industry guaranteed loans financing acco	91	92	93	0.3	0.4	0.3
Health education assistance loans financing account	321	323	324	1.0	1.4	1.2
Indian guaranteed loan financing account	49	59	75	0.1	0.2	0.2
Air transportation stabilization guaranteed loan financing	---	871	1,552	---	3.9	6.1
Federal family education loan program financing account	4,952	6,117	7,164	16.6	27.8	28.3
Maritime guaranteed loan (title XI) financing account	265	363	449	0.8	1.6	1.7
Community development loan guarantees financing account	48	60	78	0.1	0.2	0.3
FHA-general and special risk guaranteed loan financing acco	1,768	494	169	5.9	2.2	0.6
FHA-mutual mortgage insurance guaranteed loan financing acc	2,717	1,118	957	9.1	5.0	3.7
Guarantees of mortgage-backed securities financing account	666	675	759	2.2	3.0	2.9
Business guaranteed loan financing account	169	11	---	0.5	0.0	---
Veterans housing benefit program fund guaranteed loan finan	4,634	4,975	5,829	15.5	22.6	23.0
Loan guarantees to Israel financing account	626	668	713	2.0	3.0	2.8
Urban and environmental credit guaranteed loan financing ac	65	41	22	0.2	0.1	0.0
Overseas Private Investment Corporation guaranteed loan fin	555	571	661	1.8	2.5	2.6
Export-Import Bank guaranteed loan financing account	4,110	4,216	5,068	13.7	19.1	20.0
Other	87	84	122	0.2	0.3	0.4
LOAN GUARANTEE UNOBLIGATED BALANCES Subtotal.....	22,183	21,908	25,223	74.3	99.6	99.6
TOTAL, DIRECT LOAN AND LOAN GUARANTEE BALANCES.....	29,825	21,980	25,308	100.0	100.0	100.0

TABLE 14

CREDIT REFORM - FINANCING ACCOUNTS

Description	Unobligated balances, end of year					
	(In millions of dollars)			(By percent)		
	2001	2002	2003	2001	2002	2003
