

FISCAL YEAR 2009

BALANCES OF BUDGET AUTHORITY

BUDGET OF THE U.S. GOVERNMENT



OFFICE OF MANAGEMENT AND BUDGET

GENERAL NOTES

- All years are fiscal years.
- Because of rounding, the detailed amounts in tables and charts may not add to the totals.

This report is available on the Internet at www.budget.gov

BUDGET REVIEW AND CONCEPTS DIVISION
BUDGET CONCEPTS BRANCH

TABLE OF CONTENTS

BALANCES OF BUDGET AUTHORITY	1
CHART 1: TOTAL UNEXPENDED BALANCES.....	3
CHART 2: UNOBLIGATED BALANCES.....	4
FEDERAL FUND UNOBLIGATED BALANCES	5
CHART 3: FEDERAL FUND UNOBLIGATED BALANCES.....	5
CRITICAL FINANCIAL RESERVES.....	6
CAPITAL.....	7
OTHER PROGRAMS.....	7
TABLES	10
FEDERAL AND TRUST FUND SUMMARIES	11
TABLE 1: SUMMARY OF UNEXPENDED BALANCES.....	12
TABLE 2: TOTAL UNEXPENDED BALANCES, BY AGENCY.....	13
FEDERAL FUNDS	15
TABLE 3: FEDERAL FUND OBLIGATED BALANCES, BY AGENCY.....	16
TABLE 4: FEDERAL FUND UNOBLIGATED BALANCES, BY AGENCY.....	17
TABLE 5: FEDERAL FUND UNOBLIGATED BALANCES, BY AGENCY AND PROGRAM.....	18
TRUST FUNDS	69
TABLE 6: TRUST FUND OBLIGATED BALANCES, BY MAJOR FUNDS.....	70
TABLE 7: TRUST FUND UNOBLIGATED BALANCES, BY AGENCY.....	72
TABLE 8: TRUST FUND UNOBLIGATED BALANCES, BY MAJOR FUNDS.....	73
BRIDGE TABLE	74
TABLE 9: TRUST FUND BRIDGE FROM BALANCES OF BUDGET AUTHORITY TO CASH BALANCES.....	77
CREDIT REFORM FINANCING ACCOUNTS	78
TABLE 10: CREDIT REFORM – FINANCING ACCOUNTS WITH UNOBLIGATED BALANCES.....	80

BALANCES OF BUDGET AUTHORITY

Budget for Fiscal Year 2009

Government agencies are permitted to enter into obligations that result in immediate or future outlays only when the agencies have been granted authority to do so by law. This authority is recorded as budget authority in the year that it first becomes available. Not all budget authority enacted for a fiscal year results in obligations and outlays in the same year. This analysis presents summary information on the unexpended balances of budget authority for the end of 2007, 2008, and 2009 as shown in the 2009 Budget Appendix.

- **Unexpended balances** of budget authority are the sum of obligated and unobligated balances.
 - **Unobligated balances** are the amounts of budget authority that have not yet been committed by contract or other legally binding action by the government.
 - **Obligated balances** are the amounts of unpaid obligations (i.e. undelivered orders and accounts payable) that are net of accounts receivable and unfilled customer orders.

Unobligated balances of budget authority may be carried forward from one year to the next only when authority to incur new obligations in a succeeding period is specifically provided in law. Amounts that are obligated are carried as obligated balances until the obligations are paid or the authority is canceled.

In the aggregate, unexpended balances are the result of a lag between the time budget authority becomes available (for example, when an appropriation is enacted) and the actual outlay of funds, which usually occurs when the Department of Treasury electronically disburses the funds in payment of an obligation. For most government accounts, the interval between the enactment of appropriations, the obligation of funds, and the related outlays is relatively short.

For annual accounts, appropriations are made available for obligation for only one year and any unobligated amounts expire at the end of that fiscal year. However, the obligated, but not yet paid, portions of the expired annual appropriations are normally carried forward for five years during which the balances are not available for new obligations but are available to pay old bills. After the five expired years, the balances are permanently canceled.

For multi-year accounts, appropriations are made available for more than one fiscal year. When the budget authority of multi-year funds expires the balances are treated the same as the balances of annual accounts. The obligated, but not yet paid, portions are carried forward for five fiscal years, after which the balances are permanently canceled.

For no-year accounts, appropriations are made available until the objectives of the program have been achieved. In these instances, unobligated balances are carried forward and become available for new obligations. No-year authority may be canceled by the head of the agency or the President if the purposes for which the funds were provided have been carried out and there has been no disbursement from the authority for two fiscal years. To the extent that balances have been canceled, old bills can be paid from up to one percent of the balances in any unexpired account available for the same purpose as the canceled accounts.

Total unexpended balances will exceed 1.5 trillion dollars by the end of 2009. See Table 1, Summary of Unexpended Balances, for a distribution between Federal and Trust funds for 2007, 2008, and 2009. For a distribution of unexpended balances by agency, see Table 2, Total Unexpended Balances by Agency.

Charts 1 and 2 provide an overview of the projected unexpended balances at the end of 2009.

Chart 1

FY 2009

**Total Unexpended Balances
\$1,528 Billion**

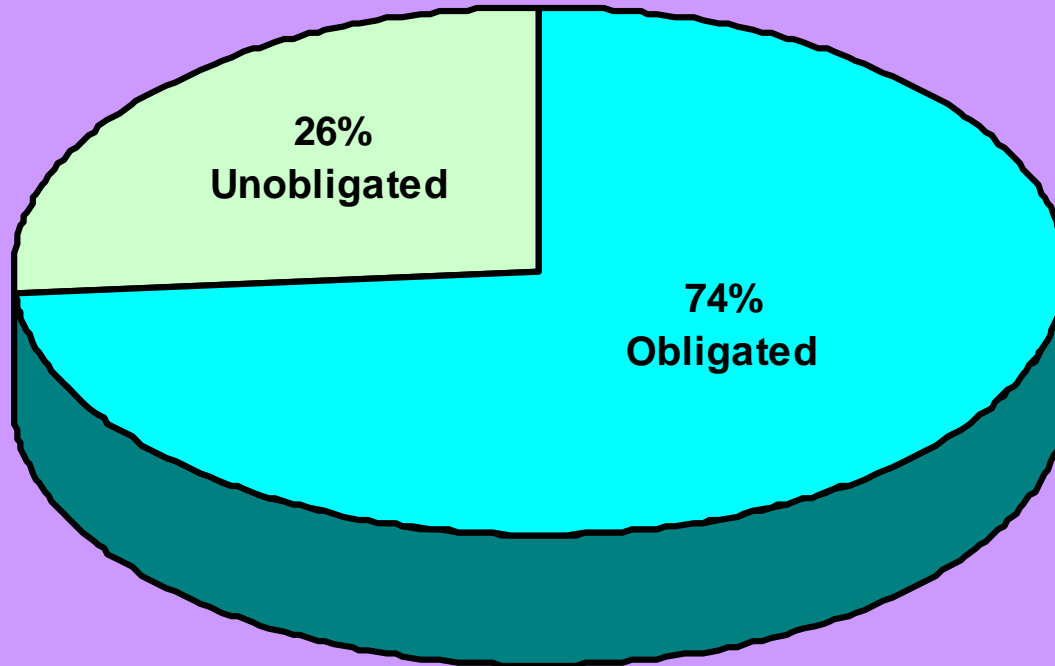
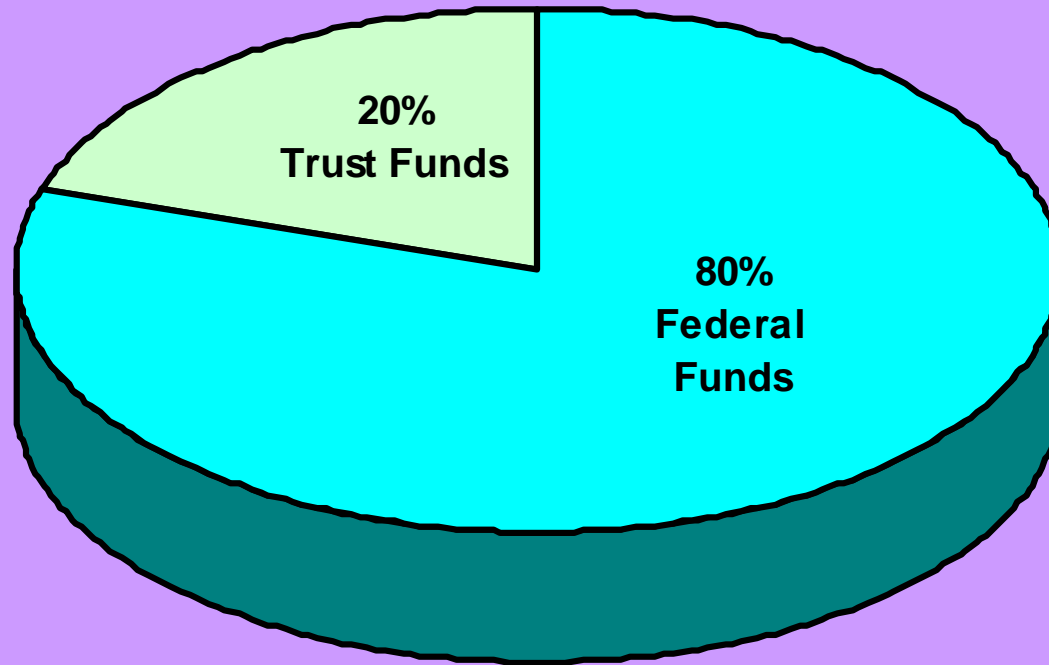


Chart 2

FY 2009

**Unobligated Balances
\$402 Billion**



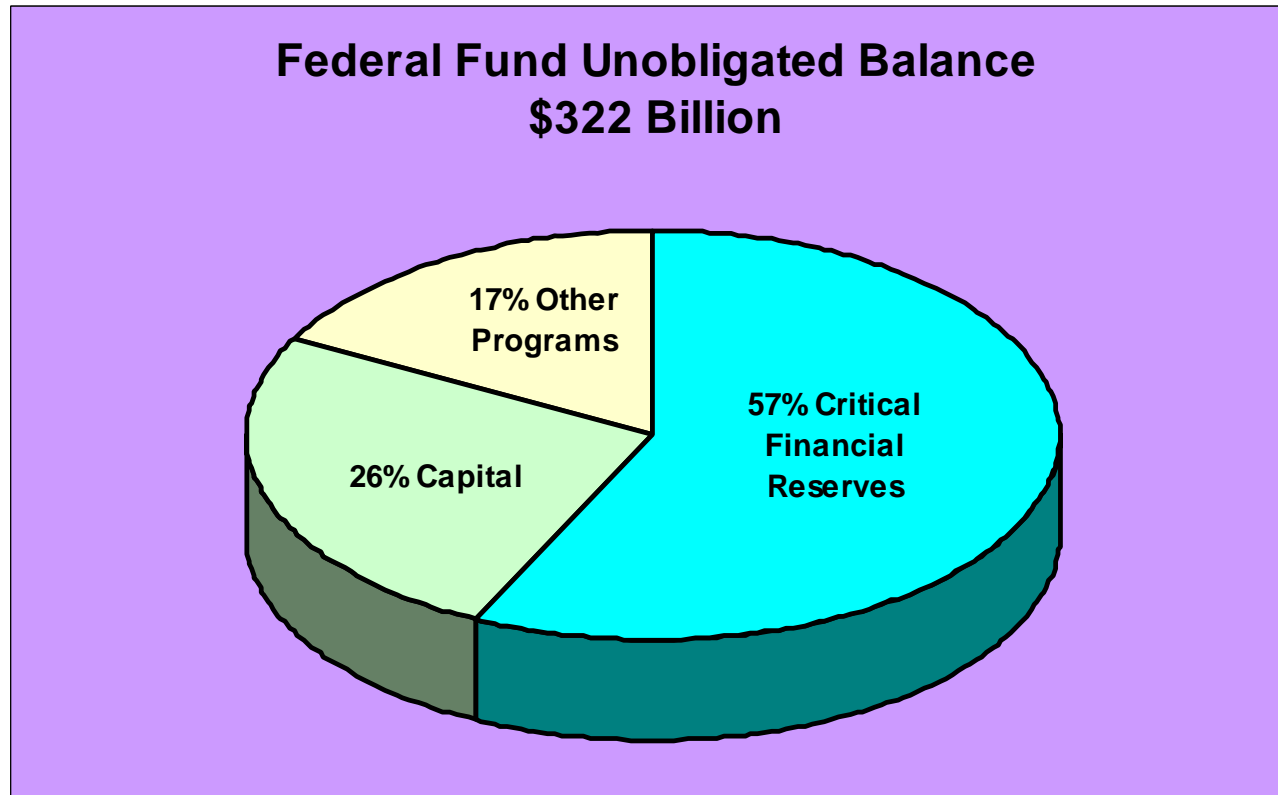
FEDERAL FUND UNOBLIGATED BALANCES

The following chart illustrates the three categories of Federal Fund Unobligated Balances:

- a) Critical Financial Reserves
- b) Capital
- c) Other Programs

Chart 3

FY 2009



(a) Critical Financial Reserves

Fifty-seven (57%) percent of the total federal fund unobligated balances are critical financial reserves. These reserves are further classified as:

- International Monetary Programs;
- Insurance and Other Programs; and
- Credit Liquidating Programs.

International Monetary Programs – These reserves are available to fund United States (U.S.) balance of payment financing needs and to intervene in the foreign exchange market.

The unobligated balances in the U.S. Quota accounts represent amounts that have been transferred from the Department of Treasury and deposited with the International Monetary Fund (IMF) for the U.S. share of its quota to the IMF, in return for international monetary reserves denominated in Special Drawing Rights (SDRs). These reserves are held at the IMF. This is somewhat akin to moving balances from one checking account to another.

Other SDR denominated assets appear as unobligated balances in the Exchange Stabilization Fund (ESF). These SDRs are used in transactions with other members of the IMF in settlement of their obligations to the Fund. The Secretary of the Treasury is also authorized to use the U.S. dollar and foreign currency assets of the ESF to intervene in the foreign exchange market. The principal sources of the ESF's income have been profits on foreign exchange transactions, interest on foreign exchange swap transactions, and interest on investments held by the Fund. The estimated balances in the ESF are subject to considerable variance, as the amount and composition of assets and the interest rate earned on investments can change dramatically.

Foreign currency fluctuation accounts used to protect U.S. government agencies from the negative impact of changes in the foreign exchange market also contain unobligated balances.

Insurance and Other Programs – The Federal government provides insurance in certain areas (notably deposit insurance, pension guarantees, and emergencies) and conducts other programs where there is a natural lag between the time funds are collected and when they are needed. For these kinds of programs, appropriations and other budget authority provide contingency backup, reserves, and debt redemption or funding sources pending sequential events,

such as negotiations with other countries and certification by Congress. The unobligated balances are carried forward to the extent such authority is not used or has not expired under the terms of the appropriations.

Credit Liquidating Programs – Pursuant to the Federal Credit Reform Act of 1990, the cash flows associated with pre-1992 direct loan obligations and loan guarantee commitments are reported on a cash basis in liquidating accounts. Normally, at the end of each year the balances in credit liquidating accounts are returned to the Treasury because the amounts can only be used to liquidate obligations incurred in the year the amounts are collected. The balances that remain are reserves needed to pay claims should there be a default on a loan that was guaranteed before the end of 1991.

(b) Capital

Twenty-six (26%) percent of the total federal fund unobligated balances are for capital. These reserves are further classified as the following:

- Procurement and Construction Programs; and
- Other Revolving Funds.

Procurement and Construction Programs – Budget authority for most major procurement and construction projects covers the entire cost estimated when the projects are initiated, even though work will take place and outlays will be made over a period extending beyond the year for which the budget authority is enacted. For these projects, the unobligated balances are needed to complete the project or program. Basically, these balances reflect the long lead times required for such procurement. Real property projects in this category involve direct Federal government land acquisition and improvement, and construction of facilities.

Other Revolving Funds – Other revolving fund balances exist that do not meet the criteria established for the previous categories. These funds provide goods and services to other Federal government accounts or to the public. The balances in these funds are maintained as working capital to keep the fund revolving.

(c) Other Programs

Seventeen (17%) percent of the total federal fund unobligated balances do not fit either of the previous categories. This category, which is estimated at \$55.3 billion for FY 2009, includes the following:

- \$13.3 billion for research and development programs;
- \$ 9.7 billion for forward funded programs;
- \$ 3.7 billion for major benefit programs;
- \$ 2.8 billion for subsidized housing programs; and
- \$25.7 billion for other miscellaneous programs.

Research and Development Programs – To a large extent, this category includes balances associated with programs authorized to develop, design, test, and evaluate weapons systems and related equipment. It also includes balances attributable to research and development programs concerned with the following: spaceflight; domestic energy sources; and physical, biomedical, and environmental sciences. Multi-year appropriations of budget authority are frequently provided and in some cases balances accumulate in these programs because it may be difficult to determine precisely the time or resources required to meet program objectives.

Forward Funded Programs – This is budget authority that is made available for obligation beginning in the last quarter of a fiscal year for the financing of on-going grant programs during the next fiscal year. The budget authority for such programs is included in the budget totals for the year in which the budget authority is appropriated. Forward funding is often used for education, training, and employment programs so that grants can be made before the beginning of a school year.

Major Benefit Programs – These balances carry over to ensure that social insurance benefit payments are available as stipulated by law.

Subsidized Housing Programs – These balances are for housing programs and homeless assistance grants including public and Indian housing and other assisted housing programs.

Other Miscellaneous Programs – As noted above, Federal fund unobligated balances total \$25.7 billion in the other miscellaneous programs. This category includes the following:

- Legislative Branch - \$1.1 billion
- Judicial Branch - \$.3 billion
- Department of Agriculture - \$1.1 billion
- Department of Defense - \$4.7 billion

- Department of Energy - \$.6 billion
- Department of Health and Human Services - \$1.4 billion
- Department of Homeland Security - \$2.4 billion
- Department of Housing and Urban Development - \$.2 billion
- Department of Interior - \$.4 billion
- Department of Justice - \$.9 billion
- Department of Labor - \$.1 billion
- Department of State - \$2.4 billion
- Department of Transportation - \$.8 billion
- Department of Treasury - \$.8 billion
- Department of Veterans Affairs - \$.1 billion
- Corps of Engineers-Civil Works - \$3.2 billion
- Environmental Protection Agency - \$1.2 billion
- International Assistance Programs - \$3.2 billion
- District of Columbia - \$.1 billion
- Export-Import Bank of the United States - \$.3 billion
- Federal Communications Commission - \$.1 billion
- Nuclear Regulatory Commission - \$.1 billion
- Other agencies - \$.3 billion

For more detail on the \$25.7 billion classified as “Other Miscellaneous Programs” see Table 5, Federal Fund Unobligated Balances, by Agency and Program.

TABLES

FEDERAL AND TRUST FUND SUMMARIES

TABLE 1

SUMMARY OF UNEXPENDED BALANCES

(In millions of dollars)

Description	Balances, end of year		
	2007 actual	2008 estimate	2009 estimate
Federal funds:			
Obligated balances.....	818,521	936,018	856,035
Unobligated balances.....	377,911	323,504	321,534
Total Federal fund unexpended balances....	<u>1,196,432</u>	<u>1,259,522</u>	<u>1,177,569</u>
Trust funds:			
Obligated balances.....	259,739	265,731	270,753
Unobligated balances.....	93,216	91,225	80,083
Total Trust fund unexpended balances.....	<u>352,955</u>	<u>356,956</u>	<u>350,836</u>
Total Federal and trust funds:			
Obligated balances.....	1,078,260	1,201,749	1,126,788
Unobligated balances.....	471,127	414,729	401,617
Total unexpended balances.....	<u>1,549,387</u>	<u>1,616,478</u>	<u>1,528,405</u>

TABLE 2

TOTAL UNEXPENDED BALANCES, BY AGENCY

(In millions of dollars)

Department or other unit	Start 2007		End 2007/ Start 2008		End 2008/ Start 2009		End 2009	
	obligated	unobligated	obligated	unobligated	obligated	unobligated	obligated	unobligated
Legislative Branch	1,228	1,724	1,119	1,797	1,321	1,429	1,151	1,768
Judicial Branch	732	1,061	807	1,133	1,117	1,149	1,040	1,187
Department of Agriculture	26,536	10,923	25,477	14,724	28,356	6,477	28,567	5,454
Department of Commerce	5,452	762	6,735	764	6,617	336	6,343	286
Department of Defense--Military	260,121	65,601	304,092	89,529	408,381	72,677	352,708	65,593
Department of Education	50,211	4,184	50,711	4,099	48,081	4,320	46,446	7,759
Department of Energy	14,098	2,733	15,246	2,596	14,420	1,435	13,653	1,169
Department of Health and Human Services	135,580	34,245	135,696	10,824	139,247	8,380	138,595	3,682
Department of Homeland Security	40,969	15,570	41,004	15,875	47,936	7,688	42,116	9,339
Department of Housing and Urban Development	72,258	43,973	65,396	38,109	57,219	32,756	48,264	34,285
Department of the Interior	7,724	6,081	8,006	5,575	8,563	4,500	8,873	3,523
Department of Justice	10,434	2,587	11,166	2,925	11,111	2,335	8,543	2,080
Department of Labor	6,962	17,741	7,275	17,391	7,377	16,723	5,689	17,350
Department of State	10,377	4,250	12,910	5,174	18,524	3,605	15,442	3,822
Department of Transportation	70,750	46,216	75,010	46,174	76,081	39,834	75,855	26,094
Department of the Treasury	16,584	35,383	16,923	36,192	17,095	38,339	17,037	40,555
Department of Veterans Affairs	8,159	7,734	12,885	9,567	16,265	7,499	17,923	5,220
Corps of Engineers-Civil Works	-955	9,352	1,900	9,625	2,053	7,832	1,200	10,396
Other Defense Civil Programs	3,875	312	4,173	89	4,106	108	4,028	128
Environmental Protection Agency	10,248	2,974	9,240	3,088	9,240	2,973	8,620	2,638
Executive Office of the President	4,340	40	1,551	184	551	31	376	32
General Services Administration	609	6,023	978	5,654	1,586	4,883	2,781	3,405
International Assistance Programs	91,154	35,928	135,474	32,090	138,312	29,952	139,490	30,709
National Aeronautics and Space Administration	7,287	2,124	7,385	2,396	7,992	1,575	7,267	1,763
National Science Foundation	7,620	124	8,108	146	8,154		8,717	
Office of Personnel Management	8,445	43,434	9,039	46,019	8,994	48,430	10,019	51,034
Small Business Administration	1,191	800	502	599	545	200	501	64
Social Security Administration	70,987	1,415	74,442	2,724	77,330	1,887	80,492	625
Other Independent Agencies	34,121	62,825	35,010	66,065	35,175	67,376	35,100	71,657
Allowances							-48	

Department or other unit	Start 2007		End 2007/ Start 2008		End 2008/ Start 2009		End 2009	
	obli- gated	unobli- gated	obli- gated	unobli- gated	obli- gated	unobli- gated	obli- gated	unobli- gated
TOTAL.....	977,097	466,119	1,078,260	471,127	1,201,749	414,729	1,126,788	401,617
MEMORANDUM								
Federal funds.....	762,871	376,109	818,521	377,911	936,018	323,504	856,035	321,534
Trust funds.....	214,226	90,010	259,739	93,216	265,731	91,225	270,753	80,083

FEDERAL FUNDS

TABLE 3

FEDERAL FUND OBLIGATED BALANCES, BY AGENCY

(In millions of dollars)

Department or other unit	Balances, end of year		
	2007 actual	2008 estimate	2009 estimate
Legislative Branch	1,098	1,282	1,094
Judicial Branch	804	1,124	1,063
Department of Agriculture	25,380	28,240	28,423
Department of Commerce	6,735	6,617	6,343
Department of Defense--Military	303,186	407,490	351,833
Department of Education	50,711	48,081	46,446
Department of Energy	15,246	14,420	13,653
Department of Health and Human Services	90,642	94,327	93,506
Department of Homeland Security	40,781	47,680	41,870
Department of Housing and Urban Development	65,394	57,214	48,259
Department of the Interior	7,560	8,101	8,361
Department of Justice	11,138	11,092	8,536
Department of Labor	5,771	5,831	4,675
Department of State	13,053	18,667	15,585
Department of Transportation	13,116	11,017	9,536
Department of the Treasury	16,776	16,928	16,848
Department of Veterans Affairs	11,055	14,448	16,133
Corps of Engineers--Civil Works	1,367	1,522	705
Other Defense Civil Programs	416	417	418
Environmental Protection Agency	7,901	7,845	7,140
Executive Office of the President	1,551	551	376
General Services Administration	977	1,582	2,781
International Assistance Programs	75,501	78,336	79,512
National Aeronautics and Space Administration	7,385	7,992	7,267
National Science Foundation	8,084	8,123	8,686
Office of Personnel Management	755	681	731
Small Business Administration	502	545	501
Social Security Administration	1,943	1,976	2,014
Other Independent Agencies	33,693	33,889	33,788
Allowances			-48
TOTAL.....	818,521	936,018	856,035

TABLE 4

FEDERAL FUND UNOBLIGATED BALANCES, BY AGENCY

(In millions of dollars)

Department or other unit	Balances, end of year		
	2007 actual	2008 estimate	2009 estimate
Legislative Branch	1,730	1,377	1,732
Judicial Branch	404	384	373
Department of Agriculture	14,352	6,159	5,162
Department of Commerce	764	336	286
Department of Defense--Military	89,437	72,586	65,502
Department of Education	4,099	4,320	7,759
Department of Energy	2,595	1,434	1,168
Department of Health and Human Services	10,722	8,278	3,580
Department of Homeland Security	15,827	7,661	9,312
Department of Housing and Urban Development	38,106	32,756	34,285
Department of the Interior	5,208	4,199	3,208
Department of Justice	2,876	2,275	2,012
Department of Labor	17,387	16,719	17,344
Department of State	5,093	3,524	3,741
Department of Transportation	5,007	2,737	2,672
Department of the Treasury	35,524	37,663	39,876
Department of Veterans Affairs	7,834	5,771	3,500
Corps of Engineers--Civil Works	9,115	7,340	9,926
Other Defense Civil Programs	24	41	57
Environmental Protection Agency	1,825	1,667	1,409
Executive Office of the President	184	31	32
General Services Administration	5,651	4,883	3,405
International Assistance Programs	32,076	29,937	30,693
National Aeronautics and Space Administration	2,393	1,572	1,760
National Science Foundation	115		
Office of Personnel Management	659	663	665
Small Business Administration	599	200	64
Social Security Administration	2,515	1,885	623
Other Independent Agencies	65,790	67,106	71,388
Allowances			
TOTAL.....	377,911	323,504	321,534

TABLE 5

FEDERAL FUND UNOBLIGATED BALANCES, BY AGENCY and PROGRAM

(In millions of dollars)

Program	Balances, end of year		
	2007 actual	2008 estimate	2009 estimate
<u>AGENCY: Legislative Branch</u>			
CRITICAL FINANCIAL RESERVES			
INTERNATIONAL MONETARY PROGRAMS			
House Revolving Funds	26	26	26
INTERNATIONAL MONETARY PROGRAMS Subtotal.....	26	26	26
TOTAL, CRITICAL FINANCIAL RESERVES.....	26	26	26
CAPITAL			
PROCUREMENT AND CONSTRUCTION PROGRAMS			
Salaries [Capitol Police]	7	2	2
Capitol Building	27	20	20
Capitol Grounds	1	1	1
Senate Office Buildings	26	30	25
House Office Buildings	39	38	43
Capitol Power Plant	54	38	142
Library Buildings and Grounds	20	13	9
Capitol Visitor Center	63	42	42
Capitol Police Buildings and Grounds	8	7	10
Judiciary Office Building Development and Operations Fund	10	10	12
PROCUREMENT AND CONSTRUCTION PROGRAMS Subtotal.....	255	201	306
OTHER REVOLVING FUNDS			
Cooperative Acquisitions Program Revolving Fund	3	3	3
Gift Shop, Decimal Classification, Photo Duplication, and Relate	1	1	1
Fedlink Program and Federal Research Program	7	7	7
Government Printing Office Revolving Fund	61	128	264
OTHER REVOLVING FUNDS Subtotal.....	72	139	275
TOTAL, CAPITAL.....	327	340	581
OTHER PROGRAMS			
OTHER MISCELLANEOUS PROGRAMS			
Congressional Use of Foreign Currency, Senate	8	9	11
Senate Items	1	1	1
Salaries and Expenses [House of Representatives]	116	116	116
Congressional Use of Foreign Currency, House of Representatives	33	33	33

TABLE 5

FEDERAL FUND UNOBLIGATED BALANCES, BY AGENCY and PROGRAM

(In millions of dollars)

Program	Balances, end of year		
	2007 actual	2008 estimate	2009 estimate
Security Enhancements	1	---	---
General Expenses	32	17	17
General Administration	2	3	3
Botanic Garden	1	1	1
Salaries and Expenses, Library of Congress [Library of Congress]	26	18	9
Copyright Office: Salaries and Expenses	8	8	8
Books for the Blind and Physically Handicapped: Salaries and Exp	15	15	15
Payments to Copyright Owners	1,124	776	895
Salaries and Expenses [Government Accountability Office]	3	7	10
United States-China Economic and Security Review Commission	1	1	1
Commission on International Religious Freedom	1	1	1
Other Legislative Branch Boards and Commissions	5	5	4
OTHER MISCELLANEOUS PROGRAMS Subtotal.....	1,377	1,011	1,125
TOTAL, OTHER PROGRAMS.....	1,377	1,011	1,125
** AGENCY TOTAL, ALL PROGRAMS **	1,730	1,377	1,732
<u>AGENCY: Judicial Branch</u>			
CAPITAL			
PROCUREMENT AND CONSTRUCTION PROGRAMS			
Care of the Building and Grounds	39	33	31
Judiciary Information Technology Fund	67	67	67
PROCUREMENT AND CONSTRUCTION PROGRAMS Subtotal.....	106	100	98
TOTAL, CAPITAL.....	106	100	98
OTHER PROGRAMS			
OTHER MISCELLANEOUS PROGRAMS			
Salaries and Expenses [Courts of Appeals, District Courts, and o	6	5	5
Defender Services	12	9	---
Court Security	10	---	---
Judiciary Filing Fees	269	269	269
Salaries and Expenses [United States Sentencing Commission]	1	1	1
OTHER MISCELLANEOUS PROGRAMS Subtotal.....	298	284	275
TOTAL, OTHER PROGRAMS.....	298	284	275
** AGENCY TOTAL, ALL PROGRAMS **	404	384	373

TABLE 5

FEDERAL FUND UNOBLIGATED BALANCES, BY AGENCY and PROGRAM

(In millions of dollars)

Program	Balances, end of year		
	2007 actual	2008 estimate	2009 estimate
<u>AGENCY: Department of Agriculture</u>			
CRITICAL FINANCIAL RESERVES			
CREDIT LIQUIDATING PROGRAMS			
Agricultural Credit Insurance Fund Liquidating Account	14	---	---
Commodity Credit Corporation Guaranteed Loans Liquidating Account	6	---	---
Rural Development Insurance Fund Liquidating Account	26	---	---
Rural Electrification and Telecommunications Liquidating Account	700	430	200
Expenses, Public Law 480, Foreign Assistance Programs, Agriculture	75	---	---
CREDIT LIQUIDATING PROGRAMS Subtotal.....	821	430	200
INSURANCE AND OTHER PROGRAMS			
Federal Crop Insurance Corporation Fund	2,260	641	641
Emergency Conservation Program	129	46	20
Special Supplemental Nutrition Program for Women, Infants, and C	108	---	---
Wildland Fire Management	90	60	---
INSURANCE AND OTHER PROGRAMS Subtotal.....	2,587	747	661
TOTAL, CRITICAL FINANCIAL RESERVES.....	3,408	1,177	861
CAPITAL			
PROCUREMENT AND CONSTRUCTION PROGRAMS			
Common Computing Environment	31	---	---
Buildings and Facilities	163	105	6
Buildings and Facilities	10	5	8
Watershed Rehabilitation Program	2	---	65
Resource Conservation and Development	1	1	1
Capital Improvement and Maintenance	105	75	9
Range Betterment Fund	1	---	---
Land Acquisition	48	29	23
PROCUREMENT AND CONSTRUCTION PROGRAMS Subtotal.....	361	215	112
OTHER REVOLVING FUNDS			
Working Capital Fund [Executive Operations]	88	23	4
Limitation on Inspection and Weighing Services Expenses	6	6	6
Farm Storage Facility Loans Program Account	1	1	1
Commodity Credit Corporation Fund	1,039	---	---
Alternative Agricultural Research and Commercialization Corporat	1	1	1
Working Capital Fund [Forest Service]	97	97	97

TABLE 5

FEDERAL FUND UNOBLIGATED BALANCES, BY AGENCY and PROGRAM

(In millions of dollars)

Program	Balances, end of year		
	2007 actual	2008 estimate	2009 estimate
OTHER REVOLVING FUNDS Subtotal.....	1,232	128	109
TOTAL, CAPITAL.....	1,593	343	221
OTHER PROGRAMS			
SUBSIDIZED HOUSING PROGRAMS			
Rural Housing Assistance Grants	37	---	---
Farm Labor Program Account	14	---	---
Multifamily Housing Revitalization Program Account	26	21	1
Mutual and Self-help Housing Grants	2	1	1
Rural Housing Insurance Fund Program Account	34	---	---
SUBSIDIZED HOUSING PROGRAMS Subtotal.....	113	22	2
RESEARCH AND DEVELOPMENT PROGRAMS			
Salaries and Expenses [Agricultural Research Service]	2	---	---
Research and Education Activities	115	7	5
Buildings and Facilities	1	1	1
Integrated Activities	1	---	---
Biomass Research and Development	14	---	---
Forest and Rangeland Research	25	14	---
RESEARCH AND DEVELOPMENT PROGRAMS Subtotal.....	158	22	6
MAJOR BENEFIT PROGRAMS			
Food Stamp Program	3,037	3,020	3,016
MAJOR BENEFIT PROGRAMS Subtotal.....	3,037	3,020	3,016
OTHER MISCELLANEOUS PROGRAMS			
Office of the Secretary	13	10	10
Agriculture Buildings and Facilities and Rental Payments	6	6	6
Hazardous Materials Management	2	---	---
Office of the Inspector General [Office of the Inspector General	7	5	10
National Agricultural Statistics Service	2	2	2
Salaries and Expenses [Animal and Plant Health Inspection Service]	305	258	212
Salaries and Expenses [Food Safety and Inspection Service]	22	16	12
Marketing Services	27	27	28
Payments to States and Possessions	8	---	---
Perishable Agricultural Commodities Act Fund	14	11	8
Funds for Strengthening Markets, Income, and Supply (section 32)	500	---	---
Salaries and Expenses [Farm Service Agency]	81	---	---
Agricultural Credit Insurance Fund Program Account	7	2	2
Commodity Credit Corporation Export Loans Program Account	183	188	188

TABLE 5

FEDERAL FUND UNOBLIGATED BALANCES, BY AGENCY and PROGRAM

(In millions of dollars)

Program	Balances, end of year		
	2007 actual	2008 estimate	2009 estimate
USDA Disaster Assistance	2,800	---	---
Conservation Operations	27	5	4
Watershed and Flood Prevention Operations	182	---	---
Wetlands Reserve Program	2	2	2
Great Plains Conservation Program	1	1	1
Water Bank Program	1	1	1
Wildlife Habitat Incentives Program	9	9	9
Forestry Incentives Program	6	6	6
Rural Community Advancement Program	141	---	---
Salaries and Expenses [Rural Development]	5	---	---
Rural Electrification and Telecommunications Loans Program Account	7	7	7
Distance Learning, Telemedicine, and Broadband Program	16	6	---
High Energy Cost Grants	21	---	---
Rural Empowerment Zones and Enterprise Communities Grants	3	---	---
Rural Cooperative Development Grants	2	1	1
Rural Economic Development Grants	42	40	24
Public Law 480 Title I Ocean Freight Differential Grants	20	---	---
Public Law 480 Title I Direct Credit and Food for Progress Program	10	---	---
Public Law 480 Title II Grants	270	110	110
Salaries and Expenses [Foreign Agricultural Service]	27	23	19
McGovern-Dole International Food for Education and Child Nutrition Programs	1	1	1
Commodity Assistance Program	2	1	---
Child Nutrition Programs	252	257	3
State and Private Forestry	51	17	---
National Forest System	167	99	1
Stewardship Contracting Product Sales	3	2	1
Forest Service Permanent Appropriations	798	462	388
OTHER MISCELLANEOUS PROGRAMS Subtotal.....	6,043	1,575	1,056
TOTAL, OTHER PROGRAMS.....	9,351	4,639	4,080
** AGENCY TOTAL, ALL PROGRAMS **	14,352	6,159	5,162

AGENCY: Department of Commerce

CRITICAL FINANCIAL RESERVES

CREDIT LIQUIDATING PROGRAMS

Economic Development Revolving Fund Liquidating Account

2

CREDIT LIQUIDATING PROGRAMS Subtotal.....

2

INSURANCE AND OTHER PROGRAMS

Fisheries Finance Program Account

3

4

4

TABLE 5

FEDERAL FUND UNOBLIGATED BALANCES, BY AGENCY and PROGRAM

(In millions of dollars)

Program	Balances, end of year		
	2007 actual	2008 estimate	2009 estimate
INSURANCE AND OTHER PROGRAMS Subtotal.....	3	4	4
TOTAL, CRITICAL FINANCIAL RESERVES.....	5	4	4
CAPITAL			
PROCUREMENT AND CONSTRUCTION PROGRAMS			
Procurement, Acquisition and Construction	37	---	2
Construction of Research Facilities	17	---	---
Information Infrastructure Grants	2	---	---
PROCUREMENT AND CONSTRUCTION PROGRAMS Subtotal.....	56	---	2
OTHER REVOLVING FUNDS			
Working Capital Fund [Departmental Management]	5	---	---
Census Working Capital Fund	152	127	127
Economics and Statistics Administration Revolving Fund	2	2	2
Damage Assessment and Restoration Revolving Fund	25	---	---
Limited Access System Administration Fund	11	---	---
NTIS Revolving Fund	9	10	10
Working Capital Fund [National Institute of Standards and Techno	141	141	140
OTHER REVOLVING FUNDS Subtotal.....	345	280	279
TOTAL, CAPITAL.....	401	280	281
OTHER PROGRAMS			
RESEARCH AND DEVELOPMENT PROGRAMS			
Operations, Research, and Facilities	163	---	---
Scientific and Technical Research and Services	9	---	---
RESEARCH AND DEVELOPMENT PROGRAMS Subtotal.....	172	---	---
OTHER MISCELLANEOUS PROGRAMS			
Salaries and Expenses [Departmental Management]	7	---	---
Emergency Steel, Oil, and Gas Guaranteed Loan Program Account	49	49	---
Franchise Fund	3	2	---
Salaries and Expenses [Economic Development Administration]	3	---	---
Economic Development Assistance Programs	9	---	---
Periodic Censuses and Programs	2	---	---
Salaries and Expenses [Economic and Statistical Analysis]	1	---	---
Operations and Administration [International Trade Administratio	7	---	---
Operations and Administration [Bureau of Industry and Security]	4	---	---
Fishermen's Contingency Fund	1	1	1

TABLE 5

FEDERAL FUND UNOBLIGATED BALANCES, BY AGENCY and PROGRAM

(In millions of dollars)

Program	Balances, end of year		
	2007 actual	2008 estimate	2009 estimate
Environmental Improvement and Restoration Fund	9	---	---
Salaries and Expenses [U.S. Patent and Trademark Office]	29	---	---
Industrial Technology Services	20	---	---
Salaries and Expenses [National Telecommunications and Informati	25	---	---
Public Telecommunications Facilities, Planning and Construction	3	---	---
Digital Television Transition and Public Safety Fund	14	---	---
OTHER MISCELLANEOUS PROGRAMS Subtotal.....	186	52	1
TOTAL, OTHER PROGRAMS.....	358	52	1
** AGENCY TOTAL, ALL PROGRAMS **	764	336	286
<u>AGENCY: Department of Defense--Military</u>			
CRITICAL FINANCIAL RESERVES			
INTERNATIONAL MONETARY PROGRAMS			
Foreign Currency Fluctuations	644	644	644
Foreign Currency Fluctuations, Construction	1	1	1
INTERNATIONAL MONETARY PROGRAMS Subtotal.....	645	645	645
INSURANCE AND OTHER PROGRAMS			
Former Soviet Union Threat Reduction Account	58	201	195
INSURANCE AND OTHER PROGRAMS Subtotal.....	58	201	195
TOTAL, CRITICAL FINANCIAL RESERVES.....	703	846	840
CAPITAL			
PROCUREMENT AND CONSTRUCTION PROGRAMS			
Environmental Restoration, Formerly Used Defense Sites	7	7	7
Mine Resistant Ambush Protected Vehicle Fund	---	4,207	4,207
Procurement, Defense-wide	1,457	1,355	1,080
Rapid Acquisition Fund	---	---	31
National Guard and Reserve Equipment	1,390	942	292
Defense Production Act Purchases	41	40	34
Coastal Defense Augmentation	1	1	1
Chemical Agents and Munitions Destruction, Army	151	63	18
Procurement, Marine Corps	2,667	1,569	461
Aircraft Procurement, Navy	3,348	3,648	3,008
Weapons Procurement, Navy	848	613	570
Procurement of Ammunition, Navy and Marine Corps	161	220	176
Shipbuilding and Conversion, Navy	7,238	9,794	9,707

TABLE 5

FEDERAL FUND UNOBLIGATED BALANCES, BY AGENCY and PROGRAM

(In millions of dollars)

Program	Balances, end of year		
	2007 actual	2008 estimate	2009 estimate
Other Procurement, Navy	1,769	1,431	949
Aircraft Procurement, Army	1,580	1,440	1,072
Missile Procurement, Army	301	517	500
Procurement of Weapons and Tracked Combat Vehicles, Army	1,136	2,535	1,346
Procurement of Ammunition, Army	877	1,025	845
Other Procurement, Army	8,008	5,045	2,306
Joint Improvised Explosive Device Defeat Fund	1,171	---	---
Aircraft Procurement, Air Force	5,755	4,843	4,165
Procurement of Ammunition, Air Force	225	265	268
Missile Procurement, Air Force	778	1,217	1,625
Other Procurement, Air Force	5,598	5,544	5,096
Chemical Demilitarization Construction, Defense-wide	34	124	247
Military Construction, Defense-wide	764	900	1,049
North Atlantic Treaty Organization Security Investment Program	34	34	34
Military Construction, Navy and Marine Corps	1,317	1,191	1,224
Military Construction, Naval Reserve	61	34	22
Military Construction, Army	3,617	2,350	1,981
Military Construction, Army National Guard	248	290	317
Military Construction, Army Reserve	54	58	96
Military Construction, Air Force	666	616	510
Military Construction, Air Force Reserve	35	24	20
Military Construction, Air National Guard	52	215	167
Family Housing Construction, Army	237	159	267
Family Housing Construction, Navy and Marine Corps	47	89	237
Family Housing Construction, Air Force	1,631	951	742
Family Housing Construction, Defense-Wide	9	8	8
Army Conventional Ammunition Working Capital Fund	5	2	2
National Defense Stockpile Transaction Fund	1,465	1,477	168
PROCUREMENT AND CONSTRUCTION PROGRAMS Subtotal.....	54,783	54,843	44,855
OTHER REVOLVING FUNDS			
Emergency Response	12	12	12
Homeowners Assistance Fund	8	8	5
National Defense Sealift Fund	1,099	1,099	1,099
Defense Working Capital Fund, Army	2,515	1,145	892
Working Capital Fund, Navy	1,525	802	786
Working Capital Fund, Air Force	2,203	2,372	3,184
Working Capital Fund, Defense Commissary Agency	1	7	13
Working Capital Fund, Defense Wide	575	352	438
Buildings Maintenance Fund	23	23	23
Pentagon Reservation Maintenance Revolving Fund	58	42	42
General Fund Payment, Surcharge Collections, Sales of Commissary	11	11	11

TABLE 5

FEDERAL FUND UNOBLIGATED BALANCES, BY AGENCY and PROGRAM

(In millions of dollars)

Program	Balances, end of year		
	2007 actual	2008 estimate	2009 estimate
OTHER REVOLVING FUNDS Subtotal.....	8,030	5,873	6,505
TOTAL, CAPITAL.....	62,813	60,716	51,360
OTHER PROGRAMS			
RESEARCH AND DEVELOPMENT PROGRAMS			
Drug Interdiction and Counter-drug Activities	116	---	1
Research, Development, Test, and Evaluation, Defense-wide	3,807	2,385	2,404
Operational Test and Evaluation	12	12	13
Research, Development, Test, and Evaluation, Navy	2,309	1,308	1,389
Research, Development, Test, and Evaluation, Army	2,565	1,715	1,513
Tanker Replacement Transfer Fund, Air Force	90	90	90
Research, Development, Test, and Evaluation, Air Force	3,377	3,112	3,164
RESEARCH AND DEVELOPMENT PROGRAMS Subtotal.....	12,276	8,622	8,574
OTHER MISCELLANEOUS PROGRAMS			
Operation and Maintenance, Defense-wide	538	2	2
Office of the Inspector General [Operation and Maintenance]	1	1	2
Overseas Contingency Operations Transfer Account	10	10	10
Defense Health Program	1,570	310	2,646
Iraq Freedom Fund	231	---	---
The Department of Defense Environmental Restoration Accounts	10	10	10
Overseas Humanitarian, Disaster and Civic Aid	49	35	28
Emergency Response Fund	143	143	143
Support for International Sporting Competitions	22	22	22
Operation and Maintenance, Navy	21	3	2
Operation and Maintenance, Army	252	2	1
Operation and Maintenance, Army National Guard	1	---	1
Operation and Maintenance, Army Reserve	---	1	---
Afghanistan Security Forces Fund	4,787	---	---
Iraq Security Forces Fund	3,783	---	---
Operation and Maintenance, Air Force	2	---	1
Operation and Maintenance, Air Force Reserve	2	3	3
Disposal of Department of Defense Real Property	29	29	29
Lease of Department of Defense Real Property	35	35	35
Overseas Military Facility Investment Recovery	3	3	3
Miscellaneous Special Funds [Operation and Maintenance]	24	11	11
Iraq Relief and Reconstruction Fund, Army	31	31	31
Operating Expenses of the Coalition Provisional Authority	36	---	---
Base Realignment and Closure Account	392	237	309
Base Realignment and Closure Account 2005	1,320	1,320	1,321

TABLE 5

FEDERAL FUND UNOBLIGATED BALANCES, BY AGENCY and PROGRAM

(In millions of dollars)

Program	Balances, end of year		
	2007 actual	2008 estimate	2009 estimate
Family Housing Operation and Maintenance, Air Force	---	1	---
Department of Defense Family Housing Improvement Fund	353	193	118
OTHER MISCELLANEOUS PROGRAMS Subtotal.....	13,645	2,402	4,728
TOTAL, OTHER PROGRAMS.....	25,921	11,024	13,302
** AGENCY TOTAL, ALL PROGRAMS **	89,437	72,586	65,502
<u>AGENCY: Department of Education</u>			
CRITICAL FINANCIAL RESERVES			
CREDIT LIQUIDATING PROGRAMS			
Federal Family Education Loan Liquidating Account	190	---	---
Federal Student Loan Reserve Fund	1,105	1,247	1,416
CREDIT LIQUIDATING PROGRAMS Subtotal.....	1,295	1,247	1,416
TOTAL, CRITICAL FINANCIAL RESERVES.....	1,295	1,247	1,416
OTHER PROGRAMS			
FORWARD FUNDED PROGRAMS			
Education for the Disadvantaged	265	---	---
School Improvement Programs	63	---	---
Safe Schools and Citizenship Education	10	---	---
Special Education	79	---	---
Student Financial Assistance	2,190	3,031	6,302
Institute of Education Sciences	4	---	---
FORWARD FUNDED PROGRAMS Subtotal.....	2,611	3,031	6,302
OTHER MISCELLANEOUS PROGRAMS			
Impact Aid	3	20	19
English Language Acquisition	10	---	---
Career, Technical and Adult Education	132	---	---
Higher Education	13	12	12
Howard University	4	4	4
Federal Direct Student Loan Program Program Account	28	3	3
Program Administration	3	3	3
OTHER MISCELLANEOUS PROGRAMS Subtotal.....	193	42	41
TOTAL, OTHER PROGRAMS.....	2,804	3,073	6,343
** AGENCY TOTAL, ALL PROGRAMS **	4,099	4,320	7,759

TABLE 5

FEDERAL FUND UNOBLIGATED BALANCES, BY AGENCY and PROGRAM

(In millions of dollars)

Program	Balances, end of year		
	2007 actual	2008 estimate	2009 estimate
AGENCY: Department of Energy			
CAPITAL			
PROCUREMENT AND CONSTRUCTION PROGRAMS			
Strategic Petroleum Reserve	14	---	1
Clean Coal Technology	75	17	17
Nuclear Energy	---	116	---
Isotope Production and Distribution Program Fund	13	13	13
Nuclear Waste Disposal	3	---	---
Northeast Home Heating Oil Reserve	1	---	---
Departmental Administration	50	---	---
PROCUREMENT AND CONSTRUCTION PROGRAMS Subtotal.....	156	146	31
OTHER REVOLVING FUNDS			
Bonneville Power Administration Fund	45	62	73
Colorado River Basins Power Marketing Fund, Western Area Power A	84	84	84
Working Capital Fund [Departmental Administration]	27	20	20
OTHER REVOLVING FUNDS Subtotal.....	156	166	177
TOTAL, CAPITAL.....	312	312	208
OTHER PROGRAMS			
RESEARCH AND DEVELOPMENT PROGRAMS			
Weapons Activities	164	22	22
Naval Reactors	6	---	---
Other Defense Activities	42	---	116
Fossil Energy Research and Development	463	406	163
Science	15	15	15
Energy Supply and Conservation	166	---	---
Electricity Delivery and Energy Reliability	---	2	2
Ultra-deepwater and Unconventional Natural Gas and Other Petrole	7	14	14
RESEARCH AND DEVELOPMENT PROGRAMS Subtotal.....	863	459	332
OTHER MISCELLANEOUS PROGRAMS			
Defense Nuclear Nonproliferation	428	1	1
Office of the Administrator	15	8	4
Pajarito Plateau Homesteaders Compensation Fund	1	1	1
Defense Environmental Cleanup	103	---	---

TABLE 5

FEDERAL FUND UNOBLIGATED BALANCES, BY AGENCY and PROGRAM

(In millions of dollars)

Program	Balances, end of year		
	2007 actual	2008 estimate	2009 estimate
Federal Energy Regulatory Commission	4	4	4
Energy Information Administration	1	---	---
Naval Petroleum and Oil Shale Reserves	13	6	---
SPR Petroleum Account	593	593	593
Non-defense Environmental Cleanup	3	---	---
Uranium Enrichment Decontamination and Decommissioning Fund	1	---	---
Uranium Sales and Remediation	43	---	---
Operation and Maintenance, Southwestern Power Administration	8	5	5
Construction, Rehabilitation, Operation and Maintenance, Western	205	44	19
Emergency Fund, Western Area Power Administration	1	1	1
Office of the Inspector General [Departmental Administration]	1	---	---
OTHER MISCELLANEOUS PROGRAMS Subtotal.....	1,420	663	628
TOTAL, OTHER PROGRAMS.....	2,283	1,122	960
** AGENCY TOTAL, ALL PROGRAMS **	2,595	1,434	1,168

AGENCY: Department of Health and Human Services

CRITICAL FINANCIAL RESERVES

CREDIT LIQUIDATING PROGRAMS

Health Resources and Services	91	72	40
Health Education Assistance Loans Liquidating Account	3	---	---
CREDIT LIQUIDATING PROGRAMS Subtotal.....	94	72	40

INSURANCE AND OTHER PROGRAMS

Low Income Home Energy Assistance	20	20	20
Contingency Fund	1,748	1,490	1,217
INSURANCE AND OTHER PROGRAMS Subtotal.....	1,768	1,510	1,237
TOTAL, CRITICAL FINANCIAL RESERVES.....	1,862	1,582	1,277

CAPITAL

PROCUREMENT AND CONSTRUCTION PROGRAMS

Indian Health Facilities	247	247	247
National Institutes of Health	404	403	403
PROCUREMENT AND CONSTRUCTION PROGRAMS Subtotal.....	651	650	650

OTHER REVOLVING FUNDS

Revolving Fund for Certification and Other Services	2	2	2
HHS Service and Supply Fund	111	111	111

TABLE 5

FEDERAL FUND UNOBLIGATED BALANCES, BY AGENCY and PROGRAM

(In millions of dollars)

Program	Balances, end of year		
	2007 actual	2008 estimate	2009 estimate
OTHER REVOLVING FUNDS Subtotal.....	113	113	113
TOTAL, CAPITAL.....	764	763	763
OTHER PROGRAMS			
RESEARCH AND DEVELOPMENT PROGRAMS			
Healthcare Research and Quality	10	10	10
RESEARCH AND DEVELOPMENT PROGRAMS Subtotal.....	10	10	10
MAJOR BENEFIT PROGRAMS			
Vaccine Injury Compensation	7	7	7
Grants to States for Medicaid	4,008	4,141	---
Medicare Advantage Stabilization Fund	24	59	107
MAJOR BENEFIT PROGRAMS Subtotal.....	4,039	4,207	114
OTHER MISCELLANEOUS PROGRAMS			
Salaries and Expenses [Food and Drug Administration]	134	160	157
Indian Health Services	182	182	182
Disease Control, Research, and Training	418	418	419
Toxic Substances and Environmental Public Health, Agency for Tox Program Management	1 207	1 99	1 99
State Children's Health Insurance Fund	34	141	141
State Grants and Demonstrations	759	637	386
Payments to States for Child Support Enforcement and Family Supp	142	---	---
Refugee and Entrant Assistance	42	40	---
Social Services Block Grant	4	4	4
Children and Families Services Programs	8	7	7
Children's Research and Technical Assistance	3	---	---
Public Health and Social Services Emergency Fund	2,088	10	10
General Departmental Management	1	1	1
Office of the Inspector General [Office of the Inspector General	24	16	9
OTHER MISCELLANEOUS PROGRAMS Subtotal.....	4,047	1,716	1,416
TOTAL, OTHER PROGRAMS.....	8,096	5,933	1,540
** AGENCY TOTAL, ALL PROGRAMS **	10,722	8,278	3,580

AGENCY: Department of Homeland Security

CAPITAL

TABLE 5

FEDERAL FUND UNOBLIGATED BALANCES, BY AGENCY and PROGRAM

(In millions of dollars)

Program	Balances, end of year		
	2007 actual	2008 estimate	2009 estimate
PROCUREMENT AND CONSTRUCTION PROGRAMS			
Acquisition, Construction, Improvements, and Related Expenses	2	2	2
Aviation Security	606	1,101	1,351
Transportation Threat Assessment and Credentialing	17	17	17
Acquisition, Construction, Improvements and Related Expenses - F	44	5	---
Automation Modernization, Immigration and Customs Enforcement	29	29	29
Construction [Immigration and Customs Enforcement]	25	25	25
Automation Modernization, Customs and Border Protection	69	---	---
Construction, Customs and Border Protection	78	---	---
Border Security Fencing, Infrastructure, and Technology	737	---	---
Air and Marine Interdiction, Operations, Maintenance, and Procur	290	---	---
Acquisition, Construction, and Improvements	824	120	---
Disaster Relief	4,391	530	---
Systems Acquisition	164	26	38
PROCUREMENT AND CONSTRUCTION PROGRAMS Subtotal.....	7,276	1,855	1,462
OTHER REVOLVING FUNDS			
Working Capital Fund [Departmental Management and Operations]	9	7	11
Refunds, Transfers, and Expenses of Operation, Puerto Rico	6	6	6
Supply Fund	13	13	13
Yard Fund	91	91	91
National Flood Insurance Fund	3,015	3,111	3,093
OTHER REVOLVING FUNDS Subtotal.....	3,134	3,228	3,214
TOTAL, CAPITAL.....	10,410	5,083	4,676
OTHER PROGRAMS			
RESEARCH AND DEVELOPMENT PROGRAMS			
Research, Development, Test, and Evaluation	3	1	2
Biodefense Countermeasures	1,432	432	2,175
Operations, Management and Administration	23	---	---
Research, Development, and Operations	53	33	34
RESEARCH AND DEVELOPMENT PROGRAMS Subtotal.....	1,511	466	2,211
MAJOR BENEFIT PROGRAMS			
Retired Pay	10	---	---
MAJOR BENEFIT PROGRAMS Subtotal.....	10	---	---
OTHER MISCELLANEOUS PROGRAMS			
Departmental Operations	21	---	---
Counterterrorism Fund	6	---	---

TABLE 5

FEDERAL FUND UNOBLIGATED BALANCES, BY AGENCY and PROGRAM

(In millions of dollars)

Program	Balances, end of year		
	2007 actual	2008 estimate	2009 estimate
Office of the Chief Information Officer	98	1	1
Analysis and Operations	32	---	---
Operating Expenses [Office of the Inspector General]	11	---	---
Citizenship and Immigration Services	832	848	866
Salaries and Expenses [United States Secret Service]	41	41	42
Federal Air Marshals	10	10	10
Surface Transportation Security	3	3	3
Transportation Security Support	24	24	24
Salaries and Expense, Federal Law Enforcement Training Center [F	21	22	22
Immigration and Customs Enforcement	163	432	744
Federal Protective Service	224	224	224
Salaries and Expenses, Customs and Border Protection [Customs an	1,070	200	200
Operating Expenses [United States Coast Guard]	---	---	1
Environmental Compliance and Restoration	3	---	---
Office of Health Affairs	8	8	8
United States Visitor and Immigrant Status Indicator Technology	243	72	72
Infrastructure Protection and Information Security	83	83	83
State and Local Programs	84	---	---
Firefighter Assistance Grants	475	---	---
Mitigation Grants	1	---	---
Disaster Assistance Direct Loan Program Account	11	7	7
Readiness, Mitigation, Response, and Recovery	4	---	---
Administrative and Regional Operations	43	---	---
Radiological Emergency Preparedness Program	6	60	115
National Pre-disaster Mitigation Fund	64	---	---
National Flood Mitigation Fund	12	---	---
Cerro Grande Fire Claims	9	9	---
Flood Map Modernization Fund	4	1	1
Research, Development, Acquisitions and Operations	288	65	---
Operating Expenses [Information Analysis and Infrastructure Prot	2	2	2
OTHER MISCELLANEOUS PROGRAMS Subtotal.....	3,896	2,112	2,425
TOTAL, OTHER PROGRAMS.....	5,417	2,578	4,636
** AGENCY TOTAL, ALL PROGRAMS **	15,827	7,661	9,312

AGENCY: Department of Housing and Urban Development

CRITICAL FINANCIAL RESERVES

CREDIT LIQUIDATING PROGRAMS

FHA-mutual Mortgage and Cooperative Housing Insurance Funds Liqu	64	20	17
FHA-general and Special Risk Insurance Funds Liquidating Account	235	---	---

TABLE 5

FEDERAL FUND UNOBLIGATED BALANCES, BY AGENCY and PROGRAM

(In millions of dollars)

Program	Balances, end of year		
	2007 actual	2008 estimate	2009 estimate
Housing for the Elderly or Handicapped Fund Liquidating Account	14	---	---
Guarantees of Mortgage-backed Securities Liquidating Account	8,727	9,133	9,550
CREDIT LIQUIDATING PROGRAMS Subtotal.....	9,040	9,153	9,567
INSURANCE AND OTHER PROGRAMS			
Low-rent Public Housing--loans and Other Expenses	1	1	7
Payment to Manufactured Housing Fees Trust Fund	26	---	---
FHA-mutual Mortgage Insurance Capital Reserve Account	22,395	19,156	20,869
INSURANCE AND OTHER PROGRAMS Subtotal.....	22,422	19,157	20,876
TOTAL, CRITICAL FINANCIAL RESERVES.....	31,462	28,310	30,443
CAPITAL			
PROCUREMENT AND CONSTRUCTION PROGRAMS			
Public Housing Capital Fund	160	144	129
Urban Development Action Grants	2	2	2
Brownfields Redevelopment	33	10	---
Revolving Fund (liquidating Programs)	1	---	---
Housing for the Elderly	825	764	511
PROCUREMENT AND CONSTRUCTION PROGRAMS Subtotal.....	1,021	920	642
OTHER REVOLVING FUNDS			
Rental Housing Assistance Fund	8	4	4
Flexible Subsidy Fund	65	96	123
Lead Hazard Reduction	149	119	60
Working Capital Fund [Management and Administration]	34	46	54
OTHER REVOLVING FUNDS Subtotal.....	256	265	241
TOTAL, CAPITAL.....	1,277	1,185	883
OTHER PROGRAMS			
SUBSIDIZED HOUSING PROGRAMS			
Drug Elimination Grants for Low-income Housing	1	1	1
Revitalization of Severely Distressed Public Housing (HOPE VI)	98	---	---
Tenant Based Rental Assistance	351	2	2
Project-based Rental Assistance	383	---	---
Prevention of Resident Displacement	3	3	3
Native American Housing Block Grant	55	4	4
Housing Certificate Fund	466	---	---
Community Development Fund	762	268	63

TABLE 5

FEDERAL FUND UNOBLIGATED BALANCES, BY AGENCY and PROGRAM

(In millions of dollars)

Program	Balances, end of year		
	2007 actual	2008 estimate	2009 estimate
Self-help Homeownership Opportunity Program	48	59	40
Homeless Assistance Grants	1,662	1,493	1,496
Home Investment Partnership Program	319	270	233
Housing Opportunities for Persons with AIDS	115	114	114
Rural Housing and Economic Development	22	17	---
Other Assisted Housing Programs	772	772	772
Nehemiah Housing Opportunity Fund	8	8	8
SUBSIDIZED HOUSING PROGRAMS Subtotal.....	5,065	3,011	2,736
RESEARCH AND DEVELOPMENT PROGRAMS			
Research and Technology	3	1	1
RESEARCH AND DEVELOPMENT PROGRAMS Subtotal.....	3	1	1
OTHER MISCELLANEOUS PROGRAMS			
Indian Housing Loan Guarantee Fund Program Account	6	4	1
Native Hawaiian Housing Loan Guarantee Fund Program Account	6	6	5
Native Hawaiian Housing Block Grant	10	1	1
Housing Counseling Assistance	---	---	58
FHA-general and Special Risk Program Account	24	24	29
Housing for Persons with Disabilities	224	201	122
Fair Housing Activities	5	---	---
Salaries and Expenses [Management and Administration]	14	7	4
Office of Inspector General [Management and Administration]	10	6	2
OTHER MISCELLANEOUS PROGRAMS Subtotal.....	299	249	222
TOTAL, OTHER PROGRAMS.....	5,367	3,261	2,959
** AGENCY TOTAL, ALL PROGRAMS **	38,106	32,756	34,285

AGENCY: Department of the Interior

CRITICAL FINANCIAL RESERVES

INSURANCE AND OTHER PROGRAMS

Tribal Special Fund

80 80 80

INSURANCE AND OTHER PROGRAMS Subtotal.....

80 80 80

TOTAL, CRITICAL FINANCIAL RESERVES.....

80 80 80

CAPITAL

PROCUREMENT AND CONSTRUCTION PROGRAMS

Construction [Bureau of Land Management]

15 14 9

TABLE 5

FEDERAL FUND UNOBLIGATED BALANCES, BY AGENCY and PROGRAM

(In millions of dollars)

Program	Balances, end of year		
	2007 actual	2008 estimate	2009 estimate
Land Acquisition	14	12	9
Range Improvements	5	4	---
Abandoned Mine Reclamation Fund	32	32	41
Construction [United States Fish and Wildlife Service]	65	46	9
Land Acquisition	25	28	21
Migratory Bird Conservation Account	5	3	1
North American Wetlands Conservation Fund	6	9	8
Urban Park and Recreation Fund	1	1	---
Operation of the National Park System	50	72	105
Construction and Major Maintenance	399	399	351
Land Acquisition and State Assistance	95	79	52
Other Permanent Appropriations	159	162	168
Recreation Fee Permanent Appropriations	282	231	185
Construction [Bureau of Indian Affairs and Bureau of Indian Educ	132	19	6
Indian Water Rights and Habitat Acquisition Program	3	---	---
Miscellaneous Permanent Appropriations [Bureau of Indian Affairs	53	54	58
Everglades Restoration Account	1	---	---
Trust Territory of the Pacific Islands	5	4	3
Compact of Free Association	45	45	45
Central Hazardous Materials Fund	8	7	3
Natural Resource Damage Assessment Fund	257	343	366
PROCUREMENT AND CONSTRUCTION PROGRAMS Subtotal.....	1,657	1,564	1,440
OTHER REVOLVING FUNDS			
Helium Fund	20	---	---
Working Capital Fund [Bureau of Land Management]	52	51	50
Permanent Operating Funds	1,061	622	108
Lower Colorado River Basin Development Fund	384	416	490
Upper Colorado River Basin Fund	29	10	10
Working Capital Fund [Bureau of Reclamation]	21	23	23
Working Capital Fund [United States Geological Survey]	85	80	65
Working Capital Fund [Department-Wide Programs]	100	17	2
Interior Franchise Fund	119	119	52
OTHER REVOLVING FUNDS Subtotal.....	1,871	1,338	800
TOTAL, CAPITAL.....	3,528	2,902	2,240
OTHER PROGRAMS			
FORWARD FUNDED PROGRAMS			
Operation of Indian Programs	479	448	349
FORWARD FUNDED PROGRAMS Subtotal.....	479	448	349

TABLE 5

FEDERAL FUND UNOBLIGATED BALANCES, BY AGENCY and PROGRAM

(In millions of dollars)

Program	Balances, end of year		
	2007 actual	2008 estimate	2009 estimate
RESEARCH AND DEVELOPMENT PROGRAMS			
Utah Reclamation Mitigation and Conservation Account	6	6	6
Surveys, Investigations, and Research	29	60	17
Federal Aid in Wildlife Restoration	91	106	100
Cooperative Endangered Species Conservation Fund	49	30	12
RESEARCH AND DEVELOPMENT PROGRAMS Subtotal.....	175	202	135
OTHER MISCELLANEOUS PROGRAMS			
Management of Lands and Resources	45	44	43
Oregon and California Grant Lands	4	3	1
Service Charges, Deposits, and Forfeitures	30	29	33
Miscellaneous Permanent Payment Accounts [Bureau of Land Managem	6	5	8
Royalty and Offshore Minerals Management	50	10	10
Coastal Impact Assistance	249	192	74
Regulation and Technology	1	2	2
Water and Related Resources	208	---	---
Bureau of Reclamation Loan Program Account	1	1	1
California Bay-Delta Restoration	9	---	---
Policy and Administration	2	---	---
Colorado River Dam Fund, Boulder Canyon Project	19	19	19
Resource Management	84	66	52
State and Tribal Wildlife Grants	46	46	46
National Wildlife Refuge Fund	9	9	9
Wildlife Conservation and Appreciation Fund	1	1	---
Recreation Enhancement Fee Program, FWS	4	4	3
Landowner Incentive Program	28	12	2
Miscellaneous Permanent Appropriations [United States Fish and W	5	5	7
National Recreation and Preservation	1	1	---
United States Park Police	1	1	---
Centennial Challenge	---	6	---
Historic Preservation Fund	16	25	23
White Earth Settlement Fund	1	1	1
Indian Land and Water Claim Settlements and Miscellaneous Paymen	6	6	7
Operation and Maintenance of Quarters	3	3	3
Salaries and Expenses [Departmental Offices]	12	---	---
Assistance to Territories	13	13	13
Federal Trust Programs	21	10	---
Indian Land Consolidation	5	---	---
Salaries and Expenses [National Indian Gaming Commission]	8	6	5
National Indian Gaming Commission, Gaming Activity Fees	3	3	3
Wildland Fire Management	55	44	39

TABLE 5

FEDERAL FUND UNOBLIGATED BALANCES, BY AGENCY and PROGRAM

(In millions of dollars)

Program	Balances, end of year		
	2007 actual	2008 estimate	2009 estimate
OTHER MISCELLANEOUS PROGRAMS Subtotal.....	946	567	404
TOTAL, OTHER PROGRAMS.....	1,600	1,217	888
** AGENCY TOTAL, ALL PROGRAMS **	5,208	4,199	3,208

AGENCY: Department of Justice

CAPITAL

PROCUREMENT AND CONSTRUCTION PROGRAMS

Justice Information Sharing Technology	12	---	2
Legal Activities Office Automation	1	1	1
Construction [Legal Activities and U.S. Marshals]	6	8	8
Salaries and Expenses [Federal Bureau of Investigation]	458	570	671
Construction [Federal Bureau of Investigation]	44	44	44
Buildings and Facilities	138	203	106
PROCUREMENT AND CONSTRUCTION PROGRAMS Subtotal.....	659	826	832

OTHER REVOLVING FUNDS

Working Capital Fund [General Administration]	262	221	121
Justice Prisoner and Alien Transportation System Fund, U.S. Mars	28	28	28
Federal Prison Industries, Incorporated	166	143	117
OTHER REVOLVING FUNDS Subtotal.....	456	392	266
TOTAL, CAPITAL.....	1,115	1,218	1,098

OTHER PROGRAMS

OTHER MISCELLANEOUS PROGRAMS

Salaries and Expenses [General Administration]	8	16	16
Counterterrorism Fund	10	10	10
Law Enforcement Wireless Communications	13	5	46
Detention Trustee	139	152	152
Telecommunications Carrier Compliance Fund	1	---	---
Office of Inspector General [General Administration]	2	---	---
Salaries and Expenses, Foreign Claims Settlement Commission [Leg	1	1	1
Salaries and Expenses, General Legal Activities [Legal Activitie	8	1	1
Fees and Expenses of Witnesses	90	90	90
Salaries and Expenses, Antitrust Division [Legal Activities and	18	18	18
Salaries and Expenses, United States Attorneys [Legal Activities	15	35	36
Salaries and Expenses, United States Marshals Service [Legal Act	38	38	43

TABLE 5

FEDERAL FUND UNOBLIGATED BALANCES, BY AGENCY and PROGRAM

(In millions of dollars)

Program	Balances, end of year		
	2007 actual	2008 estimate	2009 estimate
Federal Prisoner Detention	1	1	1
Assets Forfeiture Fund	397	470	346
United States Trustee System Fund	28	8	8
Interagency Crime and Drug Enforcement	9	---	---
Salaries and Expenses [National Security Division]	2	---	---
Salaries and Expenses [Drug Enforcement Administration]	109	40	20
Diversion Control Fee Account	64	34	34
Salaries and Expenses [Bureau of Alcohol, Tobacco, Firearms, and	52	52	52
Salaries and Expenses [Federal Prison System]	12	---	---
Weed and Seed Program Fund	3	---	---
Justice Assistance	34	---	---
Public Safety Officers' Benefits	3	---	---
State and Local Law Enforcement Assistance	524	---	---
Juvenile Justice Programs	14	---	---
Community Oriented Policing Services	87	61	15
Violence against Women Prevention and Prosecution Programs	25	25	25
Crime Victims Fund	54	---	---
OTHER MISCELLANEOUS PROGRAMS Subtotal.....	1,761	1,057	914
TOTAL, OTHER PROGRAMS.....	1,761	1,057	914
** AGENCY TOTAL, ALL PROGRAMS **	2,876	2,275	2,012

AGENCY: Department of Labor

CRITICAL FINANCIAL RESERVES

INSURANCE AND OTHER PROGRAMS

Pension Benefit Guaranty Corporation Fund	14,507	14,173	14,776
Special Benefits	1,487	1,549	1,547
Panama Canal Commission Compensation Fund	77	77	77
INSURANCE AND OTHER PROGRAMS Subtotal.....	16,071	15,799	16,400
TOTAL, CRITICAL FINANCIAL RESERVES.....	16,071	15,799	16,400

CAPITAL

OTHER REVOLVING FUNDS

Working Capital Fund [Departmental Management]	9	12	15
OTHER REVOLVING FUNDS Subtotal.....	9	12	15
TOTAL, CAPITAL.....	9	12	15

TABLE 5

FEDERAL FUND UNOBLIGATED BALANCES, BY AGENCY and PROGRAM

(In millions of dollars)

Program	Balances, end of year		
	2007 actual	2008 estimate	2009 estimate
OTHER PROGRAMS			
SUBSIDIZED HOUSING PROGRAMS			
Advances to the Unemployment Trust Fund and Other Funds	113	72	72
SUBSIDIZED HOUSING PROGRAMS Subtotal.....	113	72	72
FORWARD FUNDED PROGRAMS			
Training and Employment Services	320	52	52
State Unemployment Insurance and Employment Service Operations	80	80	80
Special Benefits for Disabled Coal Miners	43	43	43
Office of Job Corps	588	582	582
FORWARD FUNDED PROGRAMS Subtotal.....	1,031	757	757
OTHER MISCELLANEOUS PROGRAMS			
Program Administration	7	7	7
Salaries and Expenses [Employee Benefits Security Administration	14	14	14
Salaries and Expenses [Employment Standards Administration]	108	31	26
Energy Employees Occupational Illness Compensation Fund	29	---	---
Administrative Expenses, Energy Employees Occupational Illness C	5	2	2
Salaries and Expenses [Departmental Management]	---	25	51
OTHER MISCELLANEOUS PROGRAMS Subtotal.....	163	79	100
TOTAL, OTHER PROGRAMS.....	1,307	908	929
** AGENCY TOTAL, ALL PROGRAMS **	17,387	16,719	17,344
AGENCY: Department of State			
CRITICAL FINANCIAL RESERVES			
INSURANCE AND OTHER PROGRAMS			
Fishermen's Guaranty Fund	3	3	3
INSURANCE AND OTHER PROGRAMS Subtotal.....	3	3	3
TOTAL, CRITICAL FINANCIAL RESERVES.....	3	3	3
CAPITAL			
PROCUREMENT AND CONSTRUCTION PROGRAMS			
Embassy Security, Construction, and Maintenance	1,670	1,416	1,372
Construction, IBWC	5	4	4
PROCUREMENT AND CONSTRUCTION PROGRAMS Subtotal.....	1,675	1,420	1,376

TABLE 5

FEDERAL FUND UNOBLIGATED BALANCES, BY AGENCY and PROGRAM

(In millions of dollars)

Program	Balances, end of year		
	2007 actual	2008 estimate	2009 estimate
OTHER REVOLVING FUNDS			
Working Capital Fund [Administration of Foreign Affairs]	44	---	---
OTHER REVOLVING FUNDS Subtotal.....	44	---	---
TOTAL, CAPITAL.....	1,719	1,420	1,376
OTHER PROGRAMS			
OTHER MISCELLANEOUS PROGRAMS			
Diplomatic and Consular Programs	1,166	390	390
Capital Investment Fund	51	5	5
Civilian Stabilization Initiative	---	---	25
International Information Programs	1	1	1
Educational and Cultural Exchange Programs	36	36	36
Centralized Information Technology Modernization Program	1	---	---
Protection of Foreign Missions and Officials	7	7	7
Emergencies in the Diplomatic and Consular Service	18	5	5
Office of the Inspector General [Administration of Foreign Affai	1	1	1
Foreign Service National Defined Contributions Retirement Fund	1	5	9
Contributions for International Peacekeeping Activities	83	---	---
Contributions to International Organizations	6	6	6
American Sections, International Commissions	1	1	1
United States Emergency Refugee and Migration Assistance Fund	65	65	65
Payment to the Asia Foundation	2	2	2
International Narcotics Control and Law Enforcement	733	963	1,263
Global HIV/AIDs Initiative	585	---	---
Democracy Fund	180	179	179
Migration and Refugee Assistance	47	47	47
Andean Counterdrug Programs	381	381	313
Fishermen's Protective Fund	1	1	1
International Center, Washington, D.C.	1	1	1
International Litigation Fund	4	5	5
OTHER MISCELLANEOUS PROGRAMS Subtotal.....	3,371	2,101	2,362
TOTAL, OTHER PROGRAMS.....	3,371	2,101	2,362
** AGENCY TOTAL, ALL PROGRAMS **	5,093	3,524	3,741

AGENCY: Department of Transportation

CRITICAL FINANCIAL RESERVES

TABLE 5

FEDERAL FUND UNOBLIGATED BALANCES, BY AGENCY and PROGRAM

(In millions of dollars)

Program	Balances, end of year		
	2007 actual	2008 estimate	2009 estimate
INSURANCE AND OTHER PROGRAMS			
Aviation Insurance Revolving Fund	939	1,104	1,142
Aviation User Fees	12	---	---
War Risk Insurance Revolving Fund	43	45	47
INSURANCE AND OTHER PROGRAMS Subtotal.....	994	1,149	1,189
TOTAL, CRITICAL FINANCIAL RESERVES.....	994	1,149	1,189
CAPITAL			
PROCUREMENT AND CONSTRUCTION PROGRAMS			
New Headquarters Building	6	---	---
Emergency Relief Program	1,372	---	---
Appalachian Development Highway System	106	---	---
Miscellaneous Appropriations [Federal Highway Administration]	130	97	68
Northeast Corridor Improvement Program	6	---	---
Pennsylvania Station Redevelopment Project	60	---	---
Formula Grants	344	180	29
Capital Investment Grants	1,090	736	252
Ship Construction	7	---	---
Maritime Guaranteed Loan (title XI) Program Account	7	7	7
Ship Disposal	14	---	---
PROCUREMENT AND CONSTRUCTION PROGRAMS Subtotal.....	3,142	1,020	356
OTHER REVOLVING FUNDS			
Job Access and Reverse Commute Grants	22	9	---
Working Capital Fund, Volpe National Transportation Systems Cent	261	261	261
Vessel Operations Revolving Fund	21	21	21
OTHER REVOLVING FUNDS Subtotal.....	304	291	282
TOTAL, CAPITAL.....	3,446	1,311	638
OTHER PROGRAMS			
RESEARCH AND DEVELOPMENT PROGRAMS			
Compensation for Air Carriers	23	1	---
Next Generation High-speed Rail	9	---	---
Railroad Research and Development	11	1	1
Research and University Research Centers	65	75	87
Research and Special Programs	1	---	---
Research and Development	1	---	---
RESEARCH AND DEVELOPMENT PROGRAMS Subtotal.....	110	77	88

TABLE 5

FEDERAL FUND UNOBLIGATED BALANCES, BY AGENCY and PROGRAM

(In millions of dollars)

Program	Balances, end of year		
	2007 actual	2008 estimate	2009 estimate
OTHER MISCELLANEOUS PROGRAMS			
Salaries and Expenses [Office of the Secretary]	11	1	2
Minority Business Outreach	10	4	4
Transportation Planning, Research, and Development	16	---	---
Compensation for General Aviation Operations	17	---	---
Essential Air Service and Rural Airport Improvement Fund	37	3	3
Operations	83	---	---
Safety and Operations	---	---	29
Air Traffic Organization	---	---	518
Administrative Services Franchise Fund	163	176	185
Efficiency Incentive Grants to the National Railroad Passenger C	62	---	---
Operating Subsidy Grants to the National Railroad Passenger Corp	10	---	---
Grants to the National Railroad Passenger Corporation	1	---	---
Saint Lawrence Seaway Development Corporation	14	14	14
Hazardous Materials Safety	2	---	---
Pipeline Safety	24	---	---
Salaries and Expenses [Surface Transportation Board]	1	1	1
Operating-differential Subsidies	1	---	---
Ready Reserve Force	3	---	---
Operations and Training	2	1	1
OTHER MISCELLANEOUS PROGRAMS Subtotal.....	457	200	757
TOTAL, OTHER PROGRAMS.....	567	277	845
** AGENCY TOTAL, ALL PROGRAMS **	5,007	2,737	2,672

AGENCY: Department of the Treasury

CRITICAL FINANCIAL RESERVES

INTERNATIONAL MONETARY PROGRAMS

Exchange Stabilization Fund	33,566	34,988	36,504
INTERNATIONAL MONETARY PROGRAMS Subtotal.....	33,566	34,988	36,504

INSURANCE AND OTHER PROGRAMS

Payment to Justice, FIRREA Related Claims	2	---	---
Federal Reserve Bank Reimbursement Fund	18	---	---
Check Forgery Insurance Fund	7	7	7
INSURANCE AND OTHER PROGRAMS Subtotal.....	27	7	7
TOTAL, CRITICAL FINANCIAL RESERVES.....	33,593	34,995	36,511

TABLE 5

FEDERAL FUND UNOBLIGATED BALANCES, BY AGENCY and PROGRAM

(In millions of dollars)

Program	Balances, end of year		
	2007 actual	2008 estimate	2009 estimate
CAPITAL			
PROCUREMENT AND CONSTRUCTION PROGRAMS			
Treasury Building and Annex Repair and Restoration	---	1	2
Bureau of Engraving and Printing Fund	111	112	120
Operations Support	44	44	44
PROCUREMENT AND CONSTRUCTION PROGRAMS Subtotal.....	155	157	166
OTHER REVOLVING FUNDS			
Working Capital Fund [Departmental Offices]	32	32	32
Treasury Franchise Fund	115	156	182
Federal Financing Bank	228	1,134	1,741
United States Mint Public Enterprise Fund	53	53	53
Federal Tax Lien Revolving Fund	5	3	1
Office of Thrift Supervision	264	279	291
OTHER REVOLVING FUNDS Subtotal.....	697	1,657	2,300
TOTAL, CAPITAL.....	852	1,814	2,466
OTHER PROGRAMS			
FORWARD FUNDED PROGRAMS			
Business Systems Modernization	83	104	97
FORWARD FUNDED PROGRAMS Subtotal.....	83	104	97
RESEARCH AND DEVELOPMENT PROGRAMS			
Office of Inspector General [Departmental Offices]	---	---	1
Biomass Energy Development	1	---	---
RESEARCH AND DEVELOPMENT PROGRAMS Subtotal.....	1	---	1
OTHER MISCELLANEOUS PROGRAMS			
Salaries and Expenses [Financial Crimes Enforcement Network]	7	2	1
Salaries and Expenses [Departmental Offices]	5	6	11
Department-wide Systems and Capital Investments Programs	9	9	9
Treasury Inspector General for Tax Administration [Departmental]	2	2	3
Expanded Access to Financial Services	2	2	2
Air Transportation Stabilization Program Account	2	---	---
Terrorism Insurance Program	3	3	3
Community Development Financial Institutions Fund Program Account	3	4	4
Presidential Election Campaign Fund	164	6	54
Treasury Forfeiture Fund	159	77	77
Salaries and Expenses [Financial Management Service]	40	45	37

TABLE 5

FEDERAL FUND UNOBLIGATED BALANCES, BY AGENCY and PROGRAM

(In millions of dollars)

Program	Balances, end of year		
	2007 actual	2008 estimate	2009 estimate
Financial Agent Services	4	---	---
Continued Dumping and Subsidy Offset	573	579	585
Administering the Public Debt	3	---	---
Reimbursements to Federal Reserve Banks	4	---	---
Taxpayer Services	6	6	6
Enforcement	5	5	5
Private Collection Agent Program	4	4	4
OTHER MISCELLANEOUS PROGRAMS Subtotal.....	995	750	801
TOTAL, OTHER PROGRAMS.....	1,079	854	899
** AGENCY TOTAL, ALL PROGRAMS **	35,524	37,663	39,876

AGENCY: Department of Veterans Affairs

CRITICAL FINANCIAL RESERVES

CREDIT LIQUIDATING PROGRAMS

Housing Liquidating Account

7

CREDIT LIQUIDATING PROGRAMS Subtotal.....

7

INSURANCE AND OTHER PROGRAMS

Veterans Insurance and Indemnities

1

1

Servicemembers' Group Life Insurance Fund

1

1

1

Veterans Reopened Insurance Fund

329

305

280

Service-disabled Veterans Insurance Fund

26

16

6

INSURANCE AND OTHER PROGRAMS Subtotal.....

357

322

288

TOTAL, CRITICAL FINANCIAL RESERVES.....

364

322

288

CAPITAL

PROCUREMENT AND CONSTRUCTION PROGRAMS

Medical Services

864

Medical Facilities

463

Construction, Major Projects

2,096

2,007

1,317

Construction, Minor Projects

407

190

81

Information Technology Systems

28

Supply Fund

1,477

1,477

1,477

PROCUREMENT AND CONSTRUCTION PROGRAMS Subtotal.....

5,335

3,674

2,875

OTHER REVOLVING FUNDS

Canteen Service Revolving Fund

2

1

TABLE 5

FEDERAL FUND UNOBLIGATED BALANCES, BY AGENCY and PROGRAM

(In millions of dollars)

Program	Balances, end of year		
	2007 actual	2008 estimate	2009 estimate
Franchise Fund	192	192	192
OTHER REVOLVING FUNDS Subtotal.....	192	194	193
TOTAL, CAPITAL.....	5,527	3,868	3,068
OTHER PROGRAMS			
RESEARCH AND DEVELOPMENT PROGRAMS			
Medical and Prosthetic Research	59	40	20
Medical Center Research Organizations	64	56	48
RESEARCH AND DEVELOPMENT PROGRAMS Subtotal.....	123	96	68
OTHER MISCELLANEOUS PROGRAMS			
DOD-VA Health Care Sharing Incentive Fund	94	67	37
Compensation and Pensions	1,246	979	---
Readjustment Benefits	294	330	---
Housing Program Account	42	42	36
Native American Veteran Housing Loan Program Account	3	3	3
National Cemetery Administration	1	---	---
General Operating Expenses	129	62	---
Grants for Construction of State Extended Care Facilities	11	2	---
OTHER MISCELLANEOUS PROGRAMS Subtotal.....	1,820	1,485	76
TOTAL, OTHER PROGRAMS.....	1,943	1,581	144
** AGENCY TOTAL, ALL PROGRAMS **	7,834	5,771	3,500

AGENCY: Corps of Engineers-Civil Works

CAPITAL

PROCUREMENT AND CONSTRUCTION PROGRAMS

Mississippi River and Tributaries.	119	77	53
Construction [Corps of Engineers-Civil Works]	2,408	1,323	3,170
Formerly Utilized Sites Remedial Action Program	5	5	5
PROCUREMENT AND CONSTRUCTION PROGRAMS Subtotal.....	2,532	1,405	3,228

OTHER REVOLVING FUNDS

Revolving Fund	255	2,120	3,527
OTHER REVOLVING FUNDS Subtotal.....	255	2,120	3,527
TOTAL, CAPITAL.....	2,787	3,525	6,755

TABLE 5

FEDERAL FUND UNOBLIGATED BALANCES, BY AGENCY and PROGRAM

(In millions of dollars)

Program	Balances, end of year		
	2007 actual	2008 estimate	2009 estimate
OTHER PROGRAMS			
OTHER MISCELLANEOUS PROGRAMS			
Investigations	108	100	88
Operation and Maintenance [Corps of Engineers-Civil Works]	238	709	1,332
Expenses	6	6	6
Flood Control and Coastal Emergencies	5,956	2,967	1,710
Regulatory Program	14	27	29
Permanent Appropriations	6	6	6
OTHER MISCELLANEOUS PROGRAMS Subtotal.....	6,328	3,815	3,171
TOTAL, OTHER PROGRAMS.....	6,328	3,815	3,171
** AGENCY TOTAL, ALL PROGRAMS **	9,115	7,340	9,926
AGENCY: Other Defense Civil Programs			
CRITICAL FINANCIAL RESERVES			
INTERNATIONAL MONETARY PROGRAMS			
Foreign Currency Fluctuations	3	3	3
INTERNATIONAL MONETARY PROGRAMS Subtotal.....	3	3	3
TOTAL, CRITICAL FINANCIAL RESERVES.....	3	3	3
CAPITAL			
PROCUREMENT AND CONSTRUCTION PROGRAMS			
Salaries and Expenses [American Battle Monuments Commission]	8	25	42
PROCUREMENT AND CONSTRUCTION PROGRAMS Subtotal.....	8	25	42
TOTAL, CAPITAL.....	8	25	42
OTHER PROGRAMS			
OTHER MISCELLANEOUS PROGRAMS			
Salaries and Expenses [Cemeterial Expenses]	4	4	4
Wildlife Conservation	9	9	8
OTHER MISCELLANEOUS PROGRAMS Subtotal.....	13	13	12
TOTAL, OTHER PROGRAMS.....	13	13	12
** AGENCY TOTAL, ALL PROGRAMS **	24	41	57

TABLE 5

FEDERAL FUND UNOBLIGATED BALANCES, BY AGENCY and PROGRAM

(In millions of dollars)

Program	Balances, end of year		
	2007 actual	2008 estimate	2009 estimate
<u>AGENCY: Environmental Protection Agency</u>			
CAPITAL			
PROCUREMENT AND CONSTRUCTION PROGRAMS			
Buildings and Facilities	6	3	3
PROCUREMENT AND CONSTRUCTION PROGRAMS Subtotal.....	6	3	3
OTHER REVOLVING FUNDS			
Reregistration and Expedited Processing Revolving Fund	8	9	10
Working Capital Fund [Environmental Protection Agency]	17	9	14
OTHER REVOLVING FUNDS Subtotal.....	25	18	24
TOTAL, CAPITAL.....	31	21	27
OTHER PROGRAMS			
RESEARCH AND DEVELOPMENT PROGRAMS			
Science and Technology	191	191	187
RESEARCH AND DEVELOPMENT PROGRAMS Subtotal.....	191	191	187
OTHER MISCELLANEOUS PROGRAMS			
State and Tribal Assistance Grants	1,331	1,185	938
Environmental Programs and Management	253	253	242
Office of Inspector General [Environmental Protection Agency]	9	12	14
Pesticide Registration Fund	10	5	1
OTHER MISCELLANEOUS PROGRAMS Subtotal.....	1,603	1,455	1,195
TOTAL, OTHER PROGRAMS.....	1,794	1,646	1,382
** AGENCY TOTAL, ALL PROGRAMS **	1,825	1,667	1,409

AGENCY: Executive Office of the President

OTHER PROGRAMS

OTHER MISCELLANEOUS PROGRAMS

The White House	15	15	15
Armstrong Resolution Account	1	1	1

TABLE 5

FEDERAL FUND UNOBLIGATED BALANCES, BY AGENCY and PROGRAM

(In millions of dollars)

Program	Balances, end of year		
	2007 actual	2008 estimate	2009 estimate
Office of National Drug Control Policy	2	2	2
Office of the United States Trade Representative	2	1	2
Unanticipated Needs for Natural Disasters	12	12	12
Iraq Relief and Reconstruction Fund	152	---	---
OTHER MISCELLANEOUS PROGRAMS Subtotal.....	184	31	32
TOTAL, OTHER PROGRAMS.....	184	31	32
** AGENCY TOTAL, ALL PROGRAMS **	184	31	32
<u>AGENCY: General Services Administration</u>			
CAPITAL			
PROCUREMENT AND CONSTRUCTION PROGRAMS			
Federal Buildings Fund	4,334	3,347	2,915
General Supply Fund	1	1	1
PROCUREMENT AND CONSTRUCTION PROGRAMS Subtotal.....	4,335	3,348	2,916
OTHER REVOLVING FUNDS			
Acquisition Services Fund	1,170	1,400	354
Working Capital Fund [General Activities]	98	98	98
Federal Citizen Services Fund	10	10	10
OTHER REVOLVING FUNDS Subtotal.....	1,278	1,508	462
TOTAL, CAPITAL.....	5,613	4,856	3,378
OTHER PROGRAMS			
OTHER MISCELLANEOUS PROGRAMS			
Real Property Relocation	12	12	12
Office of Inspector General [General Activities]	4	---	---
Operating Expenses [General Activities]	3	3	3
Electronic Government (E-GOV) Fund	6	6	6
Acquisition Workforce Training Fund	13	6	6
OTHER MISCELLANEOUS PROGRAMS Subtotal.....	38	27	27
TOTAL, OTHER PROGRAMS.....	38	27	27
** AGENCY TOTAL, ALL PROGRAMS **	5,651	4,883	3,405

AGENCY: International Assistance Programs

TABLE 5

FEDERAL FUND UNOBLIGATED BALANCES, BY AGENCY and PROGRAM

(In millions of dollars)

Program	Balances, end of year		
	2007 actual	2008 estimate	2009 estimate
CRITICAL FINANCIAL RESERVES			
CREDIT LIQUIDATING PROGRAMS			
Economic Assistance Loans Liquidating Account	35	---	---
Housing and Other Credit Guaranty Programs Liquidating Account	3	---	---
Private Sector Revolving Fund Liquidating Account	1	---	---
CREDIT LIQUIDATING PROGRAMS Subtotal.....	39	---	---
INTERNATIONAL MONETARY PROGRAMS			
Economic Support Fund	1,631	1,172	996
Central America and Caribbean Emergency Disaster Recovery Fund	2	2	2
Peace Corps	8	5	---
Foreign Currency Fluctuations	2	2	5
United States Quota, International Monetary Fund	3,353	3,353	3,353
Loans to International Monetary Fund	10,448	10,448	10,448
Central American Reconciliation Assistance	1	1	1
INTERNATIONAL MONETARY PROGRAMS Subtotal.....	15,445	14,983	14,805
INSURANCE AND OTHER PROGRAMS			
Contribution to the Inter-American Development Bank	3,798	3,798	3,798
Contribution to the International Development Association	1	1	1
Contribution to the Asian Development Bank	748	747	747
Contribution to the International Bank for Reconstruction and De	7,663	7,663	7,663
Overseas Private Investment Corporation Noncredit Account	259	259	259
INSURANCE AND OTHER PROGRAMS Subtotal.....	12,469	12,468	12,468
TOTAL, CRITICAL FINANCIAL RESERVES.....	27,953	27,451	27,273
CAPITAL			
PROCUREMENT AND CONSTRUCTION PROGRAMS			
Capital Investment Fund of the United States Agency for Internat	4	---	---
PROCUREMENT AND CONSTRUCTION PROGRAMS Subtotal.....	4	---	---
OTHER REVOLVING FUNDS			
Global Fund to Fight AIDS, Tuberculosis and Malaria	99	99	99
HIV/AIDS Working Capital Fund	140	140	140
Working Capital Fund [Agency for International Development]	2	2	2
OTHER REVOLVING FUNDS Subtotal.....	241	241	241
TOTAL, CAPITAL.....	245	241	241

TABLE 5

FEDERAL FUND UNOBLIGATED BALANCES, BY AGENCY and PROGRAM

(In millions of dollars)

Program	Balances, end of year		
	2007 actual	2008 estimate	2009 estimate
OTHER PROGRAMS			
OTHER MISCELLANEOUS PROGRAMS			
Millennium Challenge Corporation	2,256	901	1,191
Peacekeeping Operations	170	73	43
Nonproliferation and Disarmament Fund	3	1	---
Nonproliferation, Antiterrorism, Demining, and Related Programs	182	182	182
International Military Education and Training	4	4	4
Debt Restructuring	162	---	87
International Affairs Technical Assistance Program	32	11	8
Microenterprise and Small Enterprise Development Program Account	2	2	2
Urban and Environmental Credit Program Account	2	2	2
Operating Expenses of the Agency for International Development	59	21	43
Operating Expenses, Office of Inspector General [Agency for Inte	9	5	---
Assistance for Eastern Europe and the Baltic States	274	274	274
Development Fund for Africa	9	9	9
Sustainable Development Assistance Program	302	412	980
Transition Initiatives	9	6	6
International Disaster Assistance	126	70	70
Sub-Saharan Africa Disaster Assistance	1	1	1
Assistance for the Independent States of the Former Soviet Union	172	172	172
Child Survival and Health Programs	74	74	74
Development Credit Authority Program Account	7	7	11
Property Management Fund	2	1	1
Overseas Private Investment Corporation Program Account	1	3	3
Trade and Development Agency	8	1	2
Host Country Resident Contractors Separation Liability Fund	5	6	6
Inter-American Foundation	7	7	8
OTHER MISCELLANEOUS PROGRAMS Subtotal.....	3,878	2,245	3,179
TOTAL, OTHER PROGRAMS.....	3,878	2,245	3,179
** AGENCY TOTAL, ALL PROGRAMS **	32,076	29,937	30,693

AGENCY: National Aeronautics and Space Administration

CAPITAL

OTHER REVOLVING FUNDS

Working Capital Fund [National Aeronautics and Space Administrat	17	17	17
OTHER REVOLVING FUNDS Subtotal.....	17	17	17
TOTAL, CAPITAL.....	17	17	17

TABLE 5

FEDERAL FUND UNOBLIGATED BALANCES, BY AGENCY and PROGRAM

(In millions of dollars)

Program	Balances, end of year		
	2007 actual	2008 estimate	2009 estimate
OTHER PROGRAMS			
RESEARCH AND DEVELOPMENT PROGRAMS			
Science, Aeronautics and Technology	5	5	5
Mission Support	3	3	3
Science, Aeronautics, and Exploration	1,758	854	---
Space Operations	609	692	1,219
Cross Agency Support	---	---	236
Exploration	---	---	268
RESEARCH AND DEVELOPMENT PROGRAMS Subtotal.....	2,375	1,554	1,731
OTHER MISCELLANEOUS PROGRAMS			
Office of Inspector General [National Aeronautics and Space Admi	---	---	1
Human Space Flight	1	1	1
Education	---	---	10
OTHER MISCELLANEOUS PROGRAMS Subtotal.....	1	1	12
TOTAL, OTHER PROGRAMS.....	2,376	1,555	1,743
** AGENCY TOTAL, ALL PROGRAMS **	2,393	1,572	1,760

AGENCY: National Science Foundation

OTHER PROGRAMS

RESEARCH AND DEVELOPMENT PROGRAMS

Research and Related Activities

23

Major Research Equipment and Facilities Construction

28

RESEARCH AND DEVELOPMENT PROGRAMS Subtotal.....

51

OTHER MISCELLANEOUS PROGRAMS

Education and Human Resources

64

OTHER MISCELLANEOUS PROGRAMS Subtotal.....

64

TOTAL, OTHER PROGRAMS.....

115

** AGENCY TOTAL, ALL PROGRAMS **

115

AGENCY: Office of Personnel Management

CRITICAL FINANCIAL RESERVES

TABLE 5

FEDERAL FUND UNOBLIGATED BALANCES, BY AGENCY and PROGRAM

(In millions of dollars)

Program	Balances, end of year		
	2007 actual	2008 estimate	2009 estimate
INSURANCE AND OTHER PROGRAMS			
Flexible Benefits Plan Reserve	---	14	15
INSURANCE AND OTHER PROGRAMS Subtotal.....	---	14	15
TOTAL, CRITICAL FINANCIAL RESERVES.....	---	14	15
CAPITAL			
OTHER REVOLVING FUNDS			
Revolving Fund	633	623	624
OTHER REVOLVING FUNDS Subtotal.....	633	623	624
TOTAL, CAPITAL.....	633	623	624
OTHER PROGRAMS			
OTHER MISCELLANEOUS PROGRAMS			
Salaries and Expenses [Office of Personnel Management]	26	26	26
OTHER MISCELLANEOUS PROGRAMS Subtotal.....	26	26	26
TOTAL, OTHER PROGRAMS.....	26	26	26
** AGENCY TOTAL, ALL PROGRAMS **	659	663	665

AGENCY: Small Business Administration

CRITICAL FINANCIAL RESERVES

CREDIT LIQUIDATING PROGRAMS

Pollution Control Equipment Fund Liquidating Account	3	---	---
Disaster Loan Fund Liquidating Account	14	---	---
Business Loan Fund Liquidating Account	30	---	---
CREDIT LIQUIDATING PROGRAMS Subtotal.....	47	---	---

INSURANCE AND OTHER PROGRAMS

Surety Bond Guarantees Revolving Fund	27	29	30
INSURANCE AND OTHER PROGRAMS Subtotal.....	27	29	30
TOTAL, CRITICAL FINANCIAL RESERVES.....	74	29	30

OTHER PROGRAMS

TABLE 5

FEDERAL FUND UNOBLIGATED BALANCES, BY AGENCY and PROGRAM

(In millions of dollars)

Program	Balances, end of year		
	2007 actual	2008 estimate	2009 estimate
OTHER MISCELLANEOUS PROGRAMS			
Salaries and Expenses [Small Business Administration]	210	14	13
Office of Inspector General [Small Business Administration]	5	2	---
Disaster Loans Program Account	304	149	15
Business Loans Program Account	6	6	6
OTHER MISCELLANEOUS PROGRAMS Subtotal.....	525	171	34
TOTAL, OTHER PROGRAMS.....	525	171	34
** AGENCY TOTAL, ALL PROGRAMS **	599	200	64
<u>AGENCY: Social Security Administration</u>			
OTHER PROGRAMS			
MAJOR BENEFIT PROGRAMS			
Supplemental Security Income Program	2,500	1,870	608
MAJOR BENEFIT PROGRAMS Subtotal.....	2,500	1,870	608
OTHER MISCELLANEOUS PROGRAMS			
Special Benefits for Certain World War II Veterans	1	1	1
Payments to Social Security Trust Funds	14	14	14
OTHER MISCELLANEOUS PROGRAMS Subtotal.....	15	15	15
TOTAL, OTHER PROGRAMS.....	2,515	1,885	623
** AGENCY TOTAL, ALL PROGRAMS **	2,515	1,885	623
<u>AGENCY: Appalachian Regional Commission</u>			
OTHER PROGRAMS			
OTHER MISCELLANEOUS PROGRAMS			
Appalachian Regional Commission	24	16	9
OTHER MISCELLANEOUS PROGRAMS Subtotal.....	24	16	9
TOTAL, OTHER PROGRAMS.....	24	16	9
** AGENCY TOTAL, ALL PROGRAMS **	24	16	9
<u>AGENCY: Broadcasting Board of Governors</u>			

TABLE 5

FEDERAL FUND UNOBLIGATED BALANCES, BY AGENCY and PROGRAM

(In millions of dollars)

Program	Balances, end of year		
	2007 actual	2008 estimate	2009 estimate
CAPITAL			
PROCUREMENT AND CONSTRUCTION PROGRAMS			
Broadcasting Capital Improvements	23	---	---
PROCUREMENT AND CONSTRUCTION PROGRAMS Subtotal.....	23	---	---
TOTAL, CAPITAL.....	23	---	---
OTHER PROGRAMS			
OTHER MISCELLANEOUS PROGRAMS			
International Broadcasting Operations	15	15	15
OTHER MISCELLANEOUS PROGRAMS Subtotal.....	15	15	15
TOTAL, OTHER PROGRAMS.....	15	15	15
** AGENCY TOTAL, ALL PROGRAMS **	38	15	15
<hr/>			
<u>AGENCY: Chemical Safety and Hazard Investigation Board</u>			
OTHER PROGRAMS			
OTHER MISCELLANEOUS PROGRAMS			
Chemical Safety and Hazard Investigation Board	1	1	1
OTHER MISCELLANEOUS PROGRAMS Subtotal.....	1	1	1
TOTAL, OTHER PROGRAMS.....	1	1	1
** AGENCY TOTAL, ALL PROGRAMS **	1	1	1
<hr/>			
<u>AGENCY: Commission on Ocean Policy</u>			
OTHER PROGRAMS			
OTHER MISCELLANEOUS PROGRAMS			
Salaries and Expenses [Commission on Ocean Policy]	1	---	---
OTHER MISCELLANEOUS PROGRAMS Subtotal.....	1	---	---
TOTAL, OTHER PROGRAMS.....	1	---	---
** AGENCY TOTAL, ALL PROGRAMS **	1	---	---
<hr/>			
<u>AGENCY: Commodity Futures Trading Commission</u>			

TABLE 5

FEDERAL FUND UNOBLIGATED BALANCES, BY AGENCY and PROGRAM

(In millions of dollars)

Program	Balances, end of year		
	2007 actual	2008 estimate	2009 estimate
<u>OTHER PROGRAMS</u>			
OTHER MISCELLANEOUS PROGRAMS			
Commodity Futures Trading Commission	4	3	3
OTHER MISCELLANEOUS PROGRAMS Subtotal.....	4	3	3
TOTAL, OTHER PROGRAMS.....	4	3	3
** AGENCY TOTAL, ALL PROGRAMS **	4	3	3
<u>AGENCY: Corporation for National and Community Service</u>			
<u>OTHER PROGRAMS</u>			
OTHER MISCELLANEOUS PROGRAMS			
National and Community Service Programs, Operating Expenses	39	---	---
Inspector General [Corporation for National and Community Servic	1	1	2
VISTA Advance Payments Revolving Fund	3	3	3
Operating Expenses [Corporation for National and Community Servi	---	6	---
OTHER MISCELLANEOUS PROGRAMS Subtotal.....	43	10	5
TOTAL, OTHER PROGRAMS.....	43	10	5
** AGENCY TOTAL, ALL PROGRAMS **	43	10	5
<u>AGENCY: Defense Nuclear Facilities Safety Board</u>			
<u>OTHER PROGRAMS</u>			
OTHER MISCELLANEOUS PROGRAMS			
Salaries and Expenses [Defense Nuclear Facilities Safety Board]	4	2	1
OTHER MISCELLANEOUS PROGRAMS Subtotal.....	4	2	1
TOTAL, OTHER PROGRAMS.....	4	2	1
** AGENCY TOTAL, ALL PROGRAMS **	4	2	1
<u>AGENCY: Delta Regional Authority</u>			
<u>OTHER PROGRAMS</u>			

TABLE 5

FEDERAL FUND UNOBLIGATED BALANCES, BY AGENCY and PROGRAM

(In millions of dollars)

Program	Balances, end of year		
	2007 actual	2008 estimate	2009 estimate
OTHER MISCELLANEOUS PROGRAMS			
Delta Regional Authority	15	1	1
OTHER MISCELLANEOUS PROGRAMS Subtotal.....	15	1	1
TOTAL, OTHER PROGRAMS.....	15	1	1
** AGENCY TOTAL, ALL PROGRAMS **	15	1	1
<hr/>			
AGENCY: <u>Denali Commission</u>			
OTHER PROGRAMS			
OTHER MISCELLANEOUS PROGRAMS			
Denali Commission	29	29	29
OTHER MISCELLANEOUS PROGRAMS Subtotal.....	29	29	29
TOTAL, OTHER PROGRAMS.....	29	29	29
** AGENCY TOTAL, ALL PROGRAMS **	29	29	29
<hr/>			
AGENCY: <u>District of Columbia</u>			
CRITICAL FINANCIAL RESERVES			
INSURANCE AND OTHER PROGRAMS			
Federal Payment for Emergency Planning and Security Cost in the	16	16	16
INSURANCE AND OTHER PROGRAMS Subtotal.....	16	16	16
TOTAL, CRITICAL FINANCIAL RESERVES.....	16	16	16
<hr/>			
OTHER PROGRAMS			
OTHER MISCELLANEOUS PROGRAMS			
Federal Payment to the District of Columbia Courts	43	43	43
Defender Services in District of Columbia Courts	17	17	17
Crime Victims Compensation Fund	2	1	---
OTHER MISCELLANEOUS PROGRAMS Subtotal.....	62	61	60
TOTAL, OTHER PROGRAMS.....	62	61	60
** AGENCY TOTAL, ALL PROGRAMS **	78	77	76
<hr/>			
AGENCY: <u>Election Assistance Commission</u>			

TABLE 5

FEDERAL FUND UNOBLIGATED BALANCES, BY AGENCY and PROGRAM

(In millions of dollars)

Program	Balances, end of year		
	2007 actual	2008 estimate	2009 estimate
OTHER PROGRAMS			
OTHER MISCELLANEOUS PROGRAMS			
Election Reform Programs	1	1	1
OTHER MISCELLANEOUS PROGRAMS Subtotal.....	1	1	1
TOTAL, OTHER PROGRAMS.....	1	1	1
** AGENCY TOTAL, ALL PROGRAMS **	1	1	1
<hr/>			
AGENCY: <u>Equal Employment Opportunity Commission</u>			
CAPITAL			
OTHER REVOLVING FUNDS			
EEOC Education, Technical Assistance, and Training Revolving Fun	2	2	2
OTHER REVOLVING FUNDS Subtotal.....	2	2	2
TOTAL, CAPITAL.....	2	2	2
** AGENCY TOTAL, ALL PROGRAMS **	2	2	2
<hr/>			
AGENCY: <u>Export-Import Bank of the United States</u>			
CRITICAL FINANCIAL RESERVES			
CREDIT LIQUIDATING PROGRAMS			
Export-Import Bank of the United States Liquidating Account	3	---	---
CREDIT LIQUIDATING PROGRAMS Subtotal.....	3	---	---
TOTAL, CRITICAL FINANCIAL RESERVES.....	3	---	---
OTHER PROGRAMS			
OTHER MISCELLANEOUS PROGRAMS			
Export-Import Bank Loans Program Account	346	333	317
Inspector General of the Export-Import Bank [Export-Import Bank	1	---	---
OTHER MISCELLANEOUS PROGRAMS Subtotal.....	347	333	317
TOTAL, OTHER PROGRAMS.....	347	333	317
** AGENCY TOTAL, ALL PROGRAMS **	350	333	317

TABLE 5

FEDERAL FUND UNOBLIGATED BALANCES, BY AGENCY and PROGRAM

(In millions of dollars)

Program	Balances, end of year		
	2007 actual	2008 estimate	2009 estimate
<u>AGENCY: Farm Credit Administration</u>			
CAPITAL			
OTHER REVOLVING FUNDS			
Limitation on Administrative Expenses	22	22	22
OTHER REVOLVING FUNDS Subtotal.....	22	22	22
TOTAL, CAPITAL.....	22	22	22
** AGENCY TOTAL, ALL PROGRAMS **	22	22	22
<u>AGENCY: Farm Credit System Insurance Corporation</u>			
CRITICAL FINANCIAL RESERVES			
INSURANCE AND OTHER PROGRAMS			
Farm Credit System Insurance Fund	2,373	2,701	3,065
INSURANCE AND OTHER PROGRAMS Subtotal.....	2,373	2,701	3,065
TOTAL, CRITICAL FINANCIAL RESERVES.....	2,373	2,701	3,065
** AGENCY TOTAL, ALL PROGRAMS **	2,373	2,701	3,065
<u>AGENCY: Federal Communications Commission</u>			
OTHER PROGRAMS			
FORWARD FUNDED PROGRAMS			
Universal Service Fund	1,669	1,968	2,226
FORWARD FUNDED PROGRAMS Subtotal.....	1,669	1,968	2,226
OTHER MISCELLANEOUS PROGRAMS			
Salaries and Expenses [Federal Communications Commission]	18	30	54
Spectrum Auction Program Account	9	3	3
OTHER MISCELLANEOUS PROGRAMS Subtotal.....	27	33	57
TOTAL, OTHER PROGRAMS.....	1,696	2,001	2,283
** AGENCY TOTAL, ALL PROGRAMS **	1,696	2,001	2,283
<u>AGENCY: Federal Deposit Insurance Corporation</u>			

TABLE 5

FEDERAL FUND UNOBLIGATED BALANCES, BY AGENCY and PROGRAM

(In millions of dollars)

Program	Balances, end of year		
	2007 actual	2008 estimate	2009 estimate
CRITICAL FINANCIAL RESERVES			
INSURANCE AND OTHER PROGRAMS			
Deposit Insurance Fund	47,780	49,455	52,305
FSLIC Resolution Fund	3,757	3,621	3,814
INSURANCE AND OTHER PROGRAMS Subtotal.....	51,537	53,076	56,119
TOTAL, CRITICAL FINANCIAL RESERVES.....	51,537	53,076	56,119
** AGENCY TOTAL, ALL PROGRAMS **	51,537	53,076	56,119
<hr/>			
<u>AGENCY: Federal Drug Control Programs</u>			
OTHER PROGRAMS			
RESEARCH AND DEVELOPMENT PROGRAMS			
Counterdrug Technology Assessment Center	2	2	2
RESEARCH AND DEVELOPMENT PROGRAMS Subtotal.....	2	2	2
OTHER MISCELLANEOUS PROGRAMS			
High-intensity Drug Trafficking Areas Program	3	3	3
Other Federal Drug Control Programs	12	12	12
OTHER MISCELLANEOUS PROGRAMS Subtotal.....	15	15	15
TOTAL, OTHER PROGRAMS.....	17	17	17
** AGENCY TOTAL, ALL PROGRAMS **	17	17	17
<hr/>			
<u>AGENCY: Federal Financial Institutions Examination Council</u>			
OTHER PROGRAMS			
OTHER MISCELLANEOUS PROGRAMS			
Registry Fees	7	7	7
OTHER MISCELLANEOUS PROGRAMS Subtotal.....	7	7	7
TOTAL, OTHER PROGRAMS.....	7	7	7
** AGENCY TOTAL, ALL PROGRAMS **	7	7	7
<hr/>			
<u>AGENCY: Federal Housing Finance Board</u>			

TABLE 5

FEDERAL FUND UNOBLIGATED BALANCES, BY AGENCY and PROGRAM

(In millions of dollars)

Program	Balances, end of year		
	2007 actual	2008 estimate	2009 estimate
CAPITAL			
OTHER REVOLVING FUNDS			
Federal Housing Finance Board	3	2	3
OTHER REVOLVING FUNDS Subtotal.....	3	2	3
TOTAL, CAPITAL.....	3	2	3
** AGENCY TOTAL, ALL PROGRAMS **	3	2	3
AGENCY: Federal Mediation and Conciliation Service			
OTHER PROGRAMS			
OTHER MISCELLANEOUS PROGRAMS			
Salaries and Expenses [Federal Mediation and Conciliation Servic	3	3	3
OTHER MISCELLANEOUS PROGRAMS Subtotal.....	3	3	3
TOTAL, OTHER PROGRAMS.....	3	3	3
** AGENCY TOTAL, ALL PROGRAMS **	3	3	3
AGENCY: Federal Trade Commission			
OTHER PROGRAMS			
OTHER MISCELLANEOUS PROGRAMS			
Salaries and Expenses [Federal Trade Commission]	11	---	---
OTHER MISCELLANEOUS PROGRAMS Subtotal.....	11	---	---
TOTAL, OTHER PROGRAMS.....	11	---	---
** AGENCY TOTAL, ALL PROGRAMS **	11	---	---
AGENCY: Intelligence Community Management Account			
OTHER PROGRAMS			
OTHER MISCELLANEOUS PROGRAMS			
Intelligence Community Management Account	12	9	---
OTHER MISCELLANEOUS PROGRAMS Subtotal.....	12	9	---

TABLE 5

FEDERAL FUND UNOBLIGATED BALANCES, BY AGENCY and PROGRAM

(In millions of dollars)

Program	Balances, end of year		
	2007 actual	2008 estimate	2009 estimate
TOTAL, OTHER PROGRAMS.....	12	9	---
** AGENCY TOTAL, ALL PROGRAMS **	12	9	---
<u>AGENCY: Marine Mammal Commission</u>			
OTHER PROGRAMS			
OTHER MISCELLANEOUS PROGRAMS			
Salaries and Expenses [Marine Mammal Commission]	1	1	1
OTHER MISCELLANEOUS PROGRAMS Subtotal.....	1	1	1
TOTAL, OTHER PROGRAMS.....	1	1	1
** AGENCY TOTAL, ALL PROGRAMS **	1	1	1
<u>AGENCY: Morris K. Udall Scholarship and Excellence in National Environme</u>			
OTHER PROGRAMS			
OTHER MISCELLANEOUS PROGRAMS			
Environmental Dispute Resolution Fund	2	2	1
OTHER MISCELLANEOUS PROGRAMS Subtotal.....	2	2	1
TOTAL, OTHER PROGRAMS.....	2	2	1
** AGENCY TOTAL, ALL PROGRAMS **	2	2	1
<u>AGENCY: National Archives and Records Administration</u>			
CAPITAL			
PROCUREMENT AND CONSTRUCTION PROGRAMS			
Repairs and Restoration	10	10	10
PROCUREMENT AND CONSTRUCTION PROGRAMS Subtotal.....	10	10	10
OTHER REVOLVING FUNDS			
Records Center Revolving Fund	27	27	27
OTHER REVOLVING FUNDS Subtotal.....	27	27	27
TOTAL, CAPITAL.....	37	37	37

TABLE 5

FEDERAL FUND UNOBLIGATED BALANCES, BY AGENCY and PROGRAM

(In millions of dollars)

Program	Balances, end of year		
	2007 actual	2008 estimate	2009 estimate
OTHER PROGRAMS			
OTHER MISCELLANEOUS PROGRAMS			
National Historical Publications and Records Commission	1	1	1
Electronic Record Archives	4	4	4
OTHER MISCELLANEOUS PROGRAMS Subtotal.....	5	5	5
TOTAL, OTHER PROGRAMS.....	5	5	5
** AGENCY TOTAL, ALL PROGRAMS **	42	42	42
<u>AGENCY: National Credit Union Administration</u>			
CRITICAL FINANCIAL RESERVES			
INSURANCE AND OTHER PROGRAMS			
Credit Union Share Insurance Fund	7,267	7,598	7,980
INSURANCE AND OTHER PROGRAMS Subtotal.....	7,267	7,598	7,980
TOTAL, CRITICAL FINANCIAL RESERVES.....	7,267	7,598	7,980
CAPITAL			
OTHER REVOLVING FUNDS			
Operating Fund	24	24	28
Community Development Credit Union Revolving Loan Fund	5	4	3
OTHER REVOLVING FUNDS Subtotal.....	29	28	31
TOTAL, CAPITAL.....	29	28	31
** AGENCY TOTAL, ALL PROGRAMS **	7,296	7,626	8,011
<u>AGENCY: National Endowment for the Arts</u>			
OTHER PROGRAMS			
OTHER MISCELLANEOUS PROGRAMS			
National Endowment for the Arts: Grants and Administration	6	6	6
OTHER MISCELLANEOUS PROGRAMS Subtotal.....	6	6	6
TOTAL, OTHER PROGRAMS.....	6	6	6
** AGENCY TOTAL, ALL PROGRAMS **	6	6	6

TABLE 5

FEDERAL FUND UNOBLIGATED BALANCES, BY AGENCY and PROGRAM

(In millions of dollars)

Program	Balances, end of year		
	2007 actual	2008 estimate	2009 estimate
<u>AGENCY: National Endowment for the Humanities</u>			
OTHER PROGRAMS			
OTHER MISCELLANEOUS PROGRAMS			
National Endowment for the Humanities: Grants and Administration	5	4	---
OTHER MISCELLANEOUS PROGRAMS Subtotal.....	5	4	---
TOTAL, OTHER PROGRAMS.....	5	4	---
** AGENCY TOTAL, ALL PROGRAMS **	5	4	---
<u>AGENCY: Institute of Museum and Library Services</u>			
OTHER PROGRAMS			
OTHER MISCELLANEOUS PROGRAMS			
Office of Museum and Library Services: Grants and Administration	11	13	15
OTHER MISCELLANEOUS PROGRAMS Subtotal.....	11	13	15
TOTAL, OTHER PROGRAMS.....	11	13	15
** AGENCY TOTAL, ALL PROGRAMS **	11	13	15
<u>AGENCY: National Transportation Safety Board</u>			
OTHER PROGRAMS			
OTHER MISCELLANEOUS PROGRAMS			
Salaries and Expenses [National Transportation Safety Board]	4	4	3
Emergency Fund	2	2	2
OTHER MISCELLANEOUS PROGRAMS Subtotal.....	6	6	5
TOTAL, OTHER PROGRAMS.....	6	6	5
** AGENCY TOTAL, ALL PROGRAMS **	6	6	5
<u>AGENCY: Nuclear Regulatory Commission</u>			

TABLE 5

FEDERAL FUND UNOBLIGATED BALANCES, BY AGENCY and PROGRAM

(In millions of dollars)

Program	Balances, end of year		
	2007 actual	2008 estimate	2009 estimate
OTHER PROGRAMS			
OTHER MISCELLANEOUS PROGRAMS			
Salaries and Expenses [Nuclear Regulatory Commission]	70	78	86
Office of Inspector General [Nuclear Regulatory Commission]	1	1	1
OTHER MISCELLANEOUS PROGRAMS Subtotal.....	71	79	87
TOTAL, OTHER PROGRAMS.....	71	79	87
** AGENCY TOTAL, ALL PROGRAMS **	71	79	87
AGENCY: Office of Navajo and Hopi Indian Relocation			
CAPITAL			
PROCUREMENT AND CONSTRUCTION PROGRAMS			
Salaries and Expenses [Office of Navajo and Hopi Indian Relocati	10	9	7
PROCUREMENT AND CONSTRUCTION PROGRAMS Subtotal.....	10	9	7
TOTAL, CAPITAL.....	10	9	7
** AGENCY TOTAL, ALL PROGRAMS **	10	9	7
AGENCY: Office of the Fed Coordinator for Alaska Natural Gas Transportat			
OTHER PROGRAMS			
OTHER MISCELLANEOUS PROGRAMS			
Office of the Federal Coordinator for Alaska Natural Gas Transpo	---	1	1
OTHER MISCELLANEOUS PROGRAMS Subtotal.....	---	1	1
TOTAL, OTHER PROGRAMS.....	---	1	1
** AGENCY TOTAL, ALL PROGRAMS **	---	1	1
AGENCY: Other Commissions and Boards			
OTHER PROGRAMS			
OTHER MISCELLANEOUS PROGRAMS			
Other Commissions and Boards	1	1	1
OTHER MISCELLANEOUS PROGRAMS Subtotal.....	1	1	1

TABLE 5

FEDERAL FUND UNOBLIGATED BALANCES, BY AGENCY and PROGRAM

(In millions of dollars)

Program	Balances, end of year		
	2007 actual	2008 estimate	2009 estimate
TOTAL, OTHER PROGRAMS.....	1	1	1
** AGENCY TOTAL, ALL PROGRAMS **	1	1	1
<u>AGENCY: Postal Service</u>			
CAPITAL			
OTHER REVOLVING FUNDS			
Postal Service Fund	1,180	---	---
OTHER REVOLVING FUNDS Subtotal.....	1,180	---	---
TOTAL, CAPITAL.....	1,180	---	---
** AGENCY TOTAL, ALL PROGRAMS **	1,180	---	---
<u>AGENCY: Presidio Trust</u>			
CAPITAL			
OTHER REVOLVING FUNDS			
Presidio Trust	67	59	56
OTHER REVOLVING FUNDS Subtotal.....	67	59	56
TOTAL, CAPITAL.....	67	59	56
** AGENCY TOTAL, ALL PROGRAMS **	67	59	56
<u>AGENCY: Securities and Exchange Commission</u>			
OTHER PROGRAMS			
OTHER MISCELLANEOUS PROGRAMS			
Salaries and Expenses [Securities and Exchange Commission]	89	42	---
OTHER MISCELLANEOUS PROGRAMS Subtotal.....	89	42	---
TOTAL, OTHER PROGRAMS.....	89	42	---
** AGENCY TOTAL, ALL PROGRAMS **	89	42	---
<u>AGENCY: Smithsonian Institution</u>			

TABLE 5

FEDERAL FUND UNOBLIGATED BALANCES, BY AGENCY and PROGRAM

(In millions of dollars)

Program	Balances, end of year		
	2007 actual	2008 estimate	2009 estimate
CAPITAL			
PROCUREMENT AND CONSTRUCTION PROGRAMS			
Facilities Capital	---	10	13
Legacy Fund	---	2	---
Repair, Restoration, and Renovation of Buildings, National Galle	2	2	2
Construction, JFK Center for the Performing Arts	1	1	1
PROCUREMENT AND CONSTRUCTION PROGRAMS Subtotal.....	3	15	16
TOTAL, CAPITAL.....	3	15	16
OTHER PROGRAMS			
OTHER MISCELLANEOUS PROGRAMS			
Salaries and Expenses [Smithsonian Institution]	7	3	2
OTHER MISCELLANEOUS PROGRAMS Subtotal.....	7	3	2
TOTAL, OTHER PROGRAMS.....	7	3	2
** AGENCY TOTAL, ALL PROGRAMS **	10	18	18
<u>AGENCY: State Justice Institute</u>			
OTHER PROGRAMS			
OTHER MISCELLANEOUS PROGRAMS			
State Justice Institute: Salaries and Expenses	3	3	3
OTHER MISCELLANEOUS PROGRAMS Subtotal.....	3	3	3
TOTAL, OTHER PROGRAMS.....	3	3	3
** AGENCY TOTAL, ALL PROGRAMS **	3	3	3
<u>AGENCY: Tennessee Valley Authority</u>			
CAPITAL			
OTHER REVOLVING FUNDS			
Tennessee Valley Authority Fund	700	848	1,137
OTHER REVOLVING FUNDS Subtotal.....	700	848	1,137
TOTAL, CAPITAL.....	700	848	1,137

TABLE 5

FEDERAL FUND UNOBLIGATED BALANCES, BY AGENCY and PROGRAM

(In millions of dollars)

Program	Balances, end of year		
	2007 actual	2008 estimate	2009 estimate
** AGENCY TOTAL, ALL PROGRAMS **	700	848	1,137
<u>AGENCY: United States Holocaust Memorial Museum</u>			
OTHER PROGRAMS			
OTHER MISCELLANEOUS PROGRAMS			
Holocaust Memorial Museum	2	1	1
OTHER MISCELLANEOUS PROGRAMS Subtotal.....	2	1	1
TOTAL, OTHER PROGRAMS.....	2	1	1
** AGENCY TOTAL, ALL PROGRAMS **	2	1	1
<u>AGENCY: United States Institute of Peace</u>			
OTHER PROGRAMS			
OTHER MISCELLANEOUS PROGRAMS			
Operating Expenses [United States Institute of Peace]	11	11	11
OTHER MISCELLANEOUS PROGRAMS Subtotal.....	11	11	11
TOTAL, OTHER PROGRAMS.....	11	11	11
** AGENCY TOTAL, ALL PROGRAMS **	11	11	11
<u>AGENCY: Vietnam Education Foundation</u>			
OTHER PROGRAMS			
FORWARD FUNDED PROGRAMS			
Vietnam Debt Repayment Fund	6	6	6
FORWARD FUNDED PROGRAMS Subtotal.....	6	6	6
TOTAL, OTHER PROGRAMS.....	6	6	6
** AGENCY TOTAL, ALL PROGRAMS **	6	6	6
<u>AGENCY: ** Government-wide totals **</u>			
CRITICAL FINANCIAL RESERVES			
CREDIT LIQUIDATING PROGRAMS Subtotal.....	11,348	10,902	11,223

TABLE 5

FEDERAL FUND UNOBLIGATED BALANCES, BY AGENCY and PROGRAM

(In millions of dollars)

Program	Balances, end of year		
	2007 actual	2008 estimate	2009 estimate
INTERNATIONAL MONETARY PROGRAMS Subtotal.....	49,685	50,645	51,983
INSURANCE AND OTHER PROGRAMS Subtotal.....	118,059	114,881	120,633
TOTAL, CRITICAL FINANCIAL RESERVES.....	179,092	176,428	183,839
CAPITAL			
PROCUREMENT AND CONSTRUCTION PROGRAMS Subtotal.....	84,219	72,406	61,425
OTHER REVOLVING FUNDS Subtotal.....	21,390	19,591	20,942
TOTAL, CAPITAL.....	105,609	91,997	82,367
OTHER PROGRAMS			
SUBSIDIZED HOUSING PROGRAMS Subtotal.....	5,291	3,105	2,810
FORWARD FUNDED PROGRAMS Subtotal.....	5,879	6,314	9,737
RESEARCH AND DEVELOPMENT PROGRAMS Subtotal.....	18,021	11,702	13,346
MAJOR BENEFIT PROGRAMS Subtotal.....	9,586	9,097	3,738
OTHER MISCELLANEOUS PROGRAMS Subtotal.....	54,433	24,861	25,697
TOTAL, OTHER PROGRAMS.....	93,210	55,079	55,328
** TOTAL, FEDERAL FUND UNOBLIGATED BALANCES **	377,911	323,504	321,534

TRUST FUNDS

TABLE 6

TRUST FUND OBLIGATED BALANCES, BY MAJOR FUNDS

(In millions of dollars)

Description	Balances, end of year		
	2007 actual	2008 estimate	2009 estimate
Foreign National Employees Separation Pay	527	527	527
Federal Supplementary Medical Insurance Trust Fund	19,525	19,504	19,556
Federal Hospital Insurance Trust Fund	20,485	20,506	20,620
Medicare Prescription Drug Account, Federal Supplementary Insura	4,374	4,279	4,280
Health Care Fraud and Abuse Control Account	447	436	436
Miscellaneous Trust Funds	174	177	179
Sport Fish Restoration	415	430	436
Unemployment Trust Fund	1,500	1,474	950
Foreign Service Retirement and Disability Fund	-197	-197	-197
Federal Old-age and Survivors Insurance Trust Fund	48,030	50,069	52,655
Federal Disability Insurance Trust Fund	25,048	25,657	26,195
Limitation on Administrative Expenses	-579	-372	-372
Hazardous Substance Superfund	1,254	1,306	1,404
Grants-in-aid for Airports (Airport and Airway Trust Fund)	5,368	2,398	1,058
Facilities and Equipment (Airport and Airway Trust Fund)	1,801	1,654	600
Federal-aid Highways	45,992	51,242	52,305
Miscellaneous Highway Trust Funds	275	272	139
Motor Carrier Safety Grants	277	216	221
Operations and Research (Highway Trust Fund)	218	133	99
Highway Traffic Safety Grants	713	665	606
Formula and Bus Grants	6,673	8,179	11,062
Civil Service Retirement and Disability Fund	5,416	5,687	7,012
National Service Life Insurance Fund	1,427	1,400	1,358
Foreign Military Sales Trust Fund	59,923	59,923	59,923
Military Retirement Fund	3,530	3,530	3,530
Armed Forces Retirement Home	227	158	78
Coastal Wetlands Restoration Trust Fund	255	211	166
Rivers and Harbors Contributed Funds	214	255	296
Railroad Social Security Equivalent Benefit Account	560	573	594
Rail Industry Pension Fund	325	336	348
Gifts and Contributions	402	346	337
Other	1,342	1,188	1,117
NON-REVOLVING TRUST FUNDS Subtotal.....	255,941	262,162	267,518
Surcharge Collections, Sales of Commissary Stores, Defense	359	344	328
Assessment Funds	147	167	189
Employees Life Insurance Fund	359	159	-130
Employees and Retired Employees Health Benefits Funds	2,509	2,467	2,409

TABLE 6

TRUST FUND OBLIGATED BALANCES, BY MAJOR FUNDS

(In millions of dollars)

Description	Balances, end of year		
	2007 actual	2008 estimate	2009 estimate
Veterans Special Life Insurance Fund	387	404	419
Other	37	28	20
REVOLVING TRUST FUNDS Subtotal.....	3,798	3,569	3,235
TOTAL, TRUST FUND OBLIGATED BALANCES.....	259,739	265,731	270,753

TABLE 7

TRUST FUND UNOBLIGATED BALANCES, BY AGENCY

(In millions of dollars)

Department or other unit	Balances, end of year		
	2007 actual	2008 estimate	2009 estimate
Legislative Branch	67	52	36
Judicial Branch	729	765	814
Department of Agriculture	372	318	292
Department of Defense--Military	92	91	91
Department of Energy	1	1	1
Department of Health and Human Services	102	102	102
Department of Homeland Security	48	27	27
Department of Housing and Urban Development	3		
Department of the Interior	367	301	315
Department of Justice	49	60	68
Department of Labor	4	4	6
Department of State	81	81	81
Department of Transportation	41,167	37,097	23,422
Department of the Treasury	668	676	679
Department of Veterans Affairs	1,733	1,728	1,720
Corps of Engineers-Civil Works	510	492	470
Other Defense Civil Programs	65	67	71
Environmental Protection Agency	1,263	1,306	1,229
General Services Administration	3		
International Assistance Programs	14	15	16
National Aeronautics and Space Administration	3	3	3
National Science Foundation	31		
Office of Personnel Management	45,360	47,767	50,369
Social Security Administration	209	2	2
Other Independent Agencies	275	270	269
TOTAL.....	93,216	91,225	80,083

TABLE 8

TRUST FUND UNOBLIGATED BALANCES, BY MAJOR FUNDS

(In millions of dollars)

Department or other unit	Balances, end of year		
	2007 actual	2008 estimate	2009 estimate
Judicial Survivors' Annuities Fund	469	479	495
Judicial Officers' Retirement Fund	245	270	302
Forest Service Trust Funds	287	234	208
Sport Fish Restoration	166	164	147
Limitation on Administrative Expenses	209	2	2
Hazardous Substance Superfund	1,244	1,278	1,202
Grants-in-aid for Airports (Airport and Airway Trust Fund)	203	34	34
Facilities and Equipment (Airport and Airway Trust Fund)	1,038	995	421
Federal-aid Highways	35,726	32,163	20,845
Miscellaneous Highway Trust Funds	165		
Formula and Bus Grants	3,818	3,814	2,067
Coastal Wetlands Restoration Trust Fund	152	175	194
Rivers and Harbors Contributed Funds	348	307	266
Other	1,465	1,220	1,210
NON-REVOLVING TRUST FUNDS Subtotal.....	45,535	41,135	27,393
Assessment Funds	668	676	679
Employees Life Insurance Fund	32,064	33,935	35,991
Employees and Retired Employees Health Benefits Funds	13,296	13,832	14,378
Veterans Special Life Insurance Fund	1,599	1,593	1,583
Other	54	54	59
REVOLVING TRUST FUNDS Subtotal.....	47,681	50,090	52,690
TOTAL, TRUST FUND UNOBLIGATED BALANCES.....	93,216	91,225	80,083

BRIDGE TABLE

Bridge Table for Trust Funds: From Unexpended Balances of Budget Authority to Cash Balances

Federal law designates certain accounts as trust funds. These accounts are authorized to do two things. First, trust funds are authorized to collect receipts or offsetting receipts that are earmarked for specific purposes. Second, trust funds are authorized to obligate or spend those receipts. The receipts or offsetting receipts are deposited in trust fund “receipt” accounts. The amounts authorized to be obligated or spent are credited to trust fund “expenditure” accounts.

Previous tables in this report provide information on the unexpended balances of “budget authority” that are in trust fund “expenditure” accounts as shown in the “Program and Financing” (P&F) schedule printed in the Appendix to the Budget.

TRUST FUND UNEXPENDED BALANCES OF BUDGET AUTHORITY

Trust fund balances of budget authority are derived from the information in the P&F schedule which is also known as MAX schedule P in the Budget database. Specifically, the unexpended balances in schedule P consist of balances from the following:

- Amounts appropriated;
- Offsetting collections credited to expenditure accounts; and
- Unfunded contract authority.

The first line in Table 9 presents the total trust fund unexpended balance of budget authority as presented in the previous trust tables in this report.

Balances of amounts *appropriated* represent cash balances. No further legal action is needed to obtain cash to liquidate obligations incurred against appropriations. Balances of offsetting collections credited to expenditure accounts also represent cash balances. Offsetting collections result from laws that authorize the crediting of certain collections of cash (generally from business-like transactions like the selling of stamps) directly to trust expenditure accounts.

Unfunded Contract Authority. In contrast, balances of unfunded contract authority do not represent cash balances. Unfunded contract authority results from laws that provide the authority to obligate the Federal government in *anticipation* of receiving cash at a later date to cover disbursements. The anticipated cash can take the form of an offsetting collection or an appropriation to liquidate the unfunded contract authority.

The line in Table 9 labeled “Sub-total, Unfunded Contract Authority” provides the amounts that must be subtracted from trust fund unexpended balances to get to the amount of trust fund cash balances in trust fund expenditure accounts.

Trust Fund Receipt Accounts. As a general rule, the amounts in trust fund receipt accounts are “cash” balances. The balances of trust fund receipts are derived from the information in the “Special and Trust Fund Receipts” (N) schedule.

TRUST FUND CASH BALANCES

The line in Table 9 labeled “Sub-total, Trust Fund Receipts” provides the additional amount that must be added to the amount of trust fund cash balances in trust fund expenditure accounts to reach the total trust fund cash balances.

TABLE 9 TRUST FUND BRIDGE FROM BALANCES OF BUDGET AUTHORITY TO CASH BALANCES

(In millions of dollars)

Description	Balances, end of year		
	2007 actual	2008 estimate	2009 estimate
TRUST FUND UNEXPENDED BALANCES	352,955	356,956	350,836
Unfunded Contract Authority:			
Grants-in-aid for Airports (ATF)	-4,342	226	1,076
Highway Trust Funds	-75,228	-73,037	-66,122
Foreign Military Sales Trust Fund	-50,412	-50,412	-50,412
Surcharge Collections, Commissary, Defense	-42	-37	-31
Sub-total, unfunded contract authority	-130,024	-123,260	-115,489
Cash balance in expenditure accounts	222,931	233,696	235,347
Trust Fund Unavailable Receipts:			
Airport and airway trust fund	1,801	679	958
Aquatic resources trust fund	1,093	1,039	1,044
Water resources trust funds	3,889	4,511	5,447
Scholarships and education funds	1,464	1,699	1,867
Federal disability insurance trust fund	188,314	192,269	195,710
Federal employee retirement funds	710,956	743,082	775,696
Federal hospital insurance trust fund	290,036	293,657	303,183
Federal old-age and survivors insurance	1,919,390	2,105,872	2,304,063
Federal supplementary medical insurance	23,644	37,916	45,975
Hazardous substance superfund	273	176	146
Highway trust funds	-3,445	-14,273	-23,908
Leaking underground storage tank trust fund	2,855	3,055	3,297
Armed forces retirement funds	212,562	245,044	280,912
Oil spill liability trust funds	814	903	986
Railroad retirement trust funds	33,067	35,014	34,892
Unemployment trust funds	73,882	83,280	92,712
Vaccine improvement program trust fund	2,610	2,806	2,869
Veterans life insurance funds	8,350	7,904	7,408
Voluntary separation incentive fund	548	490	428
Other trust funds	-8,620	-9,519	-5,532
Sub-total, trust fund unavailable receipts	3,463,483	3,735,604	4,028,153
TRUST FUND CASH BALANCES	3,686,414	3,969,300	4,263,500

CREDIT REFORM – FINANCING ACCOUNTS

TABLE 10
CREDIT REFORM - FINANCING ACCOUNTS WITH UNOBLIGATED BALANCES

Under the Federal Credit Reform Act of 1990 (FCRA), new account structures were established for post-1991 direct loan obligations and loan guarantee commitments. All estimated subsidy costs for new direct loan obligations and loan guarantee commitments are recorded in accounts that are called “program” accounts. All cash flows for the direct loans and loan guarantees are recorded in separate non-budgetary financing accounts. The net cash flows for these transactions are recorded outside the budget totals as a means of financing the deficit. Hence, these accounts are called “financing” accounts. In other words, only the un-reimbursed costs of making or guaranteeing new loans --- the subsidy costs, on a net present value basis, and administrative expenses, on a cash basis --- are counted in the budget totals. The FCRA authorizes financing authority, which permits obligations to be incurred by financing accounts and is parallel to the concept of budget authority. This table presents the unobligated balances of financing authority in the credit financing accounts. The unobligated balances in the direct loan financing accounts are needed to repay the Department of Treasury for the amounts borrowed in the past to make loans. These balances also provide working capital to pay the costs of foreclosing, managing, and selling collateral due to default. The unobligated balances in the loan guarantee financing accounts are needed to pay interest subsidies, claims to lenders when a borrower of a Federal guaranteed loan is delinquent or in default, and to provide working capital to pay the costs of foreclosing, managing, and selling collateral due to default.

TABLE 10

CREDIT REFORM - FINANCING ACCOUNTS

Description	Unobligated balances, end of year					
	(In millions of dollars)			(By percent)		
	2007	2008	2009	2007	2008	2009
DIRECT LOAN UNOBLIGATED BALANCES:						
Agricultural Credit Insurance Fund Direct Loan Financing Account	1,515	1,357	1,506	2.5	2.7	3.3
Rural Electrification and Telecommunications Direct Loan Financi	142	0	0	.2	.0	.0
Rural Water and Waste Disposal Direct Loans Financing Account	11	35	70	.0	.1	.2
Rural Housing Insurance Fund Direct Loan Financing Account	104	139	220	.2	.3	.5
P.L. 480 Direct Credit Financing Account	774	792	806	1.3	1.6	1.7
Debt Reduction - Financing Account	103	112	112	.2	.2	.2
Historically Black College and University Capital Financing Dire	319	0	7	.5	.0	.0
Federal Direct Student Loan Program Financing Account	3,563	0	0	5.9	.0	.0
Disaster Assistance Direct Loan Financing Account	131	4	4	.2	.0	.0
Disaster Direct Loan Financing Account	1,862	0	89	3.1	.0	.2
Debt Reduction Financing Account	203	0	0	.3	.0	.0
Overseas Private Investment Corporation Direct Loan Financing Ac	70	10	10	.1	.0	.0
Export-Import Bank Direct Loan Financing Account	995	583	450	1.6	1.2	1.0
Other	226	66	93	.4	.1	.2
DIRECT LOAN UNOBLIGATED BALANCES Subtotal.....	10,018	3,098	3,367	16.5	6.3	7.3
LOAN GUARANTEE UNOBLIGATED BALANCES:						
Agricultural Credit Insurance Fund Guaranteed Loan Financing Acc	306	347	440	.5	.7	1.0
Commodity Credit Corporation Export Guarantee Financing Account	1,215	929	980	2.0	1.9	2.1
Rural Housing Insurance Fund Guaranteed Loan Financing Account	644	710	799	1.1	1.4	1.7
Rural Business and Industry Guaranteed Loans Financing Account	248	124	56	.4	.3	.1
Emergency Steel, Oil, and Gas Guaranteed Loan Financing Account	54	55	56	.1	.1	.1
Health Education Assistance Loans Financing Account	107	81	73	.2	.2	.2
Indian Guaranteed Loan Financing Account	98	43	47	.2	.1	.1

TABLE 10

CREDIT REFORM - FINANCING ACCOUNTS

Description	Unobligated balances, end of year					
	(In millions of dollars)			(By percent)		
	2007	2008	2009	2007	2008	2009
Federal Family Education Loan Program Financing Account	33,230	26,785	23,112	54.7	54.2	50.0
Title 17 Innovative Technology Guaranteed Loan Financing Account	0	45	534	.0	.1	1.2
Maritime Guaranteed Loan (title XI) Financing Account	330	248	268	.5	.5	.6
Community Development Loan Guarantees Financing Account	102	112	122	.2	.2	.3
FHA-general and Special Risk Guaranteed Loan Financing Account	1,085	758	472	1.8	1.5	1.0
FHA-mutual Mortgage Insurance Guaranteed Loan Financing Account	2,988	7,030	6,239	4.9	14.2	13.5
Guarantees of Mortgage-backed Securities Financing Account	1,326	1,516	1,726	2.2	3.1	3.7
Business Guaranteed Loan Financing Account	2,804	1,448	1,271	4.6	2.9	2.7
Housing Guaranteed Loan Financing Account	2,965	3,398	3,846	4.9	6.9	8.3
Loan Guarantees to Israel Financing Account	1,243	1,317	1,430	2.0	2.7	3.1
Development Credit Authority Guaranteed Loan Financing Account	20	49	70	.0	.1	.2
Urban and Environmental Credit Guaranteed Loan Financing Account	121	76	79	.2	.2	.2
Loan Guarantees to Egypt Financing Account	178	172	180	.3	.3	.4
Overseas Private Investment Corporation Guaranteed Loan Financin	659	286	406	1.1	.6	.9
Export-Import Bank Guaranteed Loan Financing Account	895	728	796	1.5	1.5	1.7
Other	123	93	-113	.2	.2	-.2
LOAN GUARANTEE UNOBLIGATED BALANCES	50,741	46,350	42,889	83.5	93.7	92.7
TOTAL, DIRECT LOAN AND LOAN GUARANTEE BALANCES...	60,759	49,448	46,256	100	100	100

EXECUTIVE OFFICE OF THE PRESIDENT
OFFICE OF MANAGEMENT AND BUDGET

WASHINGTON, D.C. 20503