

U.S. CHEMICAL SAFETY AND HAZARD INVESTIGATION BOARD

INVESTIGATION REPORT

EXPLOSION AND FIRE

(3 Injured, Potential Offsite Consequences)

FIRST CHEMICAL CORPORATION

PASCAGOULA, MISSISSIPPI

OCTOBER 13, 2002

KEY ISSUES

EVALUATION OF REACTIVE HAZARDS

APPLYING LESSONS LEARNED

LAYERS OF PROTECTION

WORK PRACTICES

FACILITY SITING

COMMUNITY NOTIFICATION

REPORT No. 2003-01-I-MS

OCTOBER 2003

This investigation report examines an explosion and fire that occurred on October 13, 2002, at the First Chemical Corporation facility in Pascagoula, Mississippi. The decomposition of mononitrotoluene inside a distillation column resulted in a runaway reaction and explosion, with potentially catastrophic offsite consequences. This report identifies the root and contributing causes of the incident and makes recommendations on evaluating reactive hazards, applying lessons learned, layers of protection, work practices, facility siting, and community notification.

The U.S. Chemical Safety and Hazard Investigation Board (CSB) is an independent Federal agency whose mission is to ensure the safety of workers, the public, and the environment by investigating and preventing chemical incidents. CSB is a scientific investigative organization; it is not an enforcement or regulatory body. Established by the Clean Air Act Amendments of 1990, CSB is responsible for determining the root and contributing causes of accidents, issuing safety recommendations, studying chemical safety issues, and evaluating the effectiveness of other government agencies involved in chemical safety.

No part of the conclusions, findings, or recommendations of CSB relating to any chemical incident may be admitted as evidence or used in any action or suit for damages arising out of any matter mentioned in an investigation report (see 42 U.S.C. § 7412 [r][6][G]). CSB makes public its actions and decisions through investigation reports, summary reports, safety bulletins, case studies, incident digests, special technical publications, and statistical reviews. More information about CSB may be found at www.csb.gov.

Salus Populi Est Lex Suprema
People's Safety is the Highest Law

Information about available publications may be obtained by contacting:

U.S. Chemical Safety and Hazard
Investigation Board
2175 K Street NW, Suite 400
Washington, DC 20037-1848
(202) 261-7600

CSB publications may be purchased from:

National Technical
Information Service
5285 Port Royal Road
Springfield, VA 22161-0002
(800) 553-NTIS or
(703) 487-4600
Email: info@ntis.fedworld.gov

For international orders, see:
[www.ntis.gov/support/
cooperat.htm](http://www.ntis.gov/support/cooperat.htm).

For this report, refer to NTIS
number PB2004-101629

EXECUTIVE SUMMARY.....	11
1.0 INTRODUCTION.....	13
1.1 Background.....	13
1.2 Investigative Process.....	14
1.3 First Chemical Pascagoula Facility.....	14
1.3.1 Facility Description.....	14
1.3.2 Proximity to Other Industrial Complexes and Residences.....	15
1.4 Mononitrotoluene Process.....	16
1.4.1 Manufacturing and Refining.....	16
1.4.2 #1 MNT Distillation Column.....	16
2.0 DESCRIPTION OF INCIDENT.....	19
2.1 Pre-Incident Events.....	19
2.2 Incident Description.....	23
2.2.1 Day of Incident.....	23
2.2.2 Area of Impact and Potential Consequences.....	24
2.2.3 Emergency Response.....	26
2.3 Reconstructive Analysis.....	26
2.3.1 Grid Search.....	26
2.3.2 Steam Control Stations.....	27
2.3.3 Thermal Stability Testing.....	29
2.3.4 Vessel Integrity Testing.....	33
3.0 ANALYSIS OF INCIDENT.....	35
3.1 Reactive Chemical Hazard Management.....	35
3.1.1 Background on Mononitrotoluenes.....	35
3.1.2 Hazard Evaluation for Batch Distillation Project.....	35
3.1.3 Instrumentation for Batch Process.....	37
3.1.4 Procedures for Batch Process.....	37
3.1.5 Good Management Practices.....	38
3.1.6 Applying Lessons Learned.....	39
3.2 Monitoring and Instrumentation.....	39
3.3 Safe Work Practices.....	41
3.4 Maintenance Program and Equipment Integrity.....	44
3.4.1 Steam Valves.....	44
3.4.2 Distillation Column.....	44
3.5 Overpressure Protection.....	45
3.6 Control Room Construction and Location.....	46
3.7 Process Information and Retention of Records.....	49
3.8 Community Notification System.....	50

Contents (cont'd)

3.9	Review of Previous/Similar Incidents	51
3.9.1	Pascagoula Facility	51
3.9.2	Other Incidents	51
3.10	Regulatory Analysis	54
3.10.1	Process Safety Management Standard	54
3.10.2	Risk Management Program	55
3.10.3	Other Regulatory Standards	55
3.10.4	OSHA Investigation	56
3.10.5	Previous CSB Recommendations on Reactive Chemicals	57
3.10.6	Additional Good Management Practices.....	58
4.0	ROOT AND CONTRIBUTING CAUSES	61
4.1	Root Causes	61
4.2	Contributing Causes	63
5.0	RECOMMENDATIONS	65
6.0	REFERENCES	69
	APPENDIX A: Causal Factors Diagram.....	71

Figures

1	Facility Overview	15
2	#1 MNT Distillation Column (C-501) and Related Equipment	21
3	Temperature at Column Bottoms, September 21–October 13, 2002	22
4	Aerial Map of FCC Facility	25
5	Steam Line to Reboiler	27
6	Breach in Valve Seat for Bypass Line	28
7	DCS Readout of Steam Flow to Reboiler When System was Believed to be Isolated	29
8	Mononitrotoluene Induction Time–Temperature Data on Linear Scales	31
9	Damage to Control Room Roof and Door	47

Table

1	Condensed Event Timeline, September 7–October 13, 2002	19
---	---	----

Acronyms and Abbreviations

ACC	American Chemistry Council
ANSI	American National Standards Institute
API	American Petroleum Institute
ARC	Accelerating rate calorimeter
ASME	American Society of Mechanical Engineers
°C	Degrees Celsius
CCPS	Center for Chemical Process Safety
CFR	Code of Federal Regulations
CSB	U.S. Chemical Safety and Hazard Investigation Board
DBB	Double block and bleed
DCS	Distributed control system
DNT	Dinitrotoluene
EPA	U.S. Environmental Protection Agency
ESD	Emergency shutdown
°F	Degrees Fahrenheit
FCC	First Chemical Corporation
HSE	Health and Safety Executive (United Kingdom)
IChemE	Institution of Chemical Engineers (United Kingdom)
IEC	International Electrotechnical Commission
ISA	Instrument Society of America
LEPC	Local emergency planning committee
meta-MNT	Meta-mononitrotoluene
mmHg	Millimeters of mercury
MNT	Mononitrotoluene
MPC	Mississippi Phosphates Corporation
MSDS	Material safety data sheet
NFPA	National Fire Protection Association
ortho-MNT	Ortho-mononitrotoluene

OSHA	Occupational Safety and Health Administration
para-MNT	Para-mononitrotoluene
PHA	Process hazard analysis
PNMC	Para-nitrometacresol
psi	Pounds per square inch
psig	Pounds per square inch gage
PSM	Process safety management (OSHA)
PSV	Pressure safety valve
RMP	Risk management program (EPA)
RP	Recommended practice (API)
SIS	Safety interlock system
SOCMA	Synthetic Organic Chemical Manufacturers Association
TNT	Trinitrotoluene

Executive Summary

An explosion at the First Chemical Corporation (FCC) facility in Pascagoula, Mississippi, on October 13, 2002, propelled large fragments of debris offsite, several of which landed near crude oil storage tanks. The offsite consequences could have been catastrophic.

Steam leaking through manual valves heated mononitrotoluene (MNT) inside a distillation column, which was shut down at the time of the incident and thought to be isolated. The column contained about 1,200 gallons of MNT, a potentially highly energetic reactive material when heated. The material decomposed over several days, resulting in a runaway reaction and explosion.

Debris from the explosion caused a fire in an MNT storage tank that burned for almost 3 hours, and numerous smaller fires both onsite and offsite. Some of the debris—including one piece weighing over 6 tons—landed in an adjacent facility.

FCC emergency responders fought the onsite fires, while local community firefighters fought small fires along the public roadway. The Jackson County Emergency Management Agency called a shelter-in-place for the local community. FCC personnel began air monitoring; later that morning, the U.S. Environmental Protection Agency (EPA) arrived onsite and also monitored air quality.

The U.S. Chemical Safety and Hazard Investigation Board (CSB) incident investigation revealed the following root causes:

- The FCC Pascagoula facility did not have an adequate management system for evaluating the hazards of processing MNT, and did not apply lessons learned from hazard analyses of similar processes in the plant.
- There was no system to ensure that the MNT column was equipped with sufficient layers of protection, including alarms, safety interlocks, and overpressure protection.
- The system for ensuring consistent work practices when isolating equipment was ineffective.
- The program to ensure the integrity of isolation valves in the steam line connected to the MNT column was inadequate.

An explosion at the First Chemical Corporation facility in Pascagoula, Mississippi, on October 13, 2002, propelled large fragments of debris offsite, several of which landed near crude oil storage tanks.

The column contained about 1,200 gallons of MNT, a potentially highly energetic reactive material when heated.

Some of the debris—including one piece weighing over 6 tons—landed in an adjacent facility.

CSB also determined that neither the construction of the control room nor its proximity to the process was evaluated to ensure that employees would be protected from catastrophic events. Likewise, the system for notifying the surrounding community about chemical releases or other hazardous incidents was inadequate to ensure that local residents were informed and knew what steps to take.

CSB makes recommendations to E. I. du Pont de Nemours and Company (which acquired the facility in November 2002); the Pascagoula facility; Jackson County, Mississippi; the American Chemistry Council (ACC); and the Synthetic Organic Chemical Manufacturers Association (SOCMA).

1.1 Background

The rupture of a 145-foot-tall distillation column (C-501)¹ used to refine mononitrotoluene (MNT) caused the October 13, 2002, explosion and fire at the First Chemical Corporation (FCC) facility in Pascagoula, Mississippi. The column was thought to be isolated and in standby mode at the time of the explosion—approximately 5:25 am—though it contained a significant amount of MNT.

Debris from the explosion, including metal fragments and packing² from the column, was scattered throughout the facility and propelled offsite. One large fragment of the distillation column punctured a nearby para-MNT storage tank and ignited its contents, which burned for almost 3 hours. A 6-ton column segment was hurled 1,100 feet and landed near a crude oil storage tank at a refinery across the highway. Flying glass injured three FCC employees, who were in the unit control room at the time of the explosion. All three employees received first-aid, and one required additional medical treatment.³

The FCC fire brigade fought the onsite fires, including the large para-MNT storage tank fire and numerous fires initiated by burning material on ejected column packing. Local community emergency responders provided backup and firefighting support for numerous small fires outside the facility. The sheriff's department provided traffic control. FCC personnel, the U.S. Environmental Protection Agency (EPA), and the U.S. Coast Guard monitored the air around the facility.

Because this incident had potentially significant offsite impacts and likely involved a reactive material, the U.S. Chemical Safety and Hazard Investigation Board (CSB) launched an investigation to determine the root and contributing causes, and to issue recommendations to help prevent similar occurrences.

The rupture of a 145-foot-tall distillation column used to refine mononitrotoluene caused the October 13, 2002, explosion and fire at the First Chemical Corporation facility in Pascagoula, Mississippi.

The column was thought to be isolated and in standby mode at the time of the explosion—approximately 5:25 am—though it contained a significant amount of MNT.

A 6-ton column segment was hurled 1,100 feet and landed near a crude oil storage tank at a refinery across the highway.

¹The #1 MNT still (C-501) was referred to as both the “still” and the “column.” These terms are used interchangeably throughout this report.

²Packing material was removable stainless-steel grating inside the column used to aid in the distillation process.

³This treatment was for an Occupational Safety and Health Administration (OSHA)-recordable injury.

1.2 Investigative Process

In conducting its independent investigation, CSB examined physical evidence, interviewed current and former FCC employees, and reviewed company documents and scientific literature. CSB investigators visited neighboring companies, including Chevron and Mississippi Phosphates Corporation (MPC), and surveyed the surrounding area in an effort to collect debris from the explosion. CSB contracted for testing of chemical samples and piping components, and also consulted with experts in the process and chemistry used at FCC. A community meeting was held on January 15, 2003, to gather information about the incident from local residents and interested parties.

1.3 First Chemical Pascagoula Facility

1.3.1 Facility Description

FCC is located on a 60-acre parcel east of Pascagoula, Mississippi, in the Bayou Cassotte Industrial Park. At the time of the incident, ChemFirst Inc., of Jackson, Mississippi—a member of the Synthetic Organic Chemical Manufacturers Association (SOCMA)—owned the facility. The plant employed 137 people and eight full-time contractors.

E. I. du Pont de Nemours and Company (DuPont) was in the process of purchasing the FCC facility at the time of the incident and delayed the acquisition to review the consequent damage. DuPont officially acquired ChemFirst Inc. (the parent company of FCC) on November 6, 2002.

The facility is a major producer of aniline⁴ and nitrotoluene intermediates and derivatives used in a variety of industries. It is one of the largest producers of aniline, and the world's second largest and only U.S. producer of nitrotoluenes.

The facility is a major producer of aniline and nitrotoluene intermediates and derivatives used in a variety of industries.

⁴Aniline is an oily liquid from the aromatic amine family of chemicals, with the chemical formula $C_6H_5NH_2$.

Large bulk storage tanks for raw materials and finished products, warehouses and maintenance areas, control rooms and other office facilities, and the main office complex are located onsite (Figure 1). One building near the ruptured column housed the process area control room, locker room, offices, and a quality control laboratory.



Figure 1. Facility overview.
(Note: The crane is attached to the column damaged in the explosion.)

1.3.2 Proximity to Other Industrial Complexes and Residences

The FCC facility is bordered by the following:

- To the south, MPC, a fertilizer manufacturer—A large ammonia storage tank is located onsite; in addition, MPC also owns a large gypsum pile north of FCC.

-
- To the east, a Chevron refinery—Several crude oil storage tanks are located approximately 500 feet from the FCC property line. A highway and a rail spur are also located to the east of FCC.
 - To the west, 0.25 mile, the Bayou Cassotte, a shipping route for businesses—A residential area is located to the west of the bayou.

1.4 Mononitrotoluene Process

MNT is used in the production of dyes, rubber chemicals, and agricultural chemicals.

The . . . purified MNT liquid flows to a three-column distillation unit to separate the three isomers of MNT—ortho-, meta-, and para-MNT.

1.4.1 Manufacturing and Refining

MNT is used in the production of dyes, rubber chemicals, and agricultural chemicals. It is an aromatic⁵ nitro compound that is made by reacting toluene with nitrating acid, typically a combination of nitric and sulfuric acids. At the conclusion of the nitration reaction, the product—at this point consisting of MNT, residual acid, toluene, and water—is sent to a separator, where the spent acid is concentrated and recycled. The rest of the product goes through a washing step and then flows to a toluene stripper to remove residual toluene. The resultant purified MNT liquid flows to a three-column distillation unit to separate the three isomers⁶ of MNT—ortho-, meta-, and para-MNT.

1.4.2 #1 MNT Distillation Column

The vessel involved in the explosion, the #1 MNT distillation column (C-501), was the first of three distillation columns in the unit. It was 7 feet in diameter and approximately 145 feet tall.

⁵An aromatic compound contains six carbon atoms that are interconnected, sometimes referred to as a “benzene ring.”

⁶An isomer is two or more chemical compounds having the same atoms in the same proportion but differing in properties because of differences in molecular structure. There are three isomers of MNT.

During normal operation, the column ran under vacuum to facilitate the separation process. Temperatures ranged from around 350 degrees Fahrenheit (°F) at the bottom of the column to near ambient at the top. Two steam-heated reboilers⁷ supplied heat. Eight temperature indicators were positioned throughout the column, though they were not equipped with alarms.

A pump removed material from the bottom of the column (predominantly para- and meta-MNT), which was sent to a second distillation column for separation of the isomers. This material might also be circulated back to C-501. A reflux pump removed liquid (predominantly ortho-MNT) from the top collector tray; the liquid flowed through a cooler and was either sent to storage or returned to the top of the column. The column was filled with stainless-steel packing material to aid in the distillation process.

The facility central steam plant provides 300-pounds-per-square-inch-gage (psig) steam to the reboilers. The steam line to each reboiler is a 3-inch line with inlet and outlet manual block valves and a flow control valve in series. A bypass line around the control valve contains a manual block valve.

⁷A reboiler for a distillation column is a heat exchanger that generally has process material flowing through one side and a heating medium, such as steam, flowing through the other side. When steam is used, it heats the process material—which, in turn, warms the material in the bottom of the vessel, causing the components with lower boiling points to vaporize.

2.0 Description of Incident

2.1 Pre-Incident Events

Five weeks before the incident, on September 5, 2002, the Pascagoula FCC facility experienced problems with the sulfuric acid concentrator upstream of the MNT unit. FCC decided to shut off the feed to the MNT distillation columns, including the #1 MNT column (C-501), on September 7 (Table 1).

Table 1
Condensed Event Timeline, September 7–October 13, 2002

Date (2002)	Event
Sept 7	Feed to distillation column shut down; column left on total reflux
Sept 22	Fire in hydrogen unit; steam isolation valves closed
Sept 27	Vacuum broken on distillation column
Sept 29	Entire facility shut down for maintenance turnaround
Oct 5	Plant boilers brought back online
Oct 5–13	Temperature steadily increases at column bottom
Oct 13	Distillation column wall breached; seconds later, at 5:25 am, column ruptures

FCC . . . shut off the feed to the MNT distillation columns, including the #1 MNT column (C-501), on September 7. C-501 contained approximately 1,200 gallons of MNT at the time.

C-501 contained approximately 1,200 gallons of MNT at the time; the column was left on total reflux.⁸ Due to low product demand, the decision was made not to start up the columns in the MNT unit until work associated with the plant-wide shutdown (scheduled for early October) was completed. The 1,200 gallons remained inventoried in the column, and the manual valves remained closed. There was no followup audit of isolation of the column prior to commencing the longer term shutdown.

⁸“Total reflux” means that steam continued to be fed to the reboilers, but no fresh feed flowed to the column. Although material was continuously recycled through the column, no product was removed and sent to storage.

It was believed that the September 22 fire in the #2 hydrogen unit could have affected steam production for the facility.

For the next 5 days, the valves on the steam line remained closed; however, . . . the temperature in the base of the column did not fall below 300°F. The temperature would have been expected to decrease to around ambient if no heat was being added.

Operations personnel did not actively monitor the temperature.

It was believed that the September 22 fire in the #2 hydrogen unit could have affected steam production for the facility. Operators quickly attempted to isolate the heat sources to columns that were not considered priority at the time, such as columns on reflux (including C-501). For both steam stations, operators closed the manual valve to the reboilers, downstream of the control valve (shown as valve 2 in Figure 2). The manual valve in the bypass line (valve 1) was normally left in the closed position. The distributed control system⁹ (DCS) sent a signal to the control valve (valve 3) to close.

For the next 5 days, the valves on the steam line remained closed; however, DCS information reviewed after the incident indicates that the temperature in the base of the column did not fall below 300°F. The temperature would have been expected to decrease to around ambient if no heat was being added.

On September 27, in preparation for maintenance on the reflux cooler, unit operators broke the vacuum in C-501 (i.e., pressurized the column) by injecting nitrogen into the system. Nitrogen feed was provided through a tubing connection to the top head vapor discharge line. Because the pressure gauge measured only the degree of vacuum on the column and had a range of 0 to 200 millimeters mercury (mmHg), there were no data to verify that the vacuum was fully broken.¹⁰

Operations personnel did not actively monitor the temperature. Figure 3 shows a chart of the DCS data for the bottom two temperature indicators.

⁹A distributed control system is an automated system used to control and monitor a chemical process.

¹⁰Failure to fully break the vacuum in the column likely led to air being introduced, which was not subsequently purged. The presence of air can increase the reaction rate of MNT, as discussed in Section 3.0.

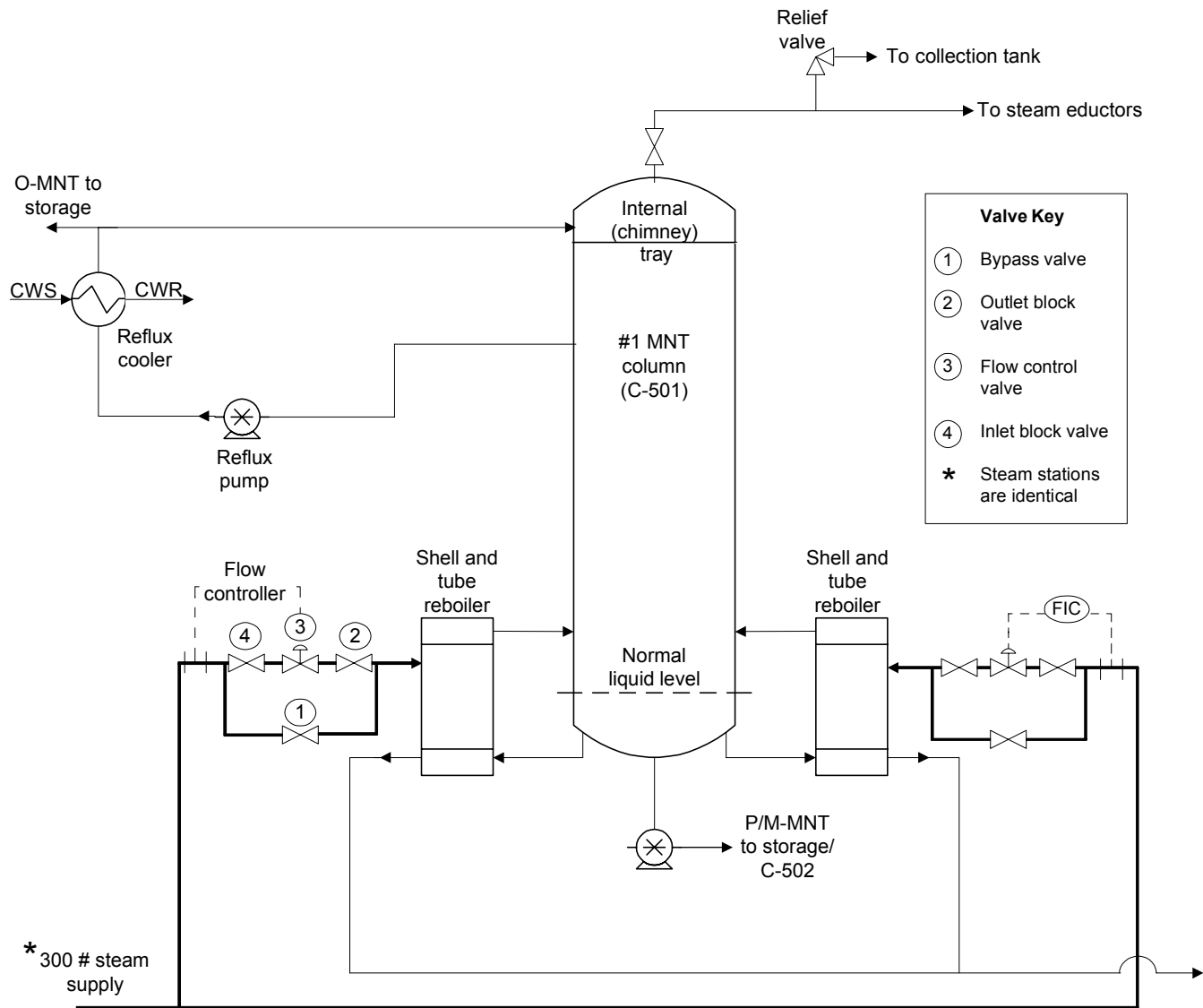


Figure 2. #1 MNT distillation column (C-501) and related equipment.

Column bottoms temperatures 9-21 through 10-13

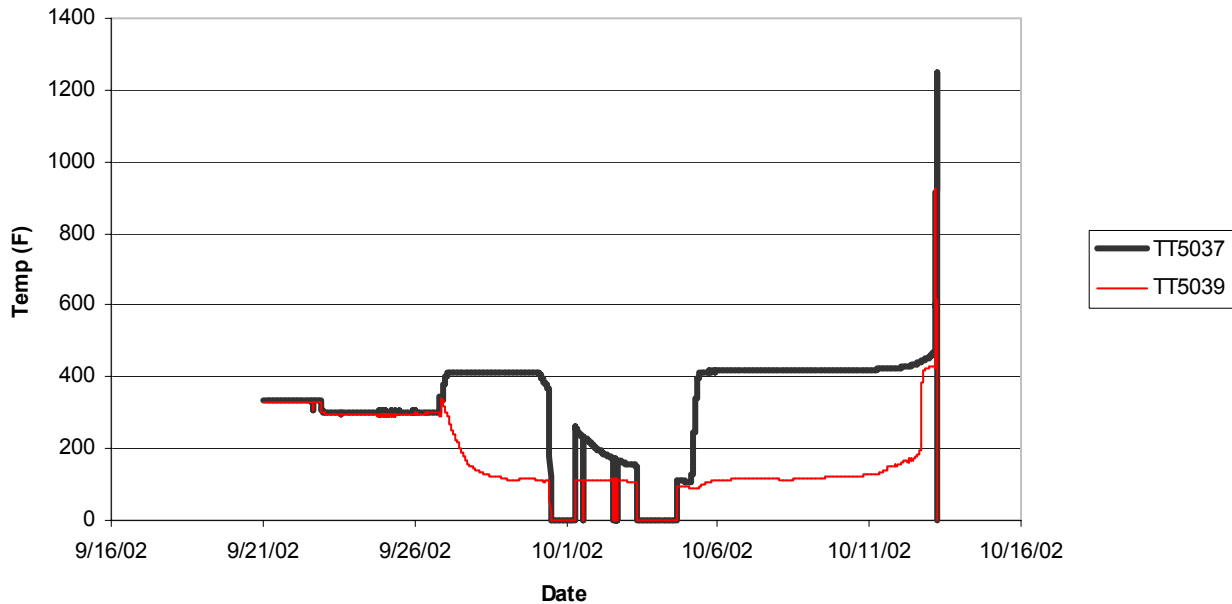


Figure 3. Temperature at column bottoms, September 21–October 13, 2002. (Note: Thermocouple TT-5037 [the top line shown for 10/11/2002] was at the bottom of the vessel, and TT-5039 was above the reboiler inlet line.)

On September 29, the plant steam boilers were shut down for scheduled maintenance. The temperature in C-501 cooled to near ambient. Power was lost to DCS on October 1 and restored the next day; the hard drive on the control system was lost on October 3 and restored the following day. No DCS data are available for these times.

Maintenance on the boilers was completed on October 5, and the system was brought back online. The temperature of the material in the bottom of the column increased to approximately 415°F by mid-morning.

2.2 Incident Description

2.2.1 Day of Incident

The temperature of the material in the #1 MNT column (C-501) continued to rise following the boiler startup on October 5, until it reached over 450°F on the morning of October 13. There is no evidence that the temperature was being monitored by operations.¹¹

The higher temperature at the base of the column likely vaporized some material, which was carried up the column and accumulated on the chimney tray at the top. On the morning of October 12, a high-level alarm for the tray actuated; it was silenced by the operator, but no further action was taken.

Early on October 13, an operator in the area of C-501 heard rumbling, which was followed by an increasingly loud sound described as being similar to a relief valve venting.¹² Operators in the area noticed material venting at a high velocity from an apparent horizontal breach in the upper half of the column; it was described as smoke or steam or “snow.” One eyewitness described the material as “blowing to the east,” toward the Chevron facility.

One operator left the control room to investigate and quickly determined that the only safe action was to return. He instructed two other operators to stay inside the control room, which was located only about 50 feet from the base of the column.

According to eyewitness testimony, a few seconds to minutes later, the column ruptured. The force of the explosion knocked down the three operators who were standing just inside the control room door; they received cuts and abrasions from shattering glass. One operator said he saw a fireball move past the door.

The explosion propelled the top 35 feet of C-501—both the vessel head and approximately 30 feet of the cylindrical shell—offsite. All the structured packing inside the column was ejected, and burning

The temperature of the material in C-501 continued to rise following the boiler startup on October 5, until it reached over 450°F on the morning of October 13.

The explosion propelled the top 35 feet of C-501—both the vessel head and approximately 30 feet of the cylindrical shell—offsite.

¹¹No alarms were associated with the temperature indicators.

¹²CSB examined the relief valve and downstream tank after the incident and determined that the valve did not open.

A large column sidewall fragment hit a storage tank approximately 500 feet away, resulting in a fire in and around the vessel. The tank held more than 2 million pounds of para-MNT.

A piece of shrapnel struck a pipe rack directly above a 500,000-pound anhydrous ammonia tank onsite. A 6-ton piece of column sidewall was hurled approximately 1,100 feet onto Chevron property.

residue on the packing material inside the column was also blown out and offsite. A large column sidewall fragment hit a storage tank approximately 500 feet away, resulting in a fire in and around the vessel. The tank held more than 2 million pounds of para-MNT. The cooling tower for the unit was also struck by debris and caught fire.

The pressure of the explosion damaged a number of buildings onsite, including the control room. Almost all of the acoustical drop ceilings in the control room and adjacent laboratories and breakrooms collapsed. The roof was extensively damaged, cinderblock walls were cracked and distorted, and the exterior doors were buckled and glass broken. An administration building located over 400 feet from C-501 was significantly damaged, including impact from a piece of shrapnel that punctured the cinderblock wall adjacent to an office. Roll-up doors and corrugated siding on a number of additional steel-frame construction buildings were damaged.

2.2.2 Area of Impact and Potential Consequences

The explosion propelled large fragments from the vicinity of the column. A piece of shrapnel struck a pipe rack directly above a 500,000-pound anhydrous ammonia tank onsite. A 6-ton piece of column sidewall was hurled approximately 1,100 feet onto Chevron property; it landed an estimated 50 feet from a 250,000-barrel crude oil storage tank. A valve and portions of piping were also found on Chevron property as much as 1,700 feet from the column.

Within this radius of potential impact were several pieces of equipment that contained flammable and toxic material, including tanks and piping. As previously discussed, a crude MNT storage tank at FCC (which contained para-MNT) was hit by shrapnel and caught fire. There were a number of other potential receptors, including chlorine cylinders and sulfuric acid tanks. If debris had hit this equipment, it is likely that the incident would have caused significant secondary releases of material. (See Figure 4 for an aerial map of FCC and the surrounding area.)




Figure 4. Aerial map of FCC facility.
(Circle shows an approximate 2,000-foot radius from
the #1 MNT column [C-501], the area of the debris search.)

The Jackson County Emergency Management Agency called a shelter-in-place for nearby residents, and a no-fly zone was established for 1 mile around the facility.

2.2.3 Emergency Response

Following the explosion, the operators gathered and accounted for each employee. They then used water monitors and other firefighting equipment to put out the small fires caused by burning debris. Local firefighters extinguished fires along the public highway. The largest fire was in the para-MNT storage tank. All fires were extinguished by 8:30 am on October 13.

Wind blew the black smoke from the facility in an easterly and southeasterly direction over Chevron property and the Gulf of Mexico. The Jackson County Emergency Management Agency called a shelter-in-place¹³ for nearby residents, and a no-fly zone was established for 1 mile around the facility.

2.3 Reconstructive Analysis

To assist in determining the causes of the explosion in the #1 MNT column (C-501), the CSB investigation team analyzed various aspects of the explosion and factors leading up to it. CSB commissioned a geographic grid search for pieces of the vessel, and also tested the steam control stations and chemical samples.

2.3.1 Grid Search

FCC contracted out the initial search for explosion debris. The contractor found light fragments (e.g., aluminum packing and strapping) mainly to the south and east, up to 0.7 mile from the facility; a portion of this material landed on a Chevron storage tank due south of the column.

Heavy fragments were concentrated mainly in a large storage tank farm to the east, also on Chevron property. The largest piece of debris was a section of the top of the column, which weighed

¹³A shelter-in-place is called to minimize potential exposure to chemicals. The steps include going inside a secure enclosure such as a house, closing all windows and doors, turning off ventilating equipment to prevent chemical ingress, and monitoring local television or radio stations for further instructions.

approximately 13,500 pounds. It was found about 1,100 feet from the base of C-501. The 7-foot-diameter head of the column was not found during these searches.

In November, FCC again used the contractor for a search of two cooling water ponds located on Chevron property. Magnetometers were used; the head of the column was not found, though several other large pieces were recovered. Among the items were a large section of grating, a 4-foot-long section of 1-inch piping, and two valves—one weighing 50 to 60 pounds.

In an effort to locate additional physical evidence, including the head of the column, CSB investigators searched a used equipment area on MPC property in December. CSB also commissioned a contractor to search areas not covered previously within a 2,000-foot radius of the column. The entire search area covered over 81 acres.¹⁴

2.3.2 Steam Control Stations

CSB examined the means by which heat could have been applied to the MNT that remained in C-501 after it was shut down. Separate supply lines carried steam to the two reboilers at the base of the column. Manual valves downstream of the control valves in both lines and both bypass lines were closed on September 22, as confirmed by log entries, interviews, and the as-found position of the valves. In addition, the flow control valves had been commanded closed from DCS. CSB tested both valve stations to determine if they had leaked and the likely cause. Each station consisted of four valves, as shown in Figure 5.

CSB contracted to have the steam stations tested in the as-found condition of the valves to determine leak rate. Test data showed that the manual valve in the bypass line for one of the stations was leaking significantly, over 180 pounds/hour. Corrosion and erosion caused a breach in the valve; and the steam flow caused holes to form in the seat of the valve, one of which is shown in Figure 6.

CSB examined the means by which heat could have been applied to the MNT that remained in C-501 after it was shut down.




Figure 5. Steam line to reboiler. (The numbered valves represent: [1] manual valve in bypass line, [2] outlet block valve, [3] automatic flow control valve, and [4] inlet block valve.)

¹⁴The column head and other associated debris were never located.




Figure 6. Breach in valve seat for bypass line.

Examination of the other steam station indicated that it leaked as well. Although the manual valve in the bypass line (i.e., valve 1 in Figures 2 and 5) did not appear to leak, the facing on the outlet block valve (downstream of the flow control valve) was severely scored from corrosion products and debris in the system. Because the flow control valve was not intended to be a tight shut-off valve, it is likely that steam leaked through the main branch.

[Test] results verify that steam likely leaked through manual valves and continued to heat material in C-501, even though the valves were in the closed position.

Based on examination of the outlet-blocking valve for that station (i.e., valve 2), it is believed that debris and particulates may have prevented the valve from seating properly. The steam system was moist—meaning that it contained liquid as well as steam vapor, which contributed to additional erosion and corrosion of the piping system.

These results verify that steam likely leaked through manual valves and continued to heat material in C-501, even though the valves were in the closed position. These findings are consistent with DCS data, which indicate that there was flow through the line when the valves were closed and believed to be isolating the steam source from C-501 (Figure 7).

DCS data, though exhibiting an erratic pattern, indicate even higher flow rates than were found during CSB testing. Although the registered flow rates indicated in the DCS data may not be correct, they illustrate that flow was occurring in the system at a time when the column was believed to be isolated.

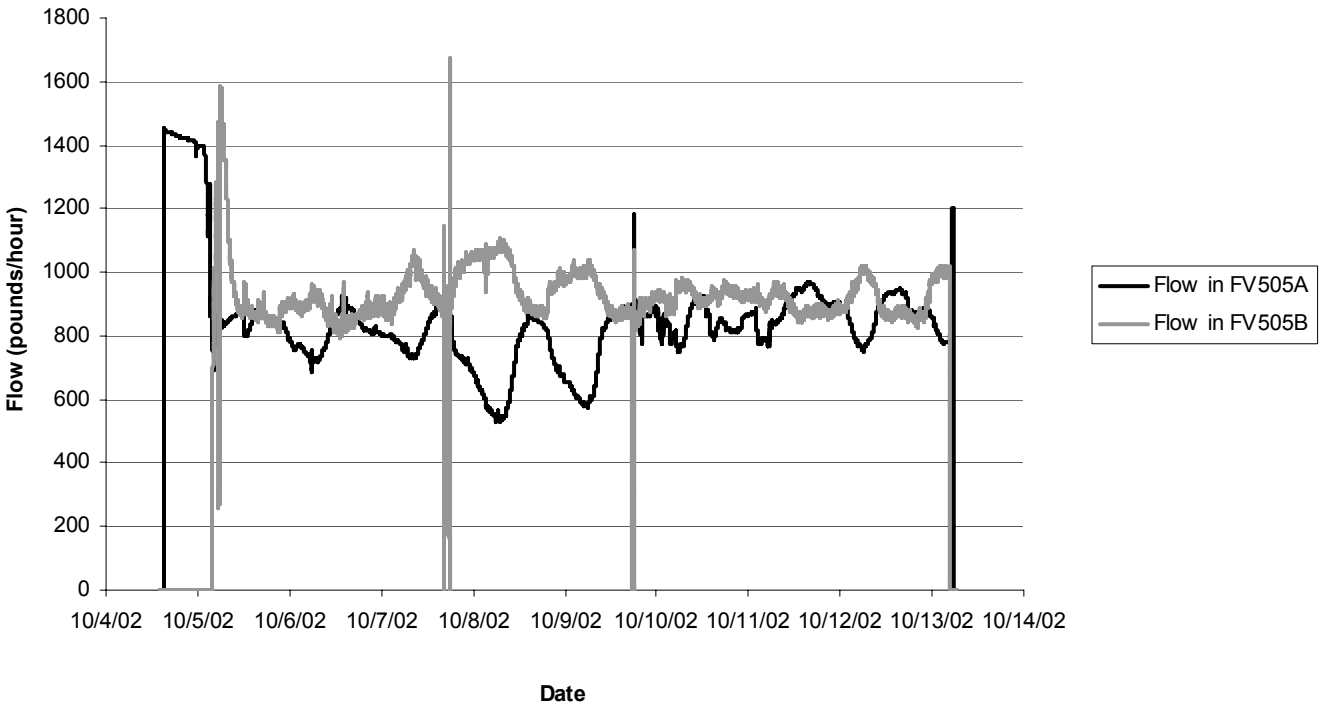


Figure 7. DCS readout of steam flow to reboiler when system was believed to be isolated.

2.3.3 Thermal Stability Testing

The chemistry of nitrotoluenes has been studied for a number of years. Nitrotoluenes may decompose when exposed to high temperatures instantly or to elevated temperatures for an extended time. The decomposition mechanism generates gases, which can build pressure if the material is confined.

C-501 was shut down with 1,200 gallons of material in the base and exposed to heat for an extended time. CSB investigators theorized that a thermal decomposition of MNT caused the explosion. To verify this theory, CSB arranged for testing of fresh MNT samples collected upstream of C-501. (Because of the incident, there was no

Nitrotoluenes may decompose when exposed to high temperatures instantly or to elevated temperatures for an extended time.

C-501 was shut down with 1,200 gallons of material in the base and exposed to heat for an extended time. CSB investigators theorized that a thermal decomposition of MNT caused the explosion.

Between 415° and 454°F—roughly the temperature range of MNT column bottoms during several days prior to the explosion—the induction time for self-heating would have decreased from about 35 days to just over 1 day, respectively.

The induction data are consistent with a self-heating reaction.

material to sample in the column itself.) The feedstock samples contained all three isomers of MNT. They were representative of the MNT that would be expected to be in the column, except that they contained approximately 3 percent toluene, which would have been removed from the feedstock by the toluene stripper prior to entering C-501. Because of the low amount of toluene present, the samples were tested as received. No other contaminants were found in the samples.

Adiabatic calorimetry testing was conducted on the samples.¹⁵ The initial test used the heat-wait-search method, in which the sample temperature is increased until reaching an exotherm, after which the sample is allowed to self-heat under adiabatic conditions. This test was used to determine the temperature at which decomposition begins. The MNT sample showed an exotherm beginning at 273 degrees Celsius (°C [523°F]), with maximum rates of temperature and pressure rise of 1,500°C/min and 100 bar/min.

The adiabatic calorimeter was also used to perform induction time¹⁶ measurements between 240° and 265°C (464° and 509°F). The values were extrapolated to estimate the induction times under conditions similar to those at FCC.

Between 415° and 454°F—roughly the temperature range of MNT column bottoms during several days prior to the explosion—the induction time for self-heating would have decreased from about 35 days to just over 1 day, respectively, as shown in Figure 8. The column bottoms temperature was measured at 454°F a few hours before the explosion. Thus, the induction data are consistent with a self-heating reaction.

¹⁵Adiabatic calorimetry is a chemical testing technique that determines the self-heating rate and pressure data of a chemical under near-adiabatic conditions. (“Adiabatic” refers to any change in which there is no gain or loss of heat to the environment.) This measurement technique estimates the conditions for, and consequences of, a runaway chemical reaction.

¹⁶Induction time is the amount of time that a material must be held at a certain temperature before an exotherm (in this case, a decomposition) is observed. Materials may decompose if they are exposed to their “onset” temperature (lowest temperature at which decomposition activity is observed), or if they are held at an elevated (but lower) temperature for an extended time.

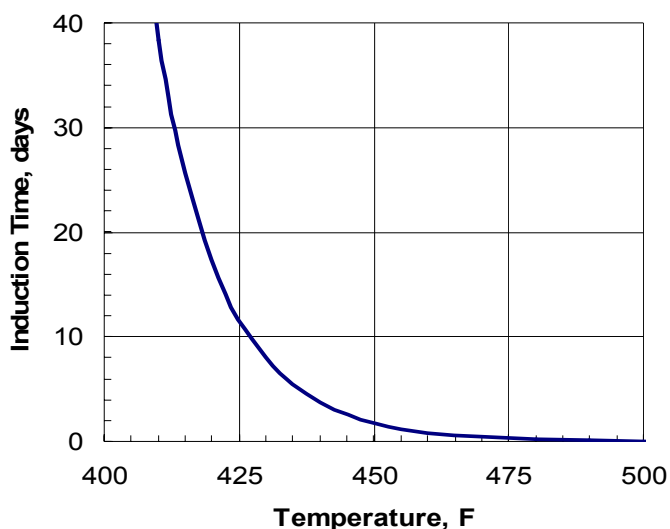


Figure 8. Mononitrotoluene induction time–temperature data on linear scales.

These results are consistent with information found in literature concerning the decomposition of MNT. In a paper presented at an Institution of Chemical Engineers (ICChemE) symposium, the authors note that a number of incidents occurred when MNT was heated to excessively high temperatures or held at more moderate temperatures for an extended time (Harris, Harrison, and MacDermott, 1981). The latter phenomenon is referred to as the “induction effect.” For large batches of material (on the order of the amount in C-501 prior to the incident) that are exposed to temperatures between 401° and 419°F, a violent decomposition will occur within 8 to 25 days. This is consistent with conditions at FCC prior to the incident.

In a *Journal of Loss Prevention Process Industries* article, Chen and Chai-Wei (1996) note that the decomposition of MNT occurs in two phases. Phase one is a slower self-heating initiated at 284°F, and phase two is an accelerated self-heating initiated at 392°F.

For large batches of [MNT]. . . that are exposed to temperatures between 401° and 419°F, a violent decomposition will occur within 8 to 25 days.

DuPont tested the solids in the [fouling] residue . . . and determined that they significantly lowered the onset decomposition temperature. The presence of air in the column, as well as pressure, was also determined to make the material more reactive.

Although it cannot be stated conclusively that a secondary explosion occurred in the top of C-501, it is a plausible explanation for the burst of energy that separated the vessel.

As part of its investigation of the incident, DuPont also considered the possibility of an additional decomposition that involved material on an internal tray toward the top of the column. The material was thought to be mostly ortho-MNT because it had a lower boiling temperature and was the isomer most likely to accumulate in the upper part of the vessel. According to DCS data, the tray lost its contents within a matter of seconds just before the explosion. DuPont attributed this loss to the tray being damaged by a pressure impulse due to decomposition in the base of the column.

The predominantly ortho-MNT contacted fouling residue when it spilled onto the packing below. DuPont tested the solids in the residue—which contained enamine, azo, and azoxy groups—and determined that they significantly lowered the onset decomposition temperature. The presence of air in the column, as well as pressure, was also determined to make the material more reactive.

DuPont determined that the following factors contributed to a secondary decomposition in the top part of C-501:

- The MNT on the top tray was the more reactive isomer, ortho-MNT.
- The presence of solids on the packing lowered the onset temperature of decomposition.
- Air was introduced into the column during maintenance work.
- The column was kept under pressure rather than being kept under vacuum after maintenance.

As part of its independent investigation, CSB reviewed the results of the DuPont investigation. Additional evidence in literature suggests that the factors present could have caused a more energetic reaction. In his book *Distillation Operation*, Kister (1990) notes a previous incident in which MNT was held at 150°F and air was introduced. A previously unknown exotherm set in, causing an explosion. Duh et al. (1997) note that ortho-MNT is more unstable than the other isomers, as represented by a lower onset temperature and a higher heat of reaction. Although it cannot be stated conclusively that a secondary explosion occurred in the top of C-501, it is a plausible explanation for the burst of energy that separated the vessel. (See the causal factors diagram in Appendix A.)

2.3.4 Vessel Integrity Testing

To determine if thinning of the column wall may have been a causal factor in the incident, CSB investigators examined the upper portions of C-501 and found that the metal had thinned to only 30 percent of its original thickness—most likely due to external corrosion under the insulation. This finding raised the possibility that vessel integrity was a factor in the incident.

The design drawing¹⁷ and nameplate for C-501 show the design pressure as 15 pounds per square inch (psi).¹⁸ When thermal stability testing was performed, the pressure in the test chamber reached approximately 240 psi before the testing equipment shut down, indicating that the pressure in the vessel likely exceeded this value.

The thermal stability testing contractor calculated that the ultimate pressure generated inside C-501 due to decomposition could have been as high as 3,800 psi. Even if the vessel wall was not thinned, the column could not have withstood this pressure. CSB concluded that the vessel would eventually have ruptured even if there was no degradation of wall thickness.

The thermal stability testing contractor calculated that the ultimate pressure generated inside C-501 due to decomposition could have been as high as 3,800 psi.

CSB concluded that the vessel would eventually have ruptured even if there was no degradation of wall thickness.

¹⁷MNT Tower (AS-501) Aniline Plant, First Chemical Corporation, Pascagoula, Mississippi, Dwg. No. E1552-305A.

¹⁸The design pressure for vessels generally includes a safety factor. A vessel is expected to withstand a somewhat higher pressure than design before failing.

3.0 Analysis of Incident

Among the factors contributing to the incident at FCC are the following:

- Inadequate understanding of the potential hazard of thermal decomposition in continuous processing equipment.
- Insufficient instrumentation to allow monitoring and control of the process to prevent a catastrophic release.
- Lack of a system to ensure isolation of heat sources.
- Inadequate preventive maintenance, which allowed leaks in isolation valves.

The consequences of this incident were also exacerbated by inadequate evaluation of the location and structure of the control room, and poor community notification.

3.1 Reactive Chemical Hazard Management

3.1.1 Background on Mononitrotoluenes

The distillation column involved in the October 13 incident (C-501) separated three different isomers of MNT. Bretherick (1999) notes that explosions have occurred during fractional distillation to separate mixed nitrotoluene isomers when they were excessively heated or when materials were held at more moderate temperatures for an extended time. MNT may decompose explosively if heated above 190°C (374°F; Lewis, 1996).

The isomers of MNT can be separated by either batch or continuous distillation. C-501 was part of a continuous process.

3.1.2 Hazard Evaluation for Batch Distillation Project

The isomers of MNT can be separated by either batch or continuous distillation. C-501 was part of a continuous process (i.e., MNT feedstock was continuously sent to it, and it was continually heated to separate the lower boiling material from the other isomers).

In 1996, the Pascagoula facility decided to perform additional MNT isomer separation using a column that was already onsite (AS-310). The separation took place using batch technology . . .

The safe conditions under which to operate the still were set at <370°F, with a high temperature alarm at 400°F, and it was noted that “the potential for an exotherm is always present, but if the heat is continuously removed from the material . . . self-heating is not allowed to propagate.”

FCC personnel considered MNT to be stable when it was separated in the continuously operating stills. They could not recall any previous incidents in which the temperature or pressure had rapidly increased in the MNT stills.

In 1996, the Pascagoula facility decided to perform additional MNT isomer separation using a column that was already onsite (AS-310). The separation took place using batch technology, where a specific volume of material is pumped into the column in batches and then heated to the desired temperature until the appropriate amount of ortho-MNT is distilled. This batch distillation process involved a larger inventory of material than the continuous process and had not been performed previously at the site.

FCC performed a process hazard analysis (PHA) of the equipment in the batch process in March 1996. The PHA included literature searches on the thermal stability of MNT, as well as data from previous incidents involving the material. As a result of this effort, operating limits were added to the procedures, and recommendations were implemented that resulted in additional safeguards being added to the batch vessel.

According to at least one data source documented in e-mails and interoffice memoranda, a safe distillation temperature was no more than 374°F (190°C). It was noted that this value agreed with accelerating rate calorimeter (ARC)¹⁹ work performed on behalf of FCC, where an onset of an exotherm²⁰ was detected around 365°F for the material that would be charged to the batch still. The safe conditions under which to operate the still were set at <370°F, with a high temperature alarm at 400°F, and it was noted that “the potential for an exotherm is always present, but if the heat is continuously removed from the material . . . self-heating is not allowed to propagate.”

FCC commissioned two laboratories to conduct further thermal stability testing. In a memorandum summarizing those results, it was noted that nitrotoluene isomers are not expected to become thermally unstable unless heated past 250°C (482°F); and at an operating temperature of 370°F, there would be a “safety margin of over

¹⁹ARC is a measurement technique designed to provide temperature–time and pressure–time data of chemical decompositions.

²⁰An exothermic reaction is characterized by the release of energy.

100°F.” However, one of the laboratories presented the following caution in its report:

. . . Lengthy exposure to high temperature, *even below the exotherm detection point*, can influence the behavior. These chemicals may therefore undergo decomposition *at lower temperatures than those found in this study* depending on their previous exposure history.” (Italics added for emphasis.)

3.1.3 Instrumentation for Batch Process

In April 1996, a list was developed to ensure that the PHA recommendations were addressed prior to startup of the batch distillation. One of the recommendations was the addition of an interlock to stop the flow of the heating medium (i.e., hot oil) to the reboiler if the temperature in the column was too high. The column also contained an interlock that stopped hot oil flow to the reboiler if the pressure in the vessel was too high (i.e., represented by a loss of vacuum).

One of the recommendations was the addition of an interlock to stop the flow of the heating medium (i.e., hot oil) to the reboiler if the temperature in the column was too high.

3.1.4 Procedures for Batch Process

The procedures for performing distillation on the batch column (AS-310) contained notes under a section called “Safety Items.” Among these notes were the following:

- “Any time the still pot bottoms temperature exceeds 400 degrees F shut down the hot oil flow and closely monitor the bottoms temperature.”
- For operations personnel:
 - ◆ Do not allow the temperature in the still pot to exceed 395°F for more than 1 hour due to “product breakdown.”
 - ◆ Do not “allow the heat to stay on the still pot if the desired vacuum is not available!”

3.1.5 Good Management Practices

. . . Many of the steps taken in the batch distillation of MNT were consistent with CCPS guidance . . . However, there was no system to apply evaluation results from the batch process to continuous processing equipment.

At the time of the incident, there was no high temperature interlock in place to shut off the heat source to the continuous MNT column (C-501), similar to the one that had been added to the AS-310 column.

The operating practices associated with C-501—including leaving material in the column when the unit was shut down and not verifying positive isolation of the heat source—made the conditions in the vessel at the time of the incident similar to those in the batch column.

Managing chemical reactivity is a core competency of the chemical industry. The Center for Chemical Process Safety recently published *Essential Practices for Managing Chemical Reactivity Hazards* (CCPS, 2003). Although the design and operation of the MNT batch and continuous units at FCC predate this publication, many of the steps taken in the batch distillation of MNT were consistent with CCPS guidance and demonstrate the degree of diligence in place during process development.

However, there was no system to apply evaluation results from the batch process to continuous processing equipment. No hazard analysis system was in place for the continuous MNT distillation columns because—in this older, ongoing production process—the potential hazards were not fully recognized.

Good management practices recommended by CCPS include collecting, identifying, and testing for chemical reactivity hazards; assessing reactivity risks; identifying controls and management options; and reviewing and auditing the program. The FCC literature search focused on thermal stability; additional testing to confirm stability; conducting a PHA to evaluate risks; addressing recommendations, including adding interlocks to stop heat input based on high temperature; and having explicit warnings in operating procedures—all critical items in an effective program.

At the time of the incident, there was no high temperature interlock in place to shut off the heat source to the continuous MNT column (C-501), similar to the one that had been added to the AS-310 column. Also, the operating procedures for C-501 did not emphasize the cautions that were listed in the AS-310 procedures.

C-501 processed a lesser volume of material than the batch column and had a successful operating history. Because of these factors, FCC took a different approach in hazard evaluation of the two processes and did not do a formal hazard evaluation of C-501. However, the operating practices associated with C-501—including leaving material in the column when the unit was shut down and not verifying positive isolation of the heat source—made the conditions in the vessel at the time of the incident similar to those in the batch column.

3.1.6 Applying Lessons Learned

CCPS (2003) notes that:

Multiple facilities in an organization may have similar chemical reactivity hazards . . . or use similar technology to control the associated hazards. If so, it may be more efficient for a corporate office or personnel to assume responsibility for some improvement activities . . . This can also facilitate communication of incidents and best practices between facilities.

Although this comment focuses on sharing best practices among different facilities, it also applies to different units or processes at the same facility.

The MNT continuous unit processed the same material as the batch unit. If FCC had a program in place to proactively identify hazards in the continuous unit, or broadly applied knowledge acquired during hazard review of the batch unit, it is likely that additional hardware and administrative safeguards would have been implemented. This proactive approach of conducting evaluations when new information is acquired is preferable to conducting them only when existing equipment or procedures are changed.

If FCC had a program in place to proactively identify hazards in the continuous unit, or broadly applied knowledge acquired during hazard review of the batch unit, it is likely that additional hardware and administrative safeguards would have been implemented.

The #1 MNT column (C-501) processed material that could undergo decomposition. An important aspect of safely processing such material is to have appropriate instrumentation in the form of indicators, alarms, and active controls. Indicators and alarms warn operators of upsets. As another layer of protection, active controls—such as safety interlocks and emergency shutdown (ESD) systems—use the output from indicators to automatically correct problems. This instrumentation should be functional at all times, even when equipment is in abnormal operating conditions, such as extended shutdown.

In *Guidelines for Engineering Design for Process Safety*, CCPS (1993a) notes that the concept of layers of protection applies to the design of control systems: “Facilities which process hazardous materials should be designed with multiple safety layers of

3.2 Monitoring and Instrumentation

C-501 processed material that could undergo decomposition. An important aspect of safely processing such material is to have appropriate instrumentation in the form of indicators, alarms, and active controls.

“Facilities which process hazardous materials should be designed with multiple safety layers of protection.”

Automatic action safety interlock systems or ESD systems provide a layer of protection if primary barriers to failure—such as critical alarms, operator supervision, and manual intervention—do not correct a deviation.

FCC did not evaluate or fully understand the potential hazards of handling MNT throughout the continuous process, as reflected in the lack of instrumentation on C-501.

Unlike the batch distillation process, there were no alarms on the indicators—and there were no interlocks on the column, which would stop the heat input if the temperature was too high.

protection.” CCPS reiterates that multiple layers are often necessary to achieve high levels of certainty that protection will be available when needed. Automatic action safety interlock systems (SIS) or ESD systems provide a layer of protection if primary barriers to failure—such as critical alarms, operator supervision, and manual intervention—do not correct a deviation. In some processes, it may be necessary to have a quench system to remove heat if the temperature rapidly increases. The interlock installed on the batch MNT distillation column (A-310) in 1996 to stop hot oil flow to the reboiler in the event of high temperature is an example of an active control (Section 3.1).

As discussed previously, FCC did not evaluate or fully understand the potential hazards of handling MNT throughout the continuous process, as reflected in the lack of instrumentation on C-501. Seven of the eight temperature indicators, positioned from the bottom to the top of the column, were functioning at the time of the incident. The indicators sent a DCS signal to the operator’s computer screens. However, unlike the batch distillation process, there were no alarms on the indicators—and there were no interlocks on the column, which would stop the heat input if the temperature was too high.

Essential Practices for Managing Chemical Reactivity Hazards emphasizes that the basic process control system and protective safeguards must be designed, operated, and maintained to a high standard (CCPS, 2003). Analysis techniques to evaluate both the basic process control system and SIS are not only an issue in new construction, but also throughout active operation (CCPS, 1993b).

ANSI/ISA-84.01²¹ notes that the following steps are necessary to determine the appropriate safety system level for instrumentation (including sensors, alarms, and shutdowns):

- Conduct a PHA
- Assess risks
- Apply protective layers
- Determine if further safeguards are required.

²¹This joint publication by the American National Standards Institute (ANSI) and the Instrument Society of America (ISA), *Application of Safety Instrumented Systems for the Process Industries*, provides guidelines on how to design, operate, and maintain safety-instrumented systems, such as high-temperature interlocks. Other industry standards include those of the International Electrotechnical Commission (IEC, 2003).

ANSI/ISA-84.01 provides no specific guidance on these steps, noting that each company selects preferred tools for risk evaluation.

When the batch column (AS-310) was brought online in 1996, FCC conducted a PHA and determined that an additional interlock was necessary to stop the flow of heating medium to the reboiler if the temperature in the vessel was too high. There was no evidence that a PHA was performed on C-501 or that consideration was given to the appropriate level of instrumentation. The last line of defense in protecting a column is often the relief device (Section 3.5).

Having an evaluation system to determine the necessary level of instrumentation and control, similar to the one outlined in ANSI/ISA-84.01, would have provided FCC with the opportunity to review its instrumentation for process monitoring and process control. Such a review would have helped to ensure that critical equipment was consistently instrumented throughout the facility—and may have led to the addition of safeguards on C-501, which would have decreased the likelihood of the October 13 incident.

There was no evidence that a PHA was performed on C-501 or that consideration was given to the appropriate level of instrumentation.

3.3 Safe Work Practices

Effective training, standardized procedures for safe practices, and communication are essential to ensure that work practices are complete and consistent throughout a facility. As discussed in Section 3.1, FCC did not evaluate or fully understand the potential hazards of handling MNT throughout the continuous process, which was further demonstrated by the lack of an effective system to ensure safe work practices.

Effective operating procedures should:

- Address all modes of operation, including abnormal situations such as extended shutdowns for all foreseeable causes and startup after shutdown.
- Specify the critical parameters to monitor (such as temperature), even when the column is shut down.
- Provide information about the hazards of materials being processed, operating limits, and actions to take if limits are exceeded.
- Specify how to accomplish critical tasks such as isolation.

The procedural section on emergency shutdown of C-501 applied to steam failure (presumably to the overhead eductors) or cooling water failure. No other situations . . . were discussed.

The flow valves were not designed to be tight shutoff valves.

From October 5—when the boiler was restarted—until the day of the incident, the temperature steadily rose and was well in excess of the 400°F limit specified in the batch distillation procedure.

The FCC procedure that guided operation of C-501 was entitled “#1 MNT Still/#2 MNT Still and Toluene Stripper.”²² It provided no cautions about the nature of MNT, potential instabilities of the material, or safe operating limits and the consequences of deviations.

In contrast, the operating procedure for the MNT batch process²³ included cautions and required operators to shut down the heat source if the temperature exceeded 400°F. The procedure for the batch process also included actions to take in the event of self-heating.

The procedural section on emergency shutdown of C-501 applied to steam failure (presumably to the overhead eductors) or cooling water failure. No other situations—such as isolating the column due to upsets in other processing units, as happened on September 22—were discussed. In the case of steam failure, the instruction directed operators to “place the steam to the reboiler control valves in manual and closed position,” and “block in condensate return off each reboiler.”

The flow valves were not designed to be tight shutoff valves. The instructions did not specify that the steam line to the reboilers should be double blocked and bled,²⁴ even though operations personnel noted that they knew those were the steps necessary to isolate the line. In addition, the practice at the time of the incident did not include placing blinds in the steam line, which would have provided an additional degree of isolation.

Although the normal practice was to leave material in the column during shutdown (unless it was to be entered for maintenance), the procedures did not provide any guidance on monitoring conditions in the column (including temperature) while it was shut down. From October 5—when the boiler was restarted—until the day of the

²²#1 MNT Still/#2 MNT Still and Toluene Stripper, Document No. 1201.003-1003, Revision 11, FCC.

²³AS-310 MNT Distillation, Document No. 1201.003-1702, Revision 6, FCC.

²⁴Double-block and bleed (DBB) and blinding are two methods of isolating material. For DBB, two valves are closed and a drain is opened between them so that any accumulated material flows through the drain and not through the valve. A “blind” is a solid plate installed in piping to prevent material flow.

incident, the temperature steadily rose and was well in excess of the 400°F limit specified in the batch distillation procedure developed in 1996.

Along with procedures, communication about current conditions and training are vital to the safe and efficient operation of a process facility. Effective training teaches employees how to safely perform their jobs under normal and abnormal situations. CCPS (2003) notes that communication and training cannot be overlooked when developing programs to control chemical reactivity hazards: “All operating personnel should have a good idea of what will happen if . . . a process is operated in the wrong range.”

Although level accumulation on the top tray of C-501 was not the cause of the decomposition reaction, a high-level alarm was received while the process was believed to be nonoperational. The alarm was acknowledged on the computer screen, but no further action was taken. Good practice includes evaluating alarms and determining the reason for their activation.

As noted in Section 3.1, the lack of a system to identify the hazards associated with MNT in the continuous process resulted in an inadequate understanding of the sensitivity of the material to heat. When equipment is not operating—and heat is not being removed—MNT must be positively isolated from heat sources to keep the temperature from increasing. A comprehensive training program would have provided another opportunity to assess the hazards and communicate them to operations personnel.

An effective system of safe work practices would have ensured that:

- All necessary steps were followed for the isolation of equipment
- The hazards of the material were communicated
- The procedures codified relevant information.

If the steam supply was effectively isolated from the column, the chain of events that led to this incident would not have occurred—even though C-501 was inventoried with material. In addition, if the temperature in the column had been monitored during the time the material inside was heating, operators may have been prompted to take corrective action.

Although level accumulation on the top tray of C-501 was not the cause of the decomposition reaction, a high-level alarm was received while the process was believed to be nonoperational. The alarm was acknowledged on the computer screen, but no further action was taken.

The lack of a system to identify the hazards associated with MNT in the continuous process resulted in an inadequate understanding of the sensitivity of the material to heat.

If the steam supply was effectively isolated from the column, the chain of events that led to this incident would not have occurred—even though C-501 was inventoried with material.

3.4 Maintenance Program and Equipment Integrity

Post-incident testing of critical steam isolation valves determined that the valve seats leaked a significant amount of steam, even when the valves were in the closed position. This uncontrolled and unrecognized steam flow contributed to the failure of C-501.

CSB found significant external surface corrosion under the upper areas of C-501, including one area where the wall was degraded to 30 percent of its original thickness, with a corresponding reduction in pressure capacity.

Maintenance activities complement operations and contribute to process safety by ensuring the mechanical integrity of equipment. Maintenance planning and implementation are integral to the safe and efficient operation of process systems. Corrosion, erosion, and fatigue can cause failures in equipment and result in process fluids inadvertently entering equipment or being released.

The importance of preventive maintenance to process safety management cannot be overemphasized. (CCPS, 1995c). An effective preventive maintenance program establishes inspection frequencies for process equipment that is vulnerable to such conditions as corrosion, erosion, and fatigue.

3.4.1 Steam Valves

The MNT system maintenance practices at FCC were less than adequate. There was no evidence that the reboiler steam supply valves had ever been evaluated to determine what maintenance activities were necessary to ensure proper function. Post-incident testing of critical steam isolation valves determined that the valve seats leaked a significant amount of steam, even when the valves were in the closed position. This uncontrolled and unrecognized steam flow contributed to the failure of the #1 MNT column (C-501).

3.4.2 Distillation Column

Interviews with FCC facility personnel revealed that they thought the operating temperature of C-501 was sufficiently high to prevent the accumulation of moisture under external insulation and corrosion of the carbon steel surface. Because of this assumption, FCC did not monitor the condition of the steel. However, the C-501 operating procedure²⁵ stated that the mid-bed operating temperature is “about 300°F” and the top of the column is “about 140°F.”²⁶

²⁵ #1 MNT Still/#2 MNT Still and Toluene Stripper, Document No.1201.003-1003, Revision 11, FCC.

²⁶Below 140°F, the moisture is expected to vaporize.

CSB found significant external surface corrosion under the upper areas of C-501, including one area where the wall was degraded to 30 percent of its original thickness, with a corresponding reduction in pressure capacity. Although the thinned wall did not cause the incident, it is evidence of inadequacy in the FCC inspection and maintenance program at that time.

The #1 MNT column (C-501) was designed, fabricated, and tested in accordance with the American Society of Mechanical Engineers (ASME) pressure vessel code; it had a nameplate rating of 15 psig. A 3-inch nominal pressure safety valve (PSV-502) attached to the overhead vapor line, with a set pressure of 15 psig, provided overpressure protection.

Industry literature and test data show that MNT—if exposed to high temperatures—may violently decompose and generate large volumes of vapor. The PSV must have adequate flow capacity to limit the maximum pressure in a column caused by a runaway reaction.

Determining the relief valve size on a reactive chemical system is complex and requires physical test data on reaction kinetics and flow characteristics. Laboratory test results of MNT are required to determine if the vented contents are a pure gas, a pure liquid, or a combination of both—commonly known as two-phase flow.

In the absence of effective safeguards to prevent a runaway reaction, such as safety interlocks and safety work practices (discussed previously), FCC relied on the PSV for C-501 to provide protection in the event of a thermal decomposition. CSB determined that the capacity of the PSV was inadequate to prevent overpressurization and catastrophic failure of the column.

3.5 Overpressure Protection

Industry literature and test data show that MNT—if exposed to high temperatures—may violently decompose and generate large volumes of vapor.

FCC relied on the [pressure safety valve] for C-501 to provide protection in the event of a thermal decomposition. CSB determined that the capacity of the PSV was inadequate to prevent overpressurization and catastrophic failure of the column.

If FCC had an effective system in place to evaluate the overpressure protection for C-501, it would likely have determined that the relief valve was inadequate.

As part of thermal stability testing, the CSB contractor estimated that a vessel the size of C-501, with a design pressure of 15 psi, would—if placed on the overhead vapor line—require a 58-inch-diameter relief valve. This excessively large size would call for alternate methods of overpressure protection, including increasing the number or altering the location of relief devices.²⁷

Because FCC had no documentation on the design basis for the installed PSV on C-501, CSB was unable to determine the scenario used. The American Petroleum Institute (API) Recommended Practice (RP)-521, *Guide for Pressure-Relieving and Depressuring Systems*, notes that several scenarios must be considered in determining the required capacity of a safety relief valve, including chemical reaction. API states that pressure relief considerations should include estimated vapor generation from both normal and uncontrolled conditions. When a pressure relief device cannot feasibly control pressure, other design strategies may be employed to prevent equipment damage, including automatic shutdown systems.

If FCC had an effective system in place to evaluate the overpressure protection for C-501, it would likely have determined that the relief valve was inadequate. This determination could have led to a comprehensive review of the overpressure protection scheme (i.e., location, size, and number of relief valves) and the addition of safeguards to prevent a decomposition reaction.

3.6 Control Room Construction and Location

Shattering glass from the control room door injured three people in the control room at the time of the incident (5:25 am; Figure 9). The time of day was likely a factor in limiting the number of injuries. The control room for the aniline unit (including the MNT columns) was constructed of masonry block, with sheet metal on the roof and

²⁷The location of relief devices, as well as their sizing, must be considered when evaluating overpressure protection for vessels. Kister (1990) notes that the vapor space at the bottom of a column, just below the packing supports, may be considered as a location for pressure relief devices. In one case, a low-positioned relief prevented overpressure when a device at the top of the column would have been ineffective.



Figure 9. Damage to control room roof and door.

sides. The building was located approximately 50 feet from the #1 MNT column (C-501). The explosion resulted in structural damage to the walls of the building and the roof (Figure 9). Several other buildings onsite were damaged, including the administration building, which was located approximately 450 feet from C-501.

Facility siting guidelines—particularly those published by CCPS and API—cover the location and construction of control rooms in the chemical and petrochemical industries. API RP-752 (1995) was developed for facilities covered by the Process Safety Code of the Chemical Manufacturers Association (now the American Chemistry Council [ACC]). FCC was previously a member of CMA and was a member of SOCMA (which adopted the Process Safety Code) at the time of the incident.

API RP-752 includes a step-by-step analysis, beginning with occupancy screening and proceeding to hazard identification, building evaluation, and risk management. It is applicable to both new and existing buildings. The guideline notes that some companies use a range of 200 to 400 personnel hours per week to determine when control room occupancy requires a higher level of analysis.

The control room for the FCC aniline unit would typically have had occupancy well in excess of this range. The peak occupancy—or

The control room for the aniline unit (including the MNT columns) was constructed of masonry block, with sheet metal on the roof and sides.

The building was located approximately 50 feet from C-501.

Facility siting guidelines—particularly those published by CCPS and API—cover the location and construction of control rooms in the chemical and petrochemical industries.

. . . Processes of concern include those that have the potential for uncontrolled chemical reactions.

Preventive measures include adding redundant instrumentation and emergency shutdowns, or altering process conditions or materials to reduce the potential for runaway reactions.

Mitigative measures include eliminating or modifying windows in buildings, or reinforcing or otherwise modifying structures to withstand pressure.

number of personnel that may be exposed in a given period (e.g., such as at a production or safety meeting)—should also be considered.

Another consideration for occupancy is the ability to evacuate a building, though API RP-752 notes that:

Process materials that have the potential for runaway reactions or chemically or thermally induced decomposition may produce toxic, fire, or explosion effects with little or no warning . . . and . . . building evacuation may not be a viable option.

API RP-752 lists components that may explode due to chemical decomposition as materials of concern. CCPS (1996) notes that processes of concern include those that have the potential for uncontrolled chemical reactions. Methods of calculating the potential consequences of releases include TNT-equivalency, Multi-Energy, and Baker-Strehlow.

Hazard evaluation tools, such as the Dow Fire and Explosion Index and the Mond Index, can be used to assist in prioritizing buildings.

The last step in the guidance is to assess risk and determine the necessity for preventive or mitigative measures. Preventive measures include adding redundant instrumentation and emergency shutdowns, or altering process conditions or materials to reduce the potential for runaway reactions. Mitigative measures include eliminating or modifying windows in buildings, or reinforcing or otherwise modifying structures to withstand pressure.

If FCC had performed such an analysis, it would have likely determined that the location and structure of the control room presented a risk to occupants. This conclusion could have led to:

- Preventive measures, such as adding instrumentation to columns processing highly energetic material.
- Mitigative measures, such as removing windows and putting solid doors on the control room, reinforcing walls, or relocating the control room.

3.7 Process Information and Retention of Records

Throughout the investigation, CSB reviewed procedures, testing data, and equipment files. However, some of the information provided by FCC was incomplete or in error. For example, no records were provided for the scenarios considered in sizing the relief valve on the #1 MNT column (C-501). Therefore, CSB was unable to draw conclusions as to failures in the design phase, except to note that subsequent testing of MNT demonstrated that the valve was not sized for a thermal decomposition, which was a valid consideration for this material.

CSB also inquired about previous studies regarding the location and structure of the control room. FCC personnel stated that they believe a study was performed, but there was no documentation.

CSB sought documentation to support exclusion of the MNT distillation area from requirements of the Occupational Safety and Health Administration (OSHA) Process Safety Management (PSM) Standard, 29 CFR 1910.119. Again, FCC personnel noted that the evaluation occurred, but there was no documentation. (See Section 3.10 for a discussion of regulatory analysis.)

Upon request, FCC provided two material safety data sheets (MSDS) for MNT. The 1992 MSDS noted that MNT: “Decomposes slowly at 392°F.” The 1998 MSDS did not include this warning, though it was produced after the MNT batch project, when testing and literature searches showed that MNT was susceptible to thermal decomposition (Section 3.1.2).

The MNT continuous process was commissioned in the late 1960s, prior to the electronic storage of information. FCC personnel noted that much of the information was lost when people left the company (due to downsizing, resignations, or retirements) and during the sale of a portion of the facility to Albermarle, in which documents were taken offsite for review and in some cases not returned. Personnel also noted that a hurricane destroyed some files.

A comprehensive information management system is essential to maintaining safe operations. Operations personnel must have access to reliable information on the safety of process material and equipment. Neither the MSDSs nor FCC operating procedures contained appropriate cautions about MNT. As noted in Section 3.1.6, there was no system in place to evaluate the hazards and apply lessons

Neither the MSDSs nor FCC operating procedures contained appropriate cautions about MNT.

There was no system in place to evaluate the hazards and apply lessons learned from other processes.

learned from other processes. The lack of a comprehensive system to manage and distribute information, however, meant that even if the hazards had been evaluated and the potential results known, that information may not have been effectively communicated.

3.8 Community Notification System

An effective community notification system alerts people to the fact that an incident occurred and informs them when the situation is over. As part of the notification system or educational campaign, people are instructed on the appropriate steps to take to protect themselves.

CSB evaluated the emergency response and community notification system. This effort included a meeting with the local emergency planning committee (LEPC) and a community meeting with local residents. It also included surveying several industrial areas with residential neighbors to determine good practices in community notification and emergency response. The survey revealed multiple methods of communicating information about chemical incidents, including sirens and reverse 9-1-1 systems. Local residents in those areas had been trained on shelter-in-place procedures.

CSB determined that the Jackson County public communication system was ineffective. A shelter-in-place was called, but it was not effectively communicated to local residents . . .

CSB determined that the Jackson County public communication system was ineffective. A shelter-in-place was called, but it was not effectively communicated to local residents by the media—which is essential to ensure that appropriate actions are taken by residents and neighboring companies. There is also a need for improved community education and training on what steps to take in the event of a shelter-in-place. Although post-incident monitoring and analysis of wind direction indicated that the smoke moved away from residential areas, timely communication with residents would have decreased their anxiety.

Numerous County, State, and Federal agencies and corporate neighbors responded to this incident, including local fire and police, the Chevron refinery fire department, the U.S. Coast Guard, and the County Sheriff. Police and fire personnel quickly closed Bayou Cassotte Industrial Road. The sheriff issued the order to shelter-in-place. The Federal Aviation Administration established a “no fly

zone” over the facility and surrounding area to safeguard aircraft. State and Federal EPA arrived onsite and established environmental monitoring stations outside the perimeter of the facility.

The FCC night-shift supervisor assumed the role of onsite incident commander. He coordinated facility firefighting, accounted for employees, and directed ambulances to the three injured employees.

FCC operators quickly shut down and isolated all process and plant utility units. Based on site interviews of first responders and unit operators, the response to the initial explosion and fire was rapid.

3.9 Review of Previous/Similar Incidents

3.9.1 Pascagoula Facility

FCC experienced an explosion and fire in a batch process under development for a third party in 1986. A runaway self-heating reaction in a process used to distill meta-chloroaniline overwhelmed equipment relief devices. The incident involved a runaway reaction and overpressurization of equipment in a column that had no provisions to mitigate a thermal runaway. The column was destroyed, and debris was propelled offsite.

One of the recommendations was to perform hazard analyses of existing processes. FCC did not apply lessons learned from this event to the MNT distillation system. If a thorough review of the safety systems and overpressure protection for distillation columns had been conducted at that time, the inadequacies in column design and operation may have been identified and actions taken to lessen the likelihood of the October 13 incident.

One of the recommendations [from a 1986 incident] was to perform hazard analyses of existing processes. FCC did not apply lessons learned from this event to the MNT distillation system.

3.9.2 Other Incidents

CSB reviewed incidents involving similar materials or similar causal circumstances. Each of the following incidents involved material that was held at temperatures thought to be safe, but which proved to be thermally unstable.

Among the findings of HSE was that the sludge contained organic nitro compounds; it was known that exposing such compounds to high temperatures or to moderately elevated temperatures over an extended time could cause a thermal decomposition.

Hickson & Welch Ltd, 1992

A September 21, 1992, incident at Hickson & Welch Ltd, Castleford, United Kingdom, killed five workers (Health and Safety Executive [HSE], 1994). It involved similar materials and also resulted in an explosive thermal decomposition. Workers attempting to clean a still used in an MNT distillation process applied steam to the still for 3 hours to soften accumulated sludge, which was rich in dinitrotoluenes and nitro cresols.

HSE determined that the residue initiated a runaway reaction, which caused a deflagration and intense fire. Among the findings of HSE was that the sludge contained organic nitro compounds; it was known that exposing such compounds to high temperatures or to moderately elevated temperatures over an extended time could cause a thermal decomposition. HSE further found that upper management knew of these hazards from previous incidents at the plant. The company had in place a system of thermal stability testing that was intended to supply managers with the information necessary to safely operate the distillation plant. However, there was no attempt on the part of Hickson & Welch management to characterize the sludge material or the hazards related to its removal, specifically potential thermal instability.

Union Carbide, 1972

On August 7, 1972, at a Union Carbide facility located in Institute, West Virginia, a transfer line containing dinitrotoluene (DNT)²⁸ exploded (Bateman, Small, and Snyder, 1974). This event was followed by numerous other explosions and small secondary fires, resulting in one minor injury. The transfer line was a 300-foot-long, 2-inch pipeline located both above and below ground. It was fitted with steam jacketing to maintain a pressure of 15 to 20 psi.

The knowledge at the time was that DNT could be safely transferred or held stagnant under the operating conditions thought to be present. Prior to this incident, the material had been held in the line for about 10 days.

²⁸DNT is a mononitrotoluene with an additional nitro group added to the molecule.

The internal investigation concluded that one of the steam reduction stations controlling the heat addition malfunctioned, allowing superheated steam to heat the material to about 210°C. Union Carbide personnel knew that DNT would violently decompose at temperatures above 270°C, but they believed that the steam temperature did not exceed 210°C.

Numerous tests were conducted to investigate the time–temperature relationship. It was determined that slightly elevated temperatures over time influenced the stability of DNT. This finding resulted in the reduction of maximum operating temperatures, the reduction of holding times for DNT, and the addition of several continuous temperature measurements along the transfer line.

American Cyanamid Company, 1969

In October 1969, an explosion occurred at an American Cyanamid Company plant in a process that produced para-nitrometacresol (PNMC), which was used in making pesticides (Dartnell and Ventrone, 1971). The explosion killed one worker, split the 3,000-gallon stainless-steel storage tank into five pieces, destroyed equipment within 25 feet of the tank, and started a small fire. The tank contained about 1,500 gallons of PNMC.

The melting point of PNMC is 127°C; the temperature on the tank was maintained to keep the contents at 135°C. During design, pure PNMC was tested and showed no instability at temperatures as high as 200°C. The incident investigation found that the temperature of PNMC inside the tank was held at 154°C for 3 days prior to the explosion.

Thermal stability testing performed post incident found PNMC to be unstable at temperatures above its melting point. In terms of temperature and time, its instability was directly related to the heat to which it had been subjected. The key conclusion was that new process streams must be tested under conditions that are present in actual process operations.

The internal investigation concluded that one of the steam reduction stations controlling the heat addition malfunctioned, allowing superheated steam to heat the material to about 210°C . . . It was determined that slightly elevated temperatures over time influenced the stability of DNT.

Thermal stability testing performed post incident found PNMC to be unstable at temperatures above its melting point.

Collectively, these incidents demonstrate that aromatic nitro compounds—if held at elevated temperatures for an extended time—are susceptible to thermal decomposition and may react at temperatures lower than the predicted onset temperature.

Collectively, these incidents demonstrate that aromatic nitro compounds—if held at elevated temperatures for an extended time—are susceptible to thermal decomposition and may react at temperatures lower than the predicted onset temperature.²⁹

3.10 Regulatory Analysis

3.10.1 Process Safety Management Standard

The OSHA PSM Standard, Process Safety Management of Highly Hazardous Chemicals (29 CFR 1910.119), is intended to prevent or minimize the consequences of catastrophic releases of toxic, reactive, flammable, or explosive chemicals. These regulations apply to processes³⁰ containing more than a threshold quantity of any one of 137 OSHA-listed “highly hazardous chemicals.” Chemicals are listed based on their toxic or reactive properties. Flammable substances are also covered as a class.

Thirty-eight of the 137 chemicals are considered highly reactive based on a National Fire Protection Association (NFPA) instability rating of “3” or “4.” The PSM Standard does not list any MNT isomers as highly hazardous chemicals. MNT is also not considered flammable because it has a flash point greater than 100°F. MNT has an NFPA flammability and reactivity rating of “1”³¹ (NFPA, 1996; pp. 704-707).

The PSM Standard does not list any MNT isomers as highly hazardous chemicals. MNT is also not considered flammable because it has a flash point greater than 100°F.

²⁹The onset temperature is that at which an instantaneous, generally violent decomposition is expected to occur.

³⁰OSHA defines a process as any activity involving a highly hazardous chemical, including any use, storage, manufacturing, handling, or onsite movement of such chemicals, or any combination of these activities. For purposes of this definition, any group of vessels that is interconnected, and separate vessels that are located such that a highly hazardous chemical could be involved in a potential release, are considered to be a single process (29 CFR 1910.119(b)).

³¹The NFPA hazard rating system is intended to provide basic information for firefighters and emergency responders. It rates fire, health, and reactivity on a “0” to “4” scale.

The PSM Standard includes in the definition of “process” any group of interconnected vessels. MNT is made by reacting toluene with sulfuric and nitric acids. The material flows to an atmospheric storage tank to await separation in the toluene stripper and then to the distillation columns to separate the isomers. Toluene is considered flammable according to the PSM Standard. However, FCC did not consider the MNT process to be covered by the standard because previous evaluations determined that less than 10,000 pounds of toluene was involved. Downstream of the atmospheric storage tank, the quantity of toluene did not exceed the 10,000-pound threshold.³²

MNT is made by reacting toluene with sulfuric and nitric acids . . . Toluene is considered flammable according to the PSM Standard.

3.10.2 Risk Management Program

EPA promulgated the Risk Management Program (RMP) regulation, Accidental Release Prevention Requirements (40 CFR 68), in 1996. It contains several process safety elements that are similar to the OSHA PSM Standard. However, among the differences is that the RMP regulation specifically lists flammables, while the PSM Standard treats them as a class of chemicals.

MNT is not on the list of RMP-covered chemicals.

FCC submitted risk management plans for “covered” materials that were onsite in threshold quantities (i.e., for ammonia, oleum (fuming sulfuric acid), and formaldehyde). MNT is not on the list of RMP-covered chemicals.

3.10.3 Other Regulatory Standards

OSHA has established a standard on controlling hazardous energy (lockout/tagout)³³ that applies to all industries and workplaces. Its purpose is to prevent unexpected energization, startup, or release of stored energy when personnel operate, service, or maintain

³²This conclusion is based on an interpretation by an administrative law judge who ruled that PSM coverage does not extend to stored flammables in atmospheric tanks even if they are connected to a process. OSHA has not challenged this decision. U.S. Secretary of Labor v. Meer Corporation, OSHRC Docket No. 95-0341, 1995.

³³29 CFR 1910.147, The Control of Hazardous Energy (lockout/tagout).

machinery or equipment. The standard requires employers to establish an energy control program and apply lockout/tagout³⁴ devices or energy isolation devices, or to otherwise disable such equipment.

Although the Pascagoula facility had a program in place to comply with OSHA lockout/tagout requirements, the steam line was not positively isolated when the #1 MNT column (C-501) sat idle with material inside.

Although the Pascagoula facility had a program in place to comply with OSHA lockout/tagout requirements, the steam line was not positively isolated when C-501 sat idle with material inside.

3.10.4 OSHA Investigation

OSHA investigated the Pascagoula facility following the October 13 explosion and issued citations to FCC for the anhydrous ammonia unit, located near the MNT unit. OSHA made the following determinations:

- The PHA was deficient because it did not identify “any previous incident which had a likely potential for catastrophic consequences.”
- A bleed valve in the ammonia unit had been left open during shutdown and was not identified as needing to be checked prior to startup, which resulted in a release of ammonia.
- The PHA did not address appropriate detection methodologies to provide early warning of releases, nor did it consider the consequences of the failure of engineering and administrative safeguards.
- FCC did not “establish and implement” mechanical integrity procedures for columns and piping to and from the anhydrous ammonia storage tank.

The PHA did not address appropriate detection methodologies to provide early warning of releases, nor did it consider the consequences of the failure of engineering and administrative safeguards.

³⁴OSHA defines “lockout” as the placement of a lockout device on an energy-isolating device, in accordance with an established procedure, to ensure that the energy-isolating device and the equipment being controlled cannot be operated until the lockout device is removed. OSHA defines “tagout” as the placement of a tagout device on an energy-isolating device, in accordance with an established procedure, to ensure that the energy-isolating device and the equipment being controlled cannot be operated until the tagout device is removed (29 CFR 1910.147).

OSHA also issued a lockout/tagout citation under 29 CFR 1910.147, noting that the DBB energy-isolating devices called for in the company shutdown procedures were not physically installed to control steam energy sources.

3.10.5 Previous CSB Recommendations on Reactive Chemicals

In April 1998, CSB investigated the explosion and fire at the Morton International, Inc., facility in Paterson, New Jersey, which was caused by a runaway chemical reaction. CSB identified the lack of a reactive hazard management system as a key issue in that incident. Among the CSB recommendations to Morton were revalidating PHAs, evaluating pressure relief requirements, reviewing the need for alarms and safety instrumentation, and sharing process safety information with relevant units of the company (USCSB, 2000; pp. 59–60).

CSB also made recommendations to both OSHA and EPA to issue joint guidelines regarding reactive chemical process hazards, and to participate in a CSB investigation of such hazards. That hazard investigation report, entitled *Improving Reactive Hazard Management* (USCSB, 2002), was presented to the Board at a public meeting in September 2002. The Board unanimously approved the recommendations to improve reactive chemical safety. Among these recommendations were that OSHA “. . . amend the Process Safety Management (PSM) Standard . . . to achieve more comprehensive control of reactive hazards” by:

- Broadening the application of PSM.
- Requiring that multiple sources be consulted when compiling process safety information.
- Augmenting the PHA element to explicitly require an evaluation of reactive hazards (USCSB, 2002; p. 101).

The FCC incident serves to reemphasize the need to implement CSB recommendations from the reactive hazard investigation.

In a 1996 evaluation of a different unit processing the same material, FCC included several of the essential elements for a comprehensive reactive chemicals program . . .

If FCC had conducted such an evaluation of the continuous MNT distillation process, the potential hazards would have been better understood and preemptive actions could have been taken in the areas of work and maintenance practices.

CSB also recommended that EPA revise the RMP regulation (40 CFR Part 68) to explicitly cover catastrophic reactive hazards that may affect the public. Other recommendations were made to CCPS, ACC, and SOCMA to publish guidelines, expand the Responsible Care Process Safety Code, and develop a reporting system for reactive incidents (USCSB, 2002; pp. 102–104).

The FCC incident serves to reemphasize the need to implement CSB recommendations from the reactive hazard investigation. This incident involved a thermal decomposition in a process that had not been properly evaluated. As noted in Section 3.1, in a 1996 evaluation of a different unit processing the same material, FCC included several of the essential elements for a comprehensive reactive chemicals program, such as testing and literature searches to determine the stability of the material and a hazard analysis with safety recommendations. However, FCC did not consistently practice this hazard evaluation methodology, and there was no system in place to ensure that important hazard information was shared among different processing units.

As noted in Section 3.1, good practice guidelines prompt facilities to evaluate hazards in highly energetic processes. If FCC had conducted such an evaluation of the continuous MNT distillation process, the potential hazards would have been better understood and preemptive actions could have been taken in the areas of work and maintenance practices.

3.10.6 Additional Good Management Practices

FCC was an active member of SOCMA at the time of the incident. In 1990, SOCMA adopted the chemical industry's Responsible Care Process Safety Code initiative as its primary performance improvement program. Although not a regulatory requirement, Responsible Care represents the industry's commitment to the continuous improvement of environmental, health, and safety performance.

All active members are required to sign the Responsible Care Guiding Principles and to submit annual reports of their progress in implementing each of the codes, which include process safety and employee health and safety.³⁵

The Process Safety Code was designed to prevent fires, explosions, and accidental chemical releases. To implement the code, SOCMA active member companies are required to establish an ongoing safety program that includes measurement of performance, audits of conformity, and a written safety policy. Companies also conduct safety reviews of all new and modified facilities before startup, have maintenance and inspection programs, and must document and have up-to-date safety information on process design and procedures.

CSB requested the most recent Responsible Care audit performed by FCC prior to the incident and was provided with the self-evaluation audit for the Process Safety Code, conducted in February 2001. The code requires companies to have management practices in place to ensure, among other items—periodic assessment and documentation of process hazards, complete documentation on the hazards of materials, and sufficient layers of protection to prevent a single failure from leading to a catastrophic event. Although all the code elements except one were marked as having a management practice in place,³⁶ the CSB investigation uncovered significant gaps in these areas, as previously discussed.

As part of the reactive hazard investigation, CSB also recommended that ACC expand the Responsible Care Process Safety Code to emphasize the need for safe management of reactive hazards (USCSB, 2002; pp. 103–104).

³⁵The Responsible Care elements referenced herein are those in place when the 2001 audit was performed. The elements have recently been revised.

³⁶The code element regarding use of community awareness and emergency response to ensure that public comments are considered in design and safety was marked as “reassessing management practice implementation.”

4.0 Root and Contributing Causes

4.1 Root Causes

1. The FCC Pascagoula facility did not have an adequate system for evaluating the hazards of processing mononitrotoluene (MNT) in its continuous process and did not apply lessons learned from hazard analyses conducted on similar processes in the plant.
 - Nitrotoluenes are unstable and decompose energetically under high-temperature conditions. The facility did not have a formal system to evaluate the thermal instabilities of processing this material. FCC had never completed a formal hazard analysis for the continuous MNT unit to evaluate the specific hazards of handling this material, including leaving it in equipment for an extended time during shutdown, short- and long-term shutdown procedures, and response to deviations from normal operating conditions.
 - The facility became aware of the hazards of allowing MNT to be exposed to elevated temperatures for an extended time during a batch project in 1996, but the lessons learned (including operating considerations and the addition of safety interlocks) were not applied to the existing MNT columns.
 - Because a formal hazard evaluation was not performed and the potential hazards were not understood, process safety information—including MSDSs and standard operating procedures—did not provide adequate warnings of the potential thermal instability of MNT.
2. FCC did not have a system to ensure that the #1 MNT column (C-501) was equipped with sufficient layers of protection to prevent a catastrophic release.
 - C-501 did not contain critical alarms, such as high temperature alarms, to warn of deviations from safe operation.
 - C-501 did not have safety interlocks to shut down the heat source to the column in the event of high temperature and to return the process to a functionally safe state.
 - C-501 did not have appropriately designed overpressure protection in the event of a thermal decomposition of MNT.

3. The Pascagoula facility had no effective system for ensuring consistent work practices when isolating equipment.

- Such a system would specify correct procedures and ensure that all necessary steps are followed. Although personnel stated that proper isolation included double blocking and bleeding the steam line to C-501, these steps were not specifically included in the procedures and were not followed prior to the incident.
- Operating procedures for C-501 did not contain warnings or cautions concerning process chemicals and the consequences of deviations from operating limits.
- Operating procedures did not contain instructions on how to perform an emergency shutdown for all foreseeable causes, to ensure proper isolation, or to continue monitoring critical parameters while the column was shut down.
- Work practices at the time of the incident did not include blinding the steam line, which would have isolated the line from the column.
- Training of operations personnel did not include information on the hazards of leaving MNT at elevated levels for an extended time, which would have further emphasized the necessity to ensure proper isolation of heat sources to the column when heat was not being removed.

4. FCC did not have an adequate program to prevent leakage from isolation valves in the steam line connected to the #1 MNT column (C-501).

- The steam supply valves had not been evaluated to determine what maintenance activities were appropriate to ensure proper function.
- Post-incident analysis revealed that corrosion and erosion caused the leakage in two manual valves in the steam line to the reboilers.

4.2 Contributing Causes

1. **FCC did not have a system to evaluate the structural integrity of the control room or its proximity to the process.**³⁷

The control room for the MNT unit—which had windows and was not reinforced to withstand overpressure—was located approximately 50 feet from the #1 MNT column (C-501). Three employees who sought refuge in the control room at the time of the incident were injured by broken glass.

2. **Jackson County did not have an effective system to alert residents about potentially catastrophic incidents and appropriate responses.**³⁸

The explosion and fire caused significant concern among residents in the surrounding community. Concussion damage was observed offsite, and debris from the column was thrown offsite. The community notification system did not adequately warn residents that an incident was ongoing, explain how to shelter-in-place, or let them know when the emergency had subsided.

³⁷Although the siting of the control room did not cause the incident, it contributed to its consequences, including onsite injuries.

³⁸Although the ineffectiveness of the community notification system did not cause the incident, it contributed to its consequences, including anxiety within the local community.

5.0 Recommendations

E. I. du Pont de
Nemours and Company

Conduct audits to ensure that the First Chemical Pascagoula facility addresses the issues detailed below, under “DuPont–First Chemical Pascagoula Facility.” Communicate results of these audits to the workforce. (2003-01-I-MS-R1)

DuPont–First Chemical
Pascagoula Facility

1. Establish a program for conducting process hazard analyses of processes involving reactive materials. (2003-01-I-MS-R2)
2. Evaluate the need for layers of protection and install appropriate safeguards, such as alarms and interlocks, to reduce the likelihood of a runaway reaction and catastrophic release of material. (2003-01-I-MS-R3)
3. Review and revise as necessary procedures for units that process highly energetic material, effectively communicate the updated procedures, and train workers appropriately. Revised procedures should include (2003-01-I-MS-R4):
 - Specific steps for isolation of energy sources.
 - Warnings and cautions concerning process chemicals and consequences of deviations from operating limits.
 - Critical operating limits and guidance when the limits are exceeded.
 - Instruction on how to perform a shutdown for all foreseeable causes, to ensure proper isolation, and to continue monitoring critical parameters (such as temperature) while the column is shut down; in addition, review conditions under which material must be deinventoried (such as during extended shutdowns).
4. Conduct a facility-wide survey of pressure vessels to ensure that all equipment that processes reactive materials has appropriate overpressure protection. (2003-01-I-MS-R5)

-
5. Identify equipment critical to safe operation of processes containing reactive materials. Upgrade the maintenance program and establish inspection schedules to ensure the integrity of such equipment. (2003-01-I-MS-R6)
 6. Survey and take appropriate action to ensure that buildings occupied by plant personnel are of adequate construction and are located so as to protect people inside in the event of an explosion in equipment processing reactive materials. (2003-01-I-MS-R7)

Jackson County
Board of Supervisors
Jackson County
Emergency Management
Agency
Jackson County
Local Emergency
Planning Committee

1. Update the community notification system to (2003-01-I-MS-R8):
 - Immediately alert residents in the Moss Point community when an incident occurs that could affect their health and safety.
 - Determine when a community response should be initiated.
 - Communicate the nature of the incident and the appropriate response by residents.
 - Alert residents when the incident is over (i.e., the all-clear has sounded).
2. Conduct an awareness campaign to educate residents on the proper steps for a shelter-in-place and orderly evacuation. (2003-01-I-MS-R9)

American Chemistry
Council (ACC)

1. Amend the Technical Specifications guidelines in the Responsible Care Management System to explicitly require facilities to identify findings and lessons learned from process hazard analyses and incident investigations in one unit and apply them to other equipment that processes similar material. (2003-01-I-MS-R10)
2. Ensure that ACC members understand the audit requirements of Responsible Care and accurately identify and address gaps in facility process safety programs. (2003-01-I-MS-R11)
3. Communicate the findings of this report to your membership. (2003-01-I-MS-R12)

Synthetic Organic
Chemical Manufacturers
Association (SOCMA)

1. Amend the Technical Specifications in the Responsible Care Management System to explicitly require facilities to identify findings and lessons learned from process hazard analyses and incident investigations in one unit and apply them to other equipment that processes similar material. (2003-01-I-MS-R13)
2. Ensure that SOCMA members understand the audit requirements of Responsible Care and accurately identify and address gaps in facility process safety programs. (2003-01-I-MS-R14)
3. Communicate the findings of this report to your membership. (2003-01-I-MS-R15)

By the
U.S. CHEMICAL SAFETY AND HAZARD INVESTIGATION BOARD

Carolyn W. Merritt
Chair

John S. Bresland
Member

Gerald V. Poje, Ph.D.
Member

Isadore Rosenthal, Ph.D.
Member

Andrea Kidd Taylor, Dr. P.H.
Member

October 15, 2003

6.0 References

- American National Standards Institute/Instrument Society of America (ANSI/ISA), 1997. *Application of Safety Instrumented Systems for the Process Industries*, ANSI/ISA-84.01-1996, March 15, 1997.
- American Petroleum Institute (API), 1997. *Guide for Pressure-Relieving and Depressuring Systems*, API RP-521, Fourth Edition.
- API, 1995. *Management of Hazards Associated With Location of Process Plant Buildings*, API RP-752, First Edition, May 1995.
- Bateman, T. L., F. H. Small, and G. E. Snyder, 1974. "Dinitrotoluene Pipeline Explosion," *Proceedings of the 8th Annual Loss Prevention Symposium*, American Institute of Chemical Engineers (AIChE), Vol. 8, pp. 117–122.
- Bretherick, Leslie, P. G. Urben, and Martin J. Pitt, 1999. *Bretherick's Handbook of Reactive Chemical Hazards*, Sixth Edition, Vol. 1, Butterworth-Heinemann.
- Center for Chemical Process Safety (CCPS), 2003. *Essential Practices for Managing Chemical Reactivity Hazards*, AIChE.
- CCPS, 1996. *Evaluating Process Plant Buildings for External Explosions and Fires*, AIChE.
- CCPS, 1995a. *Chemical Reactivity Evaluation and Application to Process Design*, AIChE.
- CCPS, 1995b. *Guidelines for Evaluating Characteristics of Vapor Cloud Explosions, Flash Fires, and BLEVEs*, AIChE.
- CCPS, 1995c. *Guidelines for Safe Process Operations and Maintenance*, AIChE.
- CCPS, 1993a. *Guidelines for Engineering Design for Process Safety*, AIChE.
- CCPS, 1993b. *Safe Automation of Chemical Processes*, AIChE.

-
- Chen, Wu, and Chai-Wei Wu, 1996. "Thermal Hazard Assessment and Macrokinetics Analysis of Toluene Mononitration in a Batch Reactor," *Journal of Loss Prevention Process Industries*, Vol. 9, No. 5.
- Dartnell, R. C., and T. A. Ventrone, 1971. "Explosion of a Para-Nitro-Meta-Cresol Unit," *Proceedings of the 5th Annual Loss Prevention Symposium*, AIChE, Vol. 5, pp. 53–56.
- Duh, Yih-Shing, C. Lee, C. C. Hsu, D. R. Hwang, and C. S. Kao, 1997. "Chemical Incompatibility of Nitrocompounds," *Journal of Hazardous Materials*, Vol. 53, pp. 183–194.
- Harris, G. F. P., N. Harrison, and P. E. MacDermott, 1981. "Hazards of the Distillation of Mono Nitrotoluenes," *Institution of Chemical Engineers Symposium Series*, Vol. 68.
- Health and Safety Executive (HSE), 2000. *Designing and Operating Safe Chemical Reaction Processes*, Norwich, United Kingdom: HSE Books.
- HSE, 1994. *The Fire at Hickson & Welch Ltd*, Norwich, United Kingdom: HSE Books.
- International Electrotechnical Commission (IEC), 2003. *Functional Safety—Safety Instrumented Systems for the Process Industry Sector*, IEC 61511-3, Geneva, Switzerland.
- Kister, Henry Z., 1990. *Distillation Operation*, McGraw-Hill.
- Lewis, Richard J. Sr., 1996. *SAX's Dangerous Properties of Industrial Materials*, Ninth Edition, Van Nostrand Reinhold.
- U.S. Chemical Safety and Hazard Investigation Board (USCSB), 2002. *Hazard Investigation, Improving Reactive Hazard Management*, Report No. 2002-01-H, December 2002.
- USCSB, 2000. *Investigation Report, Chemical Manufacturing Incident, Morton International, Inc., Paterson, New Jersey, April 8, 1998*, No. 1998-06-1-NJ.

Appendix A: Causal Factors Diagram

