

# DoDEA 2002 Graduates' Post-secondary Plans and Scholarships

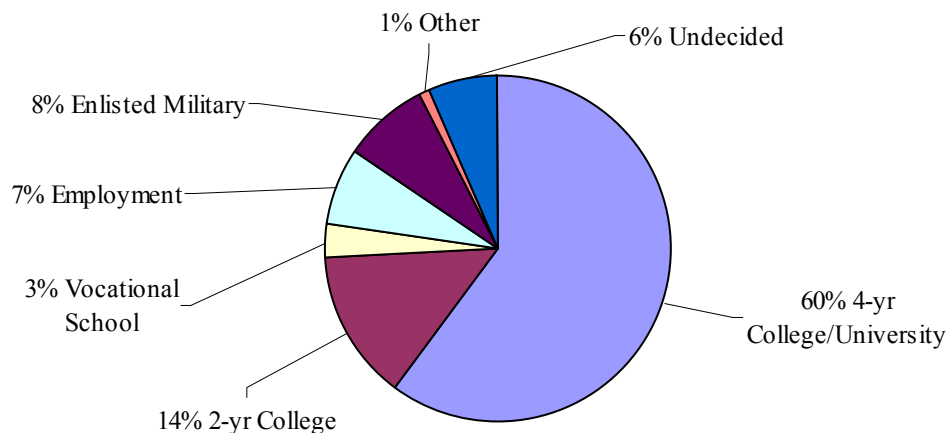
## Summary Report

Prepared by Office of System Accountability

At the end of every school year, each high school in the Department of Defense Dependents Schools (DoDDS) and the Domestic Dependents Elementary and Secondary Schools (DDESS) is asked to complete a report indicating senior students' plans after graduation for the Department of Defense Education Activity (DoDEA) Office of System Accountability. This summary provides a look at the aggregate numbers collected from these high schools concerning DoDEA seniors' plans, the monies awarded to these students for scholarships, grants and financial aid, and also the colleges and universities they have chosen to attend.

In 2002, there were 3,102 seniors in DoDEA. Of these, 2,984 received diplomas for a graduation rate of 96%. The majority (77%) of the DoDEA graduates indicate they will continue their education after graduation at a 4-year (60%), 2-year (14%) or vocational college or university (3%) as shown in Chart 1. Fifteen (15%) percent of the 2002 graduates indicate they will enlist in the military or find other employment, while 6% remain undecided. The 2002 post secondary graduation plan percentages are consistent with the past five years as shown in Table 1.

**Chart 1: DoDEA 2002 Graduates' Plans After Graduation**



**Table 1: Graduates' Post-secondary Plans After Graduation (1998-2002)**

<b>Post-secondary Plans</b>	<b>1998*</b> <b>N=3,058</b>	<b>1999</b> <b>N=2,951</b>	<b>2000</b> <b>N=2,981</b>	<b>2001</b> <b>N=3,066</b>	<b>2002</b> <b>N=2,984</b>
<b>4-year College/University</b>	62%	57%	55%	57%	60%
<b>2-year College/University</b>	15%	17%	15%	15%	14%
<b>Vocational School</b>	2%	2%	2%	2%	3%
<b>Employment</b>	9%	9%	9%	10%	7%
<b>Enlisted Military</b>	9%	10%	10%	10%	8%
<b>Undecided/Other/Unreported</b>	7%	6%	9%	5%	7%

\*Percentages may not equal 100; some students reported plans to attend school **and** find employment.

Information provided on individual graduates indicates some differences in post-secondary plans by Area, as noted in Table 2. For instance, the DDESS class of 2002 had a higher percentage of graduates planning to attend a 4-year college or university than either DoDDS-Europe or DoDDS-Pacific, but a higher percentage of Europe and Pacific DoDDS graduates indicated that they would attend a 2-year college or university. A higher percentage of DoDDS-Europe graduates, compared to DDESS and DoDDS-Pacific graduates, planned to join the workforce immediately after high school. A comparable percentage of graduates across Areas planned to enlist in the military.

**Table 2: 2002 Graduates' Post-secondary Plans After Graduation by Area**

<b>Post-secondary Plans</b>	<b>DDESS</b> <b>N=388</b>	<b>DoDDS-Europe</b> <b>N=1407</b>	<b>DoDDS-Pacific</b> <b>N=580</b>
<b>4-year College/University</b>	70%	59%	59%
<b>2-year College/University</b>	7%	15%	16%
<b>Vocational School</b>	6%	2%	4%
<b>Employment</b>	7%	9%	5%
<b>Enlisted Military</b>	9%	7%	8%
<b>Undecided/Other</b>	2%	8%	9%

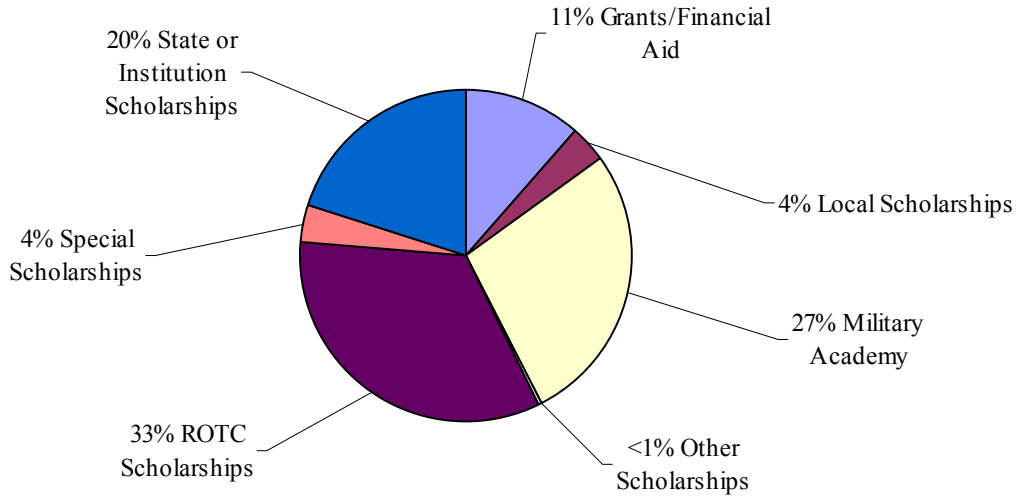
\*Percentages may not equal 100; some students reported plans to attend school **and** find employment.

### **Scholarships and Financial Aid**

The DoDEA graduating seniors of 2002 continued the tradition of earning millions of dollars in scholarship and financial aid monies. Much of the money earned is due to the large numbers of graduates who attend the military academies. An academy scholarship is approximately \$250,000 for a 4-year education. Additionally, a large percentage of DoDEA graduates receive ROTC scholarships, each of which is approximately \$70,000. In 2002, the DoDEA graduates earned over \$35 million dollars in scholarships, financial aid and grants, as shown in Chart 2.

**Chart 2: DoDEA 2002 Graduates' Scholarships**

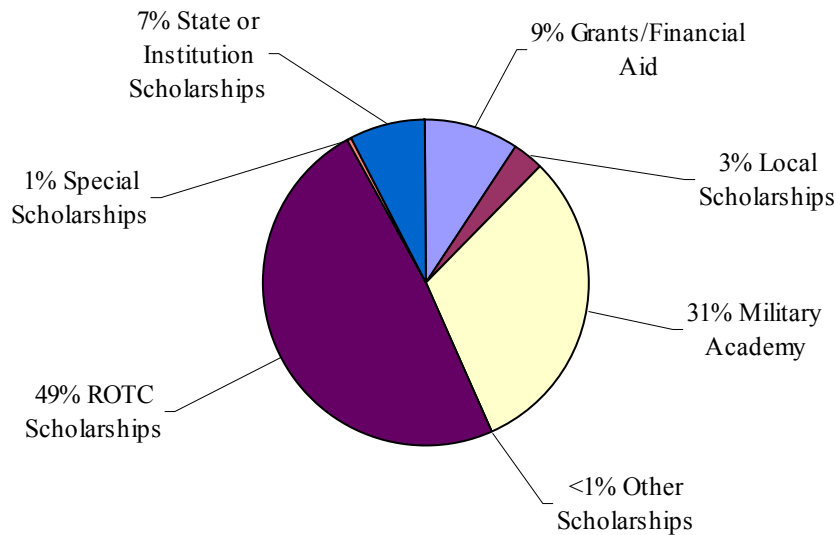
**Monies Earned: \$35,664,151**



As can be seen in Charts 3, 4, and 5, the military academies and ROTC scholarships make up the largest percent of monies earned by DoDEA graduates. The 2002 graduates in DoDDS-Pacific earned almost half of their monies through the ROTC scholarship program. Graduates in DDESS and DoDDS-Europe, however, also earned a large percentage of scholarship and financial aid monies from state or institution scholarships (32% and 23% respectively).

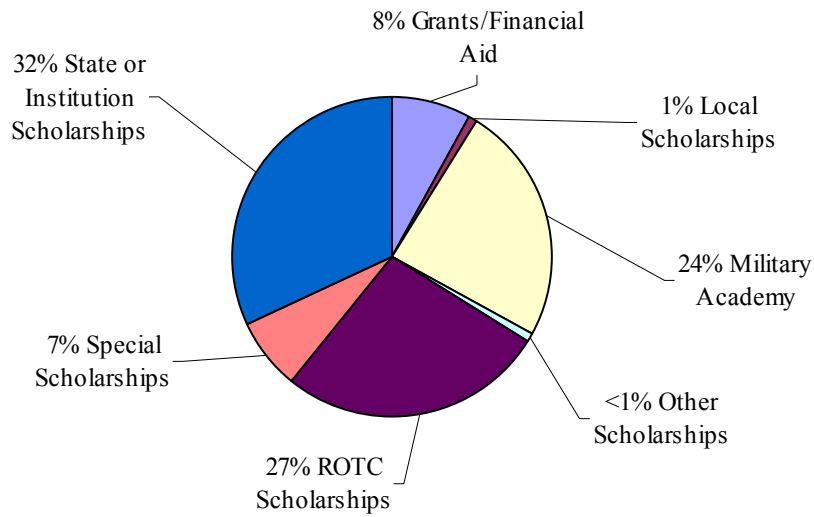
**Chart 3: DoDDS-Pacific 2002 Graduates' Scholarships**

**Monies Earned: \$12,243,056**



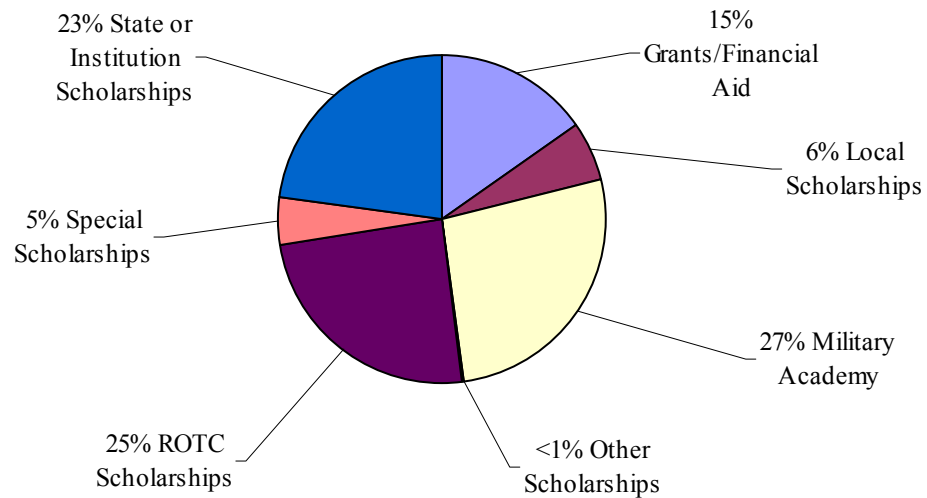
**Chart 4: DDESS 2002 Graduates' Scholarships**

**Monies Earned: 9,396,401**



**Chart 5: DoDDS-Europe 2002 Graduates' Scholarships**

**Monies Earned: \$14,024,694**



The 2002 graduates planned to attend 740 colleges and universities. Below is a representative list, which includes only the colleges or universities selected by more than five graduates.

American University	Pensacola Community College
Arizona State University	Purdue University
Auburn University	Sacred Heart University of Puerto Rico
Austin Peay State University	San Diego State University
Baylor University	Savannah College of Art & Design
Benedict College	Southwest Texas State University
Bowling Green State University	Southwestern Community College
Brigham Young University	Texas A & M University
California State University	Texas Tech University
Central Texas College	United States Air Force Academy
Coastal Carolina Community College	United States Military Academy
Colorado State University	University of Alabama
Creighton University	University of California
East Carolina University	University of California
Elizabethtown Community College	University of Central Florida
Embry-Riddle Aeronautical University	University of Florida
Fayetteville State University	University of Florida
Florida A&M University	University of Guam
Florida State University	University of Illinois
George Mason University	University of Kentucky
George Washington University	University of Louisville
Indiana University	University of Maryland
InterAmerican University	University of Michigan
James Madison University	University of North Carolina
Kansas State University	University of Puerto Rico
Louisiana State University	University of South Florida
North Carolina A & T University	University of Tampa
North Carolina Central University	University of Tennessee
North Carolina State University	University of Texas
Northern Virginia Community College	University of Washington
Norwich University	University of West Florida
Okaloosa Walton Community College	Valencia Community College
Old Dominion University	Virginia Tech
Penn State University	Virginia Wesleyan College
	Washington State University

As can be seen from this report, the DoDEA graduates continue to excel in many ways. Very large proportions continue their education at a college, university or vocational school and earn millions of dollars of scholarships and financial aid to help them achieve their goals.