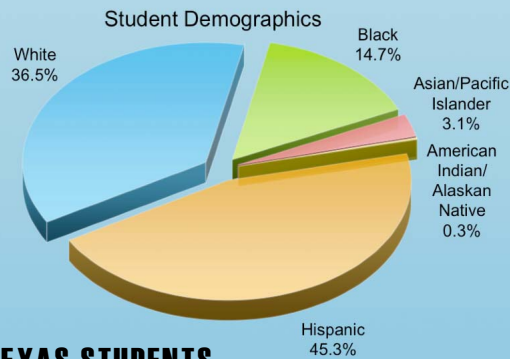


TEXAS AT A GLANCE



Source: National Center for Education Statistics (NCES), Common Core of Data, 2004-05 School Year

TEXAS STUDENTS

	Texas	United States
Total Students	4,525,394	49,676,964
Low-Income Students	48.2%	40.9%
Limited English Proficient	15.7%	8.5%
Students with Disabilities	11.3%	13.6%

Source: National Center For Education Statistics (NCES), Common Core of Data, 2005-06 School Year

TEXAS SCHOOLS

	Texas	United States
Number of Schools	8,841	98,905
Schools Making Adequate Yearly Progress	6,447 (90.7%)	64,546 (70%)
Schools in Need of Improvement	278	10,676
Schools in Restructuring	24	2,302

Source: Consolidated State Performance Report, 2006-07 & NCES CCD, 2005-06

TEXAS FACTS AND FIGURES

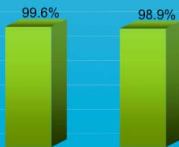
Total NCLB Funding (2007): \$1,969,706,450; a 70% increase over 2001 levels
Public AYP Release Date: August 2007

Testing System Status:

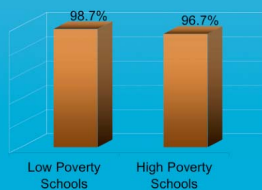
Approved Approval Expected Approval Pending

TEXAS TEACHERS

Elementary Classes Taught by Highly Qualified Teachers



Secondary Classes Taught by Highly Qualified Teachers



Source: Consolidated State Performance Reports, 2006-07

MAPPING TEXAS' EDUCATIONAL PROGRESS 2008



Every day, we learn what works so students can make greater progress. Six years after No Child Left Behind's passage – and midway to the nation's goal of having students on grade level or better in reading and math by 2014 – we have collected more data than ever before about the academic performance of our students and schools. This information enables all of us to chart where we are as individual states and as a nation and to map a course of action for future progress. The foundation of our success will depend on our continued commitment to the following core principles:

- ◆ High Standards
- ◆ Annual Assessments
- ◆ Accountability for Results
- ◆ Highly Qualified Teachers in Every Classroom (HQT)
- ◆ Information and Options for Parents
- ◆ All Children on Grade Level By 2014



TEXAS' RECORD OF ACHIEVEMENT

Reading Achievement for 2006-2007

	Texas 4 th Graders			Texas 8 th Graders		
	State Data-% Proficient	NAEP Data-% Basic	NAEP Data-% Proficient	State Data-% Proficient	NAEP Data-% Basic	NAEP Data-% Proficient
All	83%	66%	30%	88%	73%	28%
White	91%	80%	44%	94%	86%	43%
Black	75%	51%	17%	84%	61%	14%
Hispanic	78%	58%	21%	83%	64%	16%
Low Income	77%	53%	17%	82%	62%	15%

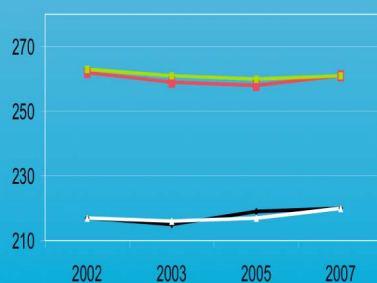
Math Achievement for 2006-2007

	Texas 4 th Graders			Texas 8 th Graders		
	State Data-% Proficient	NAEP Data-% Basic	NAEP Data-% Proficient	State Data-% Proficient	NAEP Data-% Basic	NAEP Data-% Proficient
All	85%	87%	40%	72%	78%	35%
White	92%	95%	59%	83%	90%	53%
Black	76%	76%	21%	61%	64%	16%
Hispanic	81%	84%	30%	65%	70%	23%
Low Income	80%	82%	27%	63%	68%	21%

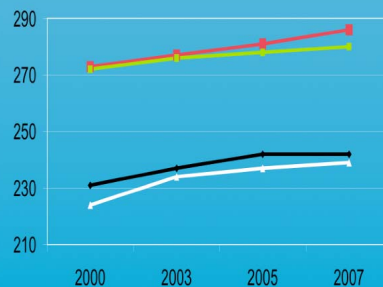
Source: Texas Testing Data and 2007 National Assessment of Educational Progress (NAEP) Data

ACHIEVEMENT TRENDS

Texas Reading Achievement



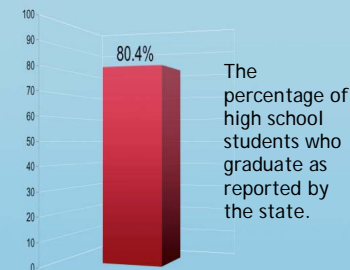
Texas Math Achievement



Source: National Assessment of Educational Progress (NAEP)

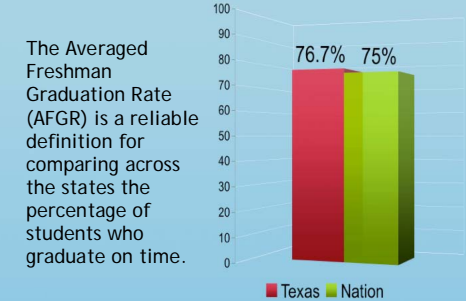
PREPARING TEXAS STUDENTS FOR SUCCESS

Texas' High School Graduation Rate 2006



Source: Consolidated State Performance Report, 2006-07

Averaged Freshman Graduation Rate 2004



Source: National Center for Education Statistics (NCES)

High School Students Taking Advanced Placement Exams
Source: College Board

	Texas	Nation
High School Students Taking Advanced Placement Exams	66,114 (27.3%)	698,182 (24.9%)

OPTIONS FOR PARENTS

	# of Eligible Texas Students	% of Eligible Texas Students Participating	% of Eligible Students Participating Nationally
Tutoring	61,796	1,136 (1.8%)	497,956 (14%)
Choice	157,461	1,209 (0.8%)	64,684 (1.2%)

Source: Consolidated State Performance Report, 2005-06

FLEXIBILITY OPTIONS FOR STATES-TEXAS

Teacher Incentive Fund	Houston Independent School District, Dallas Independent School District, School of Excellence in Education, University of Texas System
Limited English Proficient Partnership	Participating
Flexibility for Students with Disabilities	Not Participating
Tutoring Pilot	Not Participating
Growth Model	Not Participating
Districts in Need of Improvement Pilot	Not Participating