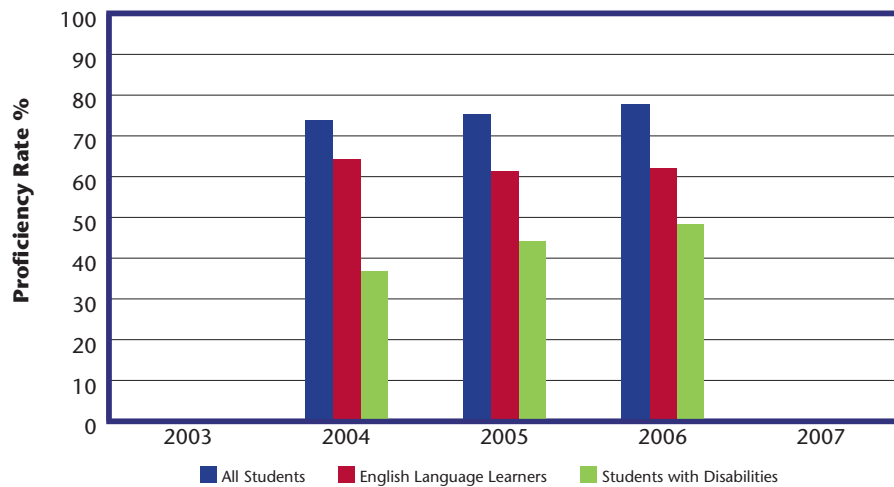


Reading First State Profile: MINNESOTA



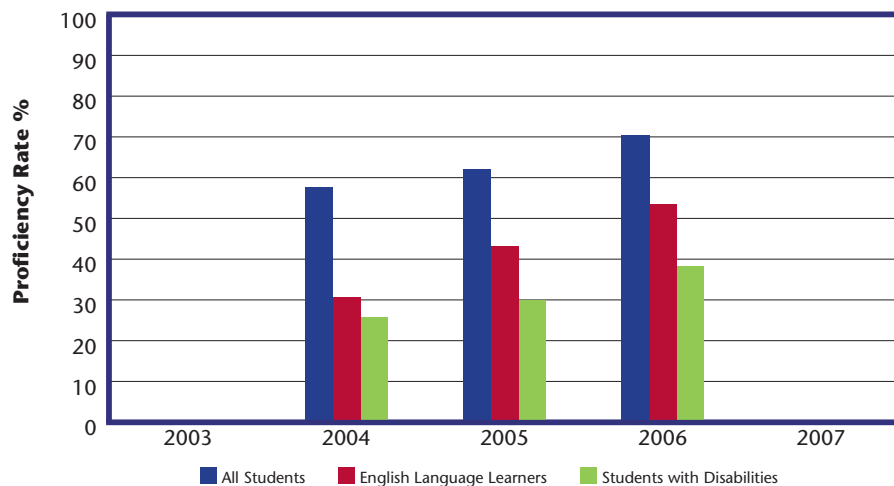
Reading First: Grade 3 Fluency Data (Cohort 1)



Fluency Assessments

Grade	Assessment	Subtest	Benchmark	LEA Gains*
Grade 1	Deno's Oral Fluency	Oral Reading Fluency	40 WPM	N/A
Grade 2	Deno's Oral Fluency	Oral Reading Fluency	75 WPM	N/A
Grade 3	Deno's Oral Fluency	Oral Reading Fluency	95 WPM	N/A

Reading First: Grade 3 Comprehension Data (Cohort 1)



Comprehension Assessments

Grade	Assessment	Subtest	Benchmark	LEA Gains*
Grade 1	Gates MacGintie	Comprehension	34th NP = 41 NCE	N/A
Grade 2	Gates MacGintie	Comprehension	34th NP = 41 NCE	N/A
Grade 3	MN Comprehensive Assessment	N/A	Scale \geq 350	N/A

Source: Annual Performance Report. These graphs represent the data that the state provided. Proficiency rates where the number of students tested is 10 or fewer or where the proficiency rate is 0% or 100% are not shown. In some instances, data were not provided by the state.

* LEA Gains indicates the percentage of LEAs that showed a gain of at least 5 percentage points from the state's first year of implementation to 2007.

Reading First State Profile: MINNESOTA

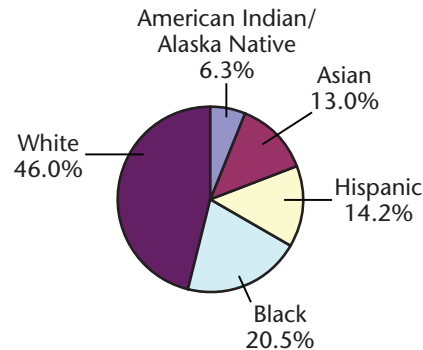


Reading First Participation

2006–2007: 6,532 students

Funded Districts and Schools		
Year	Districts	Schools
2003	N/A	N/A
2004	21	29
2005	21	29
2006	34	51
2007	15	23

Reading First Students by Race/Ethnicity



Sources: Annual Performance Report and Common Core of Data. Actual 2006–2007 participation data are not available. Enrollment figures are estimated based on 2005–2006 CCD data for students enrolled in grades K–3 in Reading First Schools for 2006–2007.

Online Resources

State Reading First Website
http://education.state.mn.us/mde/Accountability_Programs/No_Child_Left_Behind_Programs/Reading_First

Annual Performance Report Data
<http://www.ed.gov/programs/readingfirst/data.html>

Reading First Awards Database
<http://readingfirstdataonline.org>

2007 State Evaluation Report
<http://www.ed.gov/programs/readingfirst/evaluationreports/index.html>

Selected State Evaluation Findings

- ❑ In 2006–2007, nearly 70 percent of first-grade Round 2 students met or exceeded the target in comprehension and slightly over 70% achieved the target in word decoding and oral fluency.
- ❑ In 2006–2007, second-grade Round 2 students met the comprehension achievement targets at a low-to-mid 60% level. For fluency, 74 percent of second-grade students met the words-per-minute criterion.
- ❑ In 2006–2007, nearly 67 percent of third-grade Round 2 students met the target on the Minnesota Comprehensive Assessment (MCA II), while 80 percent of the students met the words-per-minute criterion set as the target for the oral fluency measure.

Source: Assessment and Evaluation Concepts, Inc.

Total Reading First Allocation

- ❑ Total state funding to date: **\$59,800,786**
- ❑ Amount of Yearly Funding

2008	■	\$3,721,969
2007	■	\$9,604,544
2006	■	\$8,999,512
2005	■	\$9,308,442
2004	■	\$8,599,034
2003	■	\$9,566,710
2002	■	\$10,000,575

Source: U.S. Department of Education Budget Service