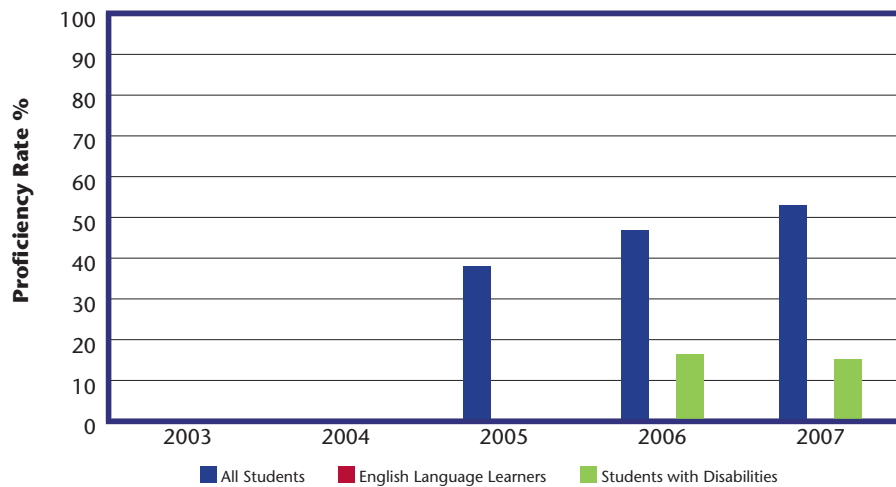


Reading First State Profile: **MAINE**



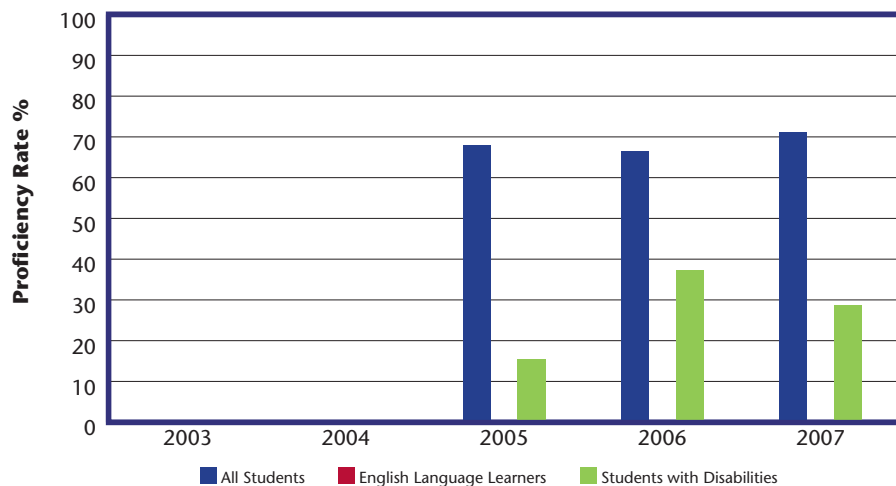
Reading First: Grade 3 Fluency Data (Cohort 1)



Fluency Assessments

| Grade | Assessment | Subtest | Benchmark | LEA Gains* |
|---------|------------|----------------------|-----------|------------|
| Grade 1 | DIBELS | Oral Reading Fluency | 40 WPM | 66.7% |
| Grade 2 | DIBELS | Oral Reading Fluency | 90 WPM | 66.7% |
| Grade 3 | DIBELS | Oral Reading Fluency | 110 WPM | 85.7% |

Reading First: Grade 3 Comprehension Data (Cohort 1)



Comprehension Assessments

| Grade | Assessment | Subtest | Benchmark | LEA Gains* |
|---------|------------|---------------|-----------|------------|
| Grade 1 | TerraNova | Comprehension | 40th %ile | 50.0% |
| Grade 2 | TerraNova | Comprehension | 40th %ile | 33.3% |
| Grade 3 | TerraNova | Comprehension | 40th %ile | 57.1% |

Source: Annual Performance Report. These graphs represent the data that the state provided. Proficiency rates where the number of students tested is 10 or fewer or where the proficiency rate is 0% or 100% are not shown. In some instances, data were not provided by the state.

* LEA Gains indicates the percentage of LEAs that showed a gain of at least 5 percentage points from the state's first year of implementation to 2007.

Reading First State Profile: **MAINE**

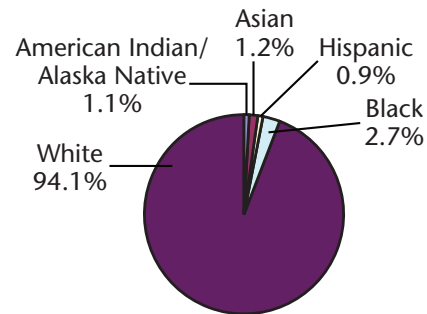


Reading First Participation

2006–2007: 3,915 students

| Funded Districts and Schools | | |
|------------------------------|-----------|---------|
| Year | Districts | Schools |
| 2003 | N/A | N/A |
| 2004 | N/A | N/A |
| 2005 | 7 | 7 |
| 2006 | 17 | 18 |
| 2007 | 24 | 25 |

Reading First Students by Race/Ethnicity



Sources: Annual Performance Report and Common Core of Data. Actual 2006–2007 participation data are not available. Enrollment figures are estimated based on 2005–2006 CCD data for students enrolled in grades K–3 in Reading First Schools for 2006–2007.

Online Resources

State Reading First Website
<http://www.maine.gov/education/rf/homepage.htm>

Annual Performance Report Data
<http://www.ed.gov/programs/readingfirst/data.html>

Reading First Awards Database
<http://readingfirstdataonline.org>

2007 State Evaluation Report
<http://www.ed.gov/programs/readingfirst/evaluationreports/index.html>

Selected State Evaluation Findings

- ❑ The 2006–2007 classroom observation data indicate that K-3 teachers are using the majority of the literacy block for direct instruction in reading, with very little time spent on non-instructional activities (4%) or non-literacy instruction (1.3%).
- ❑ Across the cohorts' years in Reading First some achievement gaps decreased.

Source: Maine Education Policy Research Institute

Total Reading First Allocation

- ❑ Total state funding to date: **\$19,188,149**
- ❑ Amount of Yearly Funding

| | | |
|-------------|--|--------------------|
| 2008 | | \$1,225,024 |
| 2007 | | \$2,759,563 |
| 2006 | | \$2,925,344 |
| 2005 | | \$3,256,773 |
| 2004 | | \$2,927,843 |
| 2003 | | \$3,394,509 |
| 2002 | | \$2,699,093 |

Source: U.S. Department of Education Budget Service