

III

STRATEGIC GOAL THREE: Prevent and Reduce Crime and Violence by Assisting State, Tribal, Local and Community-Based Programs

STRATEGIC OBJECTIVE & ANNUAL GOAL 3.1: LAW ENFORCEMENT

Improve the crime fighting and criminal justice administration capabilities of state, tribal, and local governments

3.1A Reduce Crime and Improve Criminal Justice Administration and Operations in Indian Country

Background/ Program Objectives:

OJP's Tribal Court Program is one method used to reduce crime and improve the criminal justice systems and operations in Indian Country. Over the last decade, there has been unparalleled growth in Tribal courts due to a number of factors including the need to reduce the victimization of Indian people in tribal communities. This growth has increased the need for reliable means of settling disputes that arise in the ordinary course of business. For example, the need for tribal courts is spurred by incidents involving violent crime, substance abuse, and managing complex issues such as regulation of gaming, air and water pollution control, mining, banking, and toxic waste disposal.

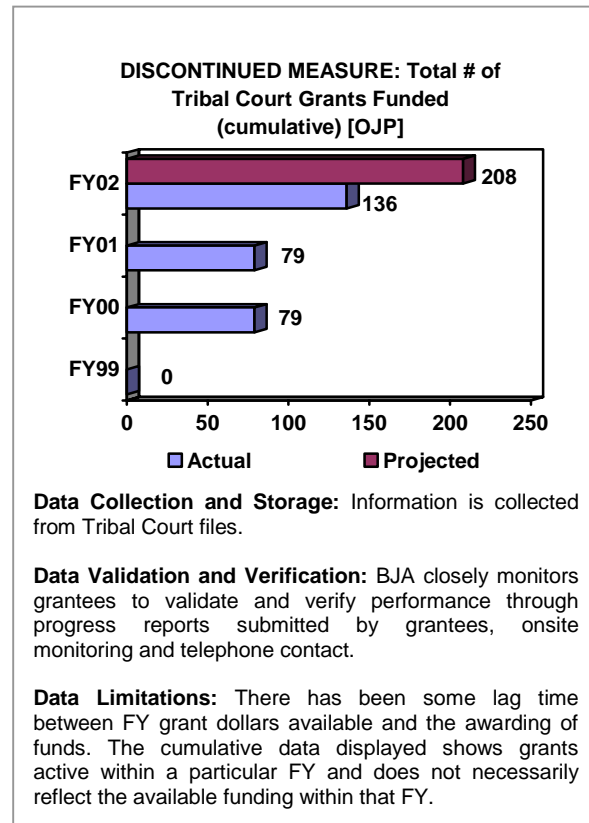
Performance:

Performance Measure: DISCONTINUED MEASURE: Total Number of Tribal Court Grant Funded (cumulative) [OJP] (NOTE: To ensure greater reporting accuracy in FY 2002, this measure no longer distinguishes between new, planning or enhanced tribal court grants. This measure is being discontinued; we will transition to a new measure in FY 2003.)

FY 2002 Target: 208 Tribal Courts

FY 2002 Actual: 136

Discussion: In FY 2002, BJA incorrectly estimated the targeted number of awards to be made under this program. First, fewer tribes applied for awards than had originally anticipated and second, BJA found it necessary to provide more technical assistance to applicants in preparing their grant narratives/budgets than originally forecasted.



3.1B Improve Response Time to Crime

Background/ Program Objectives:

Interstate availability of complete computerized criminal records is increasingly vital for criminal investigation; prosecution; sentencing; correctional supervision and release; and community notification. This information is also necessary to conduct thorough background checks for those applying for licenses; firearm purchases; and work involving the safety and well being of children, the elderly, and the disabled. Interstate exchange of data is critical to ensure that states have access to records maintained by other jurisdictions. The Interstate Identification Index (III), administered by the FBI, provides interstate access to information about offenders at the state and federal level and facilitates this exchange. To ensure compatibility, all state-level record enhancements are required to conform to FBI standards for III participation.

The Bureau of Justice Statistics (BJS) National Criminal History Improvement (NCHIP) provides direct funding and technical assistance to states to improve the accuracy, utility, and interstate accessibility of the Nation's criminal history and related records and build their infrastructure to connect to national record check systems both to supply information to and conduct requisite checks, including the FBI-operated National Instant Criminal Background Check System (NICS), the National Sex Offender Registry (NSOR) and the National Protection Order File.

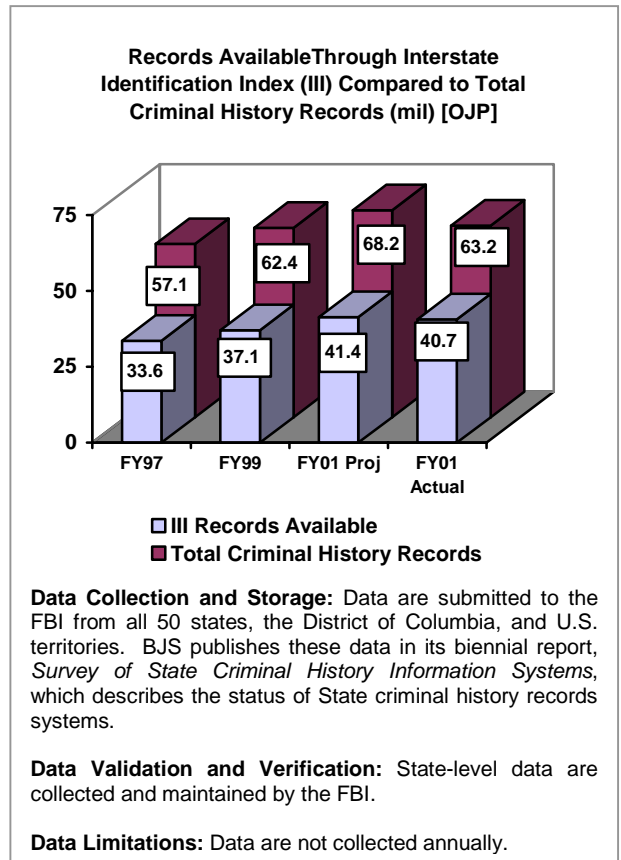
Performance:

Performance Measure: Records Available Through Interstate Identification Index (III) Compared to Total Criminal History Records (in millions) [OJP] (Formally "Records (millions) Available Through Interstate Access Compared to Total Criminal History Records")

FY 2001 Target: Total Criminal History Records: 68.2 million; Total Records Available Through III: 41.4 million

FY 2001 Actual: Total Criminal History Records: 63.2 million; Total Records Available Through III: 40.7 million

FY 2002 Target: N/A – No FY 2002 target was set due to the fact that data for this program are collected and analyzed every two years.



FY 2002 Actual: N/A

Discussion: By the end of 2001, the estimated number of records available for sharing through the III system was 40.7 million compared to the prior projection that 41.4 million would be available. Additionally, 63.2 million of all criminal history records were III-accessible, the highest since record keeping began in 1993. As of September 2002, records in 43 states are available to the FBI and other states through the III. During 2001, the number of criminal records nationwide increased at the slowest rate since 1993, owing largely to the decrease in crime and the corresponding decrease in the number of persons arrested. As a result, the number of III-accessible records also grew at a slower pace than originally forecasted.

3.1C Improve Crime Fighting Capabilities

Background/Program Objectives:

The Office of Justice Program's Crime Lab Improvement Program (CLIP), provides support to State and local labs to perform various types of forensic analysis, such as trace evidence analysis, fingerprint comparison, toxicology, firearm and tool mark analyses, and biological evidence analysis (which includes DNA testing).

The Convicted Offender DNA Backlog Reduction Program was created to reduce the backlog of convicted offender DNA samples awaiting analysis and entry into the FBI's Combined DNA Index System (CODIS) database. Reducing the offender backlog and getting samples into the system is crucial to realizing the full objective of the national DNA database—to solve old crimes and prevent new ones from occurring. Funds are targeted toward the forensic analysis of all DNA samples identified as urgent priority samples (i.e., those from homicide and rape/sexual assault cases) within the current offender backlog. Comprising the backlog are samples collected from certain classes of offenders (typically violent criminals, but offenses such as burglary are now being increasingly included) as specified by state legislation. The size of the current convicted offender backlog is constantly growing in size, due to ongoing, expansive legislative changes in qualifying offenses. This expansion creates significant influxes of samples into labs often under-equipped. The Backlog Reduction Program is the Department's attempt to alleviate this burden.

Through these laboratory improvement/assistance programs, OJP endeavors to support the FBI's CODIS program and provide the second, critical half of a team effort to use DNA technology to solve and prevent crime.

FBI's Combined DNA Index System began as a pilot project in 1990 serving 14 state and local laboratories. The DNA Identification Act of 1994 authorized the FBI to establish a national DNA database for law enforcement purposes. The Act authorizes the FBI to store the following types of DNA data from federal, state, and local law

enforcement entities in its national index: DNA identification records of persons convicted of crimes; analyses of DNA samples recovered from crime scenes; analyses of DNA samples recovered from unidentified human remains; and analyses of DNA samples voluntarily contributed from relatives of missing persons. In 2000, the FBI was authorized to receive DNA profiles from federal convicted offenders and to store these profiles in a national Federal Convicted Offender index with the other four CODIS indexes.

FBI's National DNA Index System (NDIS) became operational during October 1998 and represents the highest-level database in CODIS. NDIS allows participating federal and state laboratories to exchange DNA profiles and perform inter-state searches on a weekly basis. Plans are underway to redesign CODIS and NDIS to allow for immediate uploading and searching upon demand and scalability up to 50 million DNA profiles.

Performance:

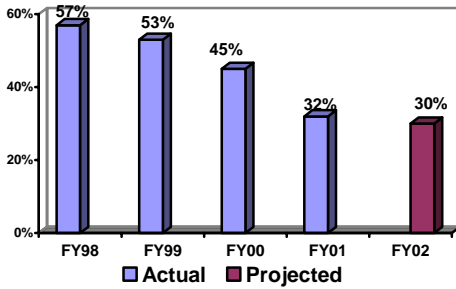
Performance Measure: DISCONTINUED
MEASURE: State and Local DNA Analysis Backlog (based on percentage of the total number of samples collected)

FY 2002 Target: 30%

FY 2002 Actual: Data Not Available

Discussion: Data provided for this performance measure were the result of a one-time study, conducted by the FBI in FY 2001, that examined only selected data within state-level DNA backlog. Therefore, data related to this measure were not collected during FY 2002 and will not be collected in this manner in coming fiscal years. This measure will be discontinued and we will transition to Estimated Samples Collected; Annual Total of State Backlog Samples Analyzed; and Annual Number of NDIS Matches Identified.

DISCONTINUED MEASURE: State and Local DNA Analysis Backlog (%) [OJP]



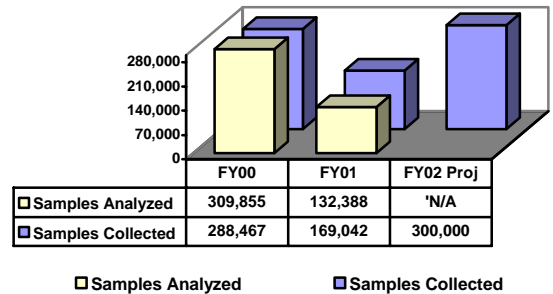
Data Collection and Storage: Data are collected by the program manager from the FBI's annual survey of crime laboratories and is maintained in local files.

Data Validation and Verification: Before data is entered into the system they are reviewed and approved by an FBI Laboratory manager and verified again with the submitting state agencies.

Data Limitations: None known at this time.

Discussion: In FY 2002, the target was missed by one crime lab due to delays in proposal receipt, which subsequently delayed approval and award processing. Additionally, a total of 11 awards were made under the Crime Lab Improvement Program in FY 2002, however only two have been counted as additional improved laboratories under this measure due to its cumulative nature (the other 9 laboratories have previously received funding under CLIP and are reflected in prior year actuals).

NEW MEASURE: Estimated Samples collected, as reported by the States; Annual Total of State Backlog Samples Analyzed (with OJP funding) [OJP]

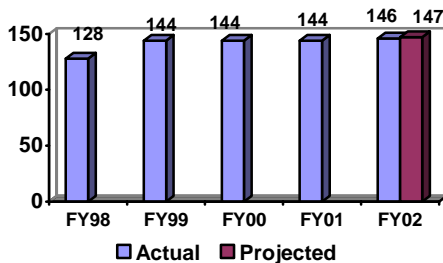


Data Collection and Storage: OJP data are collected by NIJ directly from the grantee, which are stored by the Office of the Comptroller as official records. NIJ maintains courtesy copies of these records.

Data Validation and Verification: OJP validates and verifies performance measures by progress reports submitted by grantees, onsite monitoring of grantee performance and by telephone contact.

Data Limitations: Data are collected from September to September. Targets are based on receiving an anticipated number of collected samples from the states. If less/more collected samples are reported by the states, the actual number of samples analyzed will be affected.

Total Number of State and Local Crime Labs Developing New Forensic Capabilities [OJP]



Data Collection and Storage: Information is collected by the program manager and is maintained in local files.

Data Validation and Verification: NIJ validates and verifies performance measures for this program through information supplied from progress reports, on-site monitoring visits and telephone contacts between grantees and program managers.

Data Limitations: None known at this time.

Performance Measure: NEW MEASURE: State and Local DNA Analysis: Estimated Samples collected, as reported by the States; Annual Total of State Backlog Samples Analyzed (with OJP funding) [OJP]

FY 2002 Target: 300,000 Samples Collected; 300,000 State Backlog Samples Analyzed

FY 2002 Actual: 300,000 Samples Collected; N/A State Backlog Samples Analyzed

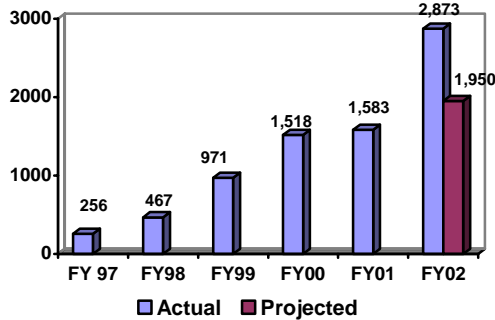
Performance Measure: Total Number of State and Local Crime Labs Developing New Forensic Capabilities [OJP] (Formally "Total # of Crime Labs with New Forensic DNA Technology Capabilities")

FY 2002 Target: 147

FY 2002 Actual: 146

Discussion: In FY 2002, grants were not awarded for OJP's DNA Backlog Reduction Program because a new procurement method was being developed in order to accommodate a newly restructured Convicted Offender DNA Backlog program that now allows states access

Total Number of Federal, State and Local Investigations Aided by the National DNA Index System (NDIS) [FBI]



Data Collection and Storage: The data source is a spreadsheet maintained by the Forensic Science Systems Unit within the FBI Laboratory Division. Data are collected monthly from the state laboratory in each state.

Data Validation and Verification: Before data are entered into the system they are reviewed and approved by an FBI Laboratory manager and verified again with the submitting state agencies.

Data Limitations: None known at this time.

to GSA-facilitated competitive sourcing. OJP is currently finalizing the statement of work that will be used to task the vendors chosen by the participating states. Once this process is complete, OJP expects to be able to resume awarding funds for convicted offender sample analysis early in the 2nd quarter of FY 2003. Therefore, actuals for FY 2002 and FY 2003 will be reported in December 2003.

Performance Measure: Total Number of Federal, State and Local Investigations Aided by the National DNA Index System (NDIS) [FBI] (Formally "Total Number of Investigations Aided by the National DNA Database (CODIS)")

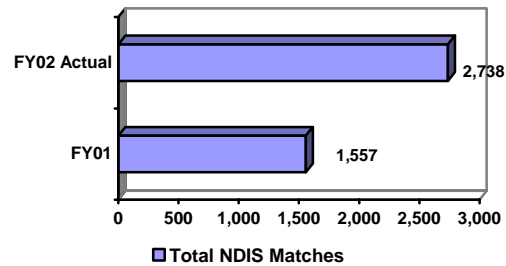
FY 2002 Target: 1,950 Investigations

FY 2002 Actual: 2,873 Investigations

Discussion: In FY 2002, the target was exceeded. Most state and local labs analyzed and submitted DNA profiles to NDIS far more rapidly than FBI estimated. This increase was largely due to federal grant funding assisting the states in

addressing more cases. Upgrades in technology and the expansion of the wide-area network (WAN) allowed for much larger monthly uploads and searches than were possible last year. The primary goals of the CODIS program are the prevention and reduction of violent crime. CODIS produces investigative leads in crimes of violence and property, including rape, homicide, and burglary. CODIS within the states, and NDIS at the national level, produce investigative leads in crimes of violence and property, including rape, homicide and burglary. CODIS links DNA evidence obtained from crime scenes, thereby identifying serial criminals.

NEW MEASURE: Annual # of NDIS Matches Identified [FBI]



Data Definition: NDIS Matches: NDIS finds a DNA match, CODIS software on the state level generates a report that shows a match and/or "hit" has been made and then provides an offender or forensic profile based on the sample received.

Data Collection and Storage: FBI data source is a spreadsheet maintained by the Forensic Science Systems Unit within the FBI Laboratory Division. Data are collected monthly from the state laboratories in each state.

Data Validation and Verification: Before FBI data are entered into the system they are reviewed and approved by an FBI Laboratory manager and verified again with the submitting state agencies.

Data Limitations: Not all analyzed backlog samples are immediately entered into NDIS by the states.

NEW MEASURE: Annual Number of NDIS Matches Identified [FBI]

FY 2002 Target: NDIS Matches N/A

FY 2002 Actual: NDIS Matches 2,738

Discussion: In FY 2002, no target was set for total number of NDIS matches. However, future targets will be based on historical trends of grant funding provided to state and local

laboratories and the matches associated with increased grant money. NDIS matches include federal, state and local matches. NDIS matches also include matches made among DNA profiles not generated from federal grant money.

3.1D Provide Support to Law Enforcement

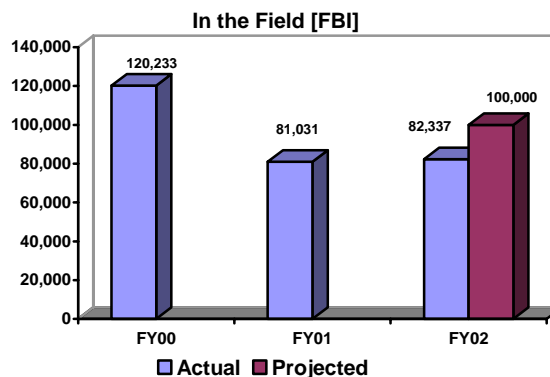
Background/Program

Objectives:

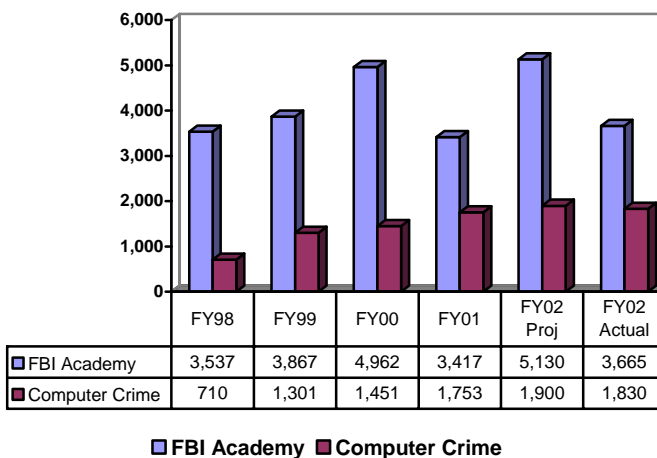
In addition to technical support, the Department also provides critical law enforcement training. The FBI's National Academy Program serves as the foundation for the FBI's comprehensive training assistance to local, county, and state law enforcement. This program targets law enforcement managers and its goal is to render training assistance regarding investigative, managerial, technical, and administrative aspects of law enforcement. In addition, the FBI Academy provides in-service training to local, county, and state law enforcement in many areas, such as forensic science. FBI staff located in field offices throughout the country also provides, upon request, education and training programs, thereby contributing to enhanced professionalism in American law enforcement.

Through OJP's Bureau of Justice Assistance (BJA), the National White Collar Crime Center provides a national resource for the prevention, investigation, and prosecution of multi-jurisdictional economic crimes. This includes a national training and research institute focusing on economic crime issues. One component, The National Cybercrime Training Partnership, serves as a centralized, operational focal point for assessment, design and delivery of federal, state and local training and technical assistance regarding computer crime investigation and prosecution.

Law Enforcement & Regulatory Personnel Trained:



At FBI Academy & In Computer Crime [FBI, OJP]



Data Collection and Storage: The Quantico Student Information System is used to track the volume of criminal FBI training. The number trained in computer crime is collected by the grantee and is reported to BJA via semi-annual progress reports, which are stored in grant manager files and in official files maintained by the Office of the Comptroller.

Data Validation and Verification: The Quantico Administrative Manager reviews the data for validity. BJA program managers monitor the National White Collar Crime Center's data.

Data Limitations: Attendance data are subject to review and change.

Performance Measure: Law Enforcement and Regulatory Personnel Trained [FBI, OJP]

FY 2002 Target:

Trained in the field (FBI): 100,000

Trained at FBI Academy: 5,130

Trained in Computer Crime (OJP): 1,900

FY 2002 Actual:

Trained in the field (FBI): 82,337

Trained at FBI Academy: 3,665

Trained in Computer Crime (OJP): 1,830

Discussion: In FY 2002, BJA did not meet its target related to computer crime training. Due to the events of September 11, 2001, there was a significant disruption in transporting participants to and from training sessions. Therefore, the amount of law enforcement and regulatory personnel trained was slightly lower than anticipated.

Workyear reductions in the FBI's resources had a significant impact on the FBI's training program. As funded staffing levels in the field were dramatically reduced FBI law enforcement training efforts were curtailed. In addition, the events of September 11, 2001 impacted the assignment of resources to field training in FY 2002. As the FBI hires new Special Agents, the Training Division must devote significant time and resources to new agent training, which impacts the Division's ability to provide FBI Academy training. Although the FBI's field training efforts are primarily aimed towards state and local police officers, classes and in-services also include attendees from other federal agencies.

3.1E Expand Programs to Reduce Violence Against Women

Background/Program Objectives:

OJP's Office on Violence Against Women (OVW) administers a combination of two formula and nine discretionary grant programs that support the Violence Against Women Act of 2000 (P.L. 106-386), which are designed to stop domestic violence, sexual assault, and stalking. OVW works with U.S. Attorneys to ensure enforcement of the federal criminal statutes contained in the Violent Crime Control and Law Enforcement Act of 1994; assists the Attorney General in Formulating policy related to civil and criminal justice for women; and administers more than \$367 million a year in grants to help states, tribes, and local communities transform the way in which criminal justice systems respond to crimes of domestic violence, sexual assault, and stalking. One notable program, the Rural Domestic Violence and Child Victimization Enforcement Program provides opportunities for rural jurisdictions to draw upon their unique characteristics to develop and implement policies and services designed to enhance intervention and prevention of domestic violence and child victimization.

Performance:

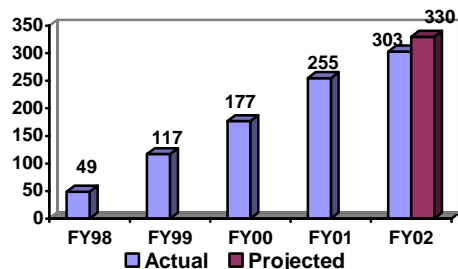
Performance Measure: Jurisdictions Providing Services in Rural Areas Previously Under-Served (cumulative) [OJP]

FY 2002 Target: 330 Jurisdictions

FY 2002 Actual: 303 Jurisdictions

Discussion: In FY 2002, OVW made 48 new awards but missed its target by 27. In an attempt to prevent jurisdictions from experiencing a gap in funding cycles, in FY 2002, OVW started awarding 24-month grants instead of 18-month grants. This resulted in larger monetary awards, and therefore OVW was unable to fund as many jurisdictions as originally anticipated.

Total # of Jurisdictions Providing Services in Rural Areas Previously Under-Served [OJP]



Data Collection and Storage: Data will be obtained through progress reports submitted by grantees, on-site monitoring and data stored in OVW program office files.

Data Validation and Verification: Data will be validated and verified through a review of progress reports submitted by grantees; telephone contact and on-site monitoring of grantee performance by grant program managers.

Data Limitations: None known at this time.

STRATEGIC OBJECTIVE & ANNUAL GOAL 3.2: JUVENILE JUSTICE

Reduce youth crime and victimization through assistance that emphasizes both enforcement and prevention

3.2A Improve Juvenile Justice Systems

Background/ Program Objectives:

OJP's Office of Juvenile Justice and Delinquency Prevention (OJJDP) administers the Court Appointed Special Advocates (CASA) Program. The CASA program funds local programs to support court appointed special advocates in their efforts to assist overburdened court officials and social workers. This program not only serves as a safety net for abused and neglected children, but also as an essential ally in delinquency prevention. Research shows that abused and neglected children are at increased risk of repeating the same violent behavior they experience, and are therefore at increased risk of becoming delinquents and adult criminals.

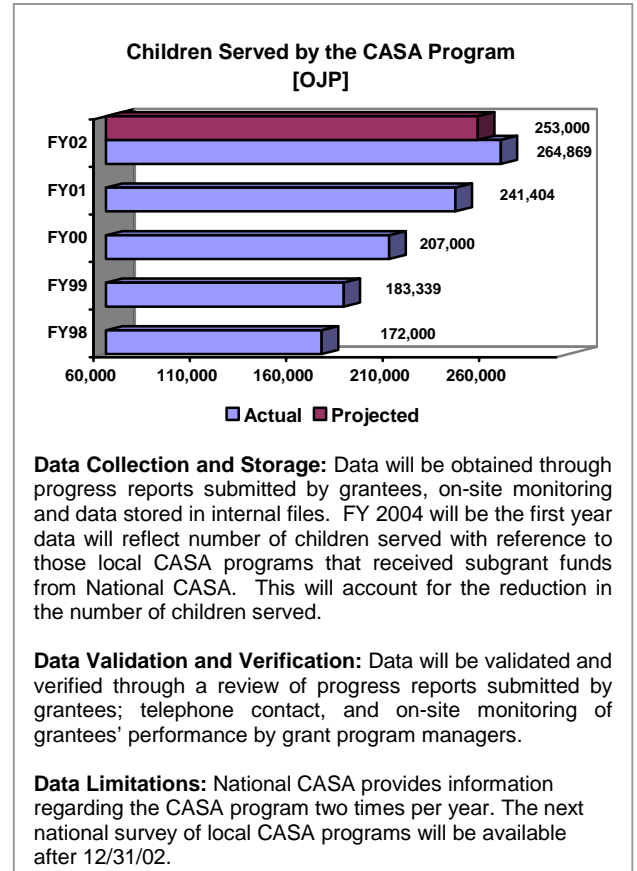
Performance:

Performance Measure: Number of Children Served by the CASA Program [OJP]

FY 2002 Target: 253,000

FY 2002 Actual: 264,869

Discussion: During FY 2002, OJP exceeded its target regarding number of children served by the CASA program.



3.2B Support Early Intervention and Prevention Programs Focused on Youth Crimes

Background/Program Objectives:

Among the intervention and prevention activities supported by OJJDP are juvenile mentoring programs that link at-risk youth with responsible adults to provide guidance, promote personal and social responsibility, discourage gang involvement, and encourage participation in community service activities.

OJJDP recently completed a Report to Congress on the Juvenile Mentoring Program (JUMP), including preliminary results indicating that JUMP shows promise as a prevention measure to reduce delinquency and give participating youth a better chance at success. Additionally, OJJDP continues to fund the National Mentoring Center, which provides training and technical assistance, dissemination of publications and bulletins, and conducts regional training to strengthen the ability of juvenile mentoring programs across the country.

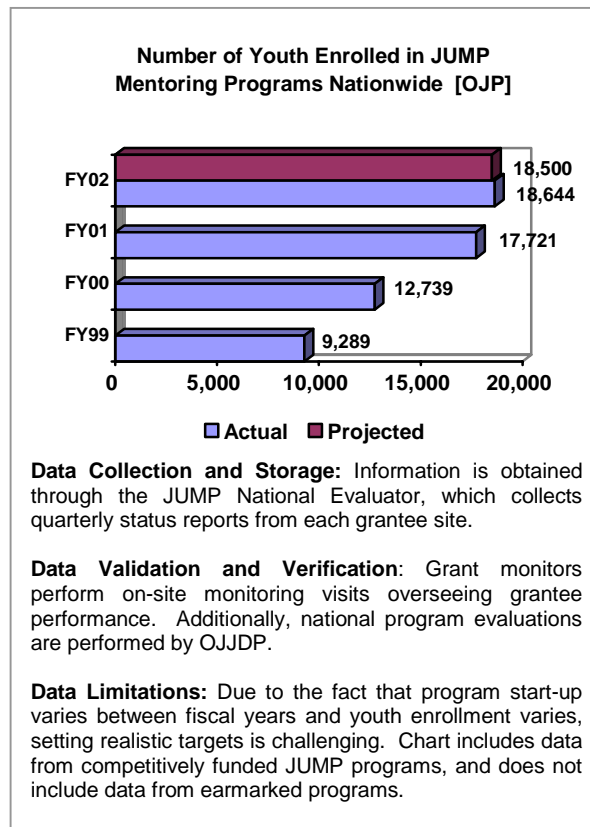
Performance:

Performance Measure: Number of Youth Enrolled in JUMP Mentoring Programs Nationwide [OJP]

FY 2002 Target: 18,500

FY 2002 Actual: 18,644

Discussion: In FY 2002, OJJDP exceeded its target by 144 youth in mentoring programs nationwide. OJJDP achieved these goals by stressing the importance of data reporting and tightening of monitoring controls.



3.2C Implement Child Victim Support

Background/ Program Objectives:

OJJDP administers the Missing and Exploited Children's Program (MECP). This program coordinates activities under the Missing Children's Assistance Act, including preventing abductions, investigating the exploitation of children, locating missing children and reuniting them with their families, and addressing the psychological impact of abduction on the child and the family. Program funds are used to enhance the efforts of state and local communities in their comprehensive response to missing and exploited children issues through direct assistance in planning and program development; developing and disseminating policies, procedures and programmatic information related to search teams, investigations, and crisis intervention activities; reunification of youth with their families; and issues related to victimization of families and youth involved in the missing and exploitation problem.

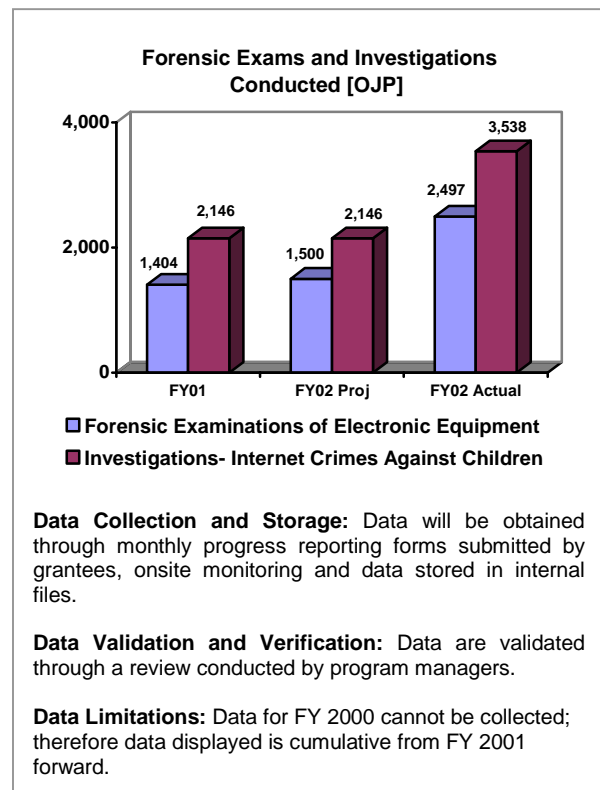
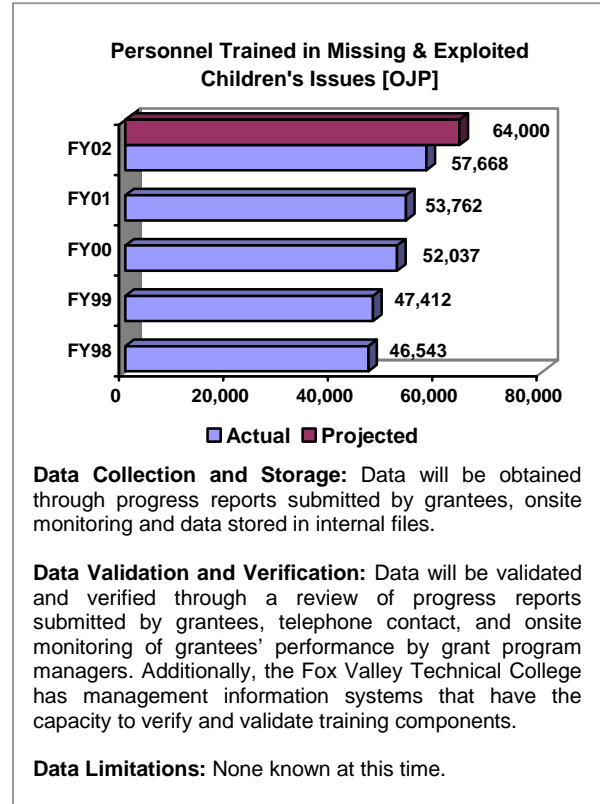
OJJDP's Internet Crimes Against Children (ICAC) Task Force program is helping communities protect children from online victimization. Nearly 30 million children and youth go online each year to research homework assignments, play games, and meet friends. The electronic actions of the unwary and vulnerable can lead to stalking, theft, and other malicious or criminal actions. In the worst instances, children and teenagers can become victims of molestation by providing personal information. This initiative encourages state and local law enforcement agencies to develop and implement regional multijurisdictional, multi-agency task forces to prevent and respond to online crimes against children.

Performance:

Performance Measure: Personnel Trained in Missing & Exploited Children Issues (cumulative) [OJP] (NOTE: In FY01, the actual was over reported by 10,000. Consequently, back year data has been updated to reflect the most accurate data available.)

FY 2002 Target: 64,000

FY 2002 Actual: 57,668



Discussion: In FY 2002, OJJDP trained 3,906 criminal justice, regulatory, education, and social service personnel in missing and exploited children's issues. Courses included Child Abuse and Exploitation Investigations, Child Fatality Investigations, Key Elements for Effective School Policing, Protecting Children Online for Investigators, Responding to Missing and Exploited Children, and Chief Executive Officer Training Seminar for Missing and Abducted Children.

Performance Measure: Forensic Examinations of Electronic Equipment and Investigations Conducted by Internet Crimes Against Children (ICAC) [OJP]

FY 2002 Target: 1,500 forensic examinations; 2,146 Investigations

FY 2002 Actual: 2,497 forensic examinations; 3,538 investigations

Discussion: In FY 2002, OJJDP exceeded its projected target for forensic examinations by 997. ICAC task forces provided technical assistance to non-ICAC law enforcement agencies in the examination of computers seized in investigations of child sexual exploitation. Numbers exceeded projected target due to increased investigation activity as a result of Operation Avalanche, a global investigation of purchasers of online child pornography. Additionally, OJJDP exceeded its investigations target by 1,392 through the funding of 30 ICAC task forces to provide investigative expertise to non-ICAC law enforcement agencies in cases involving the sexual exploitation of children. Numbers exceeded projected target also due to increased investigation activity as a result of Operation Avalanche.

STRATEGIC OBJECTIVE & ANNUAL GOAL 3.3: DRUG ABUSE

Break the cycle of drugs and violence by reducing the demand for and use and trafficking of illegal drugs

3.3A Monitor Substance Abuse by Arrestees and Criminal Offenders

Background/ Program Objectives:

OJP works to prevent use and abuse of drugs and alcohol through a variety of demonstration, educational, and public outreach programs. Research shows that drug use and crime are closely linked. OJP funds a number of ongoing data collection programs used to monitor the drug/crime nexus, including: NIJ's Arrestee Drug Abuse Monitoring (ADAM) Program and the BJS' National Crime Victimization Survey and Surveys of Jail Inmates, State Prisoners, Federal Prisoners, and Probationers.

OJP's ADAM program is the only federally-funded drug use prevalence program to directly address the relationship between drug use and criminal behavior. It is also the only program to provide drug use estimates based on urinalysis results, which have proven to be the most reliable method of determining recent drug use. The ADAM program obtains voluntary, anonymous interviews and urine samples from arrestees at selected booking facilities throughout the United States.


Performance:

Performance Measure: Total Number of ADAM Sites [OJP]

FY 2002 Target: 50

FY 2002 Actual: 35

Discussion: Based on performance in FY 2002, we did not meet our target of 50 ADAM sites. To assess the benefit of the ADAM program relative to its costs, an independent evaluation is ongoing and due to be completed by January 2003. Pending the results of this evaluation, further site expansion has been put on hold. At the end of fiscal year 2002, 33 sites were actively collecting ADAM data, with one additional site ready to collect in the near future, and another ready to start preliminary negotiations with the national contractor.



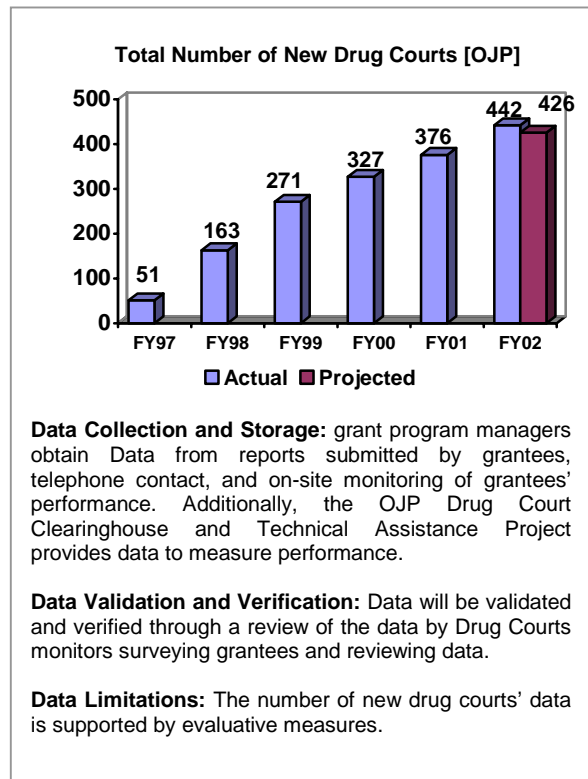
3.3B Support Programs Providing Drug Testing, Treatment and Graduated Sanctions

Background/ Program Objectives:

According to the latest Bureau of Justice Statistics data published in May 2000, an estimated 417,000 local jail inmates (70% of all jail inmates) had been arrested for, or convicted of, a drug offense or had used drugs regularly. Thirty-six percent were under the influence of drugs at the time of the offense, and 16% said they committed their offenses to get money for drugs. These facts demonstrate that the demand for drug treatment services is tremendous. OJP has a long history of providing drug-related resources to its constituencies in an effort to break the cycle of drugs and violence by reducing the demand, use and trafficking of illegal drugs.

The drug court movement began as a community-level response to reduce crime and substance abuse among criminal justice offenders. This new approach integrated substance abuse treatment, sanctions, and incentives with case processing to place nonviolent drug-involved defendants in judicially supervised rehabilitation programs. The traditional system had rarely provided substance abuse treatment to defendants in any systematic way and, in many cases, provided little or no threat of sanctions to drug offenders. The OJP's Drug Court Program was established in 1995 to provide financial and technical assistance to states, state courts, local courts, units of local government and Indian tribal governments to establish drug treatment courts. Drug courts employ the coercive power of the judicial system to subject non-violent offenders to an integrated mix of treatment, drug testing, incentives and sanctions to break the cycle of substance abuse and crime. This community-level movement is supported through drug court grants and targeted technical assistance and training.

OJP's Residential Substance Abuse Treatment (RSAT) for State Prisoners Program is a formula grant program that assists states and units of local government in developing and



implementing these programs within state and local correctional and detention facilities in which prisoners are incarcerated for a period of time sufficient to permit substance abuse treatment (6 - 12 months).

Performance:

Performance Measure: Total Number of New Drug Courts (cumulative) [OJP]

FY 2002 Target: 426

FY 2002 Actual: 442

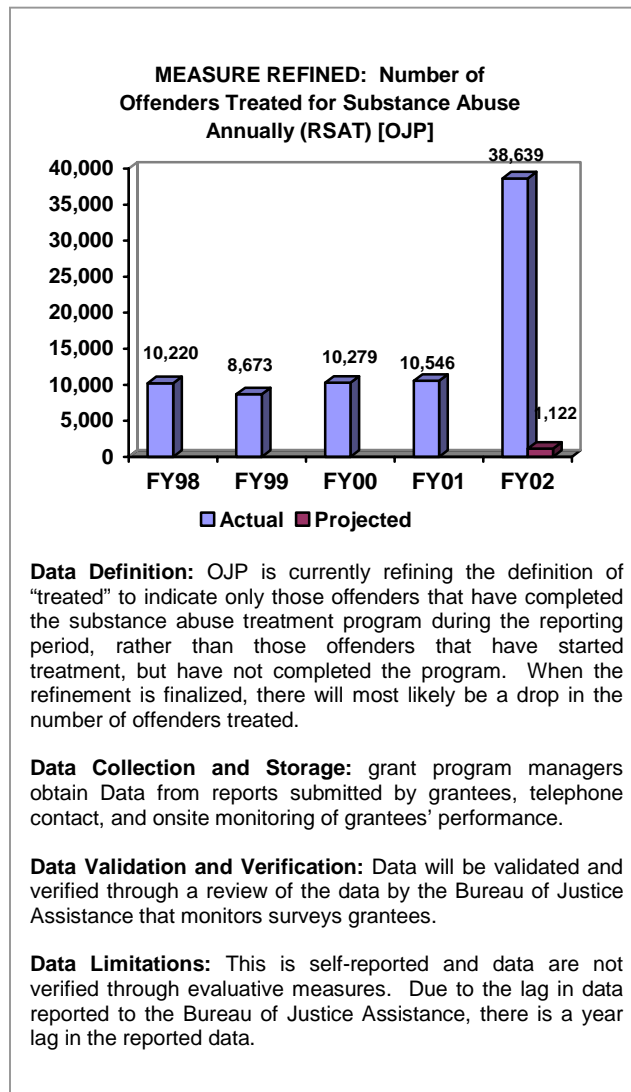
Discussion: In FY 2002, OJP exceeded its target by 16 through the implementation of 66 new drug courts.

Performance Measure: MEASURE REFINED: Number of Offenders Treated for Substance Abuse Annually (RSAT) [OJP] (NOTE: This measure has been refined to reflect offenders treated annually.)

FY 2002 Target: 1,122

FY 2002 Actual: 38,639

Discussion: In FY 2002, 38,639 offenders received treatment. Of the 38,639 receiving treatment through the RSAT program in FY 2002, 30,933 were adults and 3,618 were juveniles. The number of offenders completing the aftercare program was 4,088. In FY 2002, BJA exceeded its target by 37,517 through the treatment of 38,639 offenders for substance abuse. BJA achieved this goal by enhancing the capability of state and local governments to provide residential substance abuse treatment for incarcerated inmates. BJA significantly exceeded its target because jurisdictions are permitted to spend their awarded dollars during the fiscal year the award was made, plus two additional fiscal years. Jurisdictions utilizing this option may treat very few offenders in the early years, however, a spike in the number of offenders treated will result when the remainder of the funding is actually spent in the later years.



STRATEGIC OBJECTIVE & ANNUAL GOAL 3.4: VICTIMS OF CRIME

Uphold the rights of and improve services to America's crime victims

3.4A Provide Victim Services

Background/ Program Objectives:

OJP's Office for Victims of Crime (OVC) is dedicated to serving our nation's victims, including those in traditionally under served populations. OVC, in carrying out its mission, (1) enacts and enforces consistent, fundamental rights for crime victims in federal, state, juvenile, military, and tribal justice systems; (2) provides comprehensive quality services for all victims; (3) integrates crime victims' issues into all levels of the country to increase public awareness; (4) provides comprehensive quality training for service providers who work with crime victims; (5) develops a National Crime Victims Agenda to provide a guide for long term action; (6) serves in an international leadership role in promoting effective and sensitive victim services and rights around the world; and (7) ensures a central role for crime victims in the country's response to violence and victimization.

Additionally, millions of Americans call upon religious leaders for spiritual guidance, support and information in times of personal crisis. Many faith-based crime assistance programs across the country receive Victim of Crime Act funding to provide needed counseling, criminal justice support, referrals, and other critical services to America's crime victims.

Performance:

OJP is working with OMB and, in turn, the White House Office of Faith Based and Community Initiatives, to develop an appropriate measure of performance. The measure will focus on efforts to improve access and level the playing field for faith-based and community organizations in the federal grant process. Currently efforts are underway to improve data collection in this area, to better identify the types of applicants. This information will allow us to determine the effectiveness of our outreach efforts and

accessibility to potential grantees.

Additionally, OVC will continue to work with and encourage Victims of Crime Act Grant Administrators to provide grants to faith-based subgrantees.

Discussion: In FY 2002, OVC decided to make a grant in FY 2003 to the National Association of VOCA Assistance Administrators (NAVAA) to survey State Administrators about the data elements of the VOCA Subgrant Award Report. It is anticipated that the NAVAA report, due in FY 2004, may provide information on the dollars spent for victims at the subgrantee level by various implementing agencies including religious/faith-based organizations. OVC plans to provide performance information on victims served by the latter.

STRATEGIC OBJECTIVE & ANNUAL GOAL 3.5: COMMUNITY SERVICE

Support innovative, cooperative, and community-based programs aimed at reducing crime and violence in our communities

3.5A Support Community Policing Initiatives

Background/ Program Objectives:

As crime and the fear of crime rose in the 1970s and 1980s, it became apparent that the traditional law enforcement response was not effective. Police were reacting to crime, rather than preventing it and communities felt law enforcement was unresponsive to their concerns. A few cities began experimenting with community involvement in solving problems and addressing the conditions that lead to crime. They found it surprisingly effective. As the practice grew and developed, it came to be known as community policing.

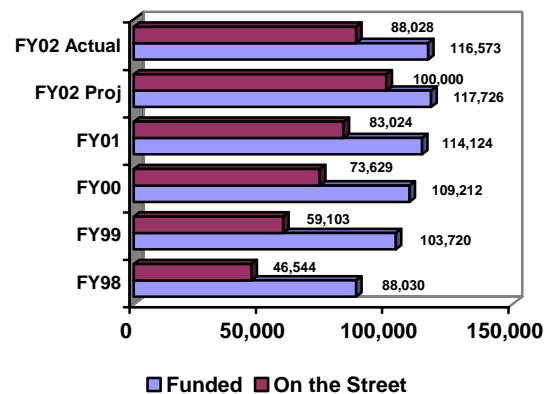
The COPS Office has three primary objectives: reduce the fear of crime; increase community trust in law enforcement; and contribute to the reduction in locally identified, targeted crime and disorder. Community policing rests on three primary principles: 1) continuous community-law enforcement partnership to address issues in the community; 2) a problem-solving approach to the causes of crime and disorder; and 3) sustained organizational change in the law enforcement agency that decentralizes command and empowers front-line officers to build partnerships in the community and address crime and disorder using innovative problem-solving techniques.

Under the COPS Office hiring grant programs (the Universal Hiring Program (UHP), Making Officer Redeployment Effective (MORE), COPS in Schools (CIS), and Indian Country programs), awards were based on a jurisdiction's public safety needs and its ability to sustain the financial commitment to deploy additional community policing officers beyond the life of the grant. The number of officers that are ultimately deployed can decrease from the initial award estimate based on many factors including: the success of a jurisdiction's officer recruitment efforts; the actual availability of local matching funds (which can vary from initial estimates

based on funding appropriated by local governments); a change in a project's scope; and the number of officers that successfully complete academy training.

The COPS In Schools program provided funding to hire School Resource Officers (SROs). While the specific activities of an SRO are largely determined by local communities to address the unique needs of their school, SROs are sworn law

New Police Officers Funded and On the Street [COPS]



Data Definition: A new police officer is an additional officer hired using COPS funds or an officer redeployed to the street because of the time savings created by the effective use of COPS-funded technology, hiring a civilian with COPS funds, or the use of COPS-funded overtime. This officer is over and above the number of officer positions that a grantee would otherwise fund or redeploy in absence of the COPS grant award.

Data Collection and Storage: The COPS Management system tracks all individual grants. The COPS Count Survey collects data from police agencies on the number of COPS funded officers on the street.

Data Validation and Verification: Data review is conducted as part of the grants management function.

Data Limitations: None known at this time.

enforcement officers serving as liaisons to the school community, school-based problem solvers, and law-related educators. They are an integral part of the protective fabric of the school, developing relationships with students, faculty and staff, building respect between law enforcement and schools, and helping to prevent problems from occurring.

Performance:

Performance Measure: New Police Officers Funded and On the Street [COPS]

FY 2002 Target: 117,726 Funded, 100,000 On the Street

FY 2002 Actual: 116,573 Funded, 88,028 On the Street

Discussion: In FY 2002, the COPS Office funded 4,096 additional officers (for a net increase of 2,449) across all its hiring programs, exceeding the goal of 3,602 for that year. COPS did not reach its cumulative target of 117,726, however, because approximately 1,500 officers were withdrawn from COPS hiring programs as a result of grant award changes requested by grantees. A number of grantees requested modifications to their grants based on a desire to hire fewer officers than originally awarded or to hire part-time officers in the place of the full-time officers that were originally awarded. Additionally, the grant closeout process resulted in a number of withdrawals by the COPS Office. Lastly, because of an increase in costs per officer in two programs, COPS in Schools and Indian Country, COPS awarded approximately 100 officers fewer than anticipated when targets were established. This brings the net total to 116,573. Note that because of the impact of withdrawals and modifications, one cannot derive the cumulative number of officers funded through FY 2002 by adding the number of officers funded in FY 2002 to the previous year's cumulative total. Withdrawals and modifications affect the cumulative number of officers funded since the COPS program was established. By July 2002, 88,028 COPS-funded officers had been put on the street. Approximately 96% of the additional officers, overtime and civilian positions funded through COPS hiring programs have been hired and deployed to the street. MORE technology grantees are having difficulty getting their

projects implemented; therefore, only 47% have redeployed their officers to the street. An analysis of the annual survey conducted by COPS shows that grantees from large jurisdictions that are redeploying large numbers of officers are making slow progress because of the difficulty in bringing together consortia consisting of 20-30 agencies and the complexity of large projects. COPS projects that many of these consortia will be in place and grantees will be able to redeploy additional officers in FY 2003. COPS is offering intensive training and technical assistance to assist MORE grantees.

National Evaluation of COPS Grants Effect on Crime	FY 2002 Target	FY 2002 Actual
DISCONTINUED MEASURE: % Reduction in Locally Identified, Targeted Crime & Disorder (FY2000 = Baseline)	1-4%	NA
DISCONTINUED MEASURE: % Reduction in Fear of Crime in Surveyed Communities (FY2000 = Baseline)	1-4%	NA
DISCONTINUED MEASURE: % Increase in Trust in Local Law Enforcement in Surveyed Communities (FY2000 = Baseline)	1-4%	NA

Data Collection and Storage: Baseline not established, survey not conducted.

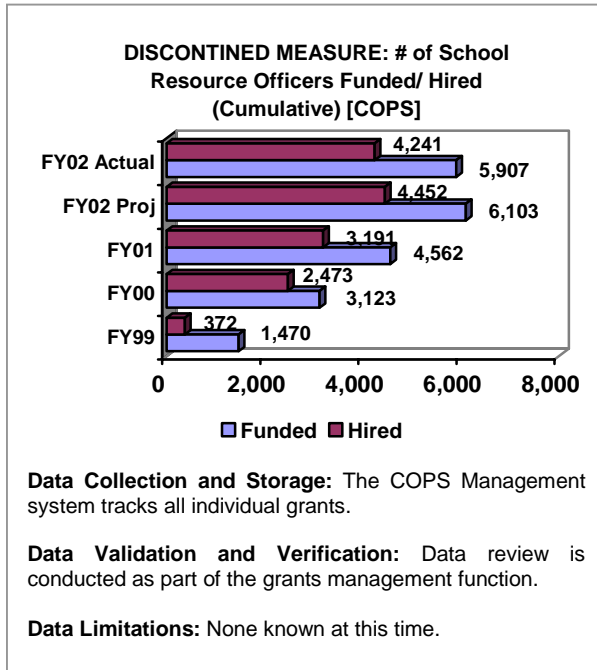
Data Validation and Verification: N/A

Data Limitations: N/A

Performance Measure: DISCONTINUED MEASURE: % Reduction in Locally Identified, Targeted Crime & Disorder; DISCONTINUED MEASURE: % Reduction in Fear of Crime in Surveyed Communities; DISCONTINUED MEASURE: % Increase in Trust in Local Law Enforcement in Surveyed Communities [COPS]

Discussion: Percent Reduction in Fear of Crime in surveyed communities and Percent Increase in Trust in Local Law Enforcement in surveyed communities, have not been effectively surveyed; therefore COPS is unable

to establish a meaningful baseline. As a result, these measures are being discontinued.



Performance Measure: DISCONTINUED
MEASURE: # of School Resource Officers Funded/Hired [COPS]

FY 2002 Target: 6,103 Funded, 4,452

Hired

FY 2002 Actual: 5,907 Funded, 4,241

Hired

Discussion: The COPS Office achieved more than 96% of its target for the cumulative number of SROs funded by FY 2002. FY 2002 projections for the target were based on an average cost per officer, which were 2.65% above the previous year's average. The higher cost reduced the number of officers that could be funded with FY 2002 funds.

3.5B Assist Communities in Resolution of Conflicts and Prevention of Violence Due to Ethnic and Racial Tension

Background/ Program Objectives:

The Department's Community Relations Service (CRS) continued to improve and expand upon the delivery of conflict resolution and violence prevention services to state and local officials and community leaders in FY 2002. These services include: direct mediation and conciliation services; transfer of knowledge and expertise in the establishment of partnerships and formal agreements for locally-derived solutions; development of community trust and cooperation; improvement of local preparedness for addressing violence and civil disorders; and assistance in enhancing the local capacity to resolve local conflicts.

Performance:

Performance Measure: Communities with Improved Conflict Resolution Capacity as a Result of CRS Assistance [CRS]

FY 2002 Target: 425

FY 2002 Actual: 719

Discussion: CRS exceeded its target goal in FY 2002. In the aftermath of September 11, 2001, CRS took the initiative to assess community racial and ethnic tensions emanating from the attacks. CRS focused its efforts on counterterrorism issues and the dual imperatives of "Conflict Resolution and Violence Prevention." As a result, an intensive program of outreach and crisis response at the national and local community level was implemented. These new efforts coupled with the continuous demands for CRS' services resulted in more communities with improved conflict resolution capacity.

