

# **NEW YORK / NEW JERSEY HIDTA**



## **2005 ANNUAL REPORT**

**Presented to**

**OFFICE OF THE NATIONAL DRUG CONTROL POLICY  
Executive Office of the President  
Washington, DC**



**NEW YORK / NEW JERSEY**  
**HIDTA**

*The achievements identified herein and  
the production of this document  
are supported by **HIDTA** Program Funds*

*Office of National Drug Control Policy*

# NY/NJ HIDTA

## 2005 ANNUAL REPORT

### TABLE OF CONTENTS

I. Executive Summary .....	1-2
II. Introduction to the NY/NJ HIDTA .....	3-4
III. National HIDTA Goals .....	5
IV. Threat Assessment .....	6
V. Strategy .....	6
VI. HIDTA Performance Measures .....	7-33
VII. Conclusion .....	34

Appendix A: *Structure of the NY/NJ HIDTA*

Appendix B: *NY/NJ HIDTA Executive Board*

Appendix C: *List of Participating Agencies*

Appendix D: *List of Participating Counties*

Appendix E: *Initiative Outputs*

Appendix F: *PMP Matrix*

## I. EXECUTIVE SUMMARY

The NY/NJ HIDTA region remains a national distribution hub for illicit drugs, particularly cocaine, heroin and marijuana. The region serves as a distribution center for many northeastern cities as well. Cocaine and heroin pose the most serious threat to the region. They are both readily available and highly abused. Illegal drugs do not discriminate; no societal component is immune from the consequences and ravages of this abuse. Abuse transcends all societal boundaries and affects every ethnic group with no regard for age, gender, zip code or income. The negative consequences have far reaching effects, and impact not only the individual abuser, but families, friends, businesses, and governmental resources as well. All too often our youth fall victim to this scourge.

### ***Death Of 2-Year-Old Ruled A Homicide After Drugs Found In Her System***

*NY1 News, March 01, 2006*

*The death of a 2-year-old baby in the Bronx in January was ruled a homicide Wednesday after the Medical Examiner found heroin in her system.*

*Sherlyn Polonia died in January after being brought to the hospital unconscious. Doctors reported the incident to police after the girl's urine tested positive for drugs.*

*Her mother, 23-year-old Johanna Bare, and boyfriend, 47-year-old Johnny Carvajal, were arrested last month.*

*Right now, they are charged with drug possession and child endangerment, but those charges could be upgraded.*

The goal of the NY/NJ HIDTA is to measurably reduce crime, particularly drug-related crime, by increasing the effectiveness of information sharing, enforcement, training and prevention among law enforcement agencies in the New York metropolitan area and beyond. Serving as an umbrella for several national model law enforcement partnerships, the NY/NJ HIDTA continues to have a significant impact on the illicit drug trade plaguing the region.

Following is a summary of some of the more notable achievements of CY 2005.

- HIDTA Regional Intelligence Center (RIC). The RIC, led by NYPD and located in New York City, has approximately 600 representatives from over 45 federal, state and local law enforcement agencies in the New York metropolitan area. The mission of the RIC is to provide seamless analysis and sharing of criminal intelligence to law enforcement agencies in the New York metropolitan area and beyond -- 24 hours a day, seven days a week.

In conjunction with the HIDENT (technology) Initiative, the RIC coordinates several critical information sharing programs, including SAFETNet, New York's statewide case deconfliction system (over 41,450 suspects registered in 2005, approximately 38% of which resulted in hits); PIMS, the nation's largest photo-imaging mugshot system (over five million arrest photographs);

and HIDTANET, an information sharing network that links several thousand HIDTA participants through secure network connectivity and email.

The information sharing network of the RIC is linked to satellite intelligence centers in the New York metropolitan area, as well as to the Upstate Regional Intelligence Center (UNYRIC), and to other HIDTA intelligence centers nationwide. The RIC is one of the largest criminal intelligence centers in the country and is widely recognized as a national model.

- The primary mission of HIDTA enforcement initiatives is to disrupt and/or dismantle drug trafficking or money laundering organizations. In CY 2005, the NY/NJ HIDTA disrupted 139 and dismantled 28 drug trafficking or money laundering organizations operating in the New York metropolitan area.
- The illicit drug trade is an extremely profitable business. Seizing the proceeds of illegal traffickers has a significant impact on their ability to function. In CY 2005 HIDTA task forces seized \$26,293,762 in illicit drug profits and removed \$55,683,826 in illegal drugs from the marketplace.
- While the war on drugs is costly, every dollar spent on the HIDTA program in the NY/NJ region resulted in \$3 of drug related assets and \$7 in illegal drugs removed from the marketplace. This equates to a combined return on investment (ROI) of \$10 for every \$1 of NY/NJ HIDTA funds invested.
- The NY/NJ HIDTA strives to investigate larger, more complex organizations, where the most impact will be achieved. Disrupting or dismantling a large complex DTO generally takes longer than stopping a street level operation, but doing so can substantially reduce the illicit drug marketplace. In CY 2005 NY/NJ HIDTA task forces investigated 5 CPOT organizations, initiated 27 OCDETF cases, and targeted 238 organizations that were operating internationally.
- During 2005 the New York OCDETF Strike Force, one of the four enforcement initiatives within the NY/NJ HIDTA, targeted the FARC. The FARC is the largest, most powerful narco-terrorist organization in the Western Hemisphere. The organization is known for its political and military stranglehold in Colombia and has a global position of power in that they control nearly 90% of the world's cocaine supply. This case began in 2004 and in March, 2006 the Strike Force announced the indictment of the FARC leadership, 50 Secretariat and Estado Mayor positions. This case is a prime example of the level of organizations that the NY/NJ HIDTA seeks to disrupt and dismantle.
- The Regional Fugitive Task Force apprehended 3,494 fugitives in CY 2005, 1,576 of which were charged with drug felonies. In addition, 822 were predicate felons, 204 were illegal aliens, and 246 were affiliated with gangs.
- The NY/NJ HIDTA is constantly enhancing cooperation among the many law enforcement agencies in the region – connecting the dots. In CY 2005 HIDTA initiatives referred or “handed off” 1,701 cases to other agencies both within and outside the New York metropolitan area.

## **II. INTRODUCTION TO THE NY/NJ HIDTA**

The Federal Anti-Drug Abuse Act of 1988 established the Office of National Drug Control Policy (“ONDCP”), assigning the Director of ONDCP responsibility for implementing the National Drug Control Strategy. Among the powers granted to the Director was the authority to designate areas of the United States as “high intensity drug trafficking areas” (“HIDTAs”) and to facilitate the coordination of drug enforcement by federal, state and local agencies within each area.

The mission of the National HIDTA Program is to disrupt the market for illegal drugs in the United States by assisting federal, state, and local law enforcement entities participating in the HIDTA program to dismantle and disrupt drug trafficking organizations, with particular emphasis on drug trafficking regions that have harmful effects on other parts of the United States.

In 1990, the first five HIDTAs were established in New York/New Jersey, Los Angeles, Miami, Houston and the Southwest Border. Today there are 28 HIDTAs, each assessing regional drug threats, designing multi-faceted strategies to counter these threats, and assisting the implementation of these strategies through federal resources.

The New York/New Jersey HIDTA (“NY/NJ HIDTA”) is comprised of New York City, Nassau, Suffolk and Westchester Counties in New York and Bergen, Essex, Hudson, Passaic, and Union Counties in northern New Jersey.

The NY/NJ HIDTA is led by an Executive Board consisting of 18 federal, state and local law enforcement leaders in the New York metropolitan area. Their leadership enhances the integration and synchronization of efforts to reduce drug trafficking, while eliminating unnecessary duplication of effort, systematically improving the sharing of drug intelligence, and supporting programs that effectively reduce the demand for illegal drugs.

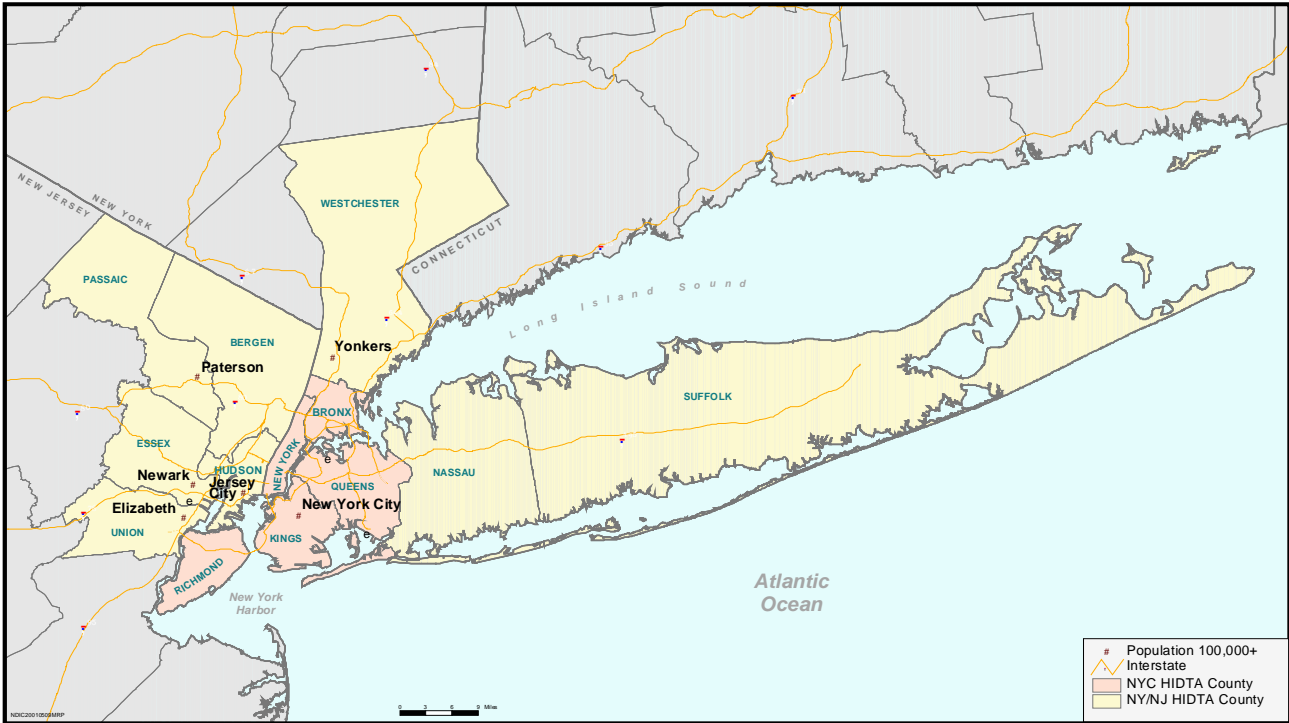
The NY/NJ HIDTA Director, Chauncey G. Parker, serves at the direction of the Executive Board. He is responsible for the day-to-day coordination of the NY/NJ HIDTA program which currently has partnerships with over 100 federal, state, local, and non-governmental agencies within the New York metropolitan area.

In CY 2005 the NY/NJ HIDTA consisted of 4 major enforcement task forces: Both the NY OCDETF Strike Force and the NJ Drug Trafficking Organization Task Force focus on disrupting/dismantling drug trafficking organizations (DTOs) operating within their geographic areas; the El Dorado Task Force focuses on disrupting/dismantling money laundering organizations and the methods used to launder their crime proceeds; and the Regional Fugitive Task Force focuses on apprehending the most violent fugitives in the area. The HIDTA also supports the Regional Intelligence Center, one of the largest, most comprehensive in the country, as well as both a training and a technology initiative.

The following Annual Report documents the NY/NJ HIDTA's success in achieving the HIDTA Program Goals for January 1, 2005 through December 31, 2005.

- **2005 Budget:** \$ 11,624,441
- **Designation:** The NY/NJ HIDTA was designated in 1990.
- **Geographic Area of Responsibility:** The NY/NJ HIDTA is comprised of New York City, Nassau, Suffolk and Westchester counties and Bergen, Passaic, Union, Hudson and Essex counties in northern New Jersey. There are an estimated 15 million people living in the NY/NJ HIDTA region which encompasses approximately 3,000 square land miles.

New York/New Jersey Region HIDTA Counties



### **III. NATIONAL HIDTA GOALS**

HIDTAs nationally have adopted two specific goals which guide all HIDTA initiatives and activities throughout the United States. The HIDTA Program goals are to:

1. Disrupt the market for illegal drugs by dismantling or disrupting drug trafficking and/or money laundering organizations: and
2. Improve the efficiency and effectiveness of HIDTA Initiatives.

#### **Disrupt the market for illegal drugs by dismantling or disrupting drug trafficking and/or money laundering organizations**

The NY/NJ HIDTA provides infrastructure support and resources to establish or increase the capabilities of federal, state, and local intelligence driven enforcement task forces, which operationally impact both the regional and national drug markets.

#### **Improve the efficiency and effectiveness of HIDTA Initiatives**

The NY/NJ HIDTA combines intelligence and state of the art technology to enhance the integration and synchronization of efforts of the HIDTA Initiatives and the law enforcement community as a whole.

The above goals represent clear targets for the NY/NJ HIDTA initiatives to achieve. They also provide the foundation upon which performance, planning and outcome are measured each year.



#### **IV. THREAT ASSESSMENT**

The distribution and abuse of illegal drugs are a serious threat to the New York/New Jersey region. The overall rate of drug abuse in the region is high as reflected in a large number of drug-related treatment admissions, deaths, emergency department (ED) mentions, and arrestees testing positive for drugs. Further, most drugs remain readily available in the region.

Cocaine, both powdered and crack, poses the most serious drug threat to the New York/New Jersey HIDTA region. It is readily available, frequently abused, and more often associated with violent crime than any other illicit drug. Heroin, primarily South American, poses the second most serious threat to the region because of the negative health effects and its emergence and spread within a new, younger abuser population. Marijuana also poses a constant threat to our region. The dramatic increase in the availability and abuse of Other Dangerous Drugs (ODDs), particularly MDMA (3,4-methylenedioxymethamphetamine), mark these substances as the next greatest cause for concern. Methamphetamine is an emerging threat to the region, particularly in the rural counties of upstate New York.

#### **V. STRATEGY**

The NY/NJ HIDTA implements the following initiatives to address the Threat described above as well as ONDCP's two main goals:

##### **Goal 1: Disrupt the market for illegal drugs by dismantling or disrupting drug trafficking and/or money laundering organizations**

- **New York OCDETF Strike Force** – disrupts/dismantles drug trafficking organizations with particular emphasis on Consolidated Priority Organization Targets (CPOTs).
- **El Dorado Money Laundering Task Force** - disrupts/dismantles organizations involved in the laundering of the proceeds of narcotics trafficking and other financial crimes.
- **Regional Fugitive Task Force** - identifies and apprehends the most significant drug trafficking and violent fugitives in the New York metropolitan area.
- **New Jersey Drug Trafficking Organization Task Force** – disrupts/dismantles drug trafficking organizations in five counties in northern New Jersey.

##### **Goal 2: Improve the efficiency and effectiveness of HIDTA Initiatives**

- **Regional Intelligence Center** – centralized location for both law enforcement and commercial databases. The RIC serves as a regional platform for information sharing for law enforcement agencies throughout our HIDTA region.
- **HIDTANET** - develops technology to enhance information sharing for law enforcement agencies throughout the New York metropolitan area including deconfliction services, centralized arrest photos and e-mail.
- **HIDTA Training Initiative** - increases investigators' effectiveness in combating illegal narcotics and narcotics-related crime, by providing them with no cost training.

## **VI. HIDTA PERFORMANCE MEASURES**

### **Table of Contents**

#### **GOAL 1 CORE MEASURES**

**Core TABLE 1: DTOs Disrupted or Dismantled in 2005**

**Core TABLE 2: Percentage of DTOs Disrupted or Dismantled by Scope, 2005**

**Core TABLE 3: Percentage of Money Laundering Organizations Disrupted or Dismantled by Scope, 2005**

**Core TABLE 4: Operational Scope of All DTOs Targeted, 2005**

**Core TABLE 5: Drugs Removed from the Marketplace, 2005**

**Core TABLE 6: Return on Investment (ROI) for Drugs Removed from the Marketplace by Law Enforcement Initiatives, by Year**

**Core TABLE 7: Return on Investment (ROI) for Assets Removed from the Marketplace by Law Enforcement Initiatives, by Year**

**Core TABLE 8: Total Return on Investment (ROI) for Drugs and Assets Removed from the Marketplace by Law Enforcement Initiatives, by Year**

**Core TABLES 9, 10 and 11 are not applicable to the NY/NJ HIDTA**

#### **GOAL 2 CORE MEASURES**

**Core TABLE 12: HIDTA Training Efficiency by Year and Type of Training**

**Core TABLE 13: Percentage of HIDTA Initiatives Using Event and Case Deconfliction Services, by Year**

**Core TABLE 14: Percentage of Event and Case Deconflictions Submitted, by Year**

**Core TABLE 15: Percentage of Investigations Provided Analytical Support, by Year**

**Core TABLE 16: Percentage of HIDTA Initiative Investigations Referred to Other HIDTAs and Other Agencies, by Year**

## **GOAL 1 THREAT SPECIFIC MEASURES**

**Threat Specific TABLE 1: Fugitives Targeted and Apprehended, by Year**

**Threat Specific TABLE 2: Predicate Felons Apprehended, by Year**

**Threat Specific TABLE 3: Illegal Aliens Apprehended, by Year**

**Threat Specific TABLE 4: Gang Affiliated Fugitives Apprehended, by Year**

## **GOAL 2 NEED SPECIFIC MEASURES**

**Need Specific TABLE 5: Suspect Referrals Resulting from Firearm Traces, by Year**

**Need Specific TABLE 6: Recovered Obliterated Firearms Traced to a Youth/Juvenile, by Year**

**Need Specific TABLE 7: Results of Prisoner Debriefings, by Year**

**Need Specific TABLE 8: Number of Suspicious Activity Reports Referred, by Year**

**Need Specific TABLE 9: Number of Confidential Informants Registered, by Year**

**Need Specific TABLE 10: Number of Lineup/Arrest Photos Printed, by Year**

**Need Specific TABLE 11: Number of Law Enforcement Bulletins Distributed, by Year**

**Need Specific TABLE 12: Number of Children Participating in Citywide Armory Projects, by Year**

# CORE MEASURE - TABLE 1

**GOAL 1:**

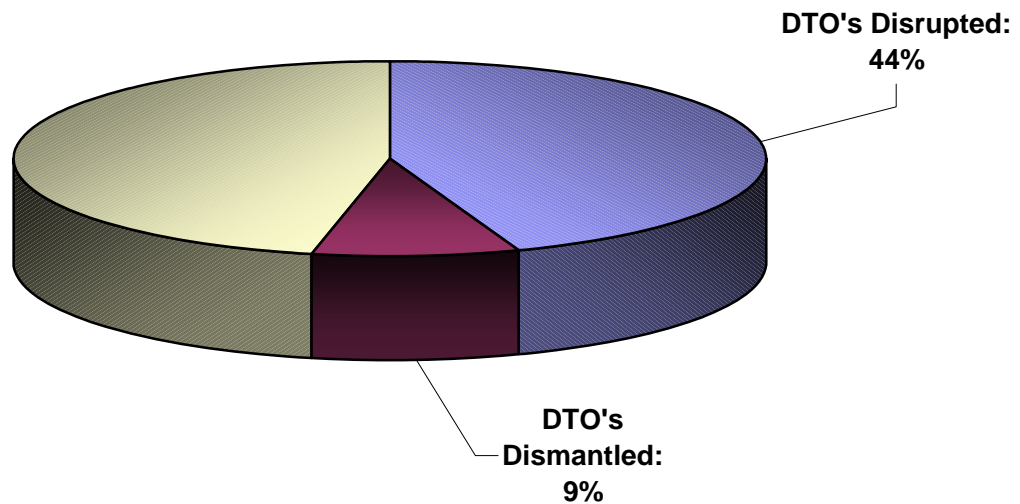
Disrupt the market for illegal drugs by dismantling or disrupting drug trafficking organizations

HIDTA Law Enforcement Initiatives for 2005 at New York/New Jersey						
Year	DTOs Identified	Total Targeted	# Disrupted	% of Targeted Disrupted	# Dismantled	% of Targeted Dismantled
Begin 2005	160	160	90	56%	11	7%
During 2005	153	153	49	32%	17	11%
<b>Total 2005</b>	<b>313</b>	<b>313</b>	<b>139</b>	<b>44%</b>	<b>28</b>	<b>9%</b>

SOURCE: DTO Report

In CY 2005 313 DTOs were identified and targeted. Of the 313, 139 were disrupted and 28 were dismantled.

## Total DTOs Targeted



## CORE MEASURE - TABLE 2

**GOAL 1:**

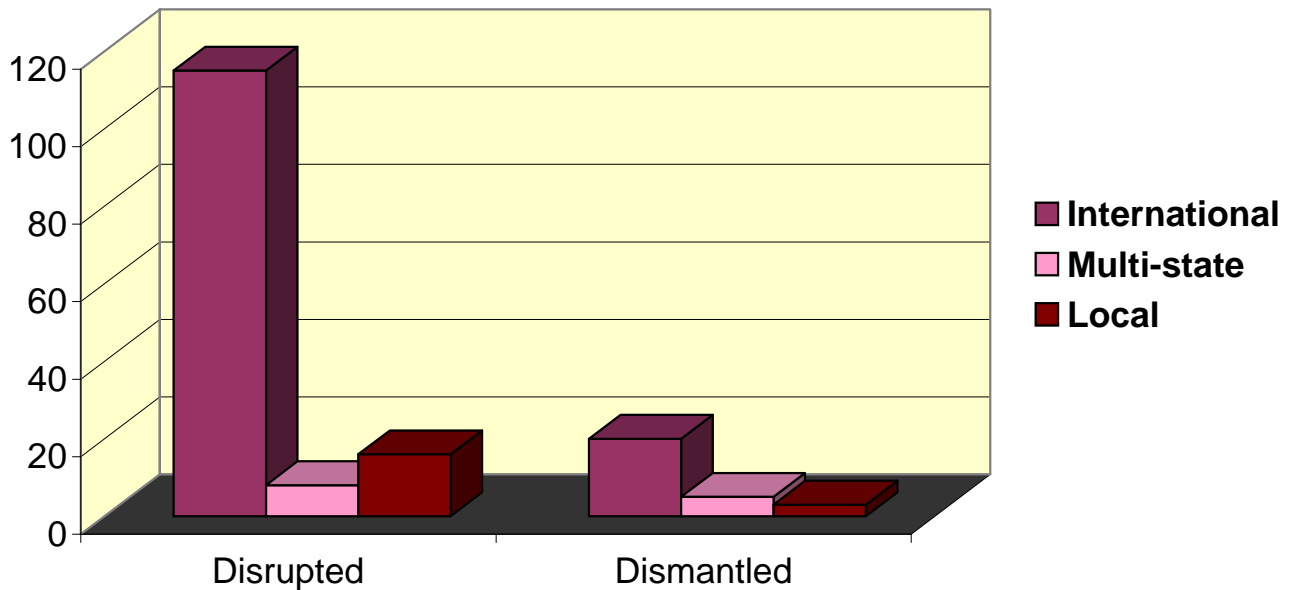
Disrupt the market for illegal drugs by dismantling or disrupting drug trafficking organizations

HIDTA DTOs Disrupted or Dismantled, for 2005, at New York/New Jersey [ALL DTOs; MLOs included]								
Scope	# Identified	# Targeted	# Disrupted	% of Targeted Disrupted	# Dismantled	% of Targeted Dismantled	Total Disrupted or Dismantled	Total % Disrupted or Dismantled
International	238	238	115	48%	20	8%	135	57%
Multi-state	28	28	8	29%	5	18%	13	46%
Local	47	47	16	34%	3	6%	19	40%
<b>Total</b>	<b>313</b>	<b>313</b>	<b>139</b>	<b>44%</b>	<b>28</b>	<b>9%</b>	<b>167</b>	<b>53%</b>

SOURCE: DTO Report

Of the 167 DTOs disrupted or dismantled, 135 were International organizations, 13 were Multi-state organizations and 19 were Local organizations.

### DTOs Disrupted/Dismantled by Scope



## CORE MEASURE - TABLE 3

**GOAL 1:**

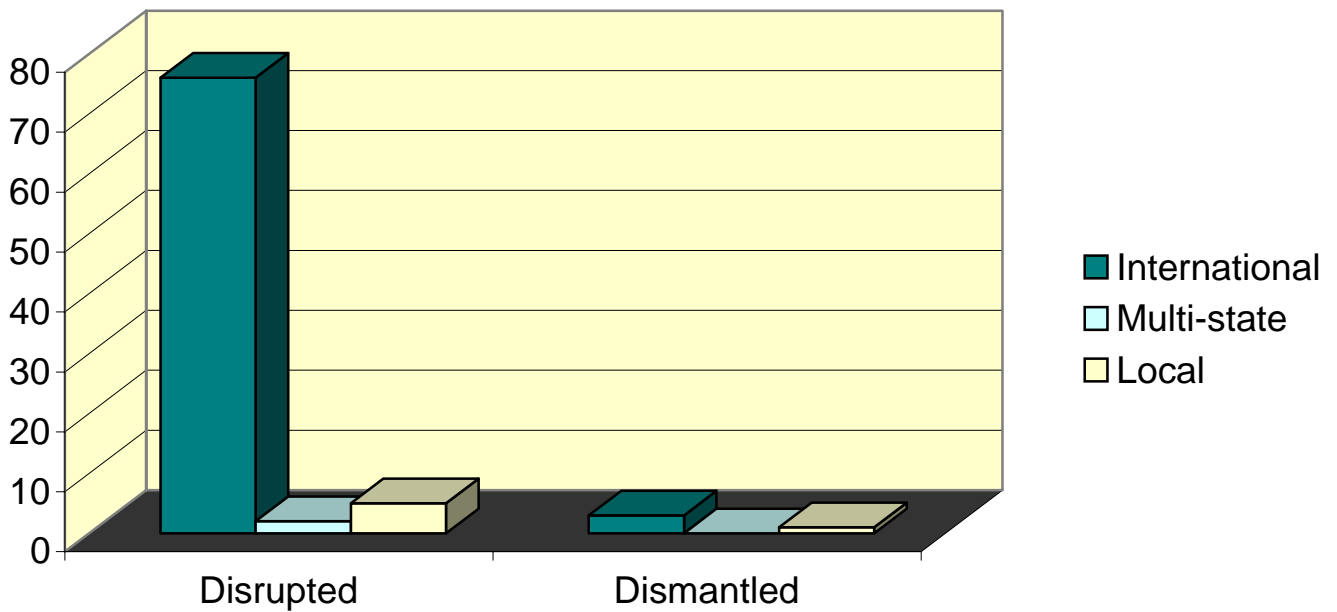
Disrupt the market for illegal drugs by dismantling or disrupting drug trafficking organizations

HIDTA Money Laundering Organizations Disrupted or Dismantled, for 2005, at New York/New Jersey								
Scope	# Identified	# Targeted	# Disrupted	% of Targeted Disrupted	# Dismantled	% of Targeted Dismantled	Total Disrupted or Dismantled	Total % Disrupted or Dismantled
International	110	110	76	69%	3	3%	79	72%
Multi-state	6	6	2	33%	0	0%	2	33%
Local	9	9	5	56%	1	11%	6	67%
<b>Total</b>	<b>125</b>	<b>125</b>	<b>83</b>	<b>66%</b>	<b>4</b>	<b>3%</b>	<b>87</b>	<b>70%</b>

SOURCE: DTO Report

Of the 87 Money Laundering Organizations disrupted or dismantled, 79 were International organizations, 2 were Multi-state organizations and 6 were Local organizations.

### MLOs Disrupted/Dismantled by Scope



## CORE MEASURE - TABLE 4

**GOAL 1:**

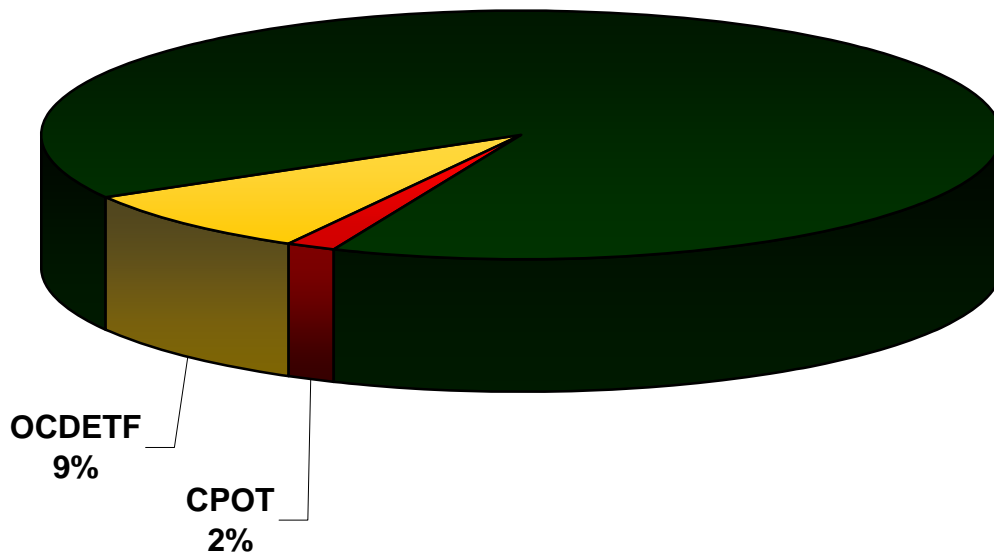
Disrupt the market for illegal drugs by dismantling or disrupting drug trafficking organizations

HIDTA Operational Scope, 2005, at New York/New Jersey					
Scope	DTOs Targeted	# CPOT Cases	# RPOT Cases	# OCDETF Cases	% OCDETF of Total Cases
International	238	5	0	23	10%
Multi-state	28	0	0	2	7%
Local	47	0	0	2	4%
<b>Total</b>	<b>313</b>	<b>5</b>	<b>0</b>	<b>27</b>	<b>9%</b>

SOURCE: DTO Report

Of the 313 DTOs targeted, 2% were CPOT cases, and 9% were OCDETF cases.

### Operational Scope



## CORE MEASURE - TABLE 5

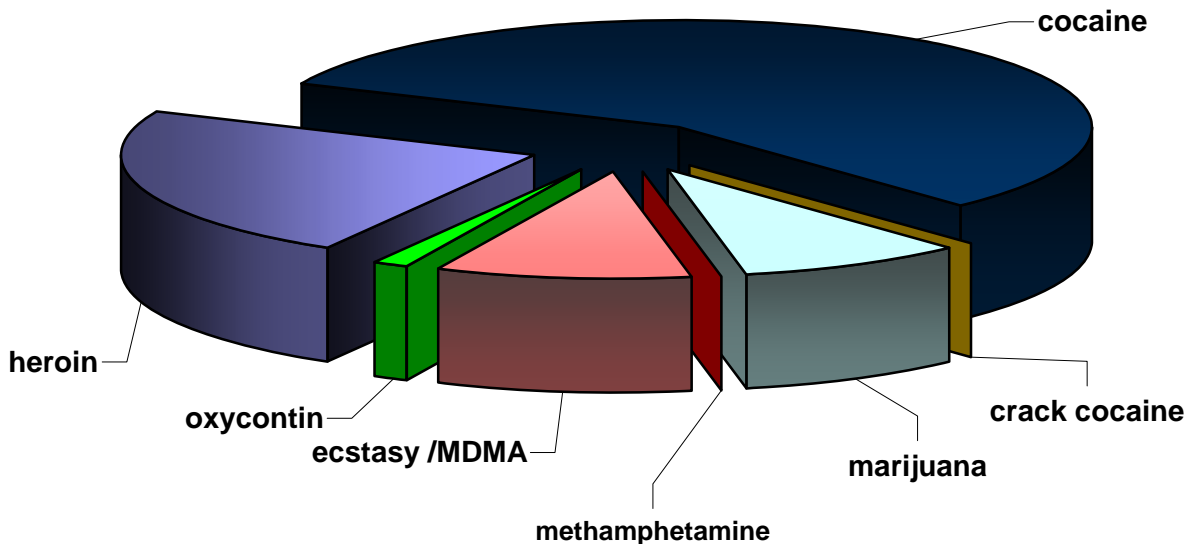
**GOAL 1:**

Disrupt the market for illegal drugs by dismantling or disrupting drug trafficking organizations

HIDTA Drugs Removed from the Marketplace, 2005, at New York New Jersey		
Drug Seized (kg or D.U.)	Amount Seized (kg or D.U.)	Wholesale Value
heroin kg	215.23	\$12,999,300.00
cocaine HCL kg	1,284.92	\$31,341,720.00
crack cocaine kg	0.83	\$19,930.00
marijuana commercial grade kg	6,571.02	\$4,904,541.29
marijuana hydroponic kg	0.00	\$0.00
methamphetamine kg	1.31	\$7,725.07
methamphetamine ice kg	0.00	\$0.00
ecstasy (MDMA) (D.U.s)	802,870.00	\$5,620,090.00
oxycontin	19,763.00	\$790,520.00
<b>Total Wholesale Value</b>		<b>\$55,683,826</b>

SOURCE: DTO Report, NDIC National Illicit Drug Prices December 2005, DEA (New York and Newark Field Divisions)

### Drugs Removed from Marketplace





## CORE MEASURE - TABLE 6

**GOAL 1:**

Disrupt the market for illegal drugs by dismantling or disrupting drug trafficking organizations

New York/New Jersey Return on Investment (ROI) for Drugs Removed from the Marketplace by Law Enforcement Initiatives					
Year	Budget	Baseline Drug Wholesale Value	Targeted Drug ROI	Drug Wholesale Value Removed from Market	Actual Drug ROI
2004	\$7,854,527	\$118,348,601	\$15	\$118,348,601	\$15.07
2005	\$7,691,781	\$118,348,601	\$15	\$55,683,826	\$7.24

SOURCE: DTO Report, HIDTA Budget, NDIC National Illicit Drug Prices December 2005, DEA Newark Field Division, NJ Prosecutor's Offices Narcotics Task Forces/other LEA

**For every \$1 invested in the New York / New Jersey HIDTA, \$7 in drugs were removed from the marketplace**

## CORE MEASURE - TABLE 7

**GOAL 1:**

Disrupt the market for illegal drugs by dismantling or disrupting drug trafficking organizations

New York/New Jersey Return on Investment (ROI) for Assets Removed from the Marketplace by Law Enforcement Initiatives							
Year	Budget	Baseline Value of Drug Assets	Targeted Asset ROI	Value of Drug Assets Removed from Market			Actual Asset ROI
				Cash	Other Assets	Total	
2004	\$7,854,527	\$54,694,989	\$7	\$54,694,989		\$54,694,989	\$6.96
2005	\$7,691,781	\$54,694,989	\$7	\$20,776,150	\$5,517,612	\$26,293,762	\$3.42

SOURCE: DTO Report, HIDTA Budget

For every \$1 invested in the New York / New Jersey HIDTA, \$3 in drug assets were removed from the marketplace.

## CORE MEASURE - TABLE 8

**GOAL 1:**

**Disrupt the market for illegal drugs by dismantling or disrupting drug trafficking organizations**

New York/New Jersey Return on Investment (ROI) for Drugs and Assets Removed from the Marketplace by Law Enforcement Initiatives					
Year	Budget	Baseline Drug Wholesale Value	Targeted Total ROI	Drugs and Assets Removed from Market	Actual Total ROI
2004	\$7,854,527	\$118,348,601	\$22	\$173,043,590	\$22.03
2005	\$7,691,781	\$118,348,601	\$22	\$81,977,588	\$10.66

SOURCE: DTO Report, HIDTA Budget, NDIC National Illicit Drug Prices December 2005, DEA Newark Field Division, NJ Prosecutor's Offices Narcotics Task Forces/other LEA

**For every \$1 invested in the New York / New Jersey HIDTA, \$10 in drugs and/or drug assets were removed from the marketplace.**

## CORE MEASURE - TABLE 12

**GOAL 2:**

Improve the efficiency and effectiveness of HIDTA initiatives

HIDTA Training Efficiency, 2005, at New York/New Jersey											
Type of Training	# Students Expected For Training		# Students Trained		# Training Hours Actually Provided		Total Training Cost		Training Cost per Hour		
	2004	2005	2004	2005	2004	2005	2004	2005	2004	2005	% Change 2004-2005
Analytical/Computer	0	0	22	113	224	216	3,318	7,060	14.81	32.68	121%
Investigative/Interdiction	3,524	3,500	1,177	2,766	1,232	2,040	253,319	276,724	205.62	135.65	-34%
Management/Administrative	0	0	0	3	0	72	0	1,613	0.00	22.40	0%
Other	126	0	145	17	224	20	33,404	7,755	149.13	387.75	160%
<b>Total</b>	<b>3,650</b>	<b>3,500</b>	<b>1,344</b>	<b>2,899</b>	<b>1,680</b>	<b>2,348</b>	<b>\$290,041.00</b>	<b>\$293,152.00</b>	<b>172.64</b>	<b>124.85</b>	<b>-28%</b>

SOURCE: Initiative Statistical Reports

Everyday law enforcement officers in the New York metropolitan area face potential life-threatening situations, from executing a search warrant, to investigating "shots fired" on the rooftop of a building, and so on. Until recently, law enforcement did not have adequate facilities to train and prepare officers for these potentially dangerous situations. In 2003, at the request of HIDTA, JTF-6 built the Urban Tactical Village, a four building simulated city street, including a 10,000 sq ft classroom, at no cost to HIDTA other than materials. The HIDTA Training Initiative is now located at the Urban Tactical Village and is a national law enforcement training model.



---

---

## CORE MEASURE - TABLE 13

---

---

**GOAL 2:**

Improve the efficiency and effectiveness of HIDTA initiatives

HIDTA Deconfliction Services by Year, at New York/New Jersey				
Year	Total HIDTA Initiatives	# Initiatives Targeted to Use Services	# Initiatives Using Services	% Initiatives Using Services
2004	4	4	4	100%
2005	4	4	4	100%

SOURCE: Initiative Statistical Reports

100% of the NY/NJ HIDTA's Investigative Initiatives are registering their drug targets in either SAFETNet (NY) or SPIN (NJ), HIDTA's case/subject and event deconfliction systems.

## CORE MEASURE - TABLE 14

**GOAL 2:**

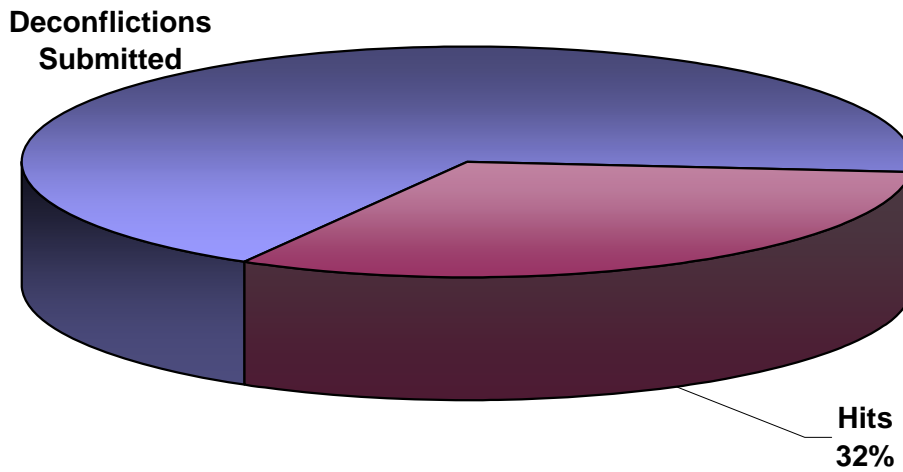
Improve the efficiency and effectiveness of HIDTA initiatives

HIDTA Deconfliction Submissions by Year, at New York/New Jersey						
Year	Baseline # Deconflictions Submitted	# Deconfliction Submissions Expected	# Event Deconflictions Submitted	# Case/Subject Deconflictions Submitted	Total Deconflictions Submitted	% Deconflictions Submitted
2004	34,715	34,715	0	34,715	34,715	100%
2005	34,715	28,000	1,044	48,794	49,838	178%

SOURCE: Initiative Statistical Reports - includes SAFETNet (NY) and SPIN (NJ)

Of the 49,838 case/subject and event deconflictions submitted, 15,873 or approximately 32% were hits.

### Deconflictions Resulting In Hits



## CORE MEASURE - TABLE 15

**GOAL 2:**

Improve the efficiency and effectiveness of HIDTA initiatives

HIDTA Investigations Supported by Year, at New York/New Jersey				
Year	Baseline # Investigations Receiving Analytical Support	# HIDTA Investigations Targeted for Analytical Support	# HIDTA Investigations Provided Analytical Support	% Targeted Investigations Supported
2004	18,593	24,878	18,593	75%
2005	18,593	23,449	1,685	7%

SOURCE: DTO Report, Initiative Statistical Reports

The baseline and CY 2005 targeted number includes criminal profiles requested from the Watch and Satellite Intelligence Centers. This category was not included as Analytical Case Support from CY 2005 forward.

## CORE MEASURE - TABLE 16

**GOAL 2:**

Improve the efficiency and effectiveness of HIDTA initiatives

HIDTA Initiative Investigations Referred by Year, at New York/New Jersey					
Year	# Initiative Investigations Targeted for Referral	# Initiative Investigations Referred to Other HIDTAs	# Initiative Investigations Referred to Other Agencies	Total Initiative Investigations Referred	% Targeted Initiative Investigations Referred
2004	2,687	71	3,934	4,005	149%
2005	1,570	1	1,700	1,701	108%

SOURCE: Initiative Statistical Reports

In addition to case referrals generated by HIDTA enforcement initiatives, the Regional Intelligence Center cultivates informants, develops cases, and manages hotlines for the purpose of referring investigations to the appropriate agencies.



# THREAT SPECIFIC MEASURE - TABLE 1

**GOAL 1:**

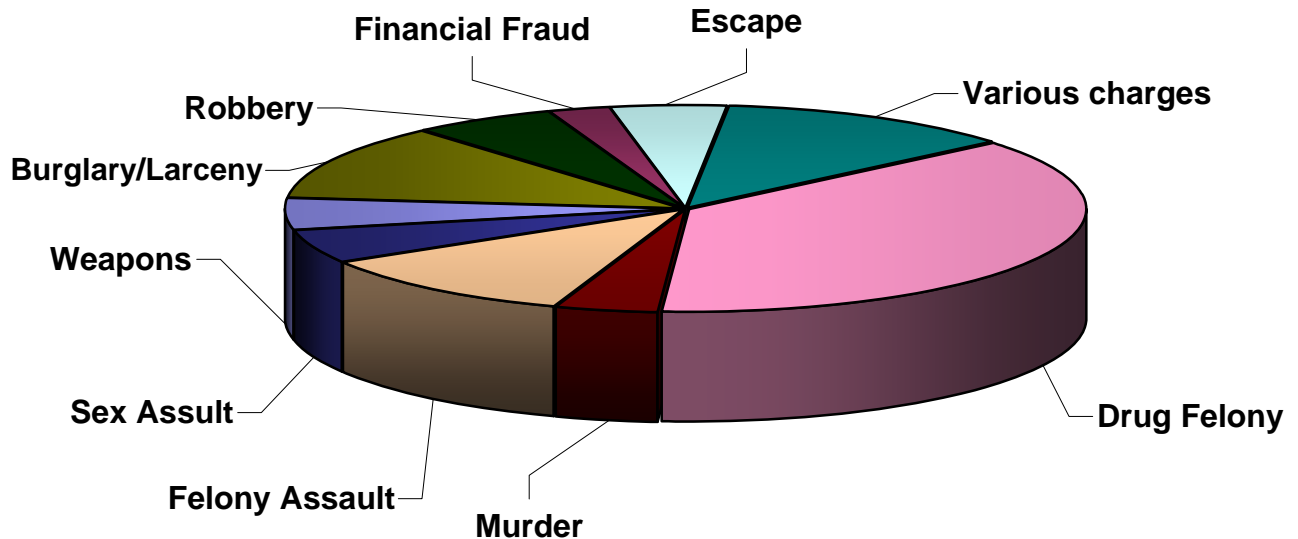
Disrupt the market for illegal drugs by dismantling or disrupting drug trafficking organizations

HIDTA Fugitives Targeted and Apprehended by Year, at New York/New Jersey					
Year	# Identified	# Targeted	% Targeted of Identified	# Apprehended	Apprehended % of Targeted
2004	80,000	1,500	2%	4,090	273%
2005	80,000	2,000	3%	3,494	175%

SOURCE: Initiative Statistical Reports

3,494 violent fugitives were apprehended by the Regional Fugitive Task Force, 175% higher than the 2,000 targeted.

## Charges of Fugitives Apprehended



## THREAT SPECIFIC MEASURE - TABLE 2

**GOAL 1:**

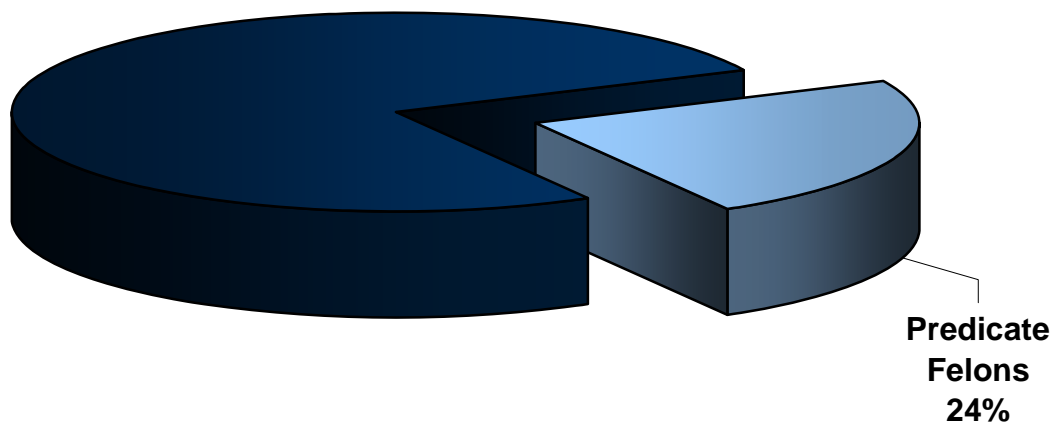
**Disrupt the market for illegal drugs by dismantling or disrupting drug trafficking organizations**

HIDTA Predicate Felons Apprehended by Year, at New York/New Jersey					
Year	# Targeted	# Apprehended	% Targeted of Identified	# Predicate Felons	Of Apprehended % Predicate Felons
2004	1,500	4,090	273%	1,302	32%
2005	2,000	3,494	175%	822	24%

SOURCE: Initiative Statistical Reports

Of the 3,494 violent fugitives apprehended, 24% were predicate felons.

### Predicate Felons Apprehended



## THREAT SPECIFIC MEASURE - TABLE 3

**GOAL 1:**

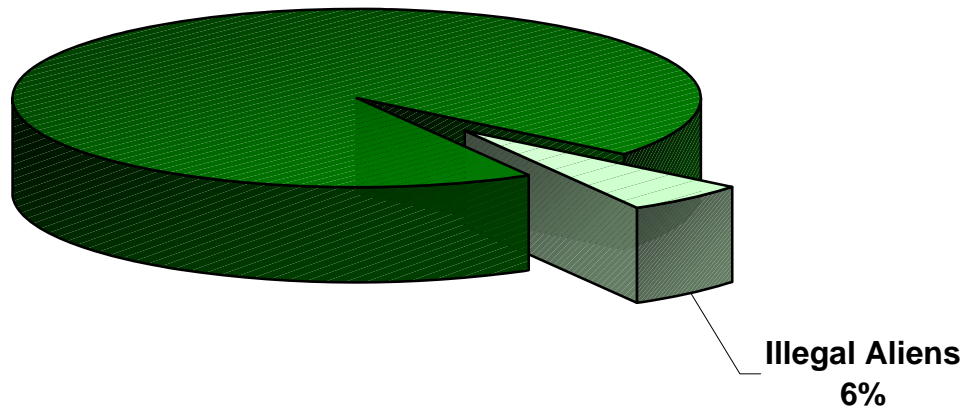
**Disrupt the market for illegal drugs by dismantling or disrupting drug trafficking organizations**

HIDTA Illegal Aliens Apprehended by Year, at New York/New Jersey					
Year	# Targeted	# Apprehended	% Targeted of Identified	# Illegal Aliens	Of Apprehended % Illegal Aliens
2004	1,500	4,090	273%	212	5%
2005	2,000	3,494	175%	204	6%

SOURCE: Initiative Statistical Reports

Of the 3,494 violent fugitives apprehended, 6% were illegal aliens.

### Illegal Aliens Apprehended



# THREAT SPECIFIC MEASURE - TABLE 4

**GOAL 1:**

Disrupt the market for illegal drugs by dismantling or disrupting drug trafficking organizations

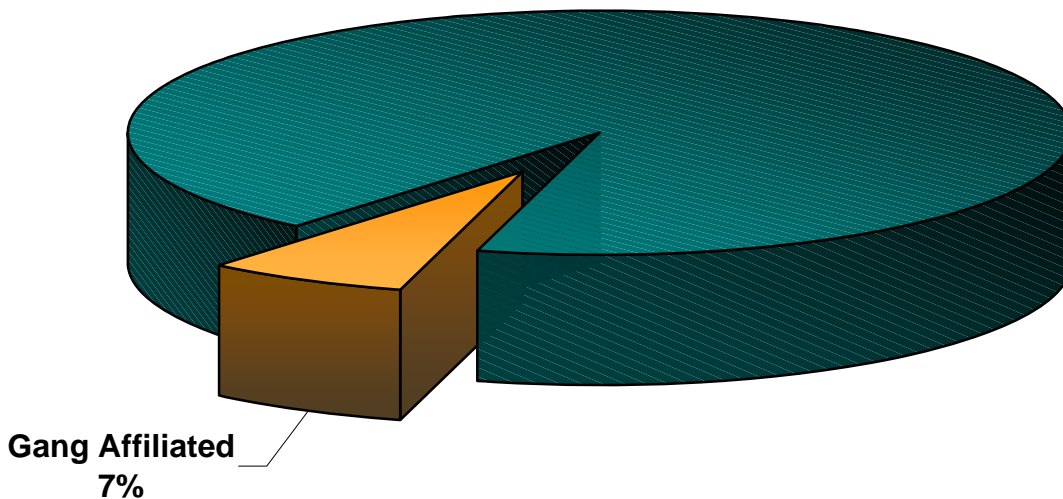
HIDTA Gang Affiliated Apprehended by Year, at New York/New Jersey					
Year	# Targeted	# Apprehended	% Targeted of Identified	# Gang Affiliated	Of Apprehended % Gang Affiliated
2004	1,500	4,090	273%	*	
2005	2,000	3,494	175%	246	7%

SOURCE: Initiative Statistical Reports

Of the 3,494 violent fugitives apprehended, 7% were gang affiliated.

\* This statistic was not tracked in 2004.

## Gang Affiliated Apprehended



---

---

## THREAT SPECIFIC MEASURE - TABLE 5

---

---

**GOAL 2:**

Improve the efficiency and effectiveness of HIDTA initiatives

HIDTA Firearm Traces Resulting in Suspect Referrals by Year, at New York/New Jersey			
Year	# Firearms Traced	# Suspects Referred	Total % Firearm Traces Resulting in Suspect Referrals
2004	9,565	659	7%
2005	10,963	598	5%

SOURCE: Initiative Statistical Reports

5% of all firearms traced resulted in a suspect being referred for investigation.

# THREAT SPECIFIC MEASURE - TABLE 6

**GOAL 2:**

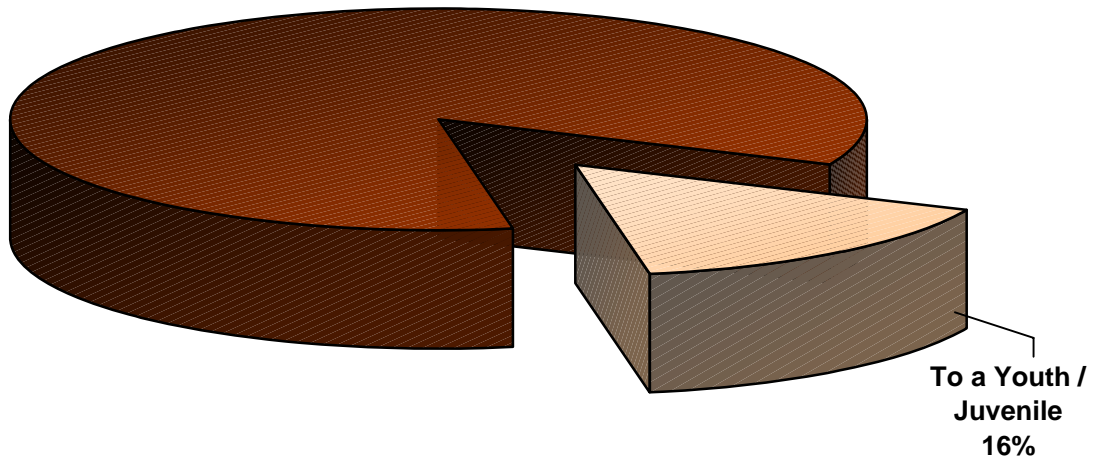
Improve the efficiency and effectiveness of HIDTA initiatives

HIDTA Obliterated Firearms Traced to a Youth/Juvenile by Year, at New York/New Jersey			
Year	# Obliterated Firearms Traced	# Traced to a Youth/Juvenile	Total % Firearms Traced to a Youth/Juvenile
2004	1,259	387	31%
2005	1,161	182	16%

SOURCE: Initiative Statistical Reports

16% of all obliterated firearms traced by the Regional Crime Gun Center were traced to a youth/juvenile.

## Recovered Obliterated Firearms Traced



# THREAT SPECIFIC MEASURE - TABLE 7

**GOAL 2:**

Improve the efficiency and effectiveness of HIDTA initiatives

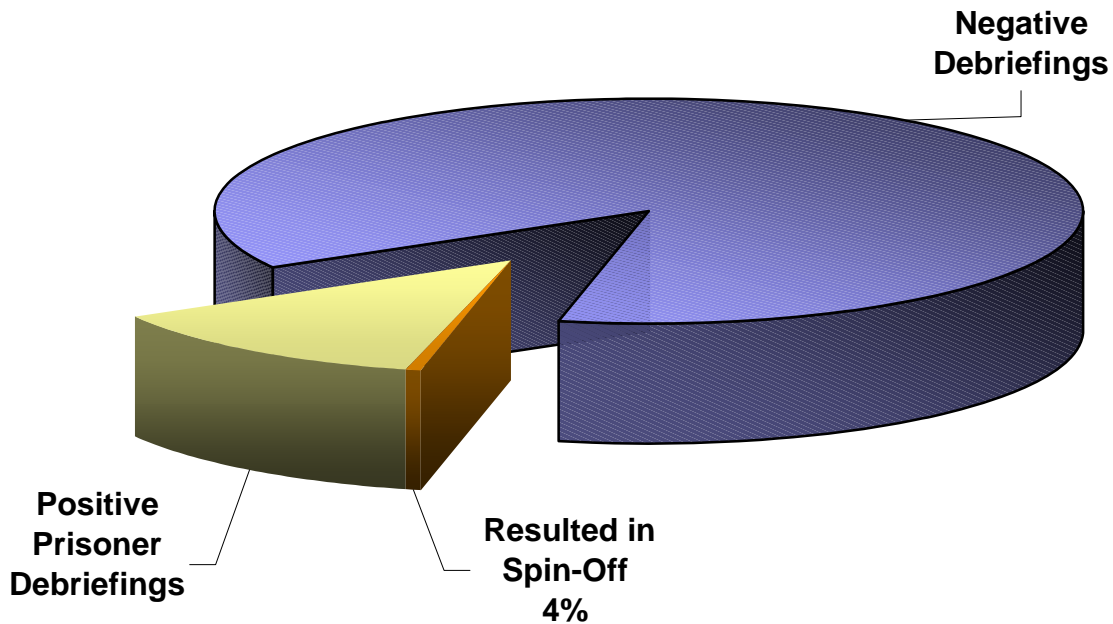
HIDTA Results of Prisoner Debriefings by Year, at New York/New Jersey				
Year	# Prisoner Debriefings	# Positive Prisoner Debriefings	# Spin-Off cases resulting	% Positive Prisoner Debriefings Resulting in a Spin-Off case
2004	20,056	2,390	*	
2005	24,643	3,285	117	4%

SOURCE: Initiative Statistical Reports

Of the 24,643 Prisoner Debriefings, 3,285 were positive, 4% of which resulted in spin-off cases.

\* Spin-off cases were not tracked in 2004.

## Positive Prisoner Debriefings



## THREAT SPECIFIC MEASURE - TABLE 8

**GOAL 2:**

Improve the efficiency and effectiveness of HIDTA initiatives

HIDTA SARS referred by Year, at New York/New Jersey					
Year	# SARS Targeted for Review	# SARS Reviewed	% Reviewed of Targeted	# SARS Referred	% SARS Referred
2004	20,000	25,367	127%	786	3%
2005	21,500	42,184	196%	1,000	2%

SOURCE: Initiative Statistical Reports

Of the 42,184 SARS reviewed, 1,000, or 2% were referred for investigation.



---

---

## THREAT SPECIFIC MEASURE - TABLE 9

---

---

**GOAL 2:**

Improve the efficiency and effectiveness of HIDTA initiatives

HIDTA New Confidential Informants Registered by Year, at New York/New Jersey				
Year	Baseline # New CI's Registered	# New CI's Targeted to be Registered	# New CI's Registered	% Targeted New CI's Registered
2004	65	65	467	718%
2005	65	525	545	104%

SOURCE: Initiative Statistical Reports

545 new confidential informants were registered.

---



---

## THREAT SPECIFIC MEASURE - TABLE 10

---



---

**GOAL 2:**

Improve the efficiency and effectiveness of HIDTA initiatives

HIDTA PIMS Lineups/Arrest Photos Printed, by Year at New York/New Jersey *				
Year	Baseline # Lineups/Arrest Photos Printed	Targeted # Lineups/Arrest Photos Printed	# Lineups/Arrest Photos Printed	% Targeted Lineups/Arrest Photos Printed
2004	36,914	32,000	36,914	115%
2005	36,914	32,000	40,930	128%

SOURCE: Initiative Statistical Reports

\* Each page printed may contain multiple arrest photos.

The NY/NJ HIDTA PIMS (Photo Imaging Mugshot System) is the largest computerized arrest photograph database in the country. PIMS contains approximately 5 million arrest photographs and related arrest information for federal, state and local arrests in the New York metropolitan area.

---

---

## THREAT SPECIFIC MEASURE - TABLE 11

---

---

**GOAL 2:**

Improve the efficiency and effectiveness of HIDTA initiatives

HIDTA Law Enforcement Bulletins Distributed, by Year New York/New Jersey				
Year	Baseline # LE Bulletins Distributed	Targeted # LE Bulletins Distributed	# LE Bulletins Distributed	% Targeted LE Bulletins Distributed
2004	14,114	12,000	14,114	118%
2005	14,114	14,000	15,218	109%

SOURCE: Initiative Statistical Reports

# THREAT SPECIFIC MEASURE - TABLE 12

**GOAL 2:**  
 Improve the efficiency and effectiveness of HIDTA initiatives

Children Utilizing Citywide Armory Projects by Year, at New York/New Jersey			
Year	168th Street Armory	Jersey City Armory	Harlem Armory **
2004	350,000	57,343	0
2005	420,000	41,400*	0

SOURCE: Initiative Statistical Reports, PAL

\* The Jersey City Armory was closed for 3 months for renovation

\*\* The Harlem Armory was under construction in 2005. It is expected to open in September, 2006


**168th Street Armory Center**



**Jersey City Armory Center**



**Harlem Armory Center**



## **VII. CONCLUSION**

In conclusion, any investment with a \$10 return on investment is money well spent. In 2005, HIDTA initiatives removed over \$55 million in drugs from the streets and over \$26 million in drug assets.

HIDTA initiatives disrupted or dismantled 167 drug trafficking and/or money laundering organizations operating in the region.

In addition to the direct outputs of HIDTA initiatives, the services provided to the law enforcement community in general, while more difficult to quantify, result in more streamlined, efficient investigations.

It is impossible to measure the time saved by searching a database of arrest photos rather than signing out photos from binders held at individual precincts, or contacting each individual agency.

It is impossible to ascertain what could have occurred if the 15,873 cases/subjects that resulted in hits had not been deconflicted in either SAFETNet (NY) or SPIN (NJ).

It is impossible to measure the crimes that would have been committed by the 3,494 violent fugitives that were removed from local neighborhoods in 2005.

The NY/NJ HIDTA serves the law enforcement community by gradually breaking down interagency boundaries. By linking federal, state and local agencies together and giving them the technology and resources to accomplish their missions, HIDTA continues to lead the effort to protect the residents of the New York/New Jersey metropolitan area from the harmful effects of illegal drugs.

**APPENDIX A:**

**Table of Organization**

**EXECUTIVE  
COMMITTEE**

**HIDTA  
ADMINISTRATION**

**EL DORADO  
MONEY  
LAUNDERING  
TASK FORCE**

**REGIONAL  
FUGITIVE  
TASK FORCE**

**NJ DRUG  
TRAFFICKING  
ORGANIZATION  
TASK FORCE**

**NY OCDETF  
STRIKE  
FORCE**

**REGIONAL  
INTELLIGENCE  
CENTER**

**HIDTANET**

**TRAINING**

**CITYWIDE  
ARMORY  
PROJECT**

## **APPENDIX B: NY/NJ HIDTA Executive Board**

Christopher J. Christie  
United States Attorney  
District Of New Jersey

Michael J. Thomas  
Special Agent-in-Charge  
Internal Revenue Service

William G. McMahon  
Special Agent-in-Charge  
Bureau of Alcohol, Tobacco, Firearms and  
Explosives

Mark J. Mershon  
Assistant Director-in-Charge  
Federal Bureau of Investigation

Zulima V. Farber  
Attorney General  
State of New Jersey

Wayne E. Bennett  
Superintendent  
New York State Police

John Feinblatt  
Coordinator of Criminal Justice  
Office of the Mayor

Robert M. Morgenthau  
District Attorney  
New York County

Richard Dormer  
Police Commissioner  
Suffolk County Police Department

Janet DiFiore  
District Attorney  
Westchester County

A.T. Smith  
Special Agent-in-Charge  
United States Secret Service

Joseph R. Guccione  
United States Marshal  
Southern District of New York

John P. Gilbride  
Special Agent-in-Charge  
Drug Enforcement Administration

Martin D. Ficke (*co-chair*)  
Special Agent-in-Charge  
Bureau of Immigration and Customs  
Enforcement

Raymond W. Kelly  
Police Commissioner  
New York City Police Department

Michael J. Garcia  
United States Attorney  
Southern District of New York

Roslynn R. Mauskopf  
United States Attorney  
Eastern District of New York

James H. Lawrence (*co-chair*)  
Police Commissioner  
Nassau County Police Department

## **APPENDIX C: List of Participating Agencies**

### **Federal**

Army National Guard  
Bureau of Immigration and Customs Enforcement  
Bureau of Alcohol, Tobacco Firearms and Explosives  
Coast Guard Investigation Service  
Customs and Border Protection  
Department of Health and Human Services  
Drug Enforcement Administration  
Federal Bureau of Investigation  
FinCEN  
Internal Revenue Service  
Social Security Administration  
United States Attorney's Offices  
United States Department of Defense/Joint Task Force-6  
United States Department of Housing and Urban Development/Office of the Inspector General  
United States Department of State  
United States Marshal Service  
United States Postal Inspection Service  
United States Probation Department  
United States Secret Service

### **State**

#### *New York:*

Metropolitan Transit Authority Police (MTA) (New York/Connecticut)  
New York National Guard  
New York State Attorney General's Office  
New York State Banking Department  
New York State Commission of Investigation  
New York State Department of Corrections  
New York State Department of Environmental Conservation  
New York State Division of Criminal Justice Services  
New York State Division of Parole  
New York State Insurance Frauds Bureau  
New York State Parks Police  
New York State Police  
Port Authority of New York and New Jersey  
Stonybrook University Police  
Waterfront Commission

#### *New Jersey:*

New Jersey Attorney General's Office  
New Jersey Department of Corrections  
New Jersey Division of Criminal Justice  
New Jersey Division of Parole  
New Jersey National Guard  
New Jersey State Police



**Local***New York:*

Amityville Police Department  
Bronx County District Attorney's Office  
Dutchess County Sheriff's Office  
East Hampton Village Police Department  
Kings County District Attorney's Office  
McArthur Airport Security  
Mt. Vernon Police Department  
Nassau County Police Department  
Nassau County Probation Department  
Nassau County Sheriffs Department  
New York City Criminal Justice Coordinator's Office  
New York City Department of Correction  
New York City Police Department  
New York County District Attorney's Office  
Ocean County Sheriff's Office  
Office of the Special Narcotics Prosecutor for New York City  
Old Brookville Police  
Orange County Sheriff's Office  
Plum Island Security  
Poughkeepsie Police Department  
Putnam County Sheriff's Office  
Queens County District Attorney's Office  
Riverhead Town Police Department  
Rockland County Sheriff's Office  
Southampton Town Police  
Southold Police Department  
Suffolk County District Attorney's Office  
Suffolk County Parks Police  
Suffolk County Police Department  
Suffolk County Probation Department  
Suffolk County Sheriff's Office  
Westchester County District Attorney's Office  
Westchester County Police Department  
White Plains Police Department  
Yonkers Police Department

*New Jersey:*

Atlantic County Prosecutor's Office/Sheriff's Office  
Bayonne Police Department  
Bellville Police Department  
Bergen County Prosecutor's Office/Sheriff's Office  
Burlington County Prosecutor's Office/Sheriff's Office  
Camden County Prosecutor's Office/Sheriff's Department  
Cape May County Prosecutor's Office/Sheriff's Office  
Cumberland County Prosecutor's Office/Sheriff's Office  
East Brunswick Police Department  
East Orange Police Department  
Elizabeth Police Department  
Essex County Prosecutor's Office/Sheriff's Office

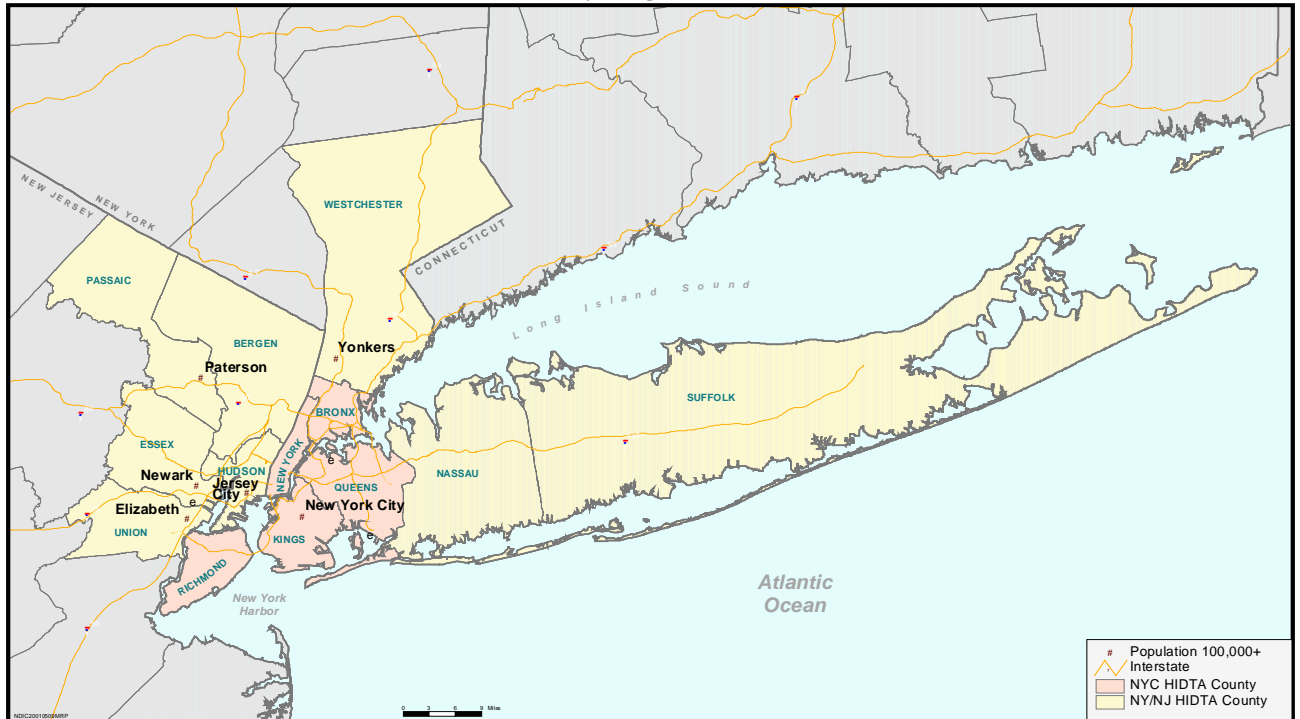
Fort Lee Police Department  
Gloucester County Prosecutor's Office/Sheriff's Office  
Hamilton Police Department  
Hudson County Prosecutor's Office/Sheriff's Office  
Hunterdon County Prosecutor's Office/Sheriff's Office  
Jersey City Police Department  
Mercer County Prosecutor's Office/Sheriff's Department  
Middlesex County Prosecutor's Office/Sheriff's Office  
Monmouth County Prosecutor's Office/Sheriff's Office  
Morris County Prosecutor's Office/Sheriff's Office  
Newark Police Department  
Ocean County Prosecutor's Office  
Passaic County Prosecutor's Office/Sheriff's Department  
Paterson Police Department  
Rutgers University Police Department  
Salem County Prosecutor's Office/Sheriff's Office  
Somerset County Prosecutor's Office/Sheriff's Office  
Sussex County Prosecutor's Office/Sheriff's Office  
Trenton Police Department  
Union County Prosecutor's Office/Sheriff's Office  
Warren County Prosecutor's Office/Sheriff's Office

**Other**

Armory High School Sports Foundation  
Harlem Junior Tennis Program  
New York City Mission Society  
Police Athletic League  
Teach For America  
Toronto Police Department  
369<sup>th</sup> Veterans Association

## APPENDIX D: List of Participating Counties

New York/New Jersey Region HIDTA Counties



### New York

New York County  
Bronx County  
Kings County  
Queens County  
Richmond County  
Westchester County  
Nassau County  
Suffolk County

### New Jersey

Bergen County  
Essex County  
Hudson County  
Passaic County  
Union County

## APPENDIX E: INITIATIVE OUTPUTS


### INTELLIGENCE

#### Regional Intelligence Center (RIC)

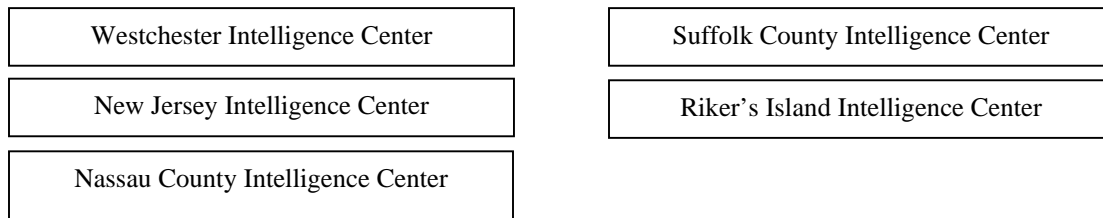
The RIC, which is led by the New York City Police Department and located at the NY/NJ HIDTA Center in Manhattan, is the central conduit for information sharing among law enforcement in the New York metropolitan area. The cornerstone of the RIC is the timely and accurate collection, analysis and dissemination of criminal intelligence, particularly drug intelligence.

The Regional Intelligence Center consists of approximately 600 participants and is organized into five sections:

#### REGIONAL INTELLIGENCE CENTER



#### Satellite Intelligence Centers to the RIC



#### UPSTATE NEW YORK REGIONAL INTELLIGENCE CENTER (UNYRIC)

In 2005 the Regional Intelligence Center accomplished, among other things, the following:

- 25,482 Criminal Profile Requests
- 1,685 cases received Analytical Case Support
- 1,700 cases Referred
- 10,963 Firearms traced
- 24,643 Prisoner Debriefings conducted
- 42,184 SARs reviewed
- 545 Confidential Informants Registered
- 750 search warrants initiated
- 48,794 case/subject deconflictions

## TRAINING

### **HIDTA Training Initiative**

The Training Initiative is located at the Urban Tactical Village in Rodman's Neck with a satellite site at the Long Island Training Center. The Training Initiative provides tactical training to drug enforcement officers throughout the region. The training program is designed to increase investigators' effectiveness in combating illegal narcotics and narcotics-related crime. Classes include software applications (e.g. Microsoft Word, Excel, Pen Link), financial investigative techniques, highway patrol investigative techniques, and both narcotics and canine narcotics investigative techniques, among others. The Training Group also offers classes in intelligence link analysis, interview and interrogation, and foreign language immersion including Spanish, Russian and various Middle Eastern languages.

In 2005, the HIDTA Training Initiative trained 2,750 officers/agents.

## ENFORCEMENT

### **El Dorado Money Laundering Task Force**

The mission of the El Dorado Task Force is to disrupt, dismantle or render ineffective organizations involved in the laundering of the proceeds of narcotics trafficking and other financial crimes in the New York metropolitan area. This mission is accomplished by targeting the primary avenues drug traffickers use to launder drug profits: money services, physical transportation, merchandising, banking and brokerages, and bulk cash. The Task Force is led by ICE, and consists of 176 representatives from various federal, state, and local law enforcement agencies. The El Dorado Task Force is also the High Intensity Financial Crimes Area (HIFCA) for the New York metropolitan area.

In 2005 the El Dorado Task Force accomplished, among other things, the following:

- Dismantled 4 money laundering organizations
- Disrupted 79 money laundering organizations
- Arrested 102 money launderers
- Indicted 73 defendants
- Initiated 3 OCDETF cases
- Seized: \$10,746,934 cash  
\$3,122,087 other  
14 kilograms cocaine  
7 kilograms heroin  
1 pound marijuana  
2,100 pills ecstasy  
1,300 grams methamphetamine  
2 cars  
13 firearms

### **Regional Fugitive Task Force**

The mission of the Regional Fugitive Task Force is to identify and apprehend the most significant drug trafficking and violent fugitives in the New York metropolitan area. The Task Force is led by the USMS, consists of 184 representatives, and is collocated with the HIDTA Regional Intelligence Center, the New York OCDETF Strike Force, and the HIDTANET and Support Services Initiatives in Manhattan, which greatly increases the resources available to the Investigators.

In 2005, the Regional Fugitive Task Force accomplished, among other things, the following:

- Arrested 3,494 fugitives, of which 822 were prior felony offenders, 1,576 were charged with drug felonies, and 246 were affiliated with gangs
- Closed 4,248 warrants
- Assisted in 99 OCDETF cases
- Seized: \$994,173 cash  
\$423,345 other  
8 kilograms cocaine  
1 kilogram crack  
1 kilogram heroin  
21 pounds marijuana  
70 ecstasy pills  
5 cars  
44 firearms

### **New Jersey Drug Trafficking Organization Task Force**

The mission of the New Jersey Drug Trafficking Organization Task Force is to disrupt/dismantle drug trafficking organizations in five counties in northern New Jersey – Bergen, Essex, Hudson, Passaic, and Union. The Task Force consists of 52 representatives from various federal, state, and local law enforcement agencies.

In 2005 the New Jersey Drug Trafficking Organization Task Force accomplished, among other things, the following:

- Dismantled 6 drug trafficking organizations
- Disrupted 24 drug trafficking organizations
- Arrested 224 drug traffickers
- Initiated 3 OCDETF cases
- Seized: \$3,827,161 cash  
\$912,125 other  
1,007 kilograms cocaine  
17 kilograms heroin  
2,118 pounds marijuana  
19,763 pills oxycontin  
56 cars  
16 firearms

### **New York OCDETF Strike Force**

The mission of the New York OCDETF Strike Force is to use intelligence to aid in reducing domestic drug trafficking and its harmful consequences by disrupting/dismantling Consolidated Priority Organizational Targets (CPOTs) and their drug trafficking organization affiliates in the New York metropolitan area. The NY OCDETF Strike Force is a national prototype, placing for the first time OCDETF resources from federal agencies in a single task force at a single location and dedicated exclusively to disrupting/dismantling CPOT targets. The Strike Force is led by DEA, consists of 247 participants and is collocated with the HIDTA Regional Intelligence Center, the Regional Fugitive Task Force, and the HIDENT and Support Services Initiatives in Manhattan, which greatly increases the resources available to the Investigators.

In 2005 the New York OCDETF Strike Force accomplished, among other things, the following:

- Dismantled 18 drug trafficking organizations
- Disrupted 36 drug trafficking organizations
- Arrested 213 drug traffickers
- Initiated 23 OCDETF cases
- Seized: \$5,207,882 cash  
\$1,060,055 other  
255 kilograms cocaine  
190 kilograms heroin  
12,346 pounds marijuana  
800,700 pills ecstasy  
10 grams methamphetamine  
15 vehicles  
20 firearms





# Appendix F: 2005 NEW YORK/NEW JERSEY HIDTA PMP MATRIX

THREAT ASSESSMENT			STRATEGY & BUDGET										ANNUAL REPORT		
			ENFORCEMENT				INTEL AND INFO SHARING	PREVENTION	ADMINISTRATIVE			PERFORMANCE MEASURES AND NARRATIVE			
			El Dorado Money Laundering Task Force	Regional Fugitive Task Force	OCDETF Strike Force	New Jersey Drug Trafficking Organization Task Force	Regional Intelligence Center (RIC)	City Wide Armory Project	Management Coordination	HIDTANET	Training				
GEOGRAPHIC AREA	INITIATIVE NEEDS	PERFORMANCE TARGET	INVESTIGATIVE / INTERDICTION				INTELLIGENCE	PREVENTION	ADMINISTRATIVE						
<b>GOAL 2 - Improve the Efficiency and Effectiveness of HIDTA Initiatives</b>															
NY/NJ HIDTA REGION	INFORMATION SHARING & COORDINATION	IMPROVE OFFICER SAFETY	ACHIEVE AND MAINTAIN 100% PARTICIPATION BY HIDTA INITIATIVES AND PARTICIPATING LAW ENFORCEMENT AGENCIES IN THE HIDTA DECONFLICTION SERVICES	X	X	X	X	X				X	100% OF ALL HIDTA INITIATIVES AND PARTICIPATING AGENCIES REGISTER THEIR DRUG TARGETS IN SAFETNet, 32% OF SUBMISSIONS RESULTED IN HITS IN 2005		
		INCREASE DATABASE QUERIES FROM HIDTA INITIATIVES AND PARTICIPATING AGENCIES	INCREASE BY 5% DATABASE INQUIRIES BY HIDTA INITIATIVES AND PARTICIPATING AGENCIES FOR A TOTAL OF 24,206					X						DATABASE INQUIRIES TOTALED 25,482 IN 2005	
		INCREASE ANALYTICAL INTELLIGENCE CASE SUPPORT TO HIDTA INITIATIVES	PROVIDE CASE SUPPORT TO 185 INVESTIGATORS					X						PROVIDED ANALYTICAL CASE SUPPORT TO 1,685 INVESTIGATIONS	
		OBTAIN INTELLIGENCE VIA PRISONER DEBRIEFINGS	CONDUCT 25,000 PRISONER DEBRIEFINGS					X						CONDUCTED 24,643 PRISONER DEBRIEFINGS RESULTING IN 117 SPIN-OFF CASES IN 2005	
		OBTAIN INTELLIGENCE VIA THE REGISTRATION OF CONFIDENTIAL INFORMANTS	REGISTER 525 NEW CONFIDENTIAL INFORMANTS					X						REGISTERED 545 NEW CONFIDENTIAL INFORMANTS IN 2005	
		REVIEW ALL SUSPICIOUS ACTIVITY REPORTS (SARs) IN THE NY/NJ HIDTA REGION	ANALYZE APPROXIMATELY 21,500 SARs					X						REVIEWED 42,184 SARs, 1,000 WHICH WERE REFERRED FOR INVESTIGATION IN 2005	
		TRACE ALL ILLEGAL FIREARMS IN THE NY/NJ HIDTA REGION	IDENTIFY AND REFER FOR INVESTIGATION 350 FIREARM TRAFFICKING SUSPECTS					X						598 SUSPECTS WERE REFERRED FOR INVESTIGATIONS AS A RESULT OF THE 10,963 FIREARMS TRACED IN 2005	
		TRACE OBLITERATED FIREARMS IN THE NY/NJ HIDTA REGION	TRACE OBLITERATED FIREARMS TO A YOUTH/JUVENILE					X						TRACED 1,161 OBLITERATED FIREARMS, 182 OF WHICH WERE TRACED TO A YOUTH/JUVENILE IN 2005	
		PROVIDE A SINGLE POINT OF RETRIEVAL FOR ARREST PHOTOS OF FEDERAL, STATE AND LOCAL AGENCIES	PROVIDE ACCESS TO APPROXIMATELY 5 MILLION ARREST PHOTOS AND RELATED INFORMATION										X	40,930 LINEUPS/ARREST PHOTOS (PAGES) WERE PRINTED IN 2005	
		SHARE INTELLIGENCE ALERTS/BULLETINS WITH HIDTA INITIATIVES AND PARTICIPATING AGENCIES	FORWARD ALL INTELLIGENCE BULLETINS AND ALERTS TO HIDTA INITIATIVES AND PARTICIPATING AGENCIES										X	DISTRIBUTED 15,218 LAW ENFORCEMENT BULLETINS IN 2005	
		IMPROVE INFORMATION EXCHANGE AND INTELLIGENCE DEVELOPMENT IN THE HIDTA REGION AND NATIONALLY	PARTICIPATE IN ALL RELEVANT INTELLIGENCE CONFERENCES BY HIDTA INITIATIVES, PARTICIPATING AGENCIES AND OUTSIDE LAW ENFORCEMENT AGENCY PERSONNEL IN THE NY/NJ HIDTA REGION					X	X	X	X	X	X	PARTICIPATED IN ALL RELEVANT INTELLIGENCE CONFERENCES IN THE NY/NJ HIDTA REGION IN 2005	
			PARTICIPATE IN ALL RELEVANT INTELLIGENCE SHARING COORDINATION EFFORTS WITH OTHER HDTAs					X					X	X	PARTICIPATED IN ALL RELEVANT INTELLIGENCE SHARING COORDINATION EFFORTS WITH OTHER HDTAs IN 2005
		IMPROVE COOPERATION BETWEEN DRUG ENFORCEMENT IN ALL DRUG INVESTIGATIONS	HANDOFF 1,270 CASES/INVESTIGATIVE LEADS WITHIN AN OUTSIDE HIDTA					X							REFERRED 1,701 CASES /LEADS TO OTHER HDTAs OR AGENCIES FOR INVESTIGATION IN 2005
	TRAINING	IMPROVE THE SKILLS OF THE HIDTA INITIATIVE AND PARTICIPATING AGENCIES PERSONNEL AND COOPERATING INSTITUTIONS BY OFFERING TRAINING IN AREAS WHERE NEEDS ARE IDENTIFIED	PROVIDE NO COST TRAINING COURSES TO APPROX 3,500 LAW ENFORCEMENT OFFICERS IN THE NY/NJ HIDTA REGION										X	2,899 STUDENTS WERE TRAINED IN 2005	
<b>HIDTA BUDGET INFORMATION</b>			\$ 997,735	\$ 500,000	\$ 575,290	\$ 1,032,000	\$	4,586,756	\$	-	\$ 2,754,077	\$ 907,550	\$ 271,033	<b>TOTAL BUDGET = \$11,624,441</b>	



**NY/NJ HIDTA**  
**TEL: 646-805-6000**  
**FAX: 646-805-6298**