



# Calendar Year 2005 Annual Report

10220NW Ambassador Drive, Suite 720  
Kansas City, Missouri 64153  
(816) 746-4911  
(816) 746-9712 Fax

# MIDWEST HIDTA 2005 ANNUAL REPORT

## I. EXECUTIVE SUMMARY

During CY 2005, the Midwest HIDTA supported forty enforcement task forces and forty-eight initiatives in seventy-four HIDTA designated counties in Iowa, Kansas, Missouri, Nebraska, North Dakota and South Dakota. During CY 2005, Midwest HIDTA supported task forces and initiatives effectively used HIDTA program resources to investigate a growing number of drug related cases that posed significant threats to strategic drug markets and other communities within the Midwest HIDTA region. The Midwest continues to provide a fertile environment for the importation, manufacturing and distribution of narcotics

Midwest HIDTA Drug Task Force investigators conduct complex, in-depth, multi-jurisdictional investigations with an emphasis on dismantling organizations and reducing drug-related violence in designated areas. Investigations target the highest-level of drug trafficking and money laundering organizations utilizing undercover operations and electronic surveillance of command and control communications. These investigations are intelligence driven and are conducted in a spirit of cooperation between federal, state, and local counterparts in a task force environment.

Although Drug Trafficking Organizations operating in this region are polydrug operations, the most significant drug threat in the Midwest HIDTA region remains methamphetamine. Law enforcement continues to confront multi-pound quantities of methamphetamine being transported into the region by Mexican trafficking organizations, and also the production of lesser amounts of high-quality methamphetamine in local clandestine laboratories.

Mexican drug trafficking organizations continue to dominate wholesale transportation and distribution of imported methamphetamine and other illicit drugs into the region. These organizations use traditional transportation routes and concealment techniques coupled with ever changing and creative methods to deliver products.

The following performance highlights illustrate the success of the Midwest HIDTA participating task forces and law enforcement agencies.

- 9,219 individuals were arrested for drug violations by Midwest HIDTA initiative task forces during CY 2005. Task forces seized 1,684 firearms during the course of these investigations, an increase of 12% over CY 2004 firearm seizures. HIDTA Task forces seized 508 pounds (231 kilograms) of methamphetamine and 167 pounds (76 kilograms) of methamphetamine ICE during CY 2005. 6,756 pounds (3,071 kilograms) of cocaine was seized by HIDTA Initiatives during CY 2005 an increase of 165% for CY 2005 due to the addition of State highway interdiction efforts in MO, IA, and KS.
- Federal defendants charged with drug violations for the six state region totaled 2,497 by the 8 federal Districts within Midwest HIDTA. Of these 1,388 individuals were charged with methamphetamine offenses. Of the 2,497 individuals charged during CY 2005, 694 were result of OCDEF investigations. Federal drug convictions totaled 2,839 a 10% increase from CY 2004 convictions. There were 6,279 state drug prosecutions as a result of HIDTA task force investigations.

- Task Forces identified 259 new Drug Trafficking Organizations (DTOs) during CY 2005, 133 were local DTOs, 116 DTOs designated as multi-state, 14 designated CPOT investigations and 10 International DTOs identified. During CY 2005, 132 DTOs were disrupted and 42 DTOs were dismantled. 59 DTO investigations during CY 2005 were designated as OCDETF cases.
- 3,826 clandestine lab seizure incidents were reported to EPIC through the National Clan Lab Seizure System during CY 2005 for the six states comprising Midwest HIDTA, a dramatic decrease in the 5,085 clandestine lab seizure incidents reported to EPIC during CY 2004.
- The ISC Watch Center SafeTnet Event Deconfliction Program received 2,414 entries. Subject and Target deconfliction through HIDTA SafeTnet and MOSPIN program totaled 16,175 entries with all entries being submitted to the National Virtual Pointer System (NVPS) for national target deconfliction. This is an increase of 23% over 13,128 entries in CY 2004.
- Midwest HIDTA Investigative Support Center requests for case support totaled 456 with an additional 432 requests made to the Watch Center. Investigative Support Center analysts prepared 134 charts and graphs during CY 2005. 46 requests for document analysis were processed by the ISC. Toll analysis requests totaled 516 during CY 2005 with an additional 80 requests for Pen Register analysis and assistance. The Watch Center assisted in obtaining 228 Drivers License Photos. A total of 1,003 work products were disseminated to law enforcement during CY 2005 by the Investigative Support Center.
- In 2005, 872 users across 147 different locations are connected to HIDTA resources via HIDTA.Net (utilizing the riss.net) an increase of 11% over CY 2004 users total of 784, and an increase of over 6% in remote locations having access to HIDTA.Net compared to the 138 locations in CY 2004.
- During CY 2005 the National Clandestine Laboratory Seizure System (CLSS) reported 144 children being exposed and affected by methamphetamine laboratories in the Midwest HIDTA region.
- The Midwest HIDTA distributed over 290,000 pieces of Drug Demand Reduction and Education material to law enforcement and governmental agencies through its partnership with the Fulfillment House during CY 2005.

## **II. INTRODUCTION**

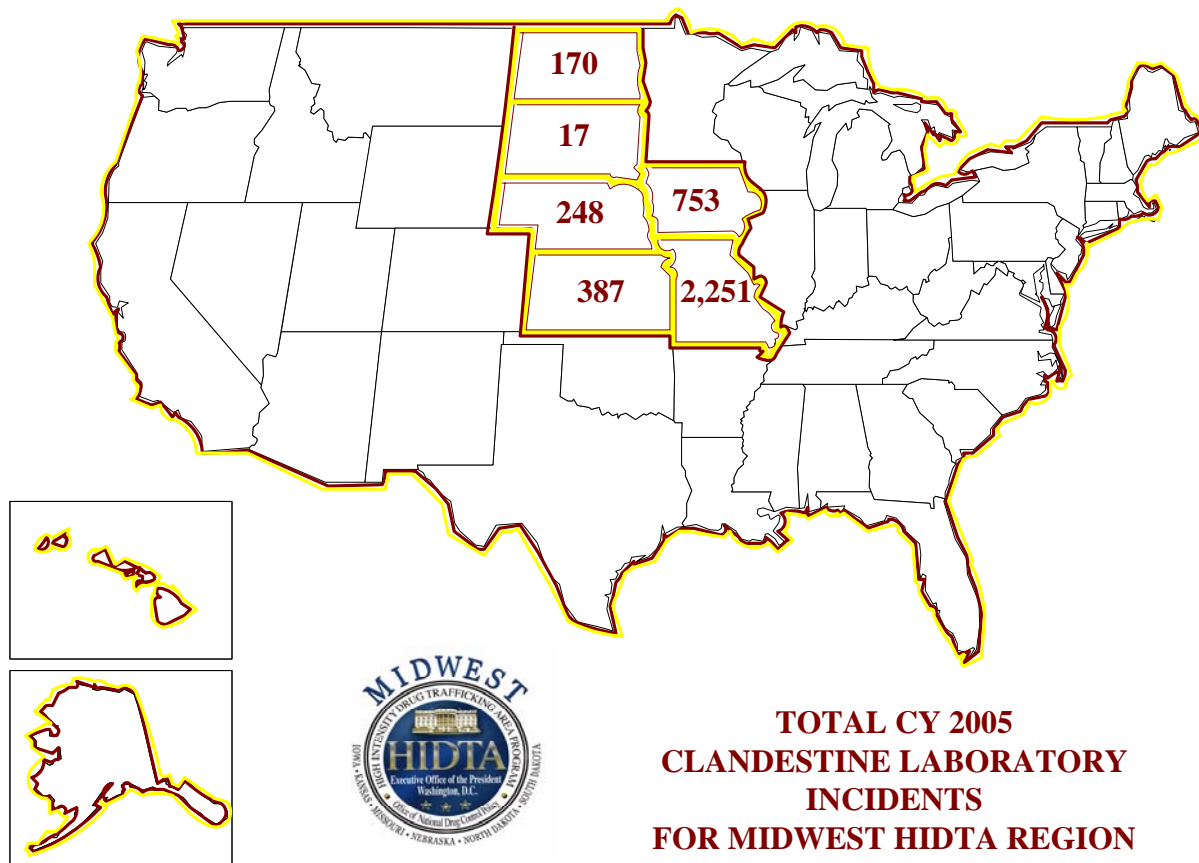
This Annual Report summarizes activities of Midwest HIDTA Initiatives for the calendar year 2005. The Midwest HIDTA is tasked with implementing the Presidents National Drug Control Strategy through regional impact on national issues. The Director of the Office of National Drug Control Policy (ONDCP) designates regions with critical drug trafficking problems adversely impacting the United States as High Intensity Drug Trafficking Areas (HIDTAs). The Midwest HIDTA, designated in 1996, consists of designated counties in Iowa, Kansas, Missouri, Nebraska, South Dakota and North Dakota. The Midwest HIDTA encompasses 74 designated counties consisting of urban core cities, statistical metropolitan areas (SMA) and suburban and rural areas with a population of approximately 8.1 million people, making the Midwest HIDTA one of the most populous of the 28 HIDTAs. Geographically, the Midwest HIDTA is located at

the crossroads of significant importation, manufacturing, and staging areas for drug trafficking organizations (DTOs). The region's location in the "Heart of America" provides a fertile environment for the production and distribution of narcotics that is either produced locally or imported into the region, primarily by organizations located in the southwest border area or Mexico.

During 2005, the most significant development in attacking clandestine manufacturing of methamphetamine was significant efforts by Midwest State legislatures in enacting tough laws regulating the key ingredient to making methamphetamine, Pseudoephedrine (PSE). Control legislation has been enacted by State legislatures during 2005 by all six states in the Midwest HIDTA. The results of precursor control have been dramatic. The Iowa Governor's Office of Drug Control Policy prepared a report concerning the *Impact of Senate File 169 on Meth Abuse in Iowa*. This report analyzed the impact of this important legislation. Between June and December 2005, Iowa meth lab incidents plummeted nearly 80% compared to the same period in 2004. Iowa control legislation was implemented on May 21, 2005. A preliminary total of 138 meth lab incidents were reported to the State for the period of June through December 2005, down from 673 for the same period in 2004. The most immediate effect of state control of precursors on community safety is the reduced threat of injury due to fire, explosion, respiratory distress and other hazards posed by toxic clandestine meth labs.

A data snapshot shows a reduction in meth-related injuries and a savings of about \$2.5 million in associated treatment costs in the State of Iowa. The reduction in meth labs also translated into a savings of time, equipment, supplies and other costs demanded of local and state law enforcement agencies. Authorities estimated that \$2 million dollars previously spent on Iowa lab responses will be freed up to address other drug enforcement priorities, including meth and other drugs smuggled into Iowa communities. Potentially those resources previously devoting significant time and effort to clandestine manufacturing can now be used on methamphetamine importation and drug distribution. Although meth lab incidents are down significantly in the Midwest region the demand for methamphetamine has not decreased. The Iowa Governor's office believes that drug trafficking organizations are filling this demand. Unfortunately, much of the supply is now in the form of crystal meth or ICE a purer form of methamphetamine. During 2005 the average meth purity seized in Iowa has increased from an average of 27% purity in 2001 to 54% purity in 2005.

When the Iowa Legislature passed Senate File 169, Oklahoma and Arkansas already had similar legislation in affect. The following states have also made PSE a Schedule V Controlled Substance; Kansas, Missouri, Minnesota, Wisconsin, and recently Illinois. The states of Nebraska, Indiana, Kentucky and Tennessee adopted similar, but less restrictive laws. North Dakota and South Dakota both passed laws placing single ingredient ephedrine/pseudoephedrine behind retail counters and enacted other purchase regulations. Both states have limited the amount of purchase per transaction.



The Midwest HIDTA Program provides infrastructure support and resources to increase the capabilities of or establish federal, state, and local intelligence driven enforcement task forces, to impact regional and national drug markets. To achieve meaningful impact results, Midwest HIDTA initiatives need clear goals (the HIDTA Program Goals); recognition of the challenges faced (a Threat Assessment); a plan to get there (a Strategy with quantifiable performance targets); and a way to document achievements (an Annual Report). The controlling HIDTA mandate is embodied by the ONDCP National Program Mission Statement:

**National HIDTA  
 Program Mission Statement**

The mission of the High Intensity Drug Trafficking Areas (HIDTA) Program is to disrupt the market for illegal drugs in the United States by assisting federal, state, and local law enforcement entities participating in the HIDTA program to dismantle and disrupt drug trafficking organizations, with particular emphasis on drug trafficking regions that have harmful effects on other parts of the United States.

A basic tenant of the National Drug Control Strategy is that any market disruption leads to a potential reduction in the availability of drugs to consumers. One key to HIDTA effectiveness is federal, state and local collocated joint Intelligence Centers for information sharing. The initiatives of the Midwest HIDTA support the market identification and control strategy, which

disrupts the illegal distribution market, and reduces the harmful consequences of drug trafficking.

### **MIDWEST HIDTA Vision Statement**

The vision of the Midwest HIDTA is through cooperative efforts; improve the quality of life for our citizens by significantly reducing the harmful consequences of drug abuse in the Midwest region. In concert with the demand reduction community, supply reduction initiatives supported by HIDTA will disrupt drug markets by attacking trafficking organizations and significant targets. This disruption will measurably reduce drug production and drug trafficking.

The HIDTA Program recognizes the importance of state and local law enforcement input into the regional enforcement strategy. The National Drug epidemic is in reality a network of related and unrelated regional and local drug abuse problems and the markets that supply them. A targeted strategy, implemented locally, produces greater immediate impact; while at the same time provides avenues for further investigation into national and international trafficking groups.

Each designated region or HIDTA is different, with different problems, needs and resources. Funding to assist state and local law enforcement personnel to participate in these federal initiatives is critical to the success of advancing the Market Control Strategy. State and local agencies are facing critical revenue shortages from general funds. The loss or significant reduction of federal funding, through elimination of JAG (Byrne), COPS, or OJP funds, further strains the ability of HIDTA to sustain infrastructure to support federal, state, and local intelligence driven task forces. With limited federal resources in many areas of the Midwest, the need of federal agencies for state and local manpower is even greater to achieve national enforcement goals. HIDTA Program funds are used to build infrastructure for full time enforcement task forces.

The HIDTA program has enjoyed wide acceptance by the heads of state and local law enforcement agencies for two important reasons. Under HIDTA, state and local leaders join with their federal counterparts as an equal partner to determine the direction of their individual HDTAs, which provides a balanced approach to strategy development. There is no other cooperative endeavor of this magnitude in law enforcement today. Secondly, the HIDTA program has been able to project a degree of neutrality by its placement within ONDCP, which as an agency does not compete for valuable HIDTA resources.

The many Interstate highway and public transportation routes crossing the Midwest show a significant amount of smuggling activity of illegal drugs into and through the area as well as cash being returned to importers located in Mexico or the Southwest Border. During CY 2005 Interdiction initiatives were established in Nebraska, Kansas, North Dakota and South Dakota adding to the existing initiatives in Iowa and Missouri. During CY 2005, the Midwest HIDTA Investigative Support Center expanded a Midwest HIDTA Highway interdiction program documenting and sharing intelligence on significant seizures reported to the ISC. The majority of these seizures were along pre-identified major interstate corridors.

These active interdiction efforts have resulted in significant drug removals and seizures, as well as establishing and identifying links to major Drug Trafficking Organizations (DTOs) and CPOT investigations. Reality indicates that international trafficking occurs some distance away from the actual border. Significant resources are being placed at U.S. Borders to combat the entry of terrorists, illegal aliens, and Weapons of Mass Destruction. This effort is of utmost importance and needed. However, the emphasis on international sources of supply and the border is leaving a void in the detection of illegal narcotics moving through the interior of the country. Much of these drugs are being delivered to and through the Midwest HIDTA region.

### **Midwest HIDTA Mission Statement**

The mission of the Midwest HIDTA is to reduce drug availability in critical and identified markets by creating and supporting intelligence driven enforcement task forces aimed at eliminating or reducing domestic drug trafficking. This mission is accomplished through enhancing and helping to coordinate drug trafficking control efforts among federal, state, and local enforcement agencies. Central to this mission is the expansion of cooperative, multi-jurisdictional law enforcement task forces, improvement in interagency collaboration, and the sharing of accurate and timely information and intelligence among participating agencies.

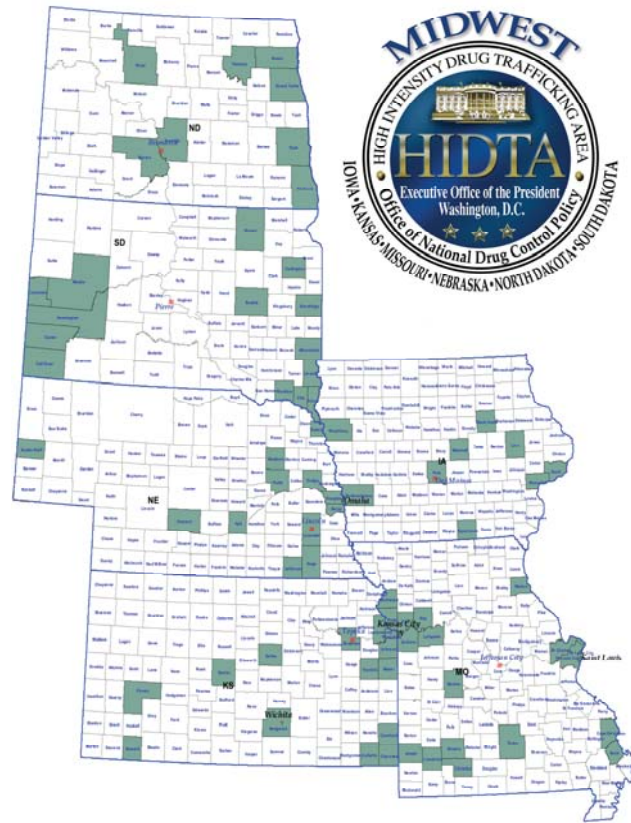
Reporting Period: This Annual Report covers the reporting period January 1, 2005 to December 31, 2005.

Budget Allocation: During this reporting period, ONDCP allocated \$12,516,550 for Midwest HIDTA operations. In addition, during FY 2005 the Midwest HIDTA received supplemental funds for specific projects at various locations in Midwest HIDTA. This supplemental funding included \$150,000 for Accelerated Domestic Market Disruption (ADMD) in St. Louis, Missouri, \$40,000 for Regional Drug Trafficking investigation by the DEA Wichita Task Force and \$100,000 for the Jasper County Drug Task Force. \$100,000 in supplemental FY 2005 funds provided to the Missouri Highway Patrol for targeting major traffickers utilizing interstate highways, traveling to and through HIDTA designated counties and worked by HIDTA Initiatives. In addition, Iowa Highway Patrol received \$75,000 to target primary trafficking routes through Iowa, Kansas received \$75,000, Nebraska received \$50,000, South Dakota received \$50,000 and North Dakota received \$50,000 all to target primary drug trafficking routes as designated by the National Drug Intelligence Center (NDIC) in conjunction with HIDTA task forces.

Geographic Area of Responsibility:

- Iowa- Muscatine, Polk, Pottawattamie, Scott, Marshall, Black Hawk, Appaloosa, Woodbury and Linn counties.
- Kansas- Cherokee, Crawford, Johnson, Labette, Leavenworth, Saline, Seward, Barton, Sedgwick, Finney, Shawnee, Miami, Franklin, and Wyandotte counties.

- Missouri- Cape Girardeau, Christian, Clay, Jackson, Lafayette, Lawrence, Ray, Scott, St. Charles, Greene, Benton, Buchanan, Jasper, Texas, Platte, Marion, and St. Louis counties.
- Nebraska-Dakota, Dawson, Douglas, Hall, Lancaster, Sarpy, Madison, Dodge, Gage, Jefferson, Platte, and Scott's Bluff counties.
- South Dakota- Clay, Codington, Custer, Fall River, Lawrence, Lincoln, Meade, Minnehaha, Pennington, Union, Brown, Brookings, Beadle, and Yankton counties.
- North Dakota- Burleigh, Cass, Grand Forks, Morton, Ramsey, Richland, Walsh, and Ward counties.



### III. NATIONAL HIDTA GOALS

HIDTAs nationally have two specific goals to achieve which guide all HIDTA initiatives and activities. The Midwest HIDTA has developed an individual strategy to meet Midwest regional drug threats and in conjunction with national objectives:

**NATIONAL HIDTA GOALS**

**Goal 1:** Disrupt the market for illegal drugs by dismantling or disrupting drug trafficking and/or money laundering organizations; and

**Goal 2:** Improve the efficiency and effectiveness of HIDTA initiatives.

The National HIDTA Program Goals are target objectives, which Midwest HIDTA Initiatives strive to achieve and form the basis for performance and outcome measurements. Each initiative funding request must present programmatic and fiscal justification that is based on its impact on the regionally implemented Threat Assessments. Each initiative must articulate how they address the threat and demonstrate through the performance measurement program how initiative funding has assisted Midwest HIDTA to meet its desired outcome.

The Midwest HIDTA Executive Board is involved in all aspects of strategy and policy development and systematically and routinely reviews the operational efforts through a coordination and management subsystem to meet the Midwest HIDTA Goals.



#### IV. SUMMARY OF THREAT ASSESSMENT FOR BUDGET YEAR 2005

During CY 2005, the Midwest HIDTA supported forty drug enforcement task forces and forty-eight initiatives in seventy-four HIDTA designated counties. Additionally, a four-county threat assessment was prepared for Franklin, Cole, Boone and Jefferson counties in Missouri and submitted to ONDCP for consideration of HIDTA designation. During CY 2005 Midwest HIDTA supported task forces and initiatives effectively used HIDTA program resources to investigate a growing number of organizations that posed significant threats to communities throughout our region. The Midwest HIDTA region continues to provide a fertile environment for the importation, manufacture and distribution of narcotics.

The threat outlook for the Midwest HIDTA can best be discussed by focusing on two distinct areas, urban and rural. The most significant problem in the urban areas of the Midwest HIDTA continues to be crack cocaine and the violence related to its distribution and use. The larger urban areas of St. Louis, Kansas City, and Omaha continue as national highway transportation hubs for the trafficking and distribution of narcotics. Mexican drug trafficking organizations continue to dominate the wholesale transportation and distribution of imported methamphetamine and other illicit drugs. New laws affecting the availability of pseudoephedrine are expected to compound the problem as locally produced methamphetamine declines. The Mexican drug trafficking organizations use traditional transportation routes and concealment techniques along with other new and creative methods to deliver their product.

An example of the threat to the Midwest HIDTA area and the cooperation between local, state, and federal agencies was illustrated when The Internal Revenue Service; Kansas City, Kansas Police Department; Kansas City, Missouri Police Department; Bureau of Immigration and Customs Enforcement; Federal Bureau of Investigation; Overland Park Police Department; and Johnson County Sheriff's Office conducted a complex financial investigation on a local trafficking organization. The investigation identified significant assets and tracked proceeds back to Mexico. Over a 31-month period, this organization made \$14,530,000 in gross sales. This figure includes \$11,760,000 in marijuana sales in addition to \$4,300,000 in cocaine sales. \$1,545,000 in shipments and currency was seized by law enforcement.

Drugs such as MDMA, Heroin, PCP, GHB, Psilocybin mushrooms, and "other" drugs were available within the region and are expected to continue to pose a threat. As the popularity of these drugs continue to pose a threat throughout the Midwest, law enforcement will face a growing challenge to effectively deal with this problem. Sharing of criminal information and intelligence in a timely fashion will be critical to the successful disruption and/or displacement of Drug Trafficking Organizations.

The Midwest HIDTA continues to focus and further refine threat areas to maximize enforcement activities and expected impacts. For CY 2005 these areas of primary and secondary threat have been defined.

**Primary Markets Identified:** St. Louis City, St. Louis County, and greater SMA. Kansas City, Missouri and Kansas, and the greater SMA. Omaha, Nebraska and the greater SMA; Des Moines, Iowa, and the greater SMA, (including Cedar Rapids, Iowa). Clandestine methamphetamine manufacturing hotspots occurring within designated areas.

**Secondary Markets Identified:** Springfield, Missouri and I-44 importation corridor; Wichita,

Kansas and Garden City, Kansas and I-35, I-70 importation corridor; Lincoln, and Grand Island, Nebraska and the I-80 importation corridor; Sioux City, Iowa, Sioux Falls, South Dakota, and the I-29 importation corridor; Rapid City, South Dakota and the I-90 importation corridor; Fargo, North Dakota, SMA and I-29 to Canadian Border importation area.

## V. HIDTA STRATEGY SUMMARY

A summary of the Midwest HIDTA 2005 Strategy is provided below for informational purposes, full details of this strategy can be found in **The Midwest HIDTA 2005 Strategy**.

A balanced partnership approach produces a regional threat assessment that has documented a need to commit personnel and resources to mutual drug control efforts. Midwest HIDTA region's position in the "Heart of America" places it in a unique environment for production, cultivation, and distribution of illegal narcotics that is either produced locally or imported by organizations primarily located in the Southwest Border region. During 2005, Midwest HIDTA had 48 Initiatives including 35 task forces to support its strategy. Midwest HIDTA also had support initiatives to include forensic lab initiative, prosecution initiative, as well as management and coordination initiative in the Office of Director. Midwest HIDTA also has a Technology initiative for connectivity as well as an Intelligence initiative centered by the Investigative Support Center (ISC).

The Midwest HIDTA Executive Board, through formed advisory committees and in conjunction with participating agencies, has identified primary and secondary threats, determined mission, and developed enforcement strategies and initiatives to implement the mission of the HIDTA Program. The Executive Board and the Midwest HIDTA Director, in cooperation with other subcommittees, coordinate the integration and synchronization of all participating agencies' initiatives to ensure a unified effort in achieving the mission of the Midwest HIDTA. The Midwest HIDTA also maintains a working relationship with other governmental and non-governmental programs addressing drug abuse issues. The Office of the Director, as the primary management and coordination initiative of the Midwest HIDTA is collocated with the Investigative Support Center in Kansas City, Missouri. Director's field program staff assists and provides coordination support to regional task forces and HIDTA initiatives. Their offices are located within donated office space in five of the six states involved in the Midwest HIDTA Program.

The Midwest HIDTA Executive Board is composed of representatives from twelve federal and twelve state and local enforcement agencies. The Board, selected by their peers according to guidance from ONDCP, is currently chaired by the Director, North Dakota Bureau of Criminal Investigation, with the Special Agent in Charge of the Drug Enforcement Administration, St. Louis Field Division serving as the vice-chair. The Executive Board provides oversight, policy guidance, review and approval of all initiatives and budgets submitted to ONDCP. The HIDTA Directors staff provides day-to-day program and administrative management and serves as a conduit to the participating agencies for directives, policy, and related administrative information required by ONDCP and the Midwest HIDTA Executive Board.

The Midwest HIDTA staff provides day-to-day oversight to the HIDTA program through its review process. In addition to reviewing every state and local reimbursement request, on site contacts with the task forces and fiduciaries are on going. This includes review of expenditures and the tracking of inventory. In addition, the ONDCP outside auditor KPMG Accounting firm

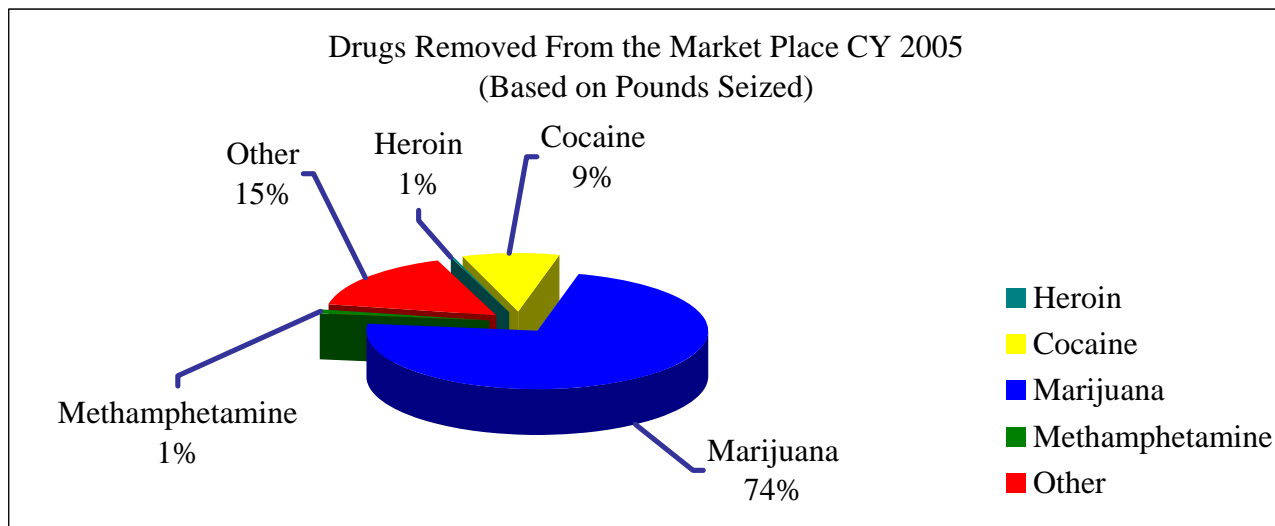
visited the Iowa Forensic Lab initiative, Iowa DPS regarding the intelligence analyst position and the Muscatine Police Department and reported no findings in the fiscal administration of funds expended in the respective initiatives.

The Midwest HIDTA has developed a cohesive and comprehensive regional program. Initiatives focus on reducing and disrupting the importation, distribution, and manufacturing of illegal narcotics. Additionally, the Midwest HIDTA strives to enhance the public awareness of the social, economic and environmental dangers of drug abuse, improve the systematic sharing of intelligence and increase officer safety as it relates to the investigation of clandestine laboratories. Midwest HIDTA initiatives were organized into and support five counter-drug subsystems, with each subsystem integral to the success of the Midwest HIDTA. These subsystems are identified as follows along with examples of the results achieved by Midwest HIDTA Initiatives during 2005.

### 1. Intelligence Subsystem

The Midwest HIDTA was instrumental in the development of the National Virtual Pointer System. The National Virtual Pointer System continues to expand and improve. The system went active on June 29, 2004. The Midwest HIDTA during CY 2005 received over 104,000 requests and responded with 4,486 positive responses sent. Success stories regarding agency notifications of separate investigations with the same targets continue. Through the NVPS system valuable contacts between separate agencies or task forces took place enabling detectives and agents to share valuable intelligence regarding ongoing investigations. What began as a small beta test has evolved into a National Project supported by DOJ and ONDCP. Participating agencies, task forces and HDTAs continue to join this Virtual Pointer system making law enforcement more efficient and effective.

### 2. Investigative Subsystem



9,219 individuals were arrested for drug violations by Midwest HIDTA initiative task forces during CY 2005. Task forces seized 1,684 firearms during the course of these investigations, an increase of 12% over CY 2004 firearm seizures. HIDTA Task forces seized 508 pounds (231 kilograms) of methamphetamine and 167 pounds (76 kilograms) of methamphetamine ICE

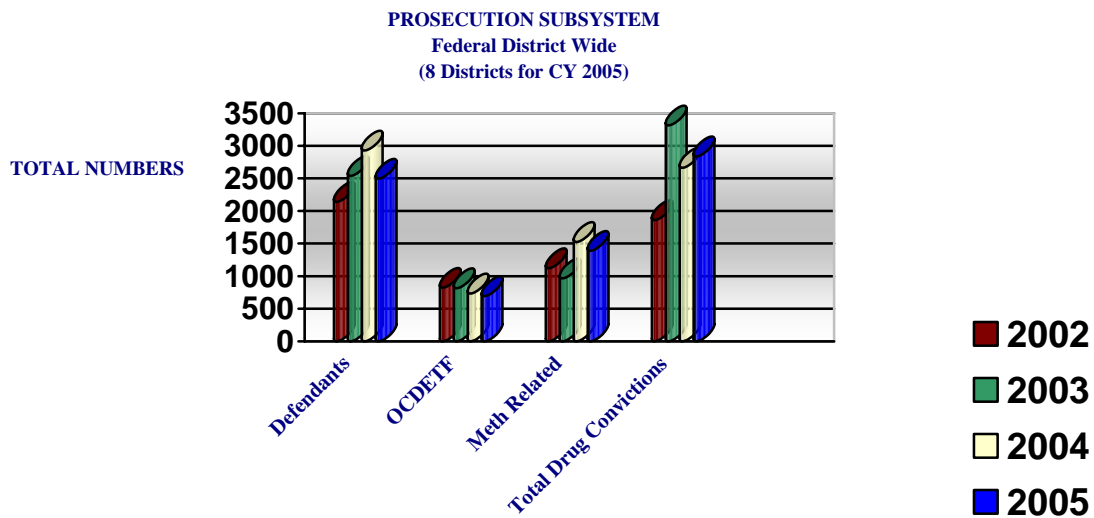
during CY 2005. 6,756 pounds (3,071 kilograms) of cocaine was seized by HIDTA Initiatives during CY 2005, an increase of 165% for CY 2005 due to the addition of State highway interdiction efforts in MO, IA, and KS.

Task Forces identified 259 new Drug Trafficking Organizations (DTOs) during CY 2005, 133 were local DTOs, 116 DTOs designated as multi-state, 14 designated CPOT investigations and 10 International DTOs identified. During CY 2005, 132 DTOs were disrupted and 42 DTOs were dismantled. 59 DTO investigations during CY 2005 were designated as OCDETF cases.

### 3. Forensic Lab Enhancement Subsystem

During CY 2005, forty thousand drug exhibits and cases were submitted to federal, state, and local forensic laboratories receiving HIDTA assistance. Over one-hundred and twelve thousand drug samples were tested by the laboratories, with significant aid rendered to task forces and prosecutors based on reduced turn around time for exhibit analysis.

### 4. Prosecution Subsystem



Federal defendants charged with drug violations for the six state region totaled 2,497 by the 8 federal Districts within Midwest HIDTA. Of these 1,388 individuals were charged with methamphetamine offenses. Of the 2,497 individuals charged during CY 2005, 694 were result of OCDETF investigations. Federal drug convictions totaled 2,839 a 10% increase from CY 2004 convictions. There were 6,279 state drug prosecutions as a result of HIDTA task force investigations.

### 5. Demand Reduction Subsystem

During CY 2005, Midwest HIDTA distributed 290,000 pieces of Drug Demand Reduction and Education material to law enforcement and government agencies through its partnership with the Fulfillment House. To date, Midwest HIDTA has distributed approximately 2.3 million pieces of Drug Demand Reduction and Education materials and an additional 6.7 million drug demand reduction door hangers.

The Midwest HIDTA has developed a cohesive, comprehensive program to accomplish the core measures of the HIDTA Program: *reducing drug availability in identified markets, reducing the harmful consequences of drug trafficking, and improving the efficiency and effectiveness of law enforcement organizations within HIDTA.*

## VI. HIDTA Performance Measures

The Office of National Drug Control Policy has highlighted the need to establish performance milestones and measurable goals, output and outcome measures appropriate for program evaluation progress and a process for collecting and reporting data. The Midwest HIDTA is committed to demonstrate effective performance by developing and achieving meaningful, outcome oriented, performance targets. The importance of developing a performance monitoring system is hampered by the realization that limited data sources are available to measure the relationship between drugs and crime, or to measure law enforcement's impact on drug trafficking. Outcomes are the results of program outputs or products that signify progress toward program goals. Outcomes are usually expressed as an *intended change, such as a better-trained officer, or more efficient and effective investigation capability, or disruption of a drug trafficking organization.* Impacts are long-term outcomes, and are the broader, indirect effects of policies and programs. Impacts also may be reflected in measures external to the program, and require a rigorous evaluation before establishing a cause and effect relationship between a program and its impact. The National Drug Control Strategy documents and identifies the HIDTA Programs goal to impact the availability of drugs in identified illicit markets and disrupt the activity of priority trafficking organizations, as the expected impact of the HIDTA Program.

### A. Performance Measures for Goal 1

**Table 1 – Percentage of DTOs and MLOs Disrupted or Dismantled, 2005**

Percentage of DTOs and MLOs Disrupted or Dismantled for Year 2005 at Midwest						
Year	DTOs Identified	Total Targeted	# Disrupted	% of Targeted Disrupted	# Dismantled	% of Targeted Dismantled
Begin 2005	327	320	166	52%	53	17%
During 2005	259	257	132	51%	48	19%
Total 2005	586	577	298	52%	101	18%

**Table 2 - Percentage of DTOs Disrupted or Dismantled by Scope, 2005**

Percentage of DTOs and MLOs Disrupted or Dismantled by Scope for Year 2005, at Midwest [ALL DTOs; MLOs included]								
Scope	# Identified	# Targeted	# Disrupted	% of Targeted Disrupted	# Dismantled	% of Targeted Dismantled	Total Disrupted or Dismantled	Total % Disrupted or Dismantled
International	51	50	28	56%	3	6%	31	62%
Multi-state	242	238	121	51%	43	18%	164	69%
Local	293	289	149	52%	55	19%	204	71%
Total	586	577	298	52%	101	18%	399	69%

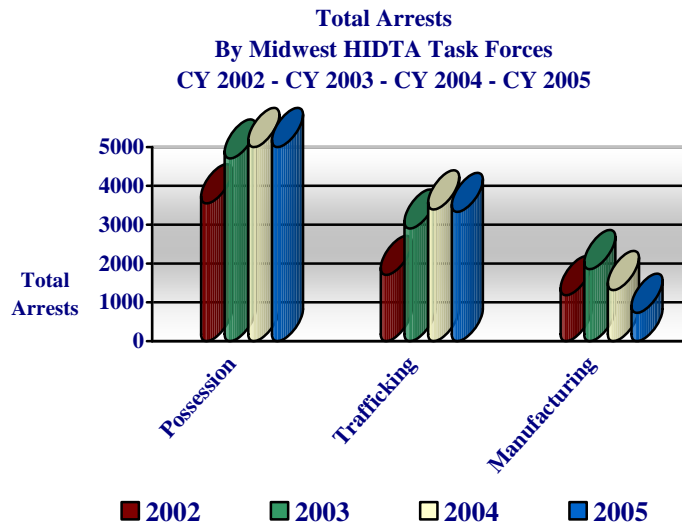
**Table 3 – Percentage of Money Laundering Organizations Disrupted or Dismantled by Scope, 2005**

Percentage of Money Laundering Organizations Disrupted or Dismantled by Scope for Year 2005, at Midwest								
Scope	# Identified MLOs	# Targeted	# Disrupted	% of Targeted Disrupted	# Dismantled	% of Targeted Dismantled	Total Disrupted or Dismantled	Total % Disrupted or Dismantled
International	2	2	0	0%	0	0%	0	0%
Multi-state	4	4	2	50%	0	0%	2	50%
Local	2	2	0	0%	0	0%	0	0%
Total	8	8	2	25%	0	0%	2	25%

**Table 4 – Operational Scope of All DTO and MLO cases initiated 2005**

Operational Scope of All DTO and MLO Cases Initiated for Year 2005, at Midwest				
Scope	# CPOT Cases	# RPOT Cases	# OCDETF Cases	% OCDETF of Total DTOs Targeted
International	2	0	5	10%
Multi-state	11	14	25	11%
Local	1	3	31	11%
Total	14	17	61	11%

Table 4 reflects the activities of the OCDETF Program in 2005 pertaining to HIDTA designated task force investigations. Through the efforts of the Midwest HIDTA task forces significant arrests and seizures occurred during CY 2005 by vigorously investigating identified organizations.



There were also 17 arrests for money laundering violations by Midwest HIDTA task forces. All Midwest HIDTA task forces made a total of 9,219 arrests during CY 2005. The inherent violent nature of drug trafficking is evident in the 1,684 firearms seized by Midwest HIDTA task forces during CY 2005.

### Investigative Case Examples

The Sioux Falls Area Drug Task Force serves a population base of approximately 250,000 to 300,000 in and surrounding the Sioux Falls metropolitan area and is part of Midwest HIDTA. The task force is collocated within the Sioux Falls Police Department, the lead agency.

During early June of 2004, the Sioux Falls Police Patrol Division arrested an individual who was in possession of ½ gram of cocaine. This individual decided to cooperate and became a confidential informant. A series of buys followed as well as obtaining telephone tolls, surveillances, and interviews with several user level customers. In late summer and early fall of 2004, a final buy was attempted and surveillance identified a storage locker that served as the stash location. Over 1 pound of cocaine and 30 lbs. of marijuana was seized. As a result of the stash owner’s cooperation and a Federal proffer, the investigation continued to two high level distributors in the Laredo, Texas and North Carolina area. An OCDETF case was opened (TEXKOTA) on this group. Two individuals were eventually arrested in early 2005, and wound up cooperating with Task Force Agents that led to the main supplier out of Laredo, Texas. The supplier is linked to a crime family (C-POT) operating in Texas and Mexico. After agents from the Task Force traveled to Laredo, the supplier and a close associate were arrested and were booked into the Minnehaha, County Jail in June of 2005.

Several spin-off cases were also developed as a result of this investigation including; a person, who had been distributing cocaine and methamphetamine in the Sioux Falls area for the past number of years and; another individual, who was a major crack cocaine dealer in the Sioux Falls area. The two individuals produced the crack from the cocaine hydrochloride obtained from the local Mexican supplier and his associates. All of the above individuals have been or are being prosecuted through the US Attorney’s Office in Sioux Falls. The group was responsible

for distributing 10-15 kilograms of cocaine and nearly 100 pounds of marijuana in the Sioux Falls area during the short time they were operating there.

On April 18, 2005, the Bismarck Metro Area Narcotics Task Force (MANTF) signed up a confidential informant (Informant #1), that had ties to local powder cocaine circles. This informant was forwarded to the MANTF by the North Dakota Highway Patrol and worked with the MANTF on a Driving Under the Influence of Alcohol charge.

Informant #1 was used on two separate incidents to purchase powder cocaine from Informant #1's supplier. This individual was identified as an individual that deals in ounces of powder cocaine. The drug transactions took place on April 18, 2005, and on April 20, 2005. These deals allowed the MANTF to obtain a search warrant for a drug storage house and led to the apprehension of two other individuals that dealt in cocaine and prescription drugs.

The MANTF then met with Informant #1's supplier and signed up this individual (Informant #2), as a confidential informant. The MANTF then contacted city, county and federal law enforcement agencies and requested their assistance with the investigation. A Drug Trafficking Organization (DTO) was identified and a joint law-enforcement operation began.

The MANTF then used Informant #2 on two separate incidents to purchase powder cocaine from Informant #2's supplier. This supplier was identified as an individual that deals in pounds of powder cocaine that comes out of the Tacoma, Washington area. These drug transactions took place on May 5, 2005, and on May 9, 2005.

With these controlled drug transactions and information from Informant #2, the MANTF obtained and executed a drug search warrant on Informant #2's supplier, on May 11, 2005. The search warrant positively identified the main supplier in the area and led to the seizure of powder cocaine, U.S. currency, handguns, and property.

On May 12, 2005, the MANTF continued follow-up interviews with Informant #2's supplier. These interviews led to signing up the supplier (Informant #3) as a confidential informant, and the release of drug monies that Informant #3 had stashed in a cold storage unit inside a vehicle. Informant #3 released an additional \$184,130.00 in drug proceed monies to the MANTF.

Informant #3 was then used to arrange a buy/bust scenario for powder cocaine with Informant #3's supplier. This individual was identified as an individual that deals in kilograms of cocaine, and lives in Tacoma, Washington. The controlled drug transaction took place on June 10, 2005, and led to the apprehension of two trafficking suspects and the seizure of 993.88 grams of powder cocaine. The two apprehended traffickers were interviewed by MANTF and DEA agents. The interviews led to the identification and targeting of numerous drug connections that deal in both cocaine and heroin in the Tacoma, Washington area.

In October 2004, the DEA Des Moines HIDTA Task Force opened an investigation entitled Operation Storage Locker targeting a large-scale poly-drug organization distributing cocaine, methamphetamine and marijuana in and around the Des Moines, Iowa, metropolitan area. While poly-drug in nature, the majority of the trafficking involved the importation of powder cocaine to Iowa by Mexican Nationals, which was then converted to crack cocaine by a primarily African American, controlled organization for distribution in Des Moines. Through a series of undercover purchases, the pooling of intelligence and investigative efforts, Title III Intercepts were initiated on 5 telephones of key organization members in Des Moines.



In coordination with DEA Headquarters Special Operations Division (SOD) and the sharing of information by the DEA Des Moines HIDTA Task Force with other participating DEA offices, Operation Storage Locker became an integral part of a world wide DEA SOD OCDETF Priority Target Organization investigation entitled Operation Three Hour Tour.

On August 18 and 19, 2005, take downs were conducted in Des Moines, Iowa, involving approximately 175 law enforcement officers in coordination with simultaneous enforcement operations in Colombia, Los Angeles, California, New York, and New Haven, Connecticut.

Operation Storage Locker since its inception has resulted in the arrest of 48 individuals. Seizure totals associated with the dismantling of this organization include approximately 40 pounds of methamphetamine, 4 kilograms of powder cocaine, 10 ounces of crack cocaine, 105 pounds of marijuana, \$997,000.00 US currency, 14 vehicles and 10 handguns.

As a result of coordinated efforts, Operations Three Hour Tour and Storage Locker have resulted in the arrest of 162 suspects and the seizure of \$6,004,707.00 US currency, 3,550 pounds of cocaine, 155 pounds of methamphetamine, 15 pounds of heroin, 10,000 dosage units of MDMA (ecstasy), 10 ounces of crack cocaine, 216 pounds of marijuana, 60 vehicles and 66 firearms. These investigations resulted in the simultaneous dismantlement of three major transportation cells/groups and 27 distribution cells/groups involved in poly-drug trafficking throughout the United States. These drug trafficking groups have been responsible for distributing millions of dollars worth of dangerous drugs and smuggling these profits out of the United States. This investigation received national and international attention and was highlighted by DEA Administrator Karen Tandy as a major success during an Attorney General press conference reference the U.S. Government's Methamphetamine Initiative on August 30, 2005.

Operation Storage Locker was worked jointly by the DEA Des Moines HIDTA Task Force, the Iowa Division of Narcotics Enforcement (DNE), the Mid Iowa Narcotics Enforcement Task Force (MINE), the Des Moines Police Department (DMPD), the 18 County Clan Lab Task Force, the United States Attorneys Office for the Southern District of Iowa, and the Polk County Attorneys Office.

**Table 5 - Drugs Removed from the Marketplace, 2005**

<b>Drugs Removed from the Marketplace for Year 2005, at Midwest</b>		
<b>Drugs Seized (kg or D.U.)</b>	<b>Amount Seized (kg or D.U.)</b>	<b>Wholesale Value</b>
heroin kg	112.755	\$11,263,998
cocaine HCL kg	3071.304	\$70,639,992
crack cocaine kg	33.010	\$829,376
marijuana kg	25316.824	\$51,899,489
marijuana plants and grows	3593.925	\$7,367,546
methamphetamine kg	231.503	\$3,310,492
methamphetamine ice kg	75.423	\$1,825,236
ecstasy(MDMA)(D.U.s)	182703.000	\$2,454,906
Ephedrine	5.629	\$80,494
Hashish	0	\$0
Khat	0.258	\$103
LSD	5324.000	\$21,296
Magic mushrooms Constituent of	75.000	\$371,250
Marijuana (Hydroponic)	58.220	\$512,336
Psilocybin	229.109	\$1,108,887
<b>Total Wholesale Value</b>		<b>\$151,685,405</b>

Midwest HIDTA task forces had a significant amount of drug removals and seizures during CY 2005. Interestingly, even though methamphetamine continues to be a significant area of focus during CY 2005, Midwest HIDTA task forces seized over three tons of cocaine during the year. A great deal of these significant removals and drug seizures are the result of the increased effort of law enforcement interdiction on identified drug trafficking routes crossing the Midwest HIDTA region.

\* Drug wholesale prices based on National Drug Intelligence Center (NDIC) National Illicit Drug Prices December 2005 Product No. 2006-L0424-005.

**Table 6 - Return on Investment (ROI) for Drugs Removed from the Marketplace by Law Enforcement Initiatives, 2005**

Midwest Return on Investment (ROI) for Drugs Removed from the Marketplace by Law Enforcement Initiatives by Year					
Year	Budget	Baseline Drug Wholesale Value	Targeted Drug ROI	Drug Wholesale Value Removed From Market	Actual Drug ROI
2005	\$10,835,779	\$0	\$8	\$151,685,405	\$14

**Table 7 - Return on Investment (ROI) for Assets Removed from the Marketplace by Law Enforcement Initiatives, 2005**

Midwest Return on Investment (ROI) for Assets Removed from the Marketplace by Law Enforcement Initiatives by Year							
Year	Budget	Baseline Value of Drug Assets	Targeted Asset ROI	Value of Drug Assets Removed from Market			Actual Asset ROI
				Cash	Other Assets	Total	
2004	\$11,875,286	\$30,280,651	\$0	\$0	\$0	\$0	\$0
2005	\$10,835,779	\$30,280,651	\$2	\$25,466,828	\$4,813,826	\$30,280,654	\$3

An example of Midwest HIDTA task forces ability to remove drugs and assets from the market place is as follows:

The Kansas City Interdiction Task Force (KCITF) is a DEA led, multi-agency task force that targets drug trafficking organizations utilizing private or commercial modes of transportation, shipping or Hotels and Motels to facilitate the delivery of drugs or proceeds. The interception of drug and money couriers directly impacts Drug Trafficking Organizations operating in Kansas City and throughout the nation.

During the period of January 1, 2005 through September 1, 2005, the KCITF initiated 68 cases, reported 125 arrests, obtained high conviction rates and seized \$2,085,241.00 in assets. During that same time, the KCITF achieved the following drug removals: 422 kilograms (kg) cocaine, 4,152 kg marijuana, 39 kg methamphetamine, five kg of Heroin, 10 liters of PCP and 3,000 dosage units of MDMA. The KCITF conducted seven controlled delivery operations to the following cities: Fargo, Chicago, Raleigh, Cleveland, Indianapolis and two to Detroit. The KCITF received eight controlled delivery operations into Kansas City from various federal, state and local agencies.

## Derivative Case Example

On February 3, 2005, a Kansas Highway Patrol Trooper stopped a van occupied by male and female on I-70 near Hays, Kansas, for a traffic violation. A subsequent consensual search of their van yielded 166 kg of cocaine hidden inside commercial grade speaker boxes. The KCITF debriefed the male suspect, who admitted he was to deliver the cocaine to Romeoville, Illinois. He further identified a second cocaine-laden van headed to a Ramada Inn near the Newark Airport. Through coordination with the DEA Special Operations, the Grand Junction Resident Office and the New Jersey Division, the load driver was located in Newark and the New Jersey Division agents recovered an additional 140 kg of cocaine. The third defendant also cooperated and three additional suspects were arrested as they took possession of second load van. Simultaneously, KCITF agents drove the first two defendants, 166 kg of cocaine and the van to Chicago, arriving on February 4, 2005. DEA Chicago executed the controlled delivery in Romeoville and arrested the seventh subject, who claimed his Uncle was driving a third van containing bulk currency to his house in Las Vegas. Chicago agents contacted DEA Las Vegas who later observed the Uncle as he arrived at his residence in a van; they arrested suspect number eight and seized \$2,400,000.

KCITF agents also provided the Los Angeles Division with directions to a Sherman Oaks residence where first defendant claimed to have previously collected cocaine. On February 5, 2005, Los Angeles agents executed a search warrant at the Sherman Oaks residence and recovered drug ledgers, money counters and arrested two more suspects, including the registered owner of the load van in Las Vegas. The Newark Division subsequently initiated three Title III cellular intercepts with funding and coordination with DEA Special Operations Division.

The combined efforts of the Kansas Highway Patrol and six DEA offices culminated in the arrests of 10 suspects, the seizures of 308 kg of cocaine and \$2.4 million in cash. These actions created a significant disruption to a now documented Drug Trafficking Organization.

**Table 8 - Total Return on Investment (ROI) for Drugs and Assets Removed from the Marketplace by Law Enforcement Initiatives, 2005**

Midwest Total Return on Investment (ROI) for Drugs and Assets Removed from the Marketplace by Law Enforcement Initiatives by Year					
Year	Budget	Drugs and Assets Baseline	Targeted Total ROI	Drugs and Assets Removed from Market	Actual Total ROI
2004	\$11,875,286	\$128,636,869	\$8	\$98,356,218	\$8
2005	\$10,835,779	\$128,636,869	\$10	\$181,966,059	\$17

Midwest HIDTA task forces were extremely effective in removing drugs and assets from the marketplace.

**Table 9 - Prosecution Outputs and Outcomes, 2005**

Prosecution Outputs and Outcomes by Year at Midwest HIDTA				
Year	Investigations Baseline	Investigations Projected	Investigations Handled	% Handled
2004	1649	1343	1649	123%
2005	1649	1626	1411	87%

The Midwest HIDTA Special Assistant United States Attorney (SAUSA) Initiative is designed to enhance the resources of these U.S. Attorneys' Offices to ensure that additional trafficking cases are aggressively prosecuted at the federal level. Many of the Midwest HIDTA funded SAUSAs are cross-designated to assist state prosecutors in their area. Additionally, the SAUSAs specializing in methamphetamine cases will be able to follow trends in distribution, manufacturing, precursor chemicals, organizations and legislation impacting illegal drug use resulting in more efficient investigations and prosecutions.

Of the 2,497 individuals indicted for drug offenses during CY 2005 in the eight Federal Districts, 1,411 were the direct result of HIDTA task forces. Over 57% of the drug indictments of the 8 federal judicial districts in Midwest HIDTA are the result of Midwest HIDTA task force investigations. During CY 2005, 2,839 individuals were convicted in the eight Federal Districts comprising Midwest HIDTA. 1,673 of those individuals convicted of drug offenses in the eight Federal Districts were the result of investigations by HIDTA task forces.

**Table 10 - Value of Clandestine Methamphetamine Labs Dismantled in 2005, by Size**

Value of Clandestine Methamphetamine Laboratories Dismantled by Size for Year 2005, at Midwest			
Meth Cost Per Ounce		\$675.00	
Lab Size	ID/Targeted	Dismantled	Value of Labs Dismantled
A. Less than 2 Oz	99	393	\$530,550.00
B. 2 - 8 Oz	29	92	\$310,500.00
C. 9 - 31 Oz	2	9	\$75,600.00
D. 32 - 159 Oz	0	7	\$415,800.00
E. 10 - 20 Lbs	0	1	\$162,000.00
F. Over 20 Lbs	3	0	\$0.00
Total	133	502	\$1,494,450.00

Midwest HIDTA agencies continue to deal with the effects of methamphetamine abuse as well as the physical and environmental aspects of clandestine laboratories operating in the region. Although there are occasional super labs operating in the area of Midwest HIDTA, the predominant labs encountered are small addict related labs. These small labs do not produce significant amounts of methamphetamine at each cook, but create enormous problems for law enforcement, child welfare agencies and the environment. All six states in the Midwest HIDTA region have active Retail Watch programs to identify and prosecute those individuals purchasing ingredients to include pseudoephedrine for the purpose of methamphetamine production. All of the States now have legislation to make medicines containing pseudoephedrine or ephedrine more restrictive.

**Table 11- Clandestine Labs 2005**

<b>HIDTA Clandestine Laboratory Activities for Year Midwest, in 2005</b>				
	<b>Baseline</b>	<b># Projected</b>	<b># Identified</b>	<b>% Identified</b>
<b>Laboratory Dump Sites Seized</b>	<b>597</b>	<b>71</b>	<b>432</b>	<b>608%</b>
<b>Chemical/Glassware Equipment Seizures</b>	<b>360</b>	<b>104</b>	<b>391</b>	<b>375%</b>
<b>Children Affected</b>	<b>0</b>	<b>38</b>	<b>62</b>	<b>163%</b>

Table 11 illustrates the significant numbers of dumpsites and chemical glassware incidents in Midwest HIDTA region. These sites pose significant health hazards as well as environmental damage to the Midwest HIDTA region. The creation of the Clandestine Laboratory Seizure System (CLSS) has significantly improved not only the reporting of these sites but the intelligence gathered concerning serial offenders.

## Performance Measures for Goal 2

**Table 12 – Midwest HIDTA Training Efficiency by Type 2005**

HIDTA Training Efficiency by Type of Training for Year 2005, at Midwest											
Type of Training	# Students Expected for Training		# Students Actually Trained		# Training Hours Actually Provided		Total Training Cost		Training Cost Per Hour		
	2004	2005	2004	2005	2004	2005	2004	2005	2004	2005	% Change 2004-2005
Analytical/Computer	0	0	19	109	304	547	\$2,099	\$2,457	\$6.90	\$4.49	-35%
Investigative/Interdiction	0	0	752	175	12,744	7,020	\$56,065	\$26,525	\$4.40	\$3.78	-14%
Managment/Administrative	0	0	140	26	860	1,284	\$7,714	\$4,558	\$8.97	\$3.55	-60%
Science Based Drug Education	0	120	0	618	0	124	\$0	\$24,933	\$0.00	\$201.07	0%
<b>Total</b>	<b>0</b>	<b>120</b>	<b>911</b>	<b>928</b>	<b>13,908</b>	<b>8,975</b>	<b>\$65,878</b>	<b>\$58,473</b>	<b>\$4.73</b>	<b>\$6.51</b>	<b>38%</b>

Midwest HIDTA recognizes the importance and necessity of training to improve effectiveness, efficiency and the safety of participating law enforcement officers. Although not a training provider, Midwest HIDTA is active in partnering, co-sponsoring and facilitating training with national and regional training providers and centers. As indicated in the chart above a great deal of training was provided with a relatively small amount of funding due to leveraging of existing partnerships.

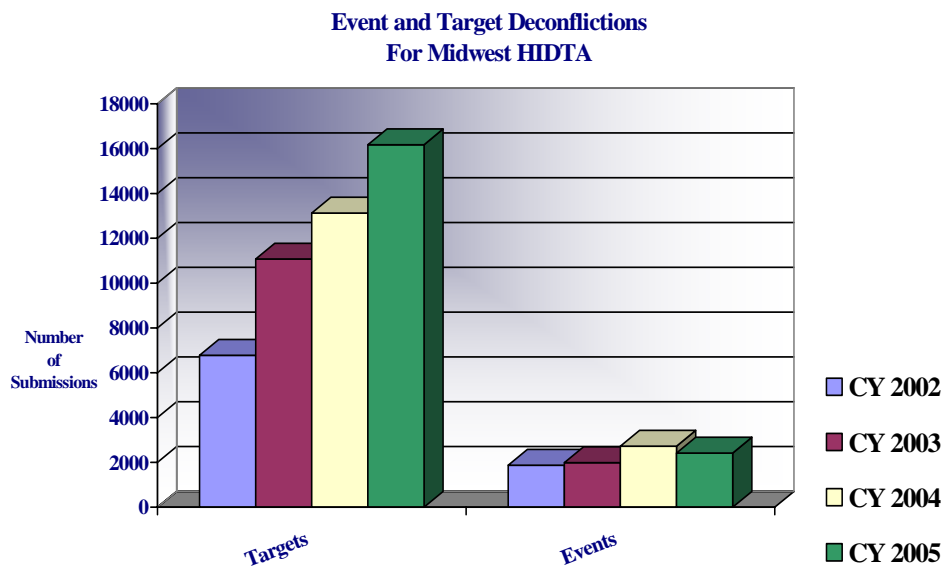
**Table 13 - Percentage of HIDTA Initiatives Using Event and Case Deconfliction Services, 2005**

Percentage of HIDTA Initiatives Using Event and Case Deconfliction Services for Year at Midwest				
Year	Total HIDTA Initiatives	# Initiatives Targeted to Use Services	# Initiatives Using Services	% Initiatives Using Services
2004	40	39	40	103%
2005	40	39	40	103%
2006	40	40	0	0%
2007	40	40	0	0%

**Table 14 - Percentage of Event and Case Deconfliction Submitted, 2005**

Percentage of Event and Case Deconflictions Submitted for Year at Midwest						
Year	Baseline # Deconflictions Submitted	# Deconfliction Submissions Targeted	# Event Deconflictions Submitted	# Case/Subject Deconflictions Submitted	Total Deconflictions Submitted	% Deconflictions Submitted
2004	15852	15,852	2,724	13,128	15,852	100%
2005	15852	18,589	2,414	16,175	18,589	100%
2006	15852	10,235	0	0	0	0%
2007	15852	10,000	0	0	0	0%

The chart below illustrates the sustained growth of deconfliction efforts in the Midwest HIDTA region.



In 2005, 872 users across 147 different locations are connected to HIDTA resources via HIDTA.Net (utilizing the Riss.Net) an increase of 11% over CY 2004 users total of 784, and an increase of over 6% in remote locations having access to HIDTA.Net compared to the 138 locations in CY 2004.

The Midwest HIDTA Investigative Support Center (MHISC) is a key mechanism to implement these system improvements. The MHISC, managed by the Drug Enforcement Administration, and the Kansas City, Missouri Police Department, is a multi-agency intelligence task force consisting of federal, state, and local agencies. Located in Kansas City, Missouri, the MHISC is electronically linked via HIDTA.net to all Midwest HIDTA enforcement task forces and participating agencies, and to HIDTA Program intelligence initiatives. The MHISC collects and analyzes information from all Midwest HIDTA task forces and other participating task forces



and agencies. The MHISC provides event and subject deconfliction, multi-source name checks, post seizure analysis, investigative case support, toll analysis, charting, and trend analysis.

The MHISC also provides continual data collection and evaluation of the drug threat to the region. By improving the exchange of intelligence and information through more efficient coordination and communications, the MHISC enhances the ability of federal, state, and local law enforcement agencies to identify, arrest, and prosecute key members of narcotic trafficking and manufacturing organizations. Trend and predictive analysis developed by the MHISC assists the Midwest HIDTA in utilizing its limited resources more efficiently.

The MHISC coordinates and utilizes three separate initiatives to enhance and implement the intelligence subsystem. The first is the FBI CIU/Terrorism Squad 3 in Kansas City. The CIU consists of representatives from various local, state and federal agencies within the Kansas City area. The group collects and analyzes information regarding Drug Trafficking Organizations (DTOs) and disseminates this information to the MHISC for sharing with other law enforcement agencies. The FBI Criminal Intelligence Group is collocated within the ISC facility and has expanded its mission to provide interface and activity into terrorism and Homeland Security. The FBI Criminal Intelligence Group holds quarterly meetings in Western Missouri and Kansas for intelligence sharing. The second activity supporting the MHISC is the Bureau of ATF Regional Intelligence Group, which is also collocated within the MHISC facility. This group provides intelligence support and assistance within the Kansas City Division area of Missouri, Kansas, Nebraska, and Iowa. This collocation enhances the coordination of intelligence relating to firearms, gun tracing, domestic terrorism, and violent drug trafficking offenders. During CY 2005, 5,078 gun traces were conducted by the ATF group for law enforcement in the Midwest HIDTA region. The third integrated initiative is the DEA St. Louis Intelligence Group. This initiative assists in gathering, analyzing, and evaluating information to the St. Louis DEA regional enforcement area. While physically located in St. Louis, the initiative is electronically connected via firebird, and HIDTA.net to facilitate exchange of information and intelligence products. The initiative primarily focuses on both domestic and international intelligence support to DEA led Midwest HIDTA task forces. The initiative also addresses DTO-CPOT intelligence issues in the St. Louis DEA geographic region.

Midwest HIDTA, since its inception has recognized the need of deconfliction efforts to not only provide needed officer safety safeguards, but to provide the basic sharing of intelligence through a viable pointer system. 100 % of the 40 Midwest HIDTA task forces participated in Midwest HIDTA deconfliction system. The primary method is through SafeTnet for both targets and event deconfliction with some participating in target deconfliction through other systems connecting to the National Virtual Pointer System (NVPS). In addition, 81 separate law enforcement agencies or units also utilized SafeTnet for deconfliction totaling 18,589 separate events or targets being placed into SafeTnet. Once the names are placed in the target portion of SafeTnet they are automatically checked against other systems through the (NVPS).

**Table 15 - Percentage of Investigations Provided Analytical Support, 2005**

Percentage of Cases Provided Analytical Support for Year at Midwest				
Year	Baseline # Cases Receiving Analytical Support	# Cases Targeted for Analytical Support	# Cases Provided Analytical Support	% Targeted Cases Supported
2004	1319	1319	1319	100%
2005	1319	512	3143	613%
2006	1319	512	0	0%
2007	1319	0	0	0%

The MHISC requests for case support totaled 456 with an additional 432 requests made to the Watch Center. Investigative Support Center analysts prepared 134 charts and graphs during CY 2005 for HIDTA task forces. 46 requests for document analysis were processed by the MHISC. Toll analysis requests totaled 516 during CY 2005. A total of 1,003 work products were disseminated to law enforcement during CY 2005 by the MHISC.

Midwest HIDTA task forces initiated over 13,900 investigations during CY 2005. A significant amount of these cases were referred to the Midwest HIDTA ISC for analytical support.

## VII. CONCLUSIONS

The Midwest HIDTA has developed a cohesive and comprehensive program to accomplish the core measures of the HIDTA Program combining regional and state specific initiatives to reduce drug availability in the designated threat area. By taking a regional coordinated approach to implementation of the National Drug Control Strategy, the enforcement problems of target displacement and cross-jurisdictional investigations is diminished. The HIDTA Program allows law enforcement to increase enforcement activities, provide focus to regional problems, and facilitate cooperation between criminal justice agencies. In implementing the National Drug Control Strategy, the Whitehouse Drug Policy Office, (ONDCP), has established the National Priorities of:

1. Stopping Use before it Starts: Education and Community Action.
2. Healing America's Drug Users: Getting treatment resources where they are needed.
3. Disrupting the Market: Attacking the economic basis of the drug trade.

Within the National goals and priorities the Office of State and Local Affairs has established and identified HIDTAs primary program goals as:

1. Reducing the availability of drugs in identified markets by eliminating or disrupting drug trafficking organizations.
2. Improve the efficiency and effectiveness of law enforcement organizations and their efforts within the HIDTA.

To this end the Midwest HIDTA has identified primary and secondary threats, desired initiative outputs and activities, and expected or desired program outcomes. The Midwest HIDTA is a locally managed, regional impact program tied to accomplishing a national mission.

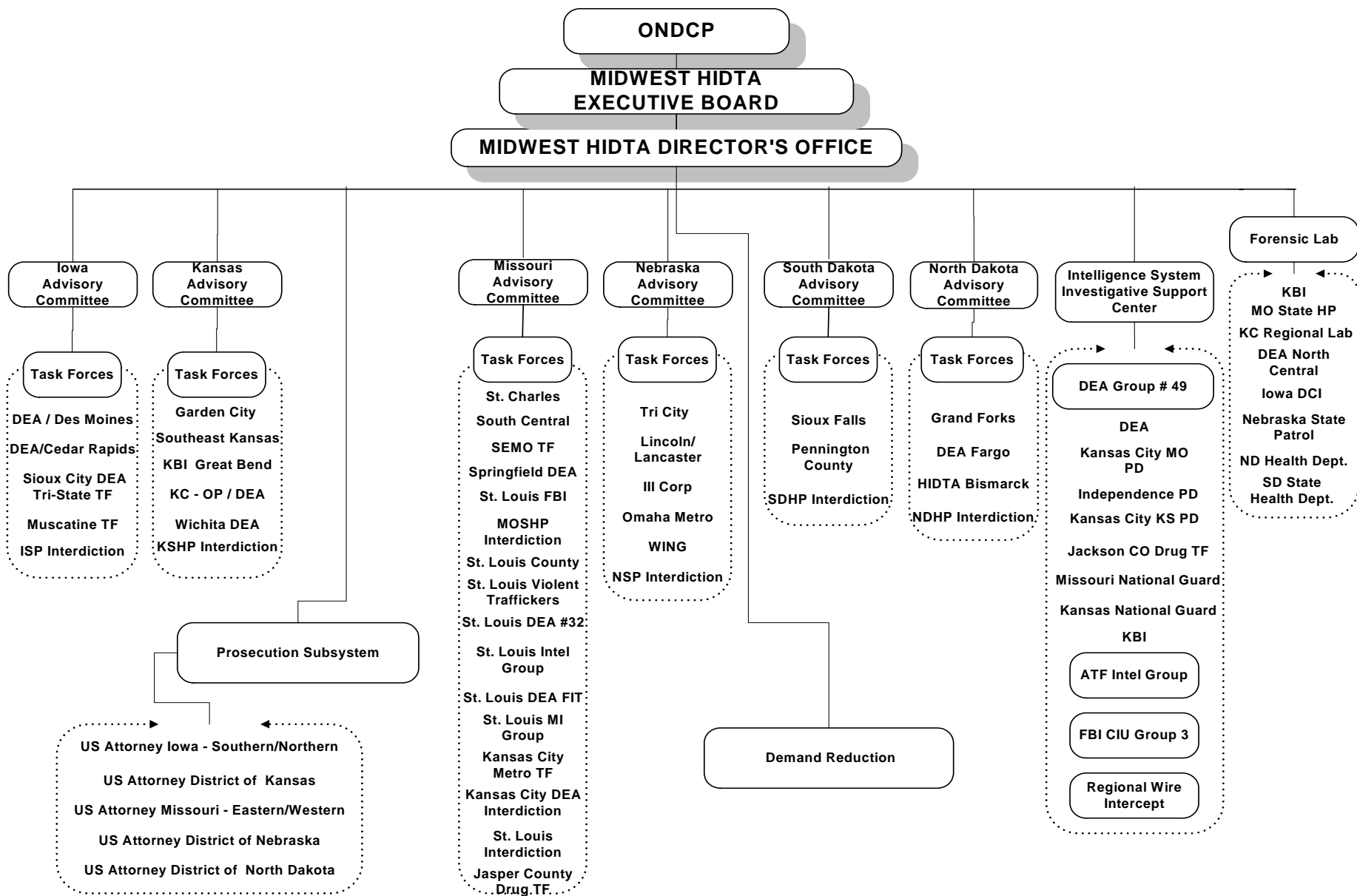
Identified and ever changing Threats will challenge the Midwest HIDTA program during CY 2006 and into CY 2007 as we implement the enforcement strategy within tight fiscal environment and ever increasing costs.

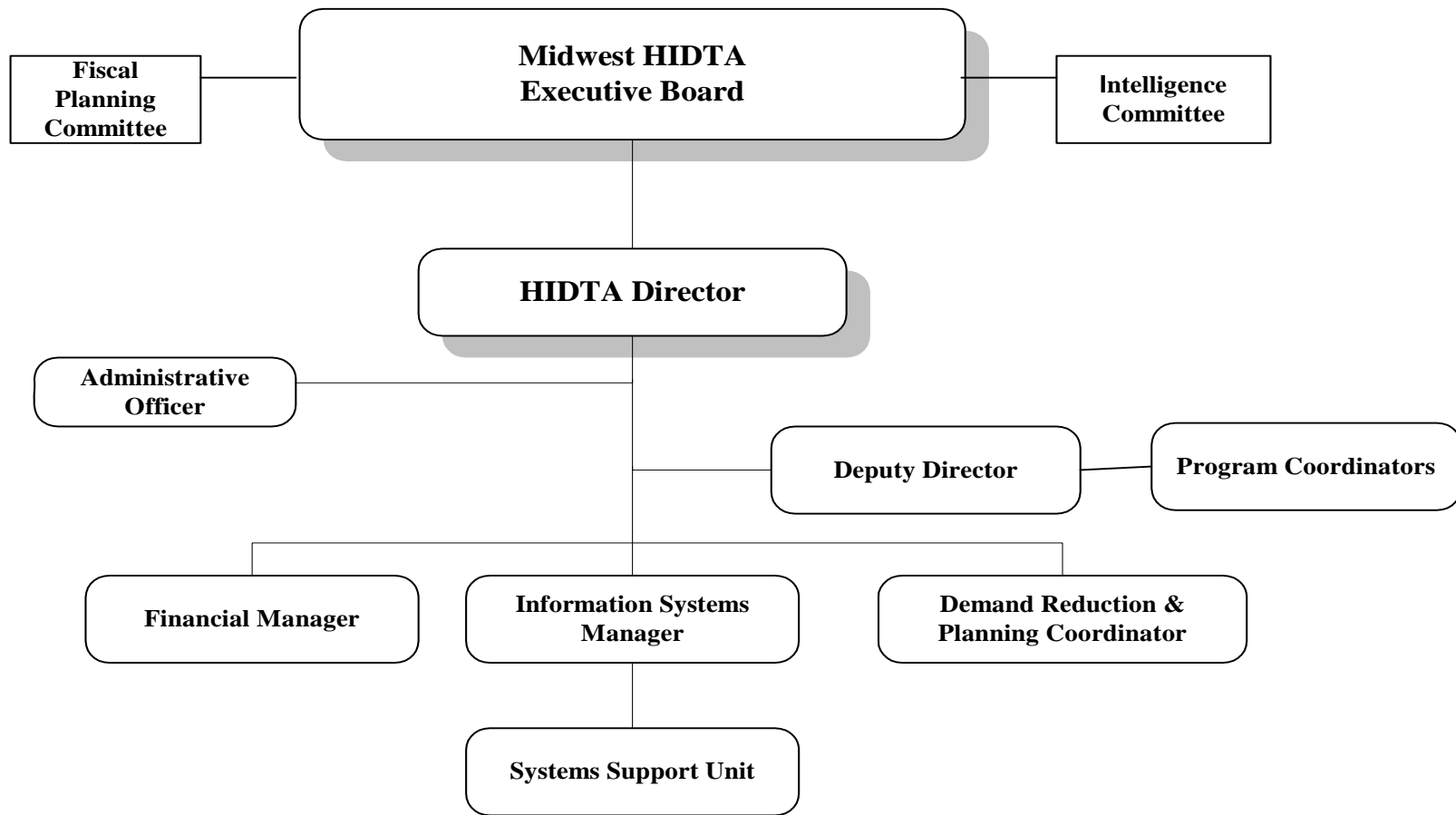
## VIII. Appendices

- A. Table of Organization for the HIDTA.
- B. Table listing composition of Executive Board showing local, state and federal affiliation.
- C. List of participating agencies.
- D. HIDTA Initiatives

## IX. List of Tables and Charts

Table 1 - Percentage of DTOs and MLOs Disrupted or Dismantled, 2005.....	13
Table 2 - Percentage of DTOs Disrupted or Dismantled by Scope, 2005 .....	14
Table 3 - Percentage of Money Laundering Organizations Disrupted or Dismantled by Scope, 2005.....	14
Table 4 - Operational Scope of All DTO and MLO cases initiated 2005.....	14
Table 5 - Drugs Removed from the Marketplace, 2005 .....	18
Table 6 - Return on Investment (ROI) for Drugs Removed from the Marketplace by Law Enforcement Initiatives, 2005 .....	19
Table 7 - Return on Investment (ROI) for Assets Removed from the Marketplace by Law Enforcement Initiatives, 2005 .....	19
Table 8 - Total Return on Investment (ROI) for Drugs and Assests Removed from the Marketplace by Law Enforcement Initiatives, 2005.....	20
Table 9 - Prosecution Outputs and Outcomes, 2005.....	21
Table 10 - Value of Clandestine Methamphetamine Labs Dismantled in 2005, by Size .....	21
Table 11 – Clandestine Labs 2005.....	22
Table 12 - Midwest HIDTA Training Efficiency by Type 2005 .....	23
Table 13 - Percentage of HIDTA Initiatives Using Event and Case Deconfliction Services, 2005 .....	23
Table 14 - Percentage of Event and Case Deconfliction Submitted, 2005 .....	24
Table 15 - Percentage of Investigations Provided Analytical Support, 2005 .....	26





**Midwest HIDTA  
Executive Board**

**Chair:****Jerry Kemmet**

Director

North Dakota Bureau of Criminal Investigation

**Vice Chair:****Preston Grubbs**

Special Agent in Charge

Drug Enforcement Administration

**Todd Graves**

United States Attorney

Western District of Missouri

**Catherine Hanaway**

United States Attorney

Eastern District of Missouri

**Charles Larson**

United States Attorney

Northern District of Iowa

**Matthew Whitaker**

United States Attorney

Southern District of Iowa

**Eric Melgren**

United States Attorney

District of Kansas

**Michele Tapken**

United States Attorney

District of South Dakota

**Mike Heavican**

United States Attorney

District of Nebraska

**Drew Wrigley**

United States Attorney

District of North Dakota

**Thomas Warren**

Chief of Police

Omaha NE Police Department

**David Sankey**

Major

Nebraska State Patrol

**Ken Carter**

Director

Iowa Division of Narcotics Enforcement

**Joe Frisbie**

Chief of Police

Sioux City IA Police Department

**Ken Conlee**

Chief of Police

Lee's Summit MO Police Department

**James Keathley**

Major

Missouri State Highway Patrol

**Larry Welch**

Director

Kansas Bureau of Investigation

**Ron Miller**

Chief of Police

Kansas City KS Police Department

**Mike Milstead**

Sheriff

Minnehaha CO Sheriff Office

**Mike Boxler**

Special Agent in Charge

Alcohol, Tobacco and Firearms

**Kevin Stafford**

Special Agent in Charge

Federal Bureau of Investigation

**C. Mauri Sheer**

U.S. Marshal, Western District of Missouri

U.S. Marshal's Service

**Kevin Thom**

Director

South Dakota Division of Criminal Investigation

**Lauren Wild**

Sheriff

Walsh County ND Sheriff's Office

**The following agencies and organizations participate in Midwest HIDTA initiatives**

- Bureau of Alcohol, Tobacco Firearms and Explosives, Drug Enforcement Administration, Federal Bureau of Investigation, Immigration and Customs Enforcement, Internal Revenue Service, United States Attorney’s Office (Northern and Southern District of Iowa, District of Kansas, Western and Eastern Districts of Missouri, District of Nebraska, District of North Dakota, and District of South Dakota), United States Marshals Service, United State Border Patrol, United States Forest Service.
- Iowa Division of Narcotics Enforcement, Iowa State Fire Marshal’s Office, Iowa State Patrol, Iowa National Guard, Iowa Attorney General’s Office, Iowa Department of Public Safety, Iowa Division of Criminal Investigation, Kansas Bureau of Investigation, Kansas Highway Patrol, Kansas National Guard, Kansas Attorney General’s Office, Missouri National Guard, Missouri State Highway Patrol, Nebraska State Patrol, Nebraska National Guard, South Dakota Division of Criminal Investigation, South Dakota Highway Patrol, South Dakota National Guard, North Dakota Bureau of Criminal Investigation, North Dakota National Guard, Minnesota Bureau of Criminal Apprehension.
- Adams County Sheriff’s Office (NE), Altoona Police Department (IA), Benton County Sheriff’s Office (IA), Bellevue Police Department (NE), Belton Police Department (MO), Blue Springs Police Department (MO), Bonner Springs Police Department (KS), Butler County Sheriff’s Department (MO), Cape Girardeau Police Department (MO), Cass County Sheriff (ND), Christian County Sheriff’s Office (MO), Cedar Rapids Police Department (IA), Clay County Sheriff’s Department (MO), Clay County Sheriff’s Department (MN), Crawford County Sheriff’s Office (KS), Des Moines Police Department (IA), Dodge County Sheriff’s Office (NE), Douglas County Sheriff’s Office (NE), Dunklin Police Department (MO), Edwardsville Police Department (KS), Fargo Police Department (ND), Festus Police Department (MO), Finney County Sheriff’s Office (KS), Garden City Police Department (KS), Gering Police Department (NE), Grand Island Police Department (NE), Grand Forks Police Department (ND), Grand Forks County Sheriff (ND), Green County Sheriff’s Department (MO), Grundy County Sheriff’s Department (IA), Hardin County Sheriff’s Department (IA), Hooper Police Department (NE), Independence Police Department (MO), Jackson Co. Drug Task Force (MO), Jefferson County Sheriff’s Department (MO), Johnson County Sheriff’s Office (KS), Kansas City Police Department (KS), Kansas City Police Department (MO), Kansas City Airport Authority (MO), Lake St. Louis Police Department (MO), LaVista Police Department (NE), Leavenworth Police Department (KS), Lee Summit Police Department (MO), Lincoln Police Department (NE), Linn County Sheriff’s Office (IA), Marion Police Department (IA), Marshall County Prosecutor’s Office (IA), Marshall County Sheriff’s Department (IA), Marshalltown Police Department (IA), Minot Police Department (ND), Minnehaha County Sheriff’s Department (SD), Moorhead Police Department (MN), Muscatine Police Department (IA), Muscatine County Sheriff’s Office (IA), New Madrid County Sheriff’s Department (MO), O’Fallon Police Department (MO), Olathe Police Department (KS), Overland Park Police Department (KS), Papillion Police Department (NE), Pembina County Sheriff’s Department (ND), Poplar Bluff Police Department (MO), Pennington County Sheriff’s Office (SD), Pennington County Attorney’s Office (SD), Pittsburg Police Department (KS), Platte County Sheriff’s Department (MO), Polk County Sheriff’s Office (IA), Richmond Police Department (MO), Sarpy County Sheriff’s Office (NE), Scottsbluff County Sheriff’s Office (NE), Scottsbluff Police Department (NE), Sikeston Department of Public Safety (MO), Sioux City Police



Department (IA), Sioux Falls Police Department (SD), South Sioux City Police Department (NE), Springfield Police Department (MO), St. Charles Police Department (MO), St. Charles County Sheriff's Department (MO), St. Louis County Police Department (MO), St. Louis Police Department (MO), St. Peters Police Department (MO), Tama Police Department (IA), Tama County Sheriff's Department (IA), Walsh County Sheriff (ND), Wentzville Police Department (MO), Woodbury County Sheriff's Office (IA), West Des Moines Police Department (IA), Ward County Sheriff (ND).

### Midwest HIDTA Initiatives CY 2005

The operations, identified below are multi-agency collocated task forces. Each targets the most significant identified targets in their area. Several specialize in clandestine laboratory investigations.

- ***Office of the Director*** — implements the policies of the Midwest HIDTA Executive Board in accordance with ONDCP Program Guidance. Provides coordination through state coordinators and various committees and acts as the primary liaison with the Office of National Drug Control Policy. (Kansas City, Missouri)
- ***Midwest HIDTA Investigative Support Center*** — assists HIDTA task forces and other federal, state, and local enforcement agencies within the region in exchanging information and intelligence, linking each of the six states electronically, continually evaluating the threat in the region, and providing case support, post-seizure analysis, investigative support and trend analysis. Maintains a Watch Center for one stop shopping of target information, and subject and event deconfliction. Intelligence “Nodes” and sub-initiatives are located in state police headquarters to facilitate communication. (Kansas City, Missouri)
- ***St. Louis DEA Intelligence Group*** — provides investigative intelligence and support on National Priority investigations and DTOs to HIDTA task forces and the Investigative Support Center by working in conjunction with DEA sponsored task forces. (St. Louis, Missouri)
- ***ATF Intelligence Group*** — Collocated with the Midwest HIDTA Investigative Support Center. Intelligence group responsible for investigative intelligence on firearms and explosive investigations in the Kansas City Field Division, MO-KS-NE-IA. (Kansas City, Missouri)
- ***St. Louis DEA Financial Investigation Team*** — a collocated, multi-jurisdictional task force that conducts financially focused investigations of drug and drug money-laundering criminal enterprises. (St. Louis, Missouri)
- ***FBI, CIU/S3*** — Collocated with the Midwest HIDTA Investigative Support Center. Collocated multi-agency intelligence task force that identifies major Drug Trafficking Organizations through the use of long-term intelligence based investigations. Added mission to support the Joint Terrorism Task Force added in 2003. Collocated with the Midwest HIDTA Investigative Support Center. (Kansas City, Missouri)
- ***Iowa Interdiction Support*** — Operational support for Highway interdiction activities on pre-identified trafficking routes.
- ***Des Moines DEA Task Force*** — a co-located, multi-agency task force who targets major manufacturing, importation, and distribution organizations the Des Moines area. (Des Moines, Iowa)

- ***Muscatine Task Force*** — a co-located, multi-agency task force that targets distribution organizations in eastern Iowa. (Muscatine, Iowa)
- ***Tri-State, Sioux City DEA Task Force*** — a co-located, multi-agency task force with members from Iowa, South Dakota, and Nebraska law enforcement agencies who collaborate to target importation, manufacturing, and distribution organizations in the region. (Sioux City, Iowa)
- ***Cedar Rapids DEA Task Force*** — a co-located, multi-agency task force which targets major manufacturing, importation, and distribution organizations in the Cedar Rapids DEA RO area of responsibility. (Cedar Rapids, Iowa)
- ***Kansas Bureau of Investigation Enforcement Initiative*** — operational support for the narcotics units of the Kansas Bureau of Investigation to investigate methamphetamine producers, drug distribution, and trafficking organizations in the state of Kansas. This initiative provides response to clandestine labs. (Great Bend, Kansas)
- ***Kansas Highway Interdiction*** — Operational support for Highway interdiction activities on pre-identified trafficking routes.
- ***Garden City DEA Task Force*** — co-located, multi-agency task force, which targets major manufacturing, importation, and distribution organizations in southwest Kansas. (Garden City, Kansas)
- ***Southeast Kansas Drug Enforcement Task Force*** — co-located multi-agency task force targeting trafficking and manufacturing organizations in the southeastern counties of Kansas. (Pittsburg, Kansas)
- ***Wichita DEA Task Force*** — co-located multi-agency task force targeting trafficking and manufacturing organizations in the Wichita Kansas area, as well as the designated counties served by the Wichita Resident Office of the DEA. (Wichita, Kansas)
- ***Kansas City Overland Park DEA Combined Task Force*** — a co-located, multi-agency task force which investigate and dismantle methamphetamine laboratories, importation and trafficking organizations, and CPOT and RPOT investigations in Kansas and northwest Missouri. (Overland Park, Kansas)
- ***Kansas City DEA Interdiction Task Force*** – a collocated multi-agency task force which has as a core of its mission the interdiction of drugs by trafficking organizations through investigations involving smuggling and transshipment of illicit narcotics. (Kansas City, Missouri)
- ***Kansas City Metropolitan Enforcement Task Force*** — a co-located, multi-agency task force, which targets and investigates clandestine labs, career repeat offenders, precursor chemical sources and suppliers, along with importation, and distribution organizations. (Kansas City, Missouri)

- ***Springfield DEA Task Force*** — collocated multi-agency task force targeting manufacturing, importation, and distribution organizations in southwest Missouri. (Springfield, Missouri)
- ***Missouri Interdiction and Information Exchange*** — provides assistance and operational coordination and support to Highway drug interdiction program and investigations conducted as a result by the Drug and Crime Division and HIDTA Task Forces. This initiative also provides MoSPIN network support to Midwest HIDTA initiatives and the ISC. (Jefferson City, Missouri)
- ***St. Charles County Drug Task Force*** — a co-located, multi-agency task force which targets manufacturing, importation, and distribution organizations. (St. Charles, Missouri)
- ***South Central Missouri Drug Task Force*** — a collocated multi-agency task force which target manufacturing, importation, and distribution organizations as well as marijuana cultivation in south-central Missouri to include the Mark Twain National Forest. (Willow Springs, Missouri)
- ***Southeast Missouri Drug Task Force*** — a co-located, multi-agency task force which target manufacturing, importation, and distribution organizations in southeast Missouri. (Sikeston, Missouri)
- ***St. Louis DEA HIDTA Group 32*** — a co-located, multi-agency task force targeting manufacturing, importation, and distribution organizations in the designated counties of St. Louis and St. Charles. (St. Louis, Missouri)
- ***St. Louis DEA Violent Traffickers Task Force*** — a co-located, multi-agency task force targeting the most notorious violent drug trafficking organizations operating in the St. Louis metropolitan area. (St. Louis, Missouri)
- ***St. Louis FBI Combined Enforcement Task Force*** — a collocated, multi-agency task force targeting importation and distribution organizations and conducting long-term National Priority Targeting investigations. (St. Louis, Missouri)
- ***St. Louis County Multijurisdictional Drug Enforcement Task Force*** — a collocated, multi-agency task force targeting methamphetamine and other community drug related problems in the St. Louis County and St. Louis Metropolitan area. (St. Louis, Missouri)
- ***St. Louis Interdiction*** — a collocated, multi-agency task force targeting traffickers and importers through hotel-motel and highway interdiction activities. (St. Louis, Missouri)
- ***St. Louis DEA Major Investigations and Conspiracy Group (Group 37)*** — a co-located, multi-agency task force that supports cooperative efforts that focus on

- priority target organizations (PTOs) and regional priority organizational targets (RPOTS) within the St. Louis Metropolitan area. (St. Louis, Missouri)
- ***Jasper County Drug Task Force*** — a co-located, multi-agency task force which targets manufacturing, importation and distribution organizations. (Joplin, Missouri)
  - ***Omaha Metro Drug Task Force*** — a multi-agency collocated task force targeting distribution, importation, and manufacturing organizations in Omaha. (Omaha, Nebraska)
  - ***Tri-City Drug Task Force*** — a multi-agency collocated task force targeting distribution, importation, and manufacturing organizations in central Nebraska. (Grand Island, Nebraska)
  - ***Lincoln-Lancaster Drug Task Force*** — a multi-agency collocated task force targeting distribution, importation, and manufacturing organizations in central Nebraska. (Lincoln, Nebraska)
  - ***WING Drug Task Force*** — a multi-agency collocated task force targeting distribution, importation, and manufacturing organizations in western Nebraska Panhandle area. (Scottsbluff, Nebraska)
  - ***III Corp Drug Task Force*** — a multi-agency collocated task force targeting distribution, importation, and manufacturing organizations in the Dodge county Nebraska area. (Fremont, Nebraska)
  - ***Nebraska State Patrol Highway Interdiction*** — Operational support for Highway interdiction activities on pre-identified trafficking routes.
  - ***South Dakota DCI Enforcement/Investigative Support*** — provides assistance to the narcotics unit of the DCI, HIDTA Task Forces and non-HIDTA rural areas to coordinate investigative efforts in South Dakota targeting DTOs operating in the state and provides funding for state clandestine laboratory response. (Pierre, South Dakota)
  - ***Sioux Falls Task Force*** — a co-located state and local task force, with non-collocated participation from several other local, state, and federal agencies, targeting manufacturing, importation, and distribution organizations operating in Sioux Falls and other parts of South Dakota. (Sioux Falls, South Dakota)
  - ***Pennington County Drug Task Force*** — a co-located multi-agency task force, with non-collocated participation from several other local, state, and federal agencies, targeting manufacturing, importation, and distribution organizations operating in Pennington County and other parts of South Dakota. (Rapid City, South Dakota)
  - ***South Dakota Interdiction*** — Operational support for Highway interdiction activities on pre-identified trafficking routes.

- ***HIDTA Task Force Bismarck*** — a co-located multi-agency task force, targeting manufacturing, importation, and distribution organizations operating in Bismarck and other parts of North Dakota. (Bismarck, North Dakota)
- ***Grand Forks County Task Force*** — a multi-jurisdictional federal, state and local task force operating in the Grand Forks area, targeting drug trafficking and violent crime. (Grand Forks, North Dakota)
- ***Fargo DEA Task Force*** — a collocated federal, state, and local task force serving as a focal point of enforcement efforts in southeast North Dakota. The task force consists of federal, local and state officers from North Dakota and Minnesota. (Fargo, North Dakota)
- ***North Dakota Highway Interdiction*** — Operational support for Highway interdiction activities on pre-identified trafficking routes.
- ***Forensic Laboratory Enhancement*** — law enforcement agency chemists, are assigned to forensic labs in Midwest HIDTA designated areas to reduce delay in processing and analysis of drug exhibits thus increasing law enforcement analytical abilities, and also expediting on-site chemist response to clan lab incidents.
- ***Special Assistant United States Attorney*** — enhances the resources of United States Attorney's Offices in seven of the eight Midwest districts to aggressively prosecute narcotics trafficking cases at the federal level, and to cross-designate state prosecutors when appropriate.
- ***Regional HIDTA Training*** — This initiative tracks and coordinates regional training to enhance the effectiveness and safety of HIDTA taskforces and law-enforcement officers throughout the Midwest HIDTA region.
- ***Regional Technology Enhancement*** — The Technology initiative provides connectivity from the ISC to taskforces in each of the states. The Technology Initiative supports all information infrastructures established to connect all taskforces and participating agencies together through a Virtual Private Network (HIDTA.net), utilizing partnership with riss.net/LEO.
- ***Regional Demand Reduction Initiative*** — law enforcement agencies in collaboration with anti-drug agencies collaborate to expand public awareness regarding the consequences of illicit drug use, methamphetamine in particular, and provides education and training targeting youths and their families in the six state area.