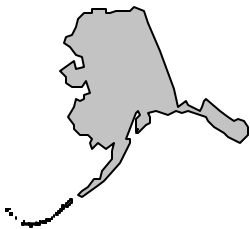


# ALASKA

## State SSA Director

Ms. Cristy Willer, Director  
Division of Behavioral Health  
Alaska Department of Health and Social Services  
P.O. Box 110620  
Juneau, AK 99811-0620  
**Phone:** 907-269-3410  
**Fax:** 907-465-2668  
**E-mail:** [cristy\\_willer@health.state.ak.us](mailto:cristy_willer@health.state.ak.us)  
**Web site:** [www.hss.state.ak.us/dbh](http://www.hss.state.ak.us/dbh)

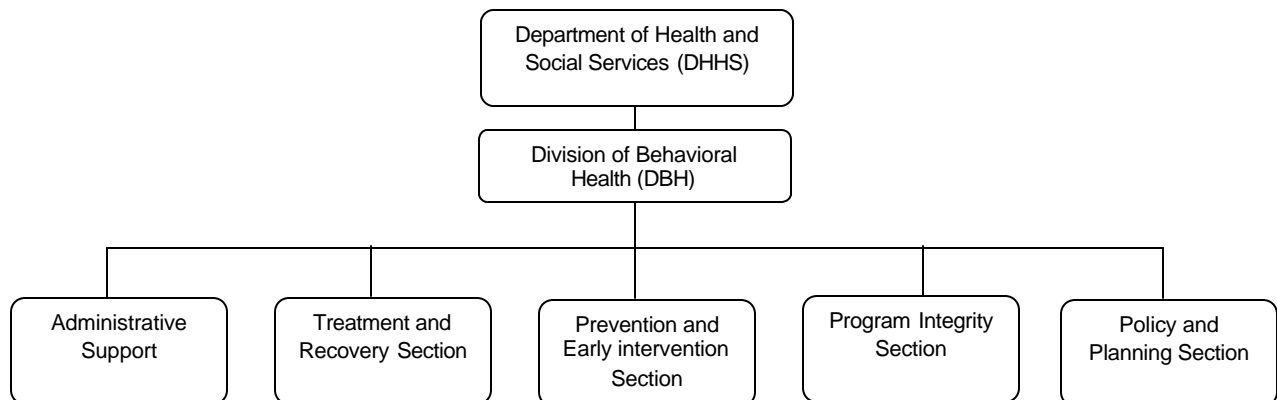
## Structure and Function



Alaska's Division of Behavioral Health (DBH) works with children, youth, adults, and families in the areas of substance use, mental health, mental illness, and overall individual health. DBH was created in 2003 when Alaska's Department of Health and Social Services (DHSS) was reorganized. DBH represents the merging of the former Division of Alcoholism and Drug Abuse and the Division of Mental Health. The integration of the two divisions allows Alaska to provide more holistic, comprehensive services to its citizens, particularly those experiencing co-occurring substance abuse and mental health disorders.

DBH's Behavioral Health Integration Project is currently implementing a range of State-level system change strategies to provide even more welcoming, accessible, integrated, continuous, and comprehensive services to Alaskans with co-occurring disorders.

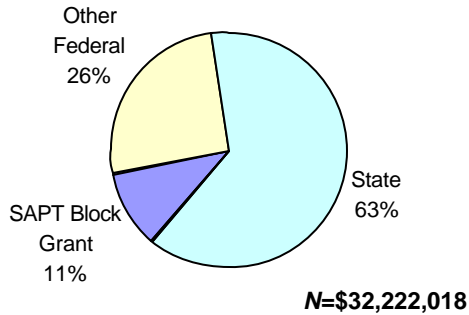
### Single State Agency Structure



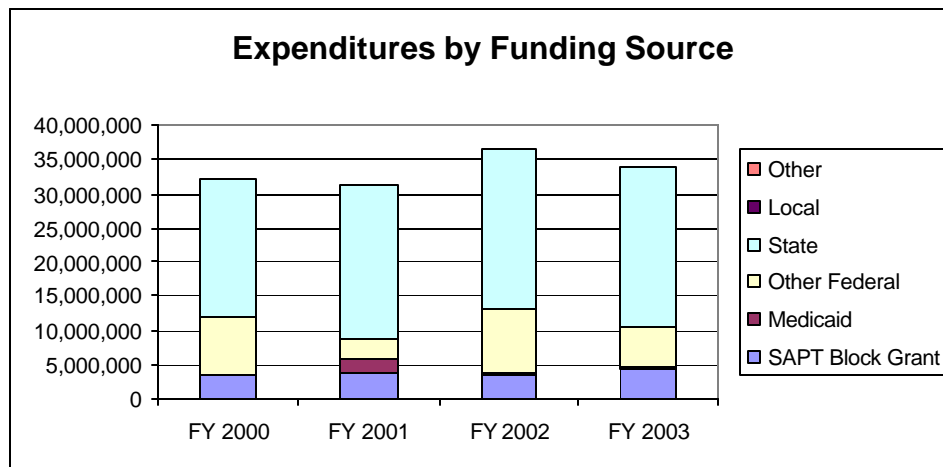
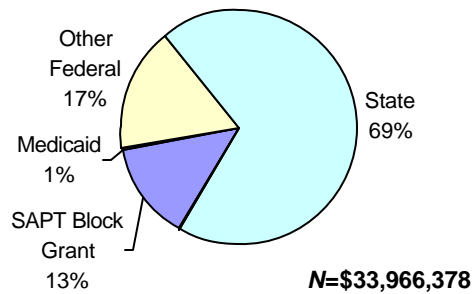
## Single State Agency Funding Overview

Alaska's overall Single State Agency (SSA) funding fluctuated between FYs 2000 and 2003 ranging from \$31.4 million in FY 2001 to nearly \$36.5 million in FY 2002. In FY 2003, expenditures decreased to nearly \$34 million. The State provided most (69 percent) of the funding in FY 2003 (up from 63 percent in FY 2000) followed by other Federal sources at 17 percent (down from 26 percent in FY 2000).

**FY 2000 Expenditures by Funding Source**



**FY 2003 Expenditures by Funding Source**



**Single State Agency Expenditures From All Funding Sources**

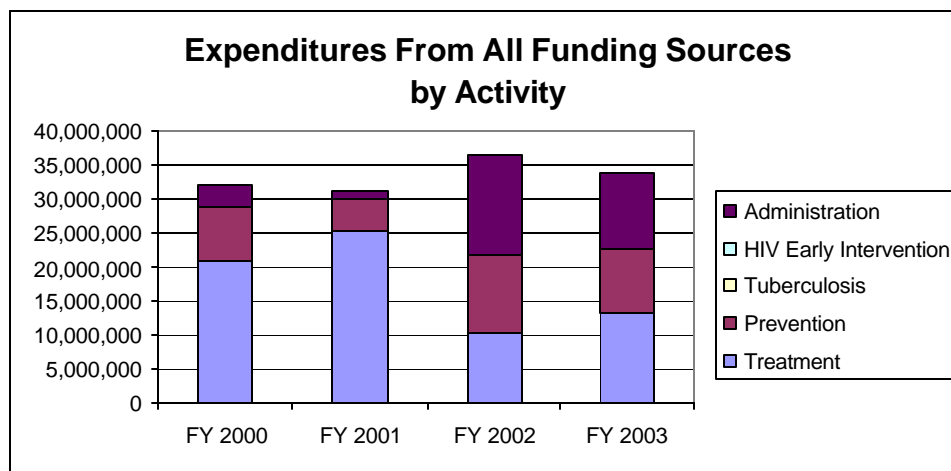
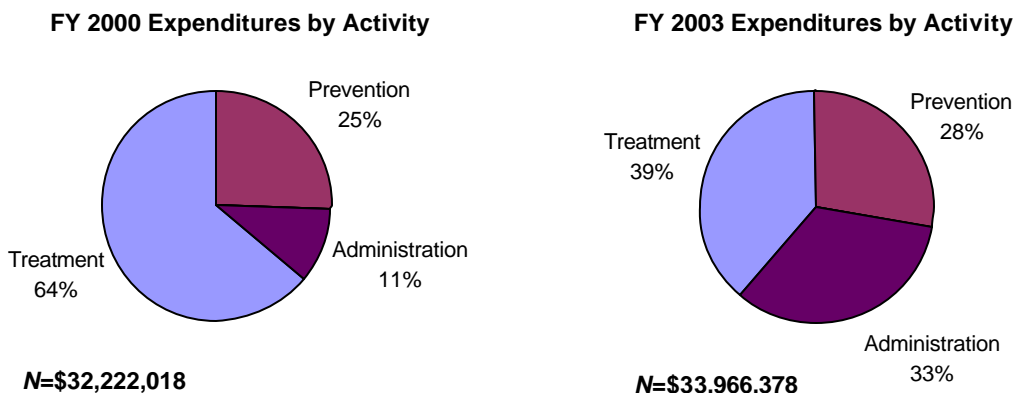
Funding Source	FY 2000		FY 2001		FY 2002		FY 2003	
	\$ Spent	%	\$ Spent	%	\$ Spent	%	\$ Spent	%
SAPT Block Grant	3,440,623	11	3,859,949	12	3,395,857	9	4,492,456	13
Medicaid	0	0	2,050,985	7	486,584	1	181,547	1
Other Federal	8,332,971	26	2,732,800	9	9,116,606	25	5,816,294	17
State	20,448,424	63	22,710,800	72	23,451,740	64	23,476,081	69
Local	0	0	0	0	0	0	0	0
Other	0	0	0	0	0	0	0	0
<b>Total*</b>	<b>32,222,018</b>	<b>100</b>	<b>31,354,534</b>	<b>100</b>	<b>36,450,787</b>	<b>100</b>	<b>33,966,378</b>	<b>100</b>

SOURCE: FYs 2003–2006 SAPT Block Grant Applications, Form 4

\*Totals may not equal 100 percent due to rounding.

### Activities and Expenditures From All Funding Sources

The dollar amount and the proportion allocated the different activities fluctuated dramatically in Alaska between FYs 2000 and 2003. Expenditures on treatment services increased from nearly \$20.7 million in FY 2000, to nearly \$25.4 million in FY 2002, then decreased dramatically to \$10.2 million in FY 2002, and increased slightly to \$13.2 million in FY 2003. Expenditures on prevention services and administrative activities also fluctuated dramatically during this period.



#### Single State Agency Expenditures From All Funding Sources by Activity

Activity	FY 2000		FY 2001		FY 2002		FY 2003	
	\$ Spent	%	\$ Spent	%	\$ Spent	%	\$ Spent	%
Treatment and Rehabilitation	18,129,717	56	24,332,347	78	10,160,564	28	13,157,654	39
Alcohol Treatment	1,324,474	4	560,400	2				
Drug Treatment	1,204,218	4	460,000	1				
Prevention	8,149,109	25	4,589,290	15	11,606,631	32	9,510,064	28
Tuberculosis	0	0	0	0	0	0	0	0
HIV Early Intervention	0	0	0	0	104,070	0	0	0
Administration	3,414,500	11	1,412,497	5	14,579,522	40	11,298,660	33
<b>Total*</b>	<b>32,222,018</b>	<b>100</b>	<b>31,354,534</b>	<b>100</b>	<b>36,450,787</b>	<b>100</b>	<b>33,966,378</b>	<b>100</b>

SOURCE: FYs 2003–2006 SAPT Block Grant Applications, Form 4; States were not required to report separate expenditures for alcohol and drug treatment for FYs 2002 and 2003.

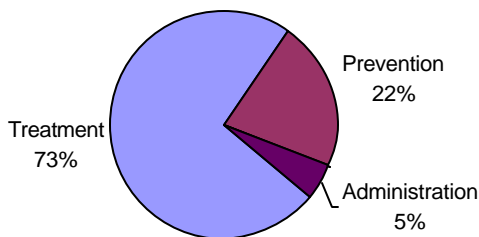
\*Totals may not equal 100 percent due to rounding.

## Expenditures of Block Grant and State Funds

### Expenditures of Block Grant Funds

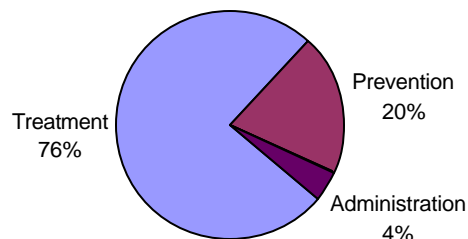
Block Grant funding totaled nearly \$4 million in FY 2003, an increase from over \$3.4 million in FY 2000. Allocation proportions for those funds remained relatively stable over those two periods. However, actual dollars spend on treatment services increased by more than \$1 million.

FY 2000 Block Grant Expenditures by Activity

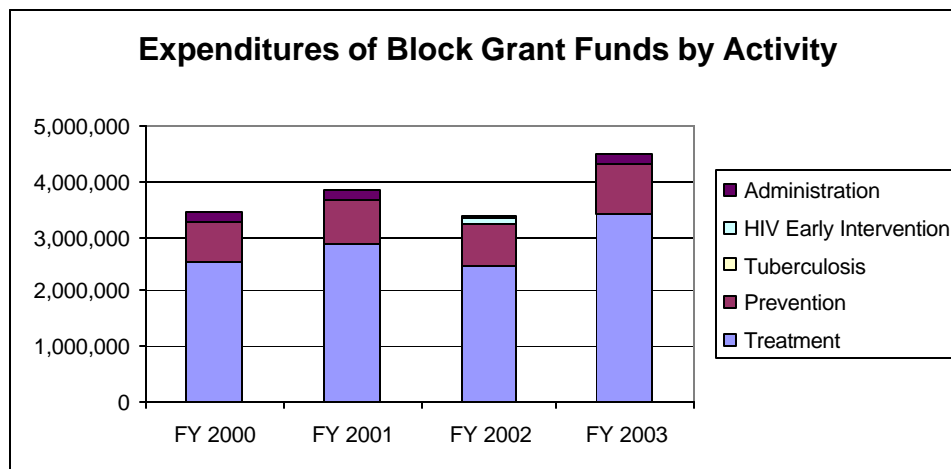


N=\$3,440,623

FY 2003 Block Grant Expenditures by Activity



N=\$4,492,456



### Single State Agency Expenditures of Block Grant Funds by Activity

Activity	FY 2000		FY 2001		FY 2002		FY 2003	
	\$ Spent	%	\$ Spent	%	\$ Spent	%	\$ Spent	%
Treatment and Rehabilitation	0	0	2,434,962	63	2,438,862	72	3,408,015	76
Alcohol Treatment	1,324,474	38	0	0				
Drug Treatment	1,204,218	35	460,000	12				
Prevention	739,900	22	771,990	20	804,196	24	899,135	20
Tuberculosis	0	0	0	0	0	0	0	0
HIV Early Intervention	0	0	0	0	104,070	3	0	0
Administration	172,031	5	192,997	5	48,729	1	185,306	4
<b>Total*</b>	<b>3,440,623</b>	<b>100</b>	<b>3,859,949</b>	<b>100</b>	<b>3,395,857</b>	<b>100</b>	<b>4,492,456</b>	<b>100</b>

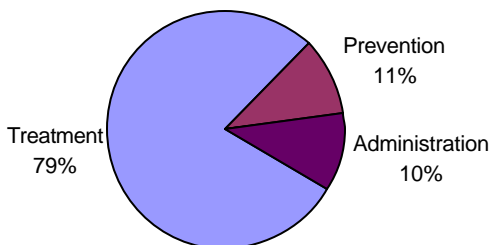
SOURCE: FYs 2003–2006 SAPT Block Grant Applications, Form 4; States were not required to report separate expenditures for alcohol and drug treatment for FYs 2002 and 2003.

\*Totals may not equal 100 percent due to rounding.

### Expenditures of State Funds

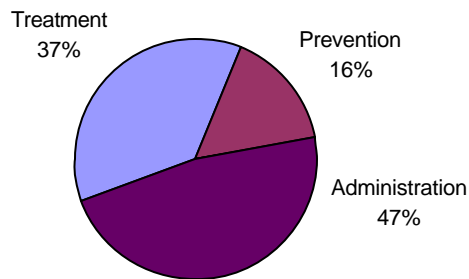
State funds fluctuated dramatically in Alaska between FYs 2000 and 2003. In FY 2003, Alaska contributed nearly \$23.5 million toward SSA activities—a \$3 million increase over its FY 2000 expenditures. During this time period, State funds earmarked for treatment declined from nearly \$16.2 million to \$8.7 million (and the proportion allocated to treatment decreased from 79 percent in FY 2000 to 37 percent in FY 2003). Expenditures on prevention and administrative activities increased during this period, with expenditures on administrative activities more than quadrupling in dollar amount.

**FY 2000 State Expenditures by Activity**

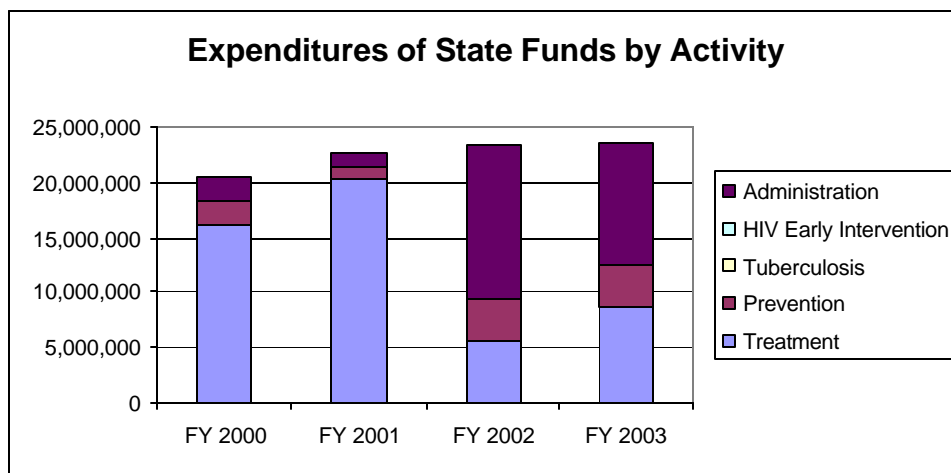


**N=\$20,448,424**

**FY 2003 State Expenditures by Activity**



**N=\$23,476,081**



### Single State Agency Expenditures of State Funds by Activity

Activity	FY 2000		FY 2001		FY 2002		FY 2003	
	\$ Spent	%	\$ Spent	%	\$ Spent	%	\$ Spent	%
Treatment and Rehabilitation	16,187,557	79	19,846,400	87	5,544,019	24	8,691,771	37
Alcohol Treatment	0	0	560,400	2				
Drug Treatment	0	0	0	0				
Prevention	2,161,567	11	1,084,500	5	3,769,882	16	3,670,956	16
Tuberculosis	0	0	0	0	0	0	0	0
HIV Early Intervention	0	0	0	0	0	0	0	0
Administration	2,099,300	10	1,219,500	5	14,137,839	60	11,113,354	47
<b>Total*</b>	<b>20,448,424</b>	<b>100</b>	<b>22,710,800</b>	<b>100</b>	<b>23,451,740</b>	<b>100</b>	<b>23,476,081</b>	<b>100</b>

SOURCE: FYs 2003–2006 SAPT Block Grant Applications, Form 4; States were not required to report separate expenditures for alcohol and drug treatment for FYs 2002 and 2003.

\*Totals may not equal 100 percent due to rounding.

## Prevention Services

DBH's Prevention and Early Intervention Services unit has integrated several previously existing programs into a comprehensive approach to health promotion, substance abuse prevention, mental disorder prevention, and early intervention. Toward that end, DBH oversees seven prevention and early intervention programs. These programs utilize environmental and educational strategies to involve communities in prevention efforts, as well as a resiliency model that builds on the knowledge of risk and protective factors. The programs stress culturally appropriate services for Alaskans. Additionally, the State allows for aggressive underage purchasing enforcement for alcohol and tobacco.

DBH recognizes that Alaskans of all ages have one of the highest per capita alcohol consumption rates in the Nation. As a result, the State is very proactive in their prevention efforts, with three DBH prevention programs specifically targeting alcohol prevention: the Alcohol and Drug Information School, the Alcohol Safety Action Program, and the Fetal Alcohol Syndrome (FAS) prevention program.

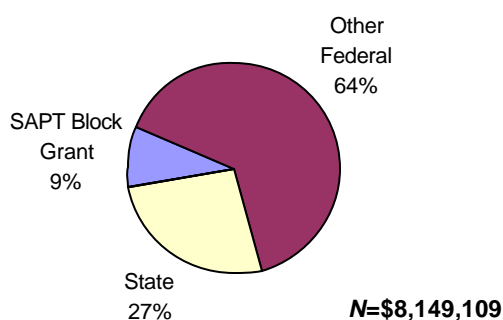
DBH is currently developing a database for easier collection and analysis of prevention data received from agencies throughout the State.

### Prevention Funding and Expenditures

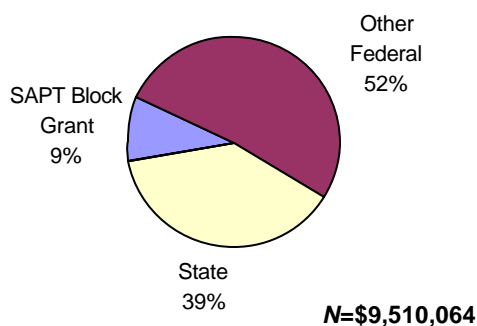
Expenditures on prevention services fluctuated between FYs 2000 and 2003. In particular, funding from other Federal sources and the State varied substantially, while SAPT Block Grant funds remained stable and increased steadily over time. In FY 2003, Alaska's SSA spent more than \$9.5 million on prevention services, of which, 52 percent came from other Federal sources (a decrease from 64 percent in FY 2000), and 39 percent came from the State (an increase from 27 percent in FY 2000).

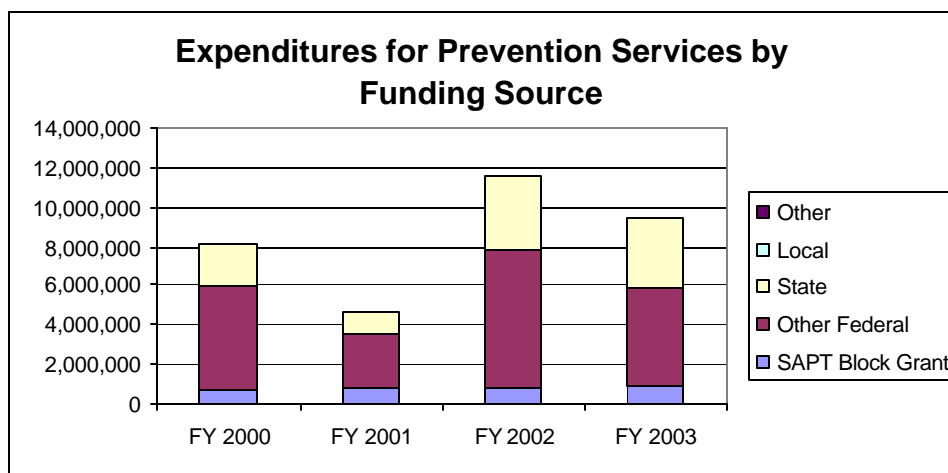
Per capita, SAPT Block Grant funding for prevention services increased from \$1.18 in FY 2000 to \$1.39 in FY 2003.

**FY 2000 Prevention Expenditures by Funding Source**



**FY 2003 Prevention Expenditures by Funding Source**





### Single State Agency Expenditures for Prevention Services From All Funding Sources

Funding Source	FY 2000		FY 2001		FY 2002		FY 2003	
	\$ Spent	%	\$ Spent	%	\$ Spent	%	\$ Spent	%
SAPT Block Grant	739,900	9	771,990	17	804,196	7	899,135	9
Other Federal	5,247,642	64	2,732,800	60	7,032,553	61	4,939,973	52
State	2,161,567	27	1,084,500	24	3,769,882	32	3,670,956	39
Local	0	0	0	0	0	0	0	0
Other	0	0	0	0	0	0	0	0
<b>Total*</b>	<b>8,149,109</b>	<b>100</b>	<b>4,589,290</b>	<b>100</b>	<b>11,606,631</b>	<b>100</b>	<b>9,510,064</b>	<b>100</b>

SOURCE: FYs 2003–2006 SAPT Block Grant Applications, Form 4

\*Totals may not equal 100 percent due to rounding.

## Core Strategies

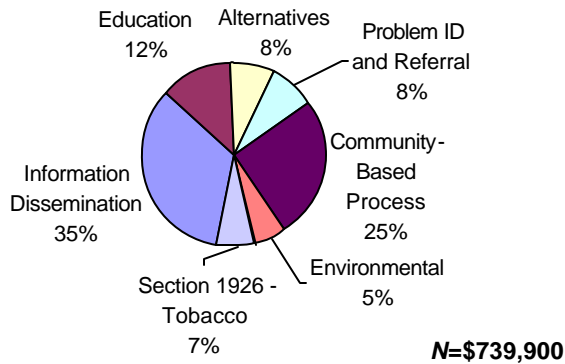
Examples of core prevention strategies supported by Block Grant funds include:

Core Strategy	Examples of Activities
Information Dissemination	Akeela, Inc., provides Substance Abuse Prevention Library services including a lending library, resource lists/bibliographies, distribution of free publications issued by DHSS, and a Web site ( <a href="http://www.alaskaprevention.org">www.alaskaprevention.org</a> ). NCADD is an Alaska Radar site for distribution of Federal publications in Southeast Alaska.
Education	SAPT grant recipients provide ongoing substance use and abuse education through formalized programs and statewide conferences involving youth, adults, families, service providers, and agencies.
Alternatives	The State works closely with community partners and active youth and parent groups to offer recreational alternatives to alcohol and drug use such as family nights, dances, arts and crafts, and teen leadership institutes.
Community-Based Processes	Akeela, Inc., provides technical assistance and training to local communities and community-based organizations to build prevention programming, prevention capacity, and prevention readiness.
Environmental	Environmental strategies include the support of aggressive alcohol and tobacco enforcement at the local level.
Problem Identification and Referral	The Alaska Screening Tool enables mental health providers to screen for substance abuse disorders and to refer or treat based on the results. The Alaska Alcohol Safety Action Program (ASAP) provides substance abuse screening and case management for DWI and other misdemeanor cases.

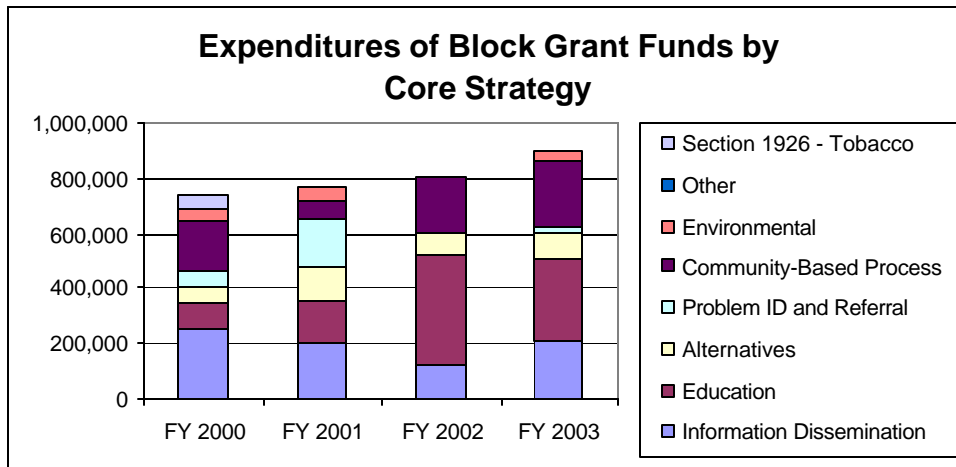
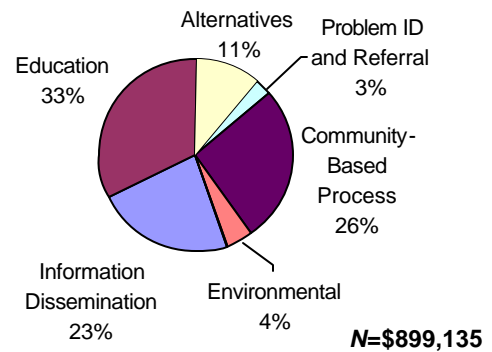
### Expenditures of Block Grant Funds for Core Strategies

Overall Block Grant funding for CSAP core prevention strategies increased between FYs 2000 and 2003 from about \$740,000 to nearly \$900,000. Most of the funds in FY 2003 funds were spent on education (33 percent), community-based processes (26 percent), and information dissemination (23 percent).

**FY 2000 Block Grant Expenditures by Core Strategy**



**FY 2003 Block Grant Expenditures by Core Strategy**



#### Single State Agency Expenditures of Block Grant Funds by Core Strategy

Strategy	FY 2000		FY 2001		FY 2002		FY 2003	
	\$ Spent	%	\$ Spent	%	\$ Spent	%	\$ Spent	%
Information Dissemination	251,300	34	200,000	26	120,000	15	207,500	23
Education	92,000	12	150,000	19	398,000	49	297,955	33
Alternatives	60,000	8	125,000	16	85,000	11	97,000	11
Problem ID and Referral	60,175	8	181,990	24	0	0	25,000	3
Community-Based Process	186,425	25	65,000	8	201,196	25	233,680	26
Environmental	40,000	5	50,000	6	0	0	38,000	4
Other	0	0	0	0	0	0	0	0
Section 1926 - Tobacco	50,000	7	0	0	0	0	0	0
<b>Total*</b>	<b>739,900</b>	<b>100</b>	<b>771,990</b>	<b>100</b>	<b>804,196</b>	<b>100</b>	<b>899,135</b>	<b>100</b>

SOURCE: FYs 2003–2006 SAPT Block Grant Applications, Form 4a  
 \*Totals may not equal 100 percent due to rounding.



## Treatment and Rehabilitation Services

Alaska funds a full range of treatment services, including detoxification, residential, intermediate (interim services), outpatient, aftercare, and methadone maintenance. DBH works with 69 publicly funded and 14 privately funded treatment programs throughout the State. Because of Alaska’s rural nature, a full continuum of care is not available in each community. As a result, the entire extended State continuum of services is available to residents through the use of a pool of transportation funds. Additionally, six programs in Alaska deliver services to pregnant women and women with dependent children.

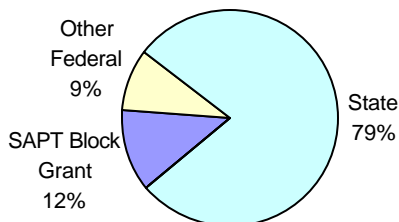
In 2003, Alaska was one of seven States awarded a SAMHSA Co-Occurring State Incentive Grant (COSIG) for infrastructure and service delivery enhancement in treating persons with co-occurring disorders. This award affirmed DBH’s emphasis on the integration of substance abuse and mental health services throughout the State.

### Treatment Funding and Expenditures

Expenditures on treatment services in Alaska declined between FYs 2000 and 2003 (from nearly \$20.7 to \$13.2 million). In particular, State funds for treatment services declined by approximately half during this time period, from \$16.2 to \$8.7 million.

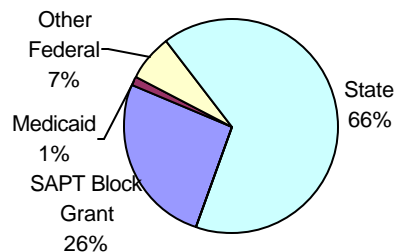
Block Grant funding per capita for treatment services fluctuated in Alaska: it increased from \$4.03 in FY 2000 to \$4.58 in FY 2001, then decreased to \$3.81 in FY 2002, and again increased in FY 2003 to \$5.26.

**FY 2000 Treatment Expenditures by Funding Source**

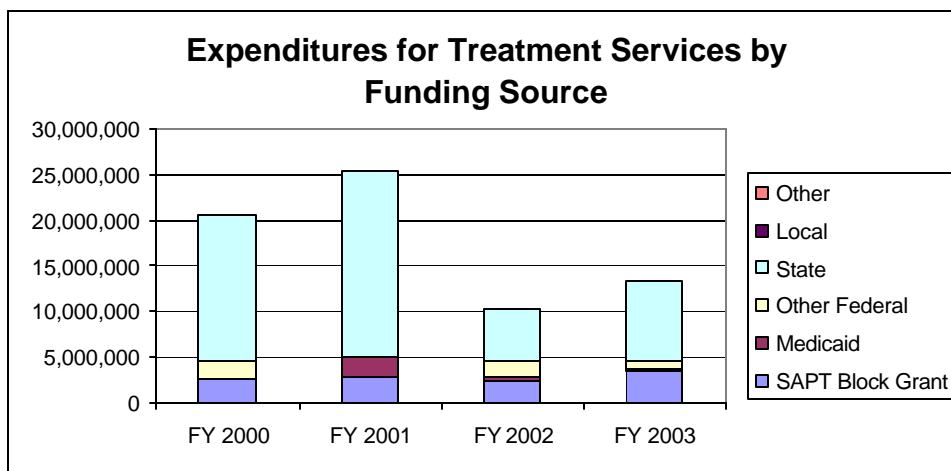


**N=\$20,658,409**

**FY 2003 Treatment Expenditures by Funding Source**



**N=\$13,157,654**



**Single State Agency Expenditures for Treatment Services From All Funding Sources**

Funding Source	FY 2000		FY 2001		FY 2002		FY 2003	
	\$ Spent	%	\$ Spent	%	\$ Spent	%	\$ Spent	%
SAPT Block Grant	2,528,692	12	2,894,962	11	2,438,862	24	3,408,015	26
Medicaid	0	0	2,050,985	8	486,584	5	181,547	1
Other Federal	1,942,160	9	0	0	1,691,099	17	876,321	7
State	16,187,557	78	20,406,800	80	5,544,019	55	8,691,771	66
Local	0	0	0	0	0	0	0	0
Other	0	0	0	0	0	0	0	0
<b>Total*</b>	<b>20,658,409</b>	<b>100</b>	<b>25,352,747</b>	<b>100</b>	<b>10,160,564</b>	<b>100</b>	<b>13,157,654</b>	<b>100</b>

SOURCE: FYs 2003–2006 SAPT Block Grant Applications, Form 4

\*Totals may not equal 100 percent due to rounding.

**Admissions**

The number of persons admitted by type of treatment care for FY 2002 (Form 7a) was not included in Alaska's FY 2005 Block Grant Application. Treatment Episode Data System (TEDS) data indicate approximately 5,000 admissions (where at least one substance is known), of which nearly 3,000 are for alcohol only. Calculations (with imputation) from TEDS data show that approximately 23 percent of persons admitted to treatment programs reported a psychiatric problem combined with alcohol or drug use. This rate varied slightly when separating out alcohol-only abuse versus abuse of alcohol in combination with other drugs. (For a discussion of the different data sources, see Appendix D: Methodology.)

**Percent of Admissions with a Psychiatric Problem by Primary Diagnosis**

Admissions	2002	
	Admissions Where at Least One Substance Is Known	% with Psychiatric Problem*
Alcohol only	2,705	19.8
Alcohol in combination with other drugs	2,307	26.1
<b>Total</b>	<b>4,976</b>	<b>22.7</b>

SOURCE: Treatment Episode Data Set, 2002

\*Values are imputed for admission records with missing information on other psychiatric diagnoses.

According to the National Survey of Drug Use and Health, 39,000 persons aged 12 and older (7.8 percent of Alaska's population) needed, but did not receive, treatment for alcohol use, and 16,000 persons (3.1 percent) needed, but did not receive, treatment for illicit drug use in Alaska.

**Treatment Gap by Age Group**

Measure	% 12 and older	% 12–17	% 18–25	% 26 and older
Needing but not receiving treatment for alcohol use	7.76	5.37	18.23	6.44
Needing but not receiving treatment for illicit drug use	3.13	5.55	8.08	1.83

SOURCE: National Survey on Drug Use and Health; combined data for 2002 and 2003

## Resource Development Activities

### Planning and Needs Assessment

Alaska is dedicated to developing ongoing processes for collecting service need data, collecting and reviewing annual grantee data, and administering regular surveys for developing clear and accurate statewide needs assessments regarding treatment and prevention for substance use, abuse, and dependency. DBH utilizes nationally available data, such as the Youth Risk Behavior Survey (YRBS), the Behavior Risk Factor Survey (BRFS), the Pregnancy Risk Assessment Monitoring System (PRAMS), and the National Survey of Drug Use and Health (NSDUH). The State also monitors the trends of use, utilization, and requests for service as reported by the statewide prevention and treatment providers.

In 2003, Alaska entered into a partnership with SAMHSA to develop the AKAIMS data collection system, an evolving data collection environment for providing valid information to all behavioral health care service stakeholders. This system will ultimately be replicated with other States.

Additionally, Alaska released two reports in 2002 providing detailed information related to cost and need of prevention and treatment services throughout the State. DHSS also contracted with the Alaska Comprehensive and Specialized Evaluation Services (ACSES) to conduct a needs assessment of the mental health and substance abuse service needs of Alaskan children and youth.

### Evaluation

The Program Integrity section of DBH is dedicated to evaluating Alaska's substance abuse prevention and treatment services. Toward that end, the Safety and Quality Assurance Program is a collaborative effort of DBH and the Division of Health Care Services. The collaboration aims to ensure that public funds provided for treatment and services are used as intended and to promote high quality services throughout the State's mental health system. The Safety and Quality Assurance Program provides clinical chart reviews to agencies and evaluates recipient records for standard adherence, service quality, and professional clinical practices.

Additionally, DBH implemented a Behavioral Health Integration Project to help the State incorporate a top-down, bottom-up partnership between each level of the service system in order to provide high-quality, comprehensive services.

### Training and Assistance

Alaska is committed to maintaining a highly trained force of substance abuse prevention and treatment professionals. It does so through a variety of conferences and workshops. The Substance Abuse Directors Association of Alaska facilitates a 3-day "Annual School on Addictions" to provide training to addiction professionals, mental health counselors, social workers, rehabilitation counselors, treatment and prevention program directors, community leaders, students, and others. Recently, Akeela, Inc., worked with DBH to "Alaskanize" the Western CAPT's Substance Abuse Prevention Specialist Training and conducted 5-day training sessions across the State. DBH's Quality Assurance Section also provides training and training material to mental health providers upon request, including the GAFTREE workshop.

## Expenditures of Block Grant Funds for Resource Development Activities

Alaska did not report any expenditures for resource development activities for FYs 2000 through 2003.

### Single State Agency Expenditures of Block Grant Funds by Resource Development Activity

Activity	FY 2000		FY 2001		FY 2002		FY 2003	
	\$ Spent	%	\$ Spent	%	\$ Spent	%	\$ Spent	%
Planning, Coordination, Needs Assessment	N/R**	-	N/R	-	N/R	-	N/R	-
Quality Assurance	N/R	-	N/R	-	N/R	-	N/R	-
Training	N/R	-	N/R	-	N/R	-	N/R	-
Education	N/R	-	N/R	-	N/R	-	N/R	-
Program Development	N/R	-	N/R	-	N/R	-	N/R	-
Research and Evaluation	N/R	-	N/R	-	N/R	-	N/R	-
Information Systems	N/R	-	N/R	-	N/R	-	N/R	-
<b>Total*</b>	N/R	-	N/R	-	N/R	-	N/R	-

SOURCE: FYs 2003–2006 SAPT Block Grant Applications, Form 4b

\*Totals may not equal 100 percent due to rounding.

\*\* N/R = Not Reported

## Discretionary Funding

### Center for Substance Abuse Prevention

The Center for Substance Abuse Prevention (CSAP) awarded more than \$6.5 million in nine discretionary grants to entities in Alaska during FY 2004. The largest single award, for nearly \$5.8 million, was targeted at fetal alcohol syndrome and its effects.

#### Center for Substance Abuse Prevention Discretionary Awards for FY 2004

CSAP Discretionary Grant	Number of Awards	Total \$ Amount
CSAP 2004 Earmarks	1	198,820
Drug Free Communities	7	561,622
Fetal Alcohol Syndrome / Effects	1	5,777,580
<b>Total</b>	<b>9</b>	<b>6,538,022</b>

SOURCE: [www.samhsa.gov](http://www.samhsa.gov)

### Center for Substance Abuse Treatment

The Center for Substance Abuse Treatment (CSAT) awarded nearly \$8.8 million in discretionary grants to a wide range of Alaskan entities. The largest awards were granted to State targeted capacity expansion screening-brief intervention referral treatment (for nearly \$2.2 million) and treatment of persons with co-occurring disorders (for over \$1.0 million).

#### Center for Substance Abuse Treatment Discretionary Awards for FY 2004

CSAT Discretionary Grant	Number of Awards	Total \$ Amount
CSAT 2004 Earmarks	6	1,839,085
Homeless Addictions Treatment	1	400,000
Pregnant/Post-Partum Women	1	499,986
Recovery Community Service	1	220,000
Residential SA TX	1	500,000
State Data Infrastructure	1	100,000
State TCE Screening Brief Intervention Referral Treatment	1	2,176,494
Targeted Capacity Expansion	4	1,977,149
Treatment of Persons w/Co-Occurring Substance Related and Mental Disorders	1	1,071,750
<b>Total</b>	<b>17</b>	<b>8,784,464</b>

SOURCE: [www.samhsa.gov](http://www.samhsa.gov)