

GUS' GET TO SCHOOL (AND BACK AGAIN) SAFELY GAME

Hey there troops! Ready to play? Gus here will show you the way!


Cut out the game pieces,
The fun doesn't end.
Flatten out the board,
Play with family & friends.

Start your game at Home,
Choose your best route to School,
You need two coins
and a few safety rules.


Two heads means, "Move two."
Two tails means, "Move four."
Heads plus tails, "Move three."
And not a square more!

A star? Pick a card, show
us what you've learned.
A stop signs mean stop...
Sorry, loose a turn.



Be the first to get Home,
At the end of the day,
Just start out at School,
And pick the best way!




			★		Wore your seatbelt low on your hips. Move ahead 2 blocks.		
		Left home without bicycle helmet! Go back to home.		Knew a 'DONT WALK' sign means don't walk. Move ahead 3 blocks.			
	STOP			Told Dad to buckle up! Drive ahead 3 blocks.			
		Crossing at the crosswalk keeps you out of danger. Move ahead 1 block.				STOP	Playing on railroad tracks, uh-oh. Jump back 4 blocks.
Stood 5 giant steps from the curb this morning. Move ahead 3 blocks.							
STOP		Double checked for clothes getting caught in the bus door! Move ahead 2 blocks.		Talking quietly on the bus so the driver can hear, Right on! Move ahead 1 block.		★	Made sure to only cross at corners! Smart. Jump ahead 3 blocks.
Planned route to school last night. That's smart! Move ahead 2 blocks.		★	Stopped, looked and listened before crossing train tracks! Move ahead 2 blocks	★	Never put a shoulder strap under your arm. Move back 1 block.		Wearing dark clothes makes it hard to be seen. Go back 2 blocks.
		All passengers buckled safely! Move ahead 3 blocks.			Buckled up for a short trip. Move ahead 1 block.		Crossed without looking, that's asking for trouble. Move back 3 blocks.
					Mom held the baby in her arms. He should be in the child seat! Go back 5 blocks.		All kids buckled safely in the back seat! Drive ahead 3 blocks.
		Child seat secure in the back seat. Move ahead 1 block.	STOP	Missed a stop sign! Remember you're a bike driver now. Bike back 2 blocks.		STOP	Good Job! Never ride in the back of a pickup truck. Move ahead 2 blocks.
		Well done! A safe biker keeps to the right. Bike ahead 2 blocks.			★		★
					Thanks to you, your whole family buckles up! Move ahead 4 blocks.		



Use your scissors and markers to cut out and color the game pieces and cards.





Use your scissors and markers to cut out and color the game pieces and cards.



If you can name three things that keep you safe in a car, move...

3

Tell everyone the first thing to do after getting into a car, move...

1

Tell us how to board the school bus safely and move ahead...

4

Name 3 safety rules you should obey when riding a school bus...

3

If you can name three bike safety rules, jump to the biker with the striped helmet on...

Q: When is it a good idea to ride in the back of a pick-up truck?

1

A: Never!

Q: When do you wear a bike helmet?

2

A: Every time you ride a bike

Read in a whisper voice, "Keep quiet when the driver is driving."

1

Q: When is it time to buckle up?

2

A: Every time you get into a car!

Q: How many minutes early should you arrive at the bus stop?

5

A: Five minutes

Left without your bike helmet strapped tightly, go back to home and fix your V straps...

Set a good example for friends by sitting in your school bus seat quietly. Jump to the bus...

Name three crosswalks in your neighborhood and jump ahead to the boy with the backpack...

"Seat Belts Save Lives!" Pass the message to your neighbor, and so on. Jump ahead to the car...

Q: Name two places children sit in a car...

2

A: Back seat, Car seat

If you have planned your daily walk to school with your parents jump...

1