

**PRACTICE
TEST QUESTIONS
AND ANSWERS**

PRACTICE TEST QUESTIONS AND ANSWERS



YOU WANT TO TURN RIGHT BUT SEE THIS SIGN AT THE CORNER, WHAT SHOULD YOU DO?

1. Turn right but yield to other traffic.
2. Go straight ahead.

The correct answer is

2

You should go straight ahead. The red circle and red line means 'do not' ... in this case do not turn right.



IF YOU WANT TO ENTER THE DRIVING LANE FROM THIS PARKED POSITION, WHAT SHOULD YOU DO?

1. Yield to the cars in the driving lane.
2. Sound your horn before entering the driving lane.
3. Signal for a left turn and then enter the driving lane rapidly.
4. Pull out quickly.

The correct answer is

1

You must yield to the cars in the driving lane.



YOU PLAN TO ENTER TRAFFIC AHEAD. YOU SHOULD STOP ONLY IF:

1. Visibility is poor.
2. Traffic is moving too fast.
3. There is no opening in traffic.
4. There are no cars following you.

The correct answer is

3

You should stop ONLY if there is no opening in traffic.



YOU SEE A FIRE TRUCK IN YOUR MIRROR AND HEAR A SIREN. WHAT SHOULD YOU DO?

1. Slow, then go with caution.
2. Turn right to get out of the way.
3. Cross the intersection and stop close to the curb.
4. Stop where you are.

The correct answer is

3

You should always stop close to the curb and never block an intersection.



YOU SEE THIS SIGN BESIDE THE ROAD. WHAT SHOULD YOU DO?

1. Slow down and look for trucks.
2. Slow and check your brakes.

The correct answer is **2**

You should slow and check your brakes. That sign marks the start of a very steep hill.



YOU SEE THIS SIGN BESIDE THE ROAD, WHAT SHOULD YOU DO?

1. Look for a traffic light ahead.
2. Look for a railroad crossing ahead.

The correct answer is **1**

You should look for a traffic light ahead and adjust your speed if necessary.



**YOU SEE THE TRUCK BESIDE YOU STOP SUDDENLY.
WHAT SHOULD YOU DO?**

1. Slow down and be ready to stop quickly.
2. Maintain present speed but be ready to stop.
3. Stop where you are and then go ahead.
4. Sound your horn, then pass.

The correct answer is

1

Slow down, be ready to stop if necessary and pass with caution.



**YOU ARE ON AN INTERSTATE HIGHWAY RAMP AND
SEE THIS SIGN, WHAT SHOULD YOU DO?**

1. Pull off the road and turn around.
2. Go to the next exit and turn around.

The correct answer is

1

You should pull off the road and go back the other way. This sign is to keep you from entering one-way streets and highways by mistake.



↑ YOUR CAR ↑

WHEN YOU SEE PEDESTRIANS IN A CROSSWALK AND THERE IS NO STOP SIGN, WHAT SHOULD YOU DO?

- 1. Slow and inch your way through.
- 2. Stop and let the pedestrians cross.
- 3. Go ahead and let the pedestrians wait.
- 4. Stop, and then go ahead into the crosswalk.

The correct answer is **2**

You should stop and let them cross. They can be injured even in minor accidents.




IF THE OTHER DRIVER'S LIGHTS ARE BLINDING YOU, WHAT SHOULD YOU DO?

- 1. Flick our lights 'up and down' until he dims.
- 2. Turn on your bright lights to teach him a lesson.
- 3. Turn your lights on and off.
- 4. Look toward the right edge of the road.

The correct answer is **4**

Dim your lights and watch the right edge of the road.



YOU SEE THIS SIGN ON A VEHICLE AHEAD, WHAT SHOULD YOU DO?

1. Yield to that vehicle.
2. Tap your horn and pass when the way is clear.

The correct answer is

2

You should tap your horn and pass if the way is clear. That sign marks a slow moving vehicle.



YOU SEE THIS SIGN BESIDE THE ROAD, WHAT SHOULD YOU DO?

1. Slow down, there are curves ahead.
2. Maintain your speed unless road is wet.

The correct answer is

2

You should maintain your speed. This sign means the road is slippery when wet.



YOU SEE A SIGN WITH THIS SHAPE AT THE CORNER, WHAT SHOULD YOU ALWAYS DO?

1. Stop, then go with caution.
2. Yield to other vehicles.

The correct answer is

2

You should slow if necessary, and yield to other vehicles.



↑ _____ YOUR CAR _____ ↑

THE LIGHT AHEAD HAS JUST TURNED FROM GREEN TO YELLOW AND THE CAR AHEAD IS GOING ON. WHAT SHOULD YOU DO?

1. Stop at the corner.
2. Slow and proceed with caution.
3. Continue through the intersection.
4. Speed up to clear the intersection.

The correct answer is

1

You should stop at the corner. The yellow light means that the red light is about to come on.



↑ _____ YOUR CAR _____ ↑

THAT CAR AHEAD IS SIGNALING FOR A LEFT TURN, WHAT SHOULD YOU DO?

1. Slow down and signal for a left turn.
2. Stop, signal for a left turn.
3. Slow down and prepare to stop.
4. Pass on the right.

The correct answer is

3

Slow down and be prepared to stop. Passing on the right is not allowed in this situation.



↑ _____ YOUR CAR _____ ↑

YOU WANT TO TURN RIGHT AT THIS INTERSECTION. WHAT SHOULD YOU DO?

1. Signal and turn right.
2. Stop at the corner, signal and turn right.
3. Go straight, you are in the wrong lane to turn right.
4. Wait for a car in the right lane to turn right and turn with it.

The correct answer is

3

Go straight. You are in the wrong lane to turn right. Plan ahead and be in the proper lane well in advance of a turn.



YOU SEE THIS SIGN AHEAD, WHAT SHOULD YOU DO?

1. Turn around and go the other way.
2. Stay to the right.

The correct answer is

2

You should stay to the right. This sign marks the end of a divided highway and warns of two-way traffic ahead.



YOU ARE PASSING BUT SEE THIS SIGN WAY AHEAD. THE WAY IS CLEAR, WHAT SHOULD YOU DO?

1. Complete your pass before you get to the sign.
2. Pull back in, wait until just after the sign, then pass.

The correct answer is

1

You should complete your pass before you get to the sign. That sign marks the start of a no-passing zone.



YOU SEE THIS SIGN BESIDE THE ROAD, WHAT SHOULD YOU ALWAYS DO?

1. Slow down and look for children.
2. Stop at the next crosswalk.

The correct answer is

1

You should slow down and look for school children. This sign marks the start of a school zone.




WHEN YOU APPROACH A STOPPED SCHOOL BUS WITH FLASHING RED LIGHTS, YOU SHOULD:

1. Stop when approaching a bus from either the front or the rear.
2. Slow when approaching a bus from the front or rear.
3. Stop only when approaching a bus from the front.
4. Stop only when approaching a bus from the rear.

The correct answer is

1

You should stop when approaching a bus from either direction and remain stopped until the lights are turned off.




IF YOU WERE PARKING YOUR CAR NEXT TO THE CURB HERE, WHICH WAY SHOULD YOU TURN YOUR WHEELS?

1. In any direction.
2. Toward the curb.
3. Straight ahead.
4. Away from the curb.

The correct answer is

2

You should turn your wheels toward the curb so the curb keeps the car from rolling ahead.



↑ YOUR CAR ↓

YOU SEE A SIGN SHAPED LIKE THE ONE AT THE CORNER, WHAT SHOULD YOU DO?

1. Go, you have the right-of-way.
2. Stop at the sign.
3. Stop, give the right-of-way.
4. Slow down, be ready to stop.

The correct answer is

4

You should slow down and be ready to stop. A yield sign places a definite responsibility on you.



IF YOU ARE DRIVING AT A HIGH SPEED AND HAVE A BLOWOUT, WHAT SHOULD YOU DO?

1. Slow down gradually and then pull off the road.
2. Slow down quickly and then pull off the road.
3. Pull off the road immediately and stop quickly.
4. Shift into neutral and coast to a stop off the road.

The correct answer is

1

To keep control of your car slow down gradually and then pull off the road.




YOU WANT TO GO STRAIGHT AHEAD BUT SEE THIS FLASHING RED LIGHT. WHAT SHOULD YOU DO?

1. Go with caution, be prepared to stop if necessary.
2. Stop and then go when the way is safe.
3. Slow to less than 10 miles per hour and then go.
4. Turn right or left, do not go straight ahead.

The correct answer is

2

This flashing red light is placed at dangerous locations. You must stop and then go only when it is safe.




THAT DRIVER IS CUTTING IN RIGHT IN FRONT OF YOU. WHAT DO YOU DO?

1. Maintain your speed.
2. Brake hard to slow quickly.
3. Brake gently to slow slightly.
4. Brake hard and steer to the right.

The correct answer is **3**

Braking gently and slowing slightly gives you more distance and time to react to any hazard he may cause.



YOU ARE PASSING THE CAR BESIDE YOU. WHEN SHOULD YOU RETURN TO YOUR LANE?

1. As soon as possible.
2. About one car length ahead of the car being passed.
3. When you can see the car in your rear-view mirror.
4. As soon as you have signaled.

The correct answer is **3**

Wait until you can see the car in your rear-view mirror, then signal and pull back gradually.



YOU WANTED TO EXIT HERE BUT HAVE JUST GONE BY. WHAT SHOULD YOU DO?

1. Go on to the next exit.
2. Turn right behind the exit sign.
3. Stop on the shoulder and back up.
4. Use the next driveway across the median.

The correct
answer is

1

It may be inconvenient, but going on to the next exit is the only safe choice.



YOU SEE CHILDREN PLAYING NEAR THE STREET JUST AHEAD. WHAT SHOULD YOU DO?

1. Honk your horn.
2. Drive to the left side of the street.
3. Slow and prepare to stop.
4. Drive close to the right curb.

The correct
answer is

3

You should slow and prepare to stop. You can never tell what children might do.



IF YOU MUST WALK ALONG THE HIGHWAY, WHAT SHOULD YOU DO?

1. Walk 2 or 3 feet from the edge of the road.
2. Wear dark colored clothing.
3. Walk in the same direction traffic is going.
4. Walk facing on-coming traffic.

The correct answer is **4**

You should walk well off the road and facing on-coming traffic.



↑ YOUR CAR ↑

YOU WANT TO TURN LEFT AT THIS INTERSECTION. WHAT SHOULD YOU DO?

1. Signal and turn left.
2. Stop at the corner, signal and turn left.
3. Go straight, you are in the wrong lane to turn left.
4. Wait for a car in the left lane to turn left and turn with it.

The correct answer is **3**

Go straight. You are in the wrong lane to turn left. Plan ahead and be in the proper lane well in advance of a turn.



YOU ARE DRIVING THE SPEED LIMIT AND THE DRIVER BEHIND IS FOLLOWING TOO CLOSE. WHAT SHOULD YOU DO?

1. Slow slightly and flash your brake lights.
2. Brake and slow rapidly.
3. Speed up, increase the distance between cars.
4. When safe, wave to show him it is safe to pass.

The correct answer is

1

Slowing slightly and flashing your brake lights should increase his following distance or encourage him to pass.



YOU SEE THAT WHITE CAR ON THE RAMP ABOUT TO ENTER TRAFFIC, WHAT SHOULD YOU DO?

1. Sound your horn to warn him.
2. Move left if the way is clear.
3. Slow down quickly.
4. Speed up to get by safely.

The correct answer is

2

Check for traffic behind and to the side and move left if the way is clear.



WHEN YOU SEE THESE FLASHING RED LIGHTS, WHAT SHOULD YOU DO?

1. Stop, wait for the lights to stop flashing.
2. Stop, and then go if the way is safe.
3. Slow, and stop only if a train is near.
4. Stop, and drive quickly across the tracks.

The correct answer is

2

A flashing red light at a railroad crossing means that you must stop and proceed only when it is safe.



IF YOU WERE SKIDDING AS SHOWN HERE, WHAT SHOULD YOU DO?

1. Pump the brake.
2. Turn the wheels in the direction of the skid.
3. Turn wheels away from the direction of the skid.
4. Steer straight ahead and brake hard.

The correct answer is

2

Turn the wheels in the same direction the back of the car is skidding.



YOU ARE DRIVING AND SEE THAT CAR AND SIGN AT THE CORNER. WHAT SHOULD YOU DO?

1. Stop at the sign.
2. Slow down, let the other driver go first.
3. Go, you have the right-of-way.
4. Stop, give the right-of-way.

The correct answer is **2**

That sign places the responsibility on you. You should slow down and let the other driver go first.



YOU WANT TO PASS BUT YOU SEE THIS YELLOW LINE, WHAT SHOULD YOU DO?

1. Pass the slow moving truck.
2. Pass if the way is clear.
3. Pass if the truck driver waves you by.
4. Stay in the lane behind the truck.

The correct answer is **4**

Stay in your lane. The yellow line in your lane means that you do not have enough clear distance to pass safely.