




Making Grants.gov Work for You:

Find. Apply. Succeed.

U.S. Department of Education






Agenda

- 🖱 Overview of Grants.gov
 - 🖱 Benefits
 - 🖱 Features: Find and Apply
- 🖱 Getting started with Grants.gov
 - 🖱 How to register
 - 🖱 How to download application packages
- 🖱 Tips for submitting to Education successfully
 - 🖱 Review grant notices and instructions carefully
 - 🖱 Register early; submit early; verify submission is OK

Promote successful grant application submissions






Grants.gov at a Glance

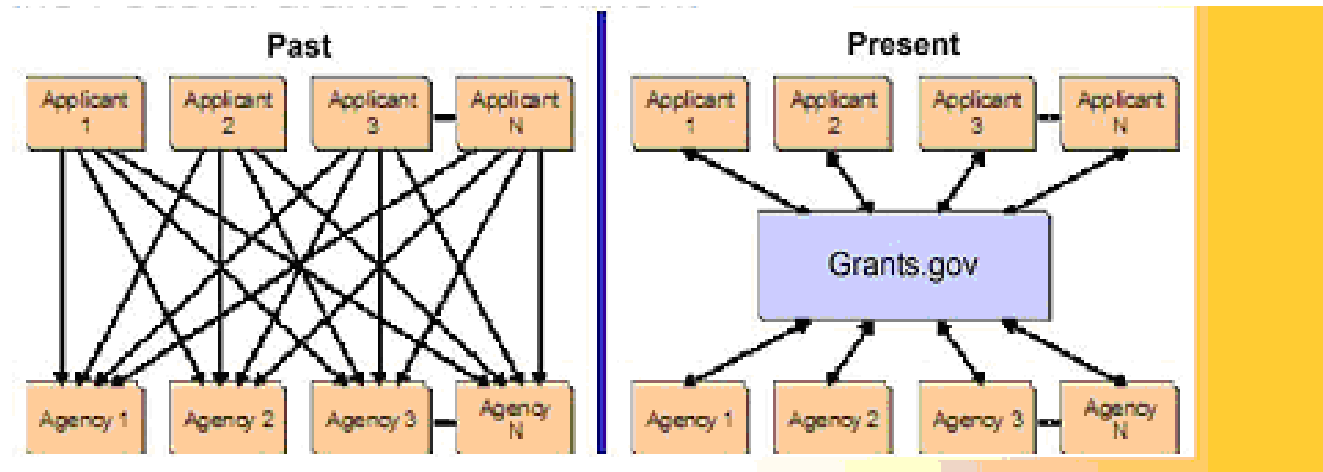
<http://www.grants.gov>

- 🖱️ One-stop shop for funding opportunities from 26 federal agencies as well as some state and local governments that allows the public to:
 - 🖱️ Register to receive e-mails when grant competitions open
 - 🖱️ Download application package to complete off-line
 - 🖱️ Submit grant applications via grants.gov portal to awarding agency






Comparing Grant Environments Before and after Grants.gov implementation



Like a post office, Grants.gov serves as the “trusted broker” between federal agencies and the grants community






Grants.gov Key Features



Find Grant Opportunities

Apply for Grants






Finding Grant Opportunities

Find — A single source for finding grant opportunities, helping applicants locate and learn more about funding opportunities in a standardized manner

- ☞ Sign up for relevant e-mail notification of opportunities
- ☞ Search for Dept. of ED by CFDA 84.###
 - ☞ For example, to search for 84.330C – enter 84.330
 - ☞ Do not enter an alpha character after the CFDA


Note: Research active funding opportunities by agency, category, CFDA number, and type of funding instrument





Applying for Grant Opportunities

Apply—A single secure and reliable source for applying for federal grants online, simplifying the grant application process and reducing paperwork






Grants.gov Apply

- ☞ Work off-line
- ☞ Need Adobe Reader 8.1.2 or higher to download a package
 - ☞ Free on Grants.gov Web site
 - ☞ Download may require approval from your institution
 - ☞ Allow time if internal approval is needed
- ☞ Download and work on the application immediately
 - ☞ While completing the registration steps
 - ☞ Or register before you need to apply**


All registration steps must be completed to submit





How and Where to Apply

- 🖱 Watch for grant opportunities posted on Grants.gov
 - 🖱 The U.S. Department Of Education posts all of its grant opportunities for discretionary programs on Grants.gov
- 🖱 Review Federal Register notices carefully
 - 🖱 Review application instructions
 - 🖱 Determine deadline: July 7, 2008 at 4:30:00 p.m. Washington, D.C. time
 - 🖱 Verify if electronic submission is mandatory or optional





Click “Find Grant Opportunities” then “Basic Search” to search for Federal grants.

FOR APPLICANTS

- ▶ **Find Grant Opportunities**
- Basic Search
- Browse by Category
- Browse by Agency
- Advanced Search
- Email Subscription

Get Registered

Apply for Grants

Track Your Application

Applicant Resources

APPLICANT SYSTEM-TO-SYSTEM

FOR GRANTORS

ABOUT GRANTS.GOV

HELP

CONTACT US

SITE MAP

Home » [For Applicants](#) »


FIND GRANT OPPORTUNITIES

All discretionary grants offered by the [26 federal grant-making agencies](#) can be found on Grants.gov.

You do not have to register with Grants.gov to *find* grant opportunities. However, once you are ready to *apply* for a grant, you will need to [get registered](#). This process takes 3-5 business days.

Search Grant Opportunities

- [Basic Search](#)
Search by keyword, Funding Opportunity Number (*FON*) or Catalog of Federal Domestic Assistance (CFDA) number.
- [Browse by Category](#)
Search by a variety of categories of funding activities.
- [Browse by Agency](#)
Search from a list of agencies offering grant opportunities.
- [Advanced Search](#)
Search by more specific criteria such as funding instrument type, eligibility or sub-agency.





When searching for opportunities, use the CFDA number without the alpha (i.e. **84.013** and not 84.013A)

[Home](#) > [Find Grant Opportunities](#) > [Search Grant Opportunities](#)

Search Grant Opportunities

Basic Search

[Browse by Category](#)

[Browse by Agency](#)

[Advanced Search](#)

[Search Tips](#)

To perform a **basic search** for a grant, complete the "Keyword Search"; the "Search by Funding Opportunity Number"; **OR** the "Search by CFDA Number" field; and then click the "Search" button below.

Access [Search Tips](#) for helpful search strategies, or click the [Help](#) button in the upper right corner to get help with this screen.


Keyword Search:

Search by Funding Opportunity Number:

Search by CFDA Number:

Search

Clear Form





To find and download an application package click on the Apply for Grants link

- FOR APPLICANTS
 - Find Grant Opportunities
 - Get Registered
 - Apply for Grants**
 - Track Your Application
 - Applicant Resources
- APPLICANT SYSTEM-TO-SYSTEM
- FOR GRANTORS
- ABOUT GRANTS.GOV
- HELP
- CONTACT US
- SITE MAP



Find. Apply. Succeed.


Grants.gov is your source to **FIND** and **APPLY** for federal government grants. The U.S. Department of Health and Human Services is proud to be the managing partner for Grants.gov, an initiative that is having an unparalleled impact on the grant community. [Learn more](#) about Grants.gov.

To find out if you are eligible for grant opportunities offered on this site, [click here](#).

What's New This Week at Grants.gov

New Opportunities This Week

[View the latest Stakeholder Webcast](#)





Click “Download a Grant Application Package”.
Please note this also is where you can download the Adobe Reader
8.1.2 or higher

FOR APPLICANTS

- Find Grant Opportunities
- Get Registered
- ▶ Apply for Grants
- Track Your Application
- Applicant Resources

APPLICANT SYSTEM-TO-SYSTEM

FOR GRANTORS

ABOUT GRANTS.GOV

HELP

CONTACT US

SITE MAP

Home » [For Applicants](#) »


APPLY FOR GRANTS

[Click here to verify your Adobe Reader version is compatible with Grants.gov.](#)

PLEASE NOTE: You must be registered with a username and password obtained from a Credential Provider to apply for opportunities on Grants.gov. Register for grant opportunities now.

Step 1: [Download a Grant Application Package](#)

- Downloading a grant application package allows you to complete it offline and route it through your organization for review before submitting.
- You will need the Funding Opportunity Number (FON) and/or CFDA number of the desired grant. [To search for this FON and/or CFDA information, click here.](#)
- In order to view the downloaded application package, you will need to install the [PureEdge Viewer](#) (Windows only) and **Adobe Reader**. There are basic [system requirements](#) for using the PureEdge Viewer and there are basic [system requirements](#) [\[EXIT Disclaimer\]](#) for Adobe Reader. If you are a non-Windows user, please refer to this [support](#) page.





Use the CFDA number without the alpha (i.e. **84.305** and not 84.305A)

[Home](#) » [Applicants](#) » [Apply for Grants](#) »

&NBSPDOWNLOAD APPLICATION PACKAGE

Note: You will need to download and install [PureEdge Viewer](#) / [Adobe Reader](#), prior to downloading an Application Package.


To download an application package, **enter the appropriate CFDA Number OR Funding Opportunity Number** and click the "Download Package" button.

CFDA Number:

Funding Opportunity Number:

Funding Opportunity Competition ID:

If you do not remember the Funding Opportunity Number for the grant opportunity, return to the [Find Grant Opportunities](#) section to locate the grant opportunity and then return to this screen to enter the number.





Select the appropriate package from the search results

READ BELOW BEFORE YOU APPLY FOR THIS GRANT!

Before you can view and complete an application package, you **MUST** have the PureEdge Viewer or compatible Adobe Reader installed. Application packages are posted in either PureEdge or Adobe Reader format. You may receive a validation error using incompatible versions of Adobe Reader. To prevent a validation error, it is now recommended you uninstall any earlier versions of Adobe Reader and install the latest compatible version of Adobe Reader .

If more than one person is working on the application package, ALL applicants must be using the same software version.

Click [here](#) to download the required PureEdge Viewer and Adobe Reader if you do not have it installed already.


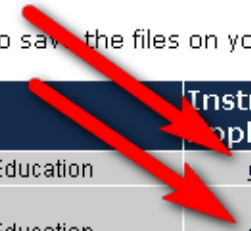
Additional Resources:

- Sign-up for [Grants.gov Updates](#) for the latest issues and news.
- Download [Adobe Reader](#) and [PureEdge Viewer](#) for free.
- Visit [Help](#) for FAQs and more information on Applying for grants.

Below is a list of the application(s) currently available for the CFDA and/or Funding Opportunity Number that you entered.

To download the application instructions or package, click the corresponding download link. You will then be able to save the files on your computer for future reference and use.

CFDA	Opportunity Number	Competition ID	Competition Title	Agency	Instructions & Application
84.305	ED-GRANTS-030308-001	84-305A2009-1	Education Research	U.S. Department of Education	download
84.305	ED-GRANTS-030308-002	84-305D2009-1	Education Research on Statistical and Research Methodology in Education	U.S. Department of Education	download





The application instructions and package can be accessed through the appropriate links below

DOWNLOAD OPPORTUNITY INSTRUCTIONS AND APPLICATION

You have chosen to download the instructions and application for the following opportunity:

CFDA Number: 84.305: Education Research, Development and Dissemination

Opportunity Number: ED-GRANTS-030308-002: Education Research on Statistical and Research Methodology in Education CFDA 84.305D

Competition ID: 84-305D2009-1

Competition Title: Education Research on Statistical and Research Methodology in Education

Agency: U.S. Department of Education

Opening Date: 04/28/2008


Closing Date: 06/26/2008

If you would like to be notified of any changes to this opportunity please enter your e-mail address below, and you will be e-mailed in the event this opportunity is changed and republished on Grants.gov before its closing date.

Download the instructions and application by selecting the download links below. While the instructions or application files may open directly, you may save the files to your computer for future reference and use. You do not need Internet access to read the instructions or the application once you save them to your computer.

1. [Download Application Instructions](#) 
2. [Download Application Package](#) 



The Grants.gov Application Package Screen

oppED-GRANTS-040907-001-cfda84.324-cid84-324A2007-01.pdf - Adobe Reader

File Edit View Document Tools Window Help

1 / 1 102% Find

Please fill out the following form. You can save data typed into this form. Highlight Fields

Submit Save Print Cancel Check Package for Errors

GRANTS.GOV™

Grant Application Package

Opportunity Title:	Special Education Research
Offering Agency:	ED2
CFDA Number:	84.324
CFDA Description:	Special Education_Research and Innovation to Improve S
Opportunity Number:	ED-GRANTS-040907-00
Competition ID:	84-324A2007-01
Opportunity Open Date:	04/09/2007
Opportunity Close Date:	04/20/2007
Agency Contact:	ED Tester 2 Tester E-mail: [REDACTED] Phone: [REDACTED]

This electronic grants application is intended to be used to apply for the specific Federal funding opportunity referenced here.

If the Federal funding opportunity listed is not the opportunity for which you want to apply, close this application package by clicking on the "Cancel" button at the top of this screen. You will then need to locate the correct Federal funding opportunity, download its application and then apply.

This opportunity is open only to individuals, applicants who are submitting grant applications on their behalf, and not on behalf of a company, state, local or tribal government, academia, or other organization.


* Application Filing Name: Application Filing Name

Mandatory Documents

RR_SF424-V1.1
RR_FedNonFedBudget-V1.1
RR_OtherProjectInfo-V1.1

Move Form to Complete =>

Mandatory Documents for Submission





For a training demonstration on how to complete an application package, go to “Apply for Grants.”

- FOR APPLICANTS
 - Find Grant Opportunities
 - Get Registered
 - Apply for Grants
 - Track Your Application
 - Applicant Resources
- APPLICANT SYSTEM-TO-SYSTEM
- FOR GRANTORS
- ABOUT GRANTS.GOV
- HELP
- CONTACT US
- SITE MAP



Find. Apply. Succeed.


Grants.gov is your source to **FIND** and **APPLY** for federal government grants. The U.S. Department of Health and Human Services is proud to be the managing partner for Grants.gov, an initiative that is having an unparalleled impact on the grant community. [Learn more](#) about Grants.gov.

To find out if you are eligible for grant opportunities offered on this site, [click here](#).

What's New This Week at Grants.gov

New Opportunities This Week

[View the latest Stakeholder Webcast](#)





Scroll down to “Step 2: Complete the Grant Application Package” and click the link highlighted below

please refer to this [support](#) page.


*Grants.gov recommends downloading both PureEdge and compatible version of [Adobe Reader](#) to seamlessly apply for grants. Grants.gov is currently transitioning to phase out of PureEdge software to using Adobe Reader software exclusively. For a period of time applicants will still be able to use PureEdge as it is applicable.

Step 2: Complete the Grant Application Package

- Now that you have finished Step 1, complete the grant application offline.
- Instructions on how to open and use the forms in the package are on the application package cover sheet. You will also have access to agency application instructions, which will include what is required for your submission.
- Save changes to your application as you go. Grants.gov does NOT automatically save changes.
- The package cannot be submitted until all required fields have been completed.
- [View a narrated tutorial on how to complete a grant application package using PureEdge Viewer.](#)
- [View a narrated tutorial on how to complete a grant application package using Adobe Reader.](#)
- If you're having problems completing the package, [view our Frequently Asked Questions.](#)

Step 3: Submit the Completed Grant Application Package

- Click the submit button located at the top of the application package cover page. It will not be live until you have:
 - completed all required forms





Who Uses Grants.gov?

☞ Organizations


☞ (Ebiz POC) E-Business Point of Contact

☞ (AOR) Authorized Organization Representative

☞ Grant researcher

☞ Individuals

Note: One person can and, in some instances, will serve in multiple capacities for the organization






Registering With Grants.gov

(for Organizations)

- 🖱️ Step 1: Register Your Organization
- 🖱️ Step 2: Register Yourself as an Authorized Organization Representative (AOR)
- 🖱️ Step 3: Get Yourself Authorized by your organization to submit grants

Registration can take 5 or more days to complete


Begin the registration process now; avoid the pressure of registering and applying at the same time.





Step 1: Register your Organization

- 🖱️ Obtain your organizations DUNS number
- 🖱️ Register your organization with Central Contractor Registry (CCR). Please note this registration must be updated annually.
- 🖱️ Identify your organization's E-Business Point of Contact (e-Biz POC)
- 🖱️ Confirm your organization's CCR M-PIN password (Marketing Partner ID Number (M-PIN) password)





See if Organization is Registered

- 🖱 If you think your organization is registered
- 🖱 Go to the Central Contractor Registry (CCR)

<http://www.ccr.gov>

Search for your organization & Also find e-Business POC listed here

CENTRAL CONTRACTOR REGISTRATION

Home | Contractors | Grantees | International Registrants

Start New Registration

Update or Renew Registration

Search CCR


Dynamic Small Business Search

Welcome to Central Contractor Register

Central Contractor Registration (CCR) is the primary registration database for the U.S. Federal Government. CCR collects, validates, stores and disseminates data in support of agency acquisition missions. Click [here](#) to learn more about CCR Policy and Background.

Most Recent Changes

New CCR Update Change: On Monday, November 4, 2002, the Contractor Registration (CCR) system Update module 4.07.0.2. This release includes the collection of add...






Step 2: Register Yourself as AOR

- 🖱️ Obtain your username and password from the Grants.gov Credential Provider.
- 🖱️ Register username and password with Grants.gov

Step 3: Get Authorized as an AOR

- 🖱️ Contact your E-Business POC to ensure your AOR Status
- 🖱️ Log in to Grants.gov to check your AOR status

NOTE: An Authorized Organization Representative (AOR) is the person who submits the application for the organization.



Check your AOR Status

- 🖱 Login to Grants.gov as an Applicant
- 🖱 Check your AOR status in your user profile
- 🖱 Approved status means your ready to submit

Welcome,
ED Tester1
of DUNS_0081217740000

[Check Application Status](#)

[Manage Applicant Profile](#)

[Logout](#)


Home > For Applicants > Manage Applicant Profile

Applicant Profile

First:	<input type="text" value="ED"/>	Last:	<input type="text" value="Tester1"/>
Tel:	<input type="text" value="123-123-1234"/>	Email:	<input type="text" value="email@org.edu"/>
Title:	<input type="text" value="Tester1"/>	DUNS#:	<input type="text" value="0081217740000"/>
AOR Status: Approved			

Submit

Cancel





For step-by-step instructions on registering your organization and the entire Grants.gov process, click on “Applicant Resources” User Guide.

Home » [For Applicants](#) »

APPLICANT RESOURCES

There are several tools and documents available here to help you with Grants.gov.

FOR APPLICANTS

- [Find Grant Opportunities](#)
- [Get Registered](#)
- [Apply for Grants](#)
- [Track Your Application](#)
- ▶ [Applicant Resources](#)**
- [Applicant FAQs](#)
- [Submit Application FAQs](#)

APPLICANT SYSTEM-TO-SYSTEM

FOR GRANTORS

ABOUT GRANTS.GOV

HELP

CONTACT US

SITE MAP

[FAQs](#)

[User Guides](#)

[Animated Tutorials](#)

[Grants.gov Overview](#)

[Quarterly "Succeed" E-Newsletter](#)

[Webcast Archive](#)

[Outreach Request Form](#)

[Download Software](#)

[Glossary](#)


[Stakeholder Communications](#)


[Password Reset \[EXIT Disclaimer\]](#)

[Related Links](#)

[Exit Disclaimer](#)

Frequently Asked Questions – The most frequently asked questions about Grants.gov for applicants.






- [Applicant FAQs](#)
- [Submit Application FAQs](#)
- [General FAQs](#)
- [Adobe and PureEdge FAQs](#) 
- [Public Law 106-107 FAQs](#)






Reference any of the highlighted material

User Guides – Instructions for Applicant Registration, Finding and Applying for Grants.

- [Applicant User Guide](#)  – A detailed guide to registration, finding and applying for grant opportunities.
- [Registration User Guide](#)  – A detailed guide specifically focused on registration.
- [Find and Apply for Grant Opportunities](#)  – A detailed guide specifically focused on finding and applying for grants.
- [Registration Brochure](#)  – Download a step-by-step guide to register your organization.
- [Grants.gov Overview Brochure](#)  – Download a helpful overview to find and apply for grants on Grants.gov.


Animated Tutorials – Learn more about specific topics by watching an animated overview.

- [Grants.gov Overview](#) – Watch an overview about Grants.gov.
- [PureEdge Application Overview](#) – Watch an overview on how to apply using the PureEdge Viewer.
- [Adobe Reader Application Overview](#) – Watch an overview on how to apply using Adobe Reader.

[Grants.gov Overview](#)  – Review a PowerPoint presentation for a general overview about Grants.gov

[Quarterly "Succeed" E-Newsletter](#) – Subscribe to the Grants.gov mailing list and receive "Succeed" in your email inbox each quarter. [View past issues of "Succeed"](#).


[Webcast Archive](#) – View archived webcasts that cover the benefits of Grants.gov and the registration process.





Tips to Submit Successfully

- 🖱️ Review notices carefully
 - 🖱️ Application notice indicates if program is using Grants.gov
 - 🖱️ ED only accepts .doc; .rtf; and .pdf files via Grants.gov.
 - 🖱️ Review ED deadlines, both due *date* and *time*
 - 🖱️ Due on July 7, by 4:30:00 p.m. Washington, D.C. time
- 🖱️ Submit early; allow extra time
 - 🖱️ Grants.gov date-and-time stamps application and then completes validation after it is fully uploaded
- 🖱️ Enter DUNS number used in CCR on the application
 - 🖱️ If a different DUNS is entered submission will be rejected






MAC and Dial-Up User Tips

- 🖱️ Macintosh users
 - 🖱️ Need a Windows emulator to use Grants.gov
- 🖱️ Dial-up Internet connections
 - 🖱️ Takes longer to upload than high-speed connections
 - 🖱️ Depending on the size of the application, the submission may take a few minutes up to a few hours
- 🖱️ Exception to mandatory electronic submissions
 - 🖱️ Review the Federal Register notice
 - 🖱️ Determine early if your organization needs an exception
 - 🖱️ See ED submission procedures and tips (link listed below)


<http://e-grants.ed.gov/help/GrantsgovSubmissionProcedures.pdf>





Winning Reminders

- 🖱 Register early
 - 🖱 Register before the program application is available
 - 🖱 Verify registration steps are complete
- 🖱 Download the Adobe Reader 8.1.2 or higher ASAP
- 🖱 Submit early
 - 🖱 Allow time for uploading and unexpected issues
 - 🖱 Plan to submit several days before the deadline if possible
- 🖱 Verify submission—Two-step process
 - 🖱 Check that application is received & validated by Grants.gov
 - 🖱 Application is not “fully submitted” until you receive an email from the Department





For additional information contact:

Grants.gov Support
1-800-518-4726
support@grants.gov

