

# Monthly Treasury Statement

of Receipts and Outlays  
of the United States Government

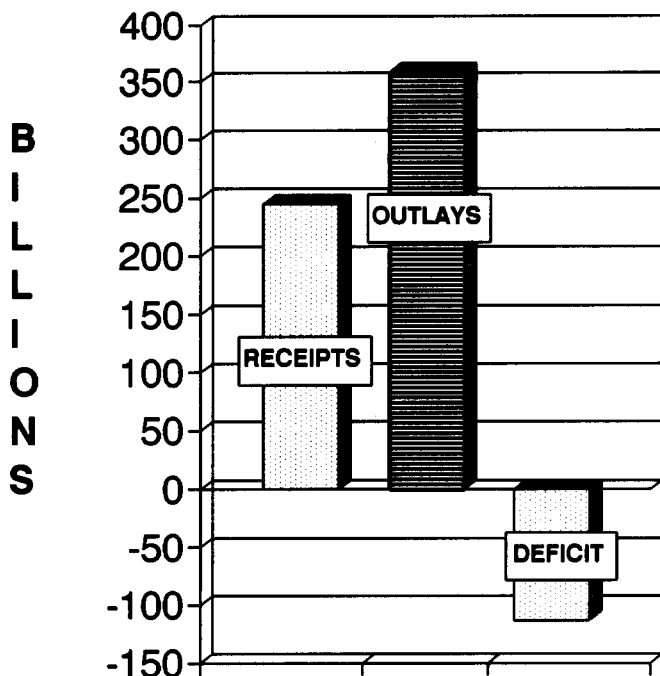
For Fiscal Year 2002 Through **November 30, 2002**, and Other Periods

## Highlight

Military active duty pay, veterans' benefits, supplemental security income payments, and Medicare payments to health maintenance organizations for December 1, 2002 were accelerated to November 29, 2002.

The scheduled release dates for the Year 2003 Statements are listed on the back of this publication.

### RECEIPTS, OUTLAYS, AND SURPLUS/DEFICIT THROUGH NOVEMBER 2002



#### Contents

Summary, page 2

Receipts, page 6

Outlays, page 7

Means of financing, page 20

Receipts/outlays by month, page 28

Federal trust funds/securities, page 30

Receipts by source/outlays by  
function, page 30

Explanatory notes, page 31

Compiled and Published by

*Department of the Treasury*  
**Financial Management Service**

# Introduction

The *Monthly Treasury Statement of Receipts and Outlays of the United States Government (MTS)* is prepared by the Financial Management Service, Department of the Treasury, and after approval by the Fiscal Assistant Secretary of the Treasury, is normally released on the 14th workday of the month following the reporting month. The publication is based on data provided by Federal entities, disbursing officers, and Federal Reserve banks.

## Audience

The *MTS* is published to meet the needs of: Those responsible for or interested in the cash position of the Treasury; Those who are responsible for or interested in the Government's budget results; and individuals and businesses whose operations depend upon or are related to the Government's financial operations.

## Disclosure Statement

This statement summarizes the financial activities of the Federal Government and off-budget Federal entities conducted in accordance with the Budget of the U.S. Government, i.e., receipts and outlays of funds, the surplus or deficit, and the means of financing the deficit or disposing of the surplus. Information is presented on a modified cash basis: receipts are accounted for on the basis of collections; refunds of receipts are treated as deductions from gross receipts; revolving and

management fund receipts, reimbursements and refunds of monies previously expended are treated as deductions from gross outlays; and interest on the public debt (public issues) is recognized on the accrual basis. Major information sources include accounting data reported by Federal entities, disbursing officers, and Federal Reserve banks.

## Triad of Publications

The *MTS* is part of a triad of Treasury financial reports. The *Daily Treasury Statement* is published each working day of the Federal Government. It provides data on the cash and debt operations of the Treasury based upon reporting of the Treasury account balances by Federal Reserve banks. The *MTS* is a report of Government receipts and outlays, based on agency reporting. The *Combined Statement of Receipts, Outlays, and Balances of the United States Government* is the official publication of the detailed receipts and outlays of the Government. It is published annually in accordance with legislative mandates given to the Secretary of the Treasury.

## Data Sources and Information

The Explanatory Notes section of this publication provides information concerning the flow of data into the *MTS* and sources of information relevant to the *MTS*.

**Table 1. Summary of Receipts, Outlays, and the Deficit/Surplus of the U.S. Government, Fiscal Years 2002 and 2003, by Month**

[\$ millions]			
Period	Receipts	Outlays	Deficit/Surplus (-)
<b>FY 2002</b>			
October .....	157,163	164,819	7,656
November .....	121,233	175,500	54,267
December .....	187,914	161,347	-26,567
January .....	203,452	159,723	-43,729
February .....	97,962	174,018	76,056
March .....	111,220	175,458	64,238
April .....	237,426	170,257	-67,170
May .....	102,496	183,127	80,631
June .....	182,633	153,562	-29,071
July .....	134,409	163,568	29,159
August .....	124,619	179,328	54,709
September .....	192,770	150,256	-42,513
<b>Year-to-Date .....</b>	<b>1,853,296</b>	<b>2,010,962</b>	<b>157,666</b>
<b>FY 2003</b>			
October .....	<sup>1</sup> 124,557	1178,549	53,992
November .....	120,037	179,135	59,099
<b>Year-to-Date .....</b>	<b>244,593</b>	<b>357,684</b>	<b>113,091</b>

<sup>1</sup>Receipts have been decreased and outlays correspondingly decreased in October 2002 by \$378 million to reflect additional reporting by the Department of Treasury.

Note: Details may not add to totals due to rounding.

**Table 2. Summary of Budget and Off-Budget Results and Financing of the U.S. Government, November 2002 and Other Periods**

[\$ millions]

Classification	This Month	Current Fiscal Year to Date	Budget Estimates Full Fiscal Year <sup>1</sup>	Prior Fiscal Year to Date (2002)	Budget Estimates Next Fiscal Year (2004) <sup>1</sup>
Total on-budget and off-budget results:					
Total receipts .....	120,037	244,593	2,028,958	278,395	2,169,317
On-budget receipts .....	80,671	168,735	1,488,959	205,378	1,600,319
Off-budget receipts .....	39,366	75,858	539,999	73,018	568,998
Total outlays .....	179,135	357,684	2,138,154	340,318	2,216,869
On-budget outlays .....	141,939	288,459	1,771,161	274,400	1,836,442
Off-budget outlays .....	37,196	69,225	366,993	65,918	380,427
Total surplus (+) or deficit (-) .....	-59,099	-113,091	-109,196	-61,923	-47,552
On-budget surplus (+) or deficit (-) .....	-61,268	-119,724	-282,202	-69,023	-236,123
Off-budget surplus (+) or deficit (-) .....	+2,170	+6,633	+173,006	+7,099	+188,571
Total on-budget and off-budget financing .....	59,099	113,091	109,196	61,923	47,552
Means of financing:					
Borrowing from the public .....	63,245	96,630	126,163	68,341	58,153
Reduction of operating cash, increase (-) .....	12,771	29,943	-5,000	13,704	.....
By other means .....	-16,917	-13,482	-11,967	-20,122	-10,601

<sup>1</sup>These figures are based on the *Mid-Session Review of the FY 2003 Budget*, released by the Office of Management and Budget on July 15, 2002.

... No Transactions.  
Note: Details may not add to totals due to rounding.

**Figure 1. Monthly Receipts, Outlays, and Budget Deficit/Surplus of the U.S. Government, Fiscal Years 2002 and 2003**

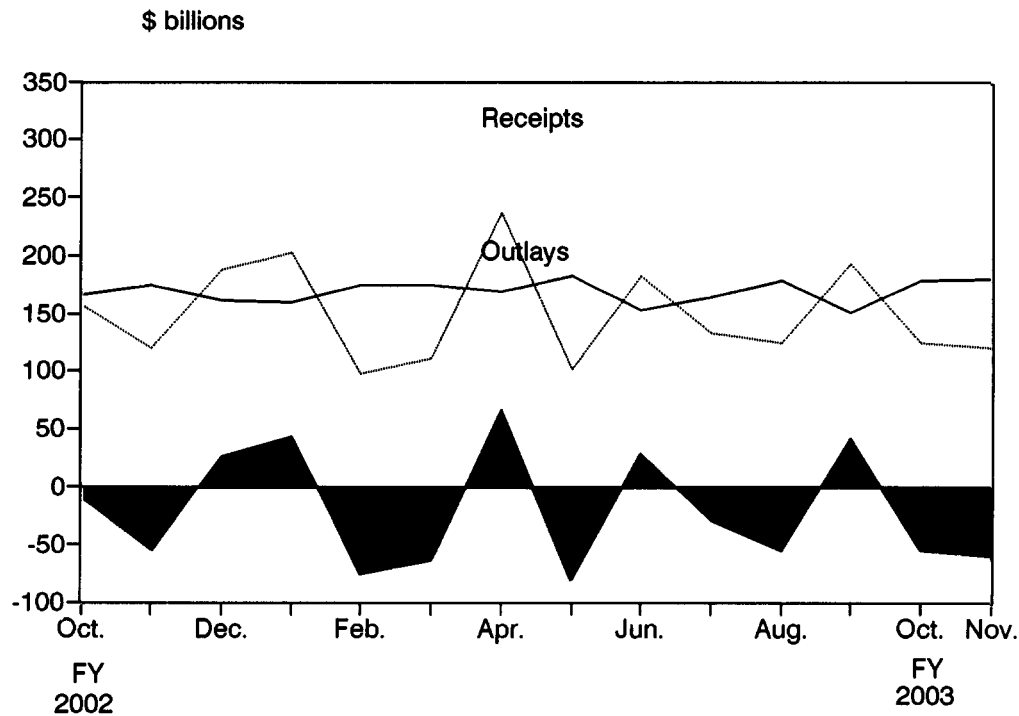


Figure 2. Monthly Receipts of the U.S. Government, by Source, Fiscal Years 2002 and 2003

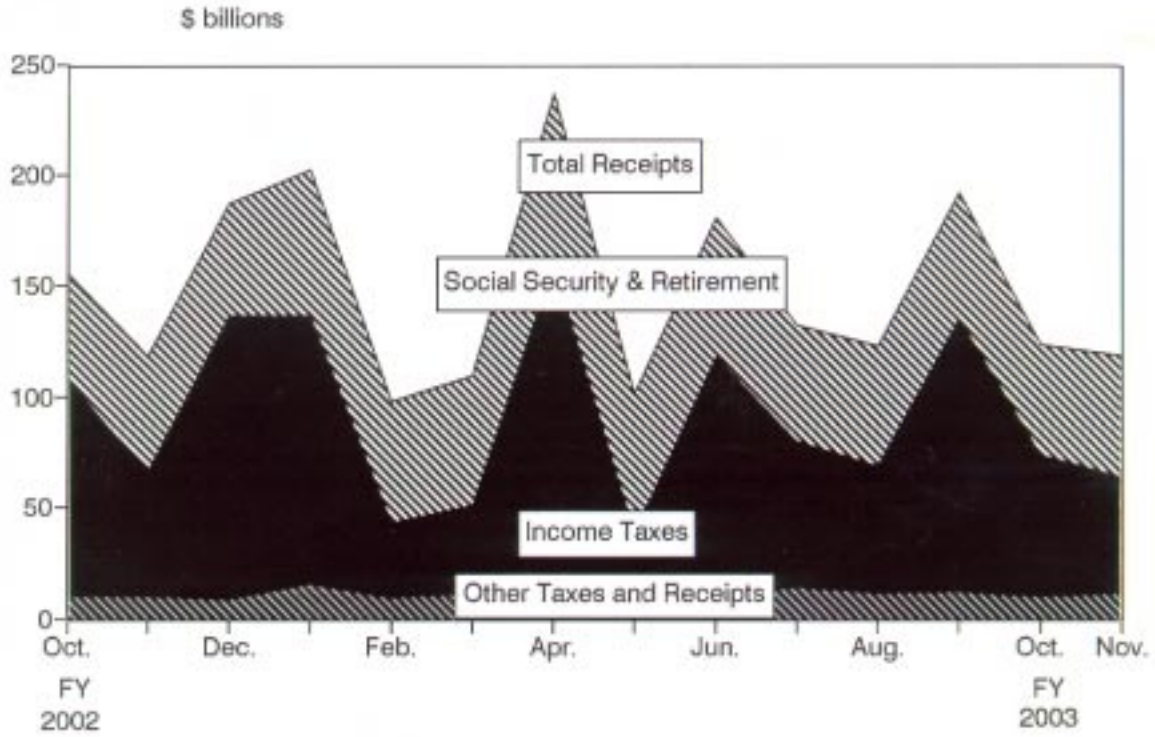
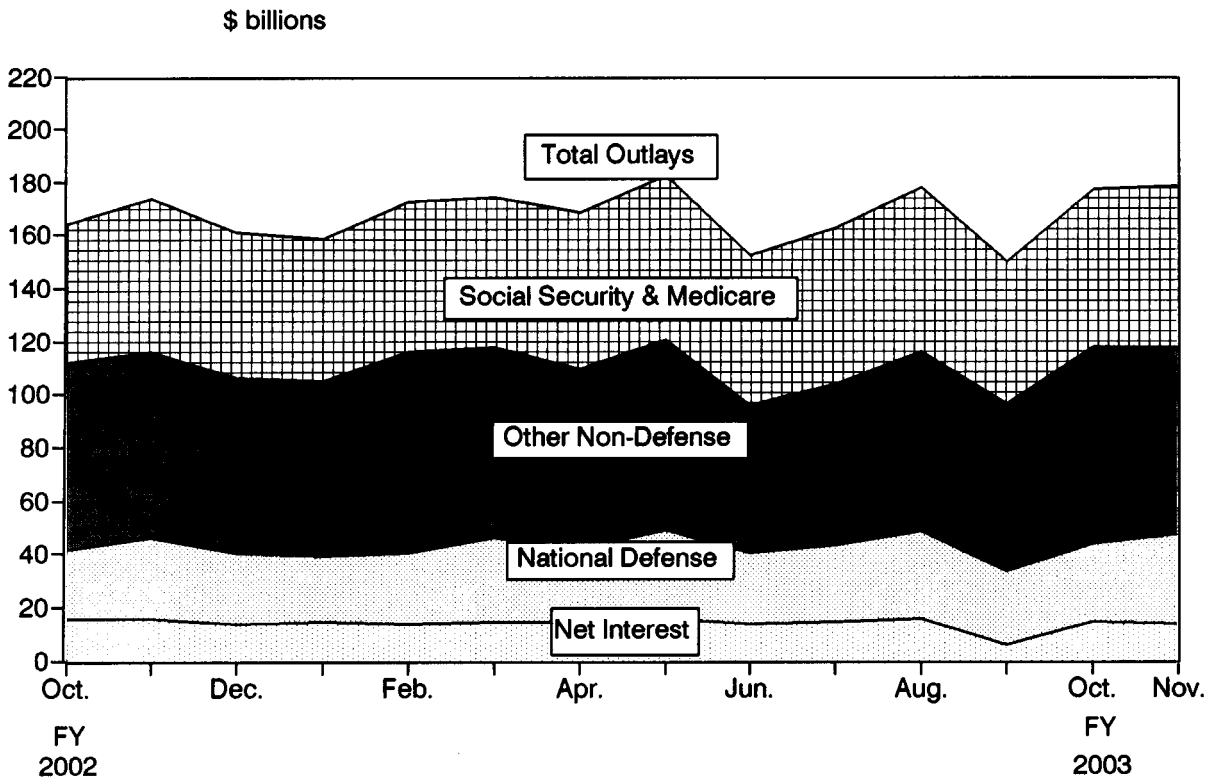


Figure 3. Monthly Outlays of the U.S. Government, by Function, Fiscal Years 2002 and 2003



**Table 3. Summary of Receipts and Outlays of the U.S. Government, November 2002 and Other Periods**

[\$ millions]

Classification	This Month	Current Fiscal Year to Date	Comparable Prior Period	Budget Estimates Full Fiscal Year <sup>1</sup>
<b>Budget Receipts</b>				
Individual income taxes .....	55,010	122,697	134,306	963,632
Corporation income taxes .....	-2,145	<sup>2</sup> -6,634	19,706	176,757
Social insurance and retirement receipts:				
Employment and general retirement (off-budget) .....	39,366	75,858	73,018	539,999
Employment and general retirement (on-budget) .....	12,888	24,754	24,363	159,435
Unemployment insurance .....	2,433	3,969	3,885	34,051
Other retirement .....	358	796	791	4,577
Excise taxes .....	5,958	10,570	8,499	69,872
Estate and gift taxes .....	1,655	3,672	4,692	22,225
Customs duties .....	1,627	3,190	3,491	18,721
Miscellaneous receipts .....	2,887	5,722	5,643	39,689
<b>Total Receipts .....</b>	<b>120,037</b>	<b>244,593</b>	<b>278,395</b>	<b>2,028,958</b>
<b>(On-budget) .....</b>	<b>80,671</b>	<b>168,735</b>	<b>205,378</b>	<b>1,488,959</b>
<b>(Off-budget) .....</b>	<b>39,366</b>	<b>75,858</b>	<b>73,018</b>	<b>539,999</b>
<b>Budget Outlays</b>				
Legislative Branch .....	259	594	626	3,900
Judicial Branch .....	407	819	779	5,371
Department of Agriculture .....	7,857	17,193	16,677	78,814
Department of Commerce .....	481	908	924	5,547
Department of Defense-Military .....	31,293	60,038	54,655	360,571
Department of Education .....	3,449	7,686	6,579	55,919
Department of Energy .....	1,886	4,141	3,547	19,722
Department of Health and Human Services .....	42,389	86,257	77,310	492,041
Department of Housing and Urban Development .....	2,982	6,636	7,170	35,637
Department of the Interior .....	547	1,565	1,678	10,540
Department of Justice .....	1,814	4,138	4,459	27,709
Department of Labor .....	5,251	11,129	8,154	59,719
Department of State .....	902	2,185	2,776	9,910
Department of Transportation .....	4,894	10,732	11,327	59,101
Department of the Treasury:				
Interest on Treasury debt securities (gross) .....	19,552	33,230	38,748	350,755
Other .....	1,750	<sup>2</sup> 3,890	2,244	43,854
Department of Veterans Affairs .....	6,461	10,907	10,244	57,566
Corps of Engineers .....	436	1,015	988	4,232
Other Defense Civil Programs .....	3,112	6,573	5,746	40,930
Environmental Protection Agency .....	604	1,247	1,202	7,971
Executive Office of the President .....	25	51	181	326
Federal Emergency Management Agency .....	400	765	846	8,882
General Services Administration .....	32	77	-154	-47
International Assistance Program .....	1,293	2,190	2,328	13,162
National Aeronautics and Space Administration .....	1,067	2,197	2,588	14,768
National Science Foundation .....	366	753	649	4,888
Office of Personnel Management .....	4,310	9,031	8,698	57,530
Small Business Administration .....	-359	-267	250	569
Social Security Administration .....	43,951	84,852	80,694	509,007
Other independent agencies .....	842	<sup>3</sup> 698	<sup>3</sup> 1,578	16,241
Allowances .....	.....	.....	.....	-1,644
Undistributed offsetting receipts:				
Interest .....	-5,204	<sup>3</sup> -5,267	<sup>3</sup> -5,884	-160,445
Other .....	-3,914	-8,276	-7,287	-54,892
<b>Total outlays .....</b>	<b>179,135</b>	<b>357,684</b>	<b>340,318</b>	<b>2,138,154</b>
<b>(On-budget) .....</b>	<b>141,939</b>	<b>288,459</b>	<b>274,400</b>	<b>1,771,161</b>
<b>(Off-budget) .....</b>	<b>37,196</b>	<b>69,225</b>	<b>65,918</b>	<b>366,993</b>
<b>Surplus (+) or deficit (-) .....</b>	<b>-59,099</b>	<b>-113,091</b>	<b>-61,923</b>	<b>-109,196</b>
<b>(On-budget) .....</b>	<b>-61,268</b>	<b>-119,724</b>	<b>-69,023</b>	<b>-282,202</b>
<b>(Off-budget) .....</b>	<b>+2,170</b>	<b>+6,633</b>	<b>+7,099</b>	<b>+173,006</b>

<sup>1</sup>These figures are based on the *Mid-Session Review of the FY 2003 Budget*, released by the Office of Management and Budget on July 15, 2002.

<sup>2</sup>Receipts have been decreased and outlays correspondingly decreased in October 2002 by \$378 million to reflect additional reporting by the Department of Treasury.

<sup>3</sup>Other independent agencies has been increased and Undistributed offsetting receipts has been correspondingly increased by \$145 million and \$8 million, in Fiscal Year 2002 and October

2002, respectively, due to the reclassification of the "Earnings of investments, District of Columbia Federal pension liability fund" account from a proprietary receipt from the public to an undistributed offsetting receipt.

... No Transactions.

Note: Details may not add to totals due to rounding.

**Table 4. Receipts of the U.S. Government, November 2002 and Other Periods**

[\$ millions]

Classification	This Month			Current Fiscal Year to Date			Prior Fiscal Year to Date		
	Gross Receipts	Refunds (Deduct)	Receipts	Gross Receipts	Refunds (Deduct)	Receipts	Gross Receipts	Refunds (Deduct)	Receipts
<b>Individual income taxes:</b>									
Withheld .....	60,752			122,217			129,781		
Presidential Election Campaign Fund .....	1			1			(**)		
Other .....	2,419			10,643			12,587		
<b>Total—Individual income taxes .....</b>	<b>63,172</b>	<b>8,162</b>	<b>55,010</b>	<b>132,862</b>	<b>10,165</b>	<b>122,697</b>	<b>142,368</b>	<b>8,062</b>	<b>134,306</b>
<b>Corporation income taxes .....</b>	<b>3,107</b>	<b>5,252</b>	<b>-2,145</b>	<b>19,799</b>	<b>16,433</b>	<b>-6,634</b>	<b>33,544</b>	<b>13,838</b>	<b>19,706</b>
<b>Social insurance and retirement receipts:</b>									
Employment and general retirement:									
Federal old-age and survivors ins. trust fund:									
Federal Insurance Contributions Act taxes .....	33,573		33,573	64,609		64,609	62,184		62,184
Self-Employment Contributions Act taxes .....	79		79	238		238	235		235
Deposits by States .....				(**)		(**)			
Adjustments attributable to prior years .....									
<b>Total—FOASI trust fund .....</b>	<b>33,652</b>		<b>33,652</b>	<b>64,847</b>		<b>64,847</b>	<b>62,419</b>		<b>62,419</b>
Federal disability insurance trust fund:									
Federal Insurance Contributions Act taxes .....	5,701		5,701	10,971		10,971	10,559		10,559
Self-Employment Contributions Act taxes .....	13		13	40		40	40		40
Deposits by States .....				(**)		(**)			
Adjustments attributable to prior years .....									
<b>Total—FDI trust fund .....</b>	<b>5,714</b>		<b>5,714</b>	<b>11,011</b>		<b>11,011</b>	<b>10,599</b>		<b>10,599</b>
Federal hospital insurance trust fund:									
Federal Insurance Contributions Act taxes .....	12,505		12,505	23,928		23,928	23,545		23,545
Self-Employment Contributions Act taxes .....	33		33	99		99	99		99
Receipts from Railroad Retirement Board .....									
Deposits by States .....				(**)		(**)			
Adjustments attributable to prior years .....									
<b>Total—FHI trust fund .....</b>	<b>12,538</b>		<b>12,538</b>	<b>24,027</b>		<b>24,027</b>	<b>23,644</b>		<b>23,644</b>
Railroad retirement:									
Rail pension and supplemental annuity .....	192		192	389	(**)	389	377	(**)	377
Social Security equivalent account .....	158		158	339	(**)	339	342	(**)	342
<b>Total—Employment and general retirement: .....</b>	<b>52,254</b>		<b>52,254</b>	<b>100,613</b>	<b>(**)</b>	<b>100,612</b>	<b>97,381</b>	<b>(**)</b>	<b>97,381</b>
Unemployment insurance:									
Deposits by States .....	2,345		2,345	3,211		3,211	3,041		3,041
Federal Unemployment Tax Act taxes .....	87		87	731	8	723	839	13	826
Railroad unemployment taxes .....	(**)		(**)	35		35	18		18
Railroad debt repayment .....									
<b>Total—Unemployment insurance .....</b>	<b>2,433</b>		<b>2,433</b>	<b>3,977</b>	<b>8</b>	<b>3,969</b>	<b>3,898</b>	<b>13</b>	<b>3,885</b>
Other retirement:									
Federal employees retirement – employee share .....	354		354	787		787	780		780
Non-federal employees retirement .....	3		3	9		9	11		11
<b>Total—Other retirement .....</b>	<b>358</b>		<b>358</b>	<b>796</b>		<b>796</b>	<b>791</b>		<b>791</b>
<b>Total—Social insurance and retirement receipts .....</b>	<b>55,044</b>		<b>55,044</b>	<b>105,385</b>	<b>8</b>	<b>105,377</b>	<b>102,070</b>	<b>13</b>	<b>102,057</b>
<b>Excise taxes:</b>									
Miscellaneous excise taxes .....	1,613	45	1,568	5,703	120	5,583	4,962	146	4,815
Airport and airway trust fund .....	865	(**)	865	991	(**)	991	138	(**)	138
Highway trust fund .....	3,469		3,469	3,933	1	3,933	3,493	3	3,490
Black lung disability trust fund .....	56		56	64		64	56		56
<b>Total—Excise taxes .....</b>	<b>6,003</b>	<b>45</b>	<b>5,958</b>	<b>10,691</b>	<b>120</b>	<b>10,570</b>	<b>8,648</b>	<b>149</b>	<b>8,499</b>
<b>Estate and gift taxes .....</b>	<b>1,746</b>	<b>91</b>	<b>1,655</b>	<b>3,831</b>	<b>159</b>	<b>3,672</b>	<b>4,828</b>	<b>136</b>	<b>4,692</b>
<b>Customs duties .....</b>	<b>1,742</b>	<b>115</b>	<b>1,627</b>	<b>3,585</b>	<b>395</b>	<b>3,190</b>	<b>3,649</b>	<b>158</b>	<b>3,491</b>
<b>Miscellaneous Receipts:</b>									
Deposits of earnings by Federal Reserve Banks .....	2,033		2,033	4,001		4,001	3,811		3,811
Universal service fund .....	420		420	855		855	915		915
All other .....	451	18	433	903	37	866	939	22	917
<b>Total — Miscellaneous receipts .....</b>	<b>2,905</b>	<b>18</b>	<b>2,887</b>	<b>5,759</b>	<b>37</b>	<b>5,722</b>	<b>5,665</b>	<b>22</b>	<b>5,643</b>
<b>Total — Receipts .....</b>	<b>133,720</b>	<b>13,684</b>	<b>120,037</b>	<b>271,911</b>	<b>27,318</b>	<b>244,593</b>	<b>300,774</b>	<b>22,379</b>	<b>278,395</b>
<b>Total — On-budget .....</b>	<b>94,354</b>	<b>13,684</b>	<b>80,671</b>	<b>196,053</b>	<b>27,318</b>	<b>168,735</b>	<b>227,756</b>	<b>22,379</b>	<b>205,378</b>
<b>Total — Off-budget .....</b>	<b>39,366</b>		<b>39,366</b>	<b>75,858</b>		<b>75,858</b>	<b>73,018</b>		<b>73,018</b>

<sup>1</sup>Receipts have been decreased and outlays correspondingly decreased in October 2002 by \$378 million to reflect additional reporting by the Department of Treasury.  
... No Transactions.

(\*\* ) Less than \$500,000.  
Note: Details may not add to totals due to rounding.

**Table 5. Outlays of the U.S. Government, November 2002 and Other Periods**  
 [\$ millions]

Classification	This Month			Current Fiscal Year to Date			Prior Fiscal Year to Date		
	Gross Outlays	Applicable Receipts	Outlays	Gross Outlays	Applicable Receipts	Outlays	Gross Outlays	Applicable Receipts	Outlays
<b>Legislative Branch:</b>									
Senate .....	50	(**)	50	101	(**)	101	87	(**)	87
House of Representatives .....	84	(**)	84	161	(**)	161	148	(**)	148
Joint items .....	13	.....	13	39	.....	39	31	.....	31
Congressional Budget Office .....	2	.....	2	5	.....	5	5	.....	5
Architect of the Capitol .....	27	(**)	27	57	1	56	49	1	48
Library of Congress .....	33	1	33	135	2	133	195	2	194
Government Printing Office .....	8	.....	8	22	.....	22	36	.....	36
General Accounting Office .....	35	.....	35	67	.....	67	69	.....	69
United States Tax Court .....	3	.....	3	5	.....	5	5	.....	5
Other Legislative Branch agencies .....	4	.....	4	8	.....	8	13	.....	13
Proprietary receipts from the public .....	.....	(**)	(**)	.....	1	-1	.....	7	-7
Intrabudgetary transactions .....	-1	.....	-1	-1	.....	-1	-2	.....	-2
<b>Total—Legislative Branch .....</b>	<b>260</b>	<b>1</b>	<b>259</b>	<b>599</b>	<b>5</b>	<b>594</b>	<b>635</b>	<b>10</b>	<b>626</b>
<b>Judicial Branch:</b>									
Supreme Court of the United States .....	4	.....	4	9	.....	9	7	.....	7
Courts of Appeals, District Courts, and other judicial services .....	393	.....	393	792	.....	792	746	.....	746
Other .....	14	.....	14	24	.....	24	29	.....	29
Proprietary receipts from the public .....	.....	4	-4	.....	5	-5	.....	3	-3
Intrabudgetary transactions .....	(**)	.....	(**)	(**)	.....	(**)	(**)	.....	(**)
<b>Total—Judicial Branch .....</b>	<b>411</b>	<b>4</b>	<b>407</b>	<b>825</b>	<b>5</b>	<b>819</b>	<b>782</b>	<b>3</b>	<b>779</b>
<b>Department of Agriculture:</b>									
Agricultural Research Service .....	92	.....	92	188	.....	188	98	.....	98
Cooperative State Research, Education, and Extension Service:									
Research and education activities .....	45	.....	45	83	.....	83	69	.....	69
Extension activities .....	30	.....	30	68	.....	68	61	.....	61
Other .....	7	.....	7	16	.....	16	6	.....	6
Animal and Plant Health Inspection Service .....	68	.....	68	147	.....	147	153	.....	153
Food Safety and Inspection Service .....	51	.....	51	105	.....	105	132	.....	132
Agricultural Marketing Service .....	97	.....	97	1,072	(**)	1,071	131	2	129
Risk Management Agency:									
Administrative and operating expenses .....	6	.....	6	11	.....	11	14	.....	14
Federal crop insurance corporation fund .....	489	361	128	994	575	419	618	688	-70
Farm Service Agency:									
Salaries and expenses .....	98	.....	98	183	.....	183	230	.....	230
Commodity Credit Corporation .....	4,304	831	3,473	8,545	1,298	7,247	11,455	2,323	9,132
Agricultural credit insurance fund .....	10	53	-43	22	124	-103	19	135	-116
Other .....	6	.....	6	11	.....	11	7	.....	7
<b>Total—Farm Service Agency .....</b>	<b>4,418</b>	<b>884</b>	<b>3,534</b>	<b>8,761</b>	<b>1,422</b>	<b>7,339</b>	<b>11,711</b>	<b>2,458</b>	<b>9,253</b>
Natural Resources Conservation Service:									
Conservation operations .....	62	.....	62	115	.....	115	149	.....	149
Other .....	26	.....	26	54	.....	54	45	.....	45
Rural Development .....	104	.....	104	221	.....	221	234	.....	234
Rural Housing Service:									
Rural housing insurance fund .....	108	144	-36	129	287	-158	143	290	-147
Rental assistance program .....	54	.....	54	114	.....	114	106	.....	106
Other .....	7	.....	7	13	.....	13	10	.....	10
Rural Utilities Service:									
Rural electrification and telecommunications fund .....	2	168	-167	4	322	-318	173	447	-273
Rural development insurance fund .....	(**)	26	-26	2	61	-59	36	56	-20
Other .....	1	9	-8	4	15	-11	4	23	-19
Foreign Agricultural Service .....	(**)	.....	(**)	4	.....	4	70	.....	70
Food and Nutrition Service:									
Food stamp program .....	2,107	.....	2,107	4,144	.....	4,144	3,518	.....	3,518
Child nutrition programs .....	962	.....	962	1,982	.....	1,982	1,659	.....	1,659
Special supplemental nutrition program for women, infants, and children .....	356	.....	356	788	.....	788	728	.....	728
Other .....	24	.....	24	77	.....	77	82	.....	82
<b>Total—Food and Nutrition Service .....</b>	<b>3,448</b>	<b>.....</b>	<b>3,448</b>	<b>6,991</b>	<b>.....</b>	<b>6,991</b>	<b>5,987</b>	<b>.....</b>	<b>5,987</b>
Forest Service:									
National forest system .....	95	.....	95	222	.....	222	260	.....	260
Wildland fire management .....	121	.....	121	296	.....	296	325	.....	325
Forest service permanent appropriations .....	9	.....	9	24	.....	24	23	.....	23
Other .....	92	.....	92	195	.....	195	212	.....	212
<b>Total—Forest Service .....</b>	<b>316</b>	<b>.....</b>	<b>316</b>	<b>738</b>	<b>.....</b>	<b>738</b>	<b>821</b>	<b>.....</b>	<b>821</b>
Other .....	70	2	68	144	5	139	115	6	109
Proprietary receipts from the public .....	.....	48	-48	.....	96	-96	.....	237	-237
Intrabudgetary transactions .....	-2	.....	-2	-2	.....	-2	-2	.....	-2
<b>Total—Department of Agriculture .....</b>	<b>9,499</b>	<b>1,642</b>	<b>7,857</b>	<b>19,975</b>	<b>2,783</b>	<b>17,193</b>	<b>20,884</b>	<b>4,208</b>	<b>16,677</b>

**Table 5. Outlays of the U.S. Government, November 2002 and Other Periods—Continued**  
 [\$ millions]

Classification	This Month			Current Fiscal Year to Date			Prior Fiscal Year to Date		
	Gross Outlays	Applicable Receipts	Outlays	Gross Outlays	Applicable Receipts	Outlays	Gross Outlays	Applicable Receipts	Outlays
<b>Department of Commerce:</b>									
Economic Development Administration .....	34	1	33	65	1	64	58	1	57
Bureau of the Census .....	46	.....	46	115	.....	115	123	.....	123
Promotion of Industry and Commerce .....	28	.....	28	54	.....	54	65	.....	65
Science and Technology:									
National Oceanic and Atmospheric Administration .....	300	.....	300	495	.....	495	452	12	440
National Institute of Standards and Technology .....	60	.....	60	132	.....	132	127	.....	127
Other .....	-2	1	-3	18	4	14	63	4	60
Total—Science and Technology .....	357	1	356	645	4	641	642	15	627
Other .....	18	(* *)	18	36	(* *)	36	45	(* *)	45
Proprietary receipts from the public .....	.....	(* *)	(* *)	.....	1	-1	.....	-6	6
Intrabudgetary transactions .....	.....	.....	.....	.....	.....	.....	.....	.....	.....
Offsetting governmental receipts .....	.....	.....	.....	.....	.....	.....	.....	.....	.....
<b>Total—Department of Commerce .....</b>	<b>484</b>	<b>2</b>	<b>481</b>	<b>914</b>	<b>6</b>	<b>908</b>	<b>934</b>	<b>10</b>	<b>924</b>
<b>Department of Defense—Military:</b>									
Military Personnel:									
Department of the Army .....	4,404	.....	4,404	7,167	.....	7,167	5,912	.....	5,912
Department of the Navy .....	3,880	.....	3,880	6,931	.....	6,931	5,982	.....	5,982
Department of the Air Force .....	2,909	.....	2,909	5,171	.....	5,171	4,630	.....	4,630
Total—Military Personnel .....	11,194	.....	11,194	19,268	.....	19,268	16,523	.....	16,523
Operation and Maintenance:									
Department of the Army .....	2,570	.....	2,570	5,302	.....	5,302	4,600	.....	4,600
Department of the Navy .....	3,107	.....	3,107	4,965	.....	4,965	3,695	.....	3,695
Department of the Air Force .....	3,013	.....	3,013	5,489	.....	5,489	4,779	.....	4,779
Defense agencies .....	2,934	.....	2,934	5,436	.....	5,436	4,353	.....	4,353
Total—Operation and Maintenance .....	11,623	.....	11,623	21,191	.....	21,191	17,429	.....	17,429
Procurement:									
Department of the Army .....	973	.....	973	1,991	.....	1,991	1,734	.....	1,734
Department of the Navy .....	2,010	.....	2,010	3,904	.....	3,904	3,969	.....	3,969
Department of the Air Force .....	1,367	.....	1,367	2,720	.....	2,720	3,906	.....	3,906
Defense agencies .....	263	.....	263	473	.....	473	374	.....	374
Total—Procurement .....	4,612	.....	4,612	9,088	.....	9,088	9,983	.....	9,983
Research, Development, Test, and Evaluation:									
Department of the Army .....	526	.....	526	1,004	.....	1,004	1,056	.....	1,056
Department of the Navy .....	834	.....	834	1,656	.....	1,656	1,421	.....	1,421
Department of the Air Force .....	1,424	.....	1,424	2,818	.....	2,818	2,428	.....	2,428
Defense agencies .....	1,334	.....	1,334	2,447	.....	2,447	1,866	.....	1,866
Total—Research, Development, Test, and Evaluation .....	4,118	.....	4,118	7,926	.....	7,926	6,771	.....	6,771
Military Construction:									
Department of the Army .....	150	.....	150	364	.....	364	331	.....	331
Department of the Navy .....	81	.....	81	161	.....	161	161	.....	161
Department of the Air Force .....	106	.....	106	195	.....	195	143	.....	143
Defense agencies .....	144	.....	144	252	.....	252	297	.....	297
Total—Military Construction .....	482	.....	482	972	.....	972	932	.....	932
Family Housing:									
Department of the Army .....	88	.....	88	178	.....	178	156	.....	156
Department of the Navy .....	87	.....	87	192	.....	192	186	.....	186
Department of the Air Force .....	85	.....	85	164	.....	164	150	.....	150
Defense agencies .....	11	(* *)	11	14	(* *)	13	84	1	83
Revolving and Management Funds:									
Department of the Army .....	-2	.....	-2	(* *)	.....	(* *)	12	.....	12
Department of the Navy .....	-219	.....	-219	-125	.....	-125	71	.....	71
Department of the Air Force .....	.....	.....	.....	.....	.....	.....	.....	.....	.....
Defense agencies:									
Working capital fund .....	559	.....	559	976	.....	976	797	.....	797
Other .....	43	.....	43	72	.....	72	255	(* *)	255
Other .....	-49	.....	-49	-27	.....	-27	6	.....	6
Trust funds:									
Department of the Army .....	2	.....	2	8	.....	8	(* *)	.....	(* *)
Department of the Navy .....	2	.....	2	7	.....	7	2	.....	2
Department of the Air Force .....	1	1	(* *)	8	2	6	3	1	1
Defense agencies .....	3	.....	3	5	.....	5	11	.....	11
Proprietary receipts from the public:									
Department of the Army .....	.....	646	-646	.....	594	-594	.....	-18	18
Department of the Navy .....	.....	350	-350	.....	-22	22	.....	-219	219
Department of the Air Force .....	.....	126	-126	.....	126	-126	.....	-6	6
Defense agencies .....	.....	19	-19	.....	40	-40	.....	310	-310



**Table 5. Outlays of the U.S. Government, November 2002 and Other Periods—Continued**  
 [\$ millions]

Classification	This Month			Current Fiscal Year to Date			Prior Fiscal Year to Date		
	Gross Outlays	Applicable Receipts	Outlays	Gross Outlays	Applicable Receipts	Outlays	Gross Outlays	Applicable Receipts	Outlays
<b>Department of Defense—Military:—Continued</b>									
Intrabudgetary transactions:									
Department of the Army .....	-209	.....	-209	39	.....	39	89	.....	89
Department of the Navy .....	-16	.....	-16	359	.....	359	769	.....	769
Department of the Air Force .....	53	.....	53	316	.....	316	466	.....	466
Defense agencies .....	-34	.....	-34	151	.....	151	30	.....	30
Offsetting governmental receipts:									
Department of the Army .....	.....	1	-1	.....	2	-2	.....	.....	.....
<b>Total—Department of Defense—Military .....</b>	<b>32,436</b>	<b>1,142</b>	<b>31,293</b>	<b>60,780</b>	<b>742</b>	<b>60,038</b>	<b>54,724</b>	<b>69</b>	<b>54,655</b>
<b>Department of Education:</b>									
Office of Elementary and Secondary Education:									
Education for the disadvantaged .....	616	.....	616	1,264	.....	1,264	1,112	.....	1,112
Impact aid .....	73	.....	73	129	.....	129	147	.....	147
School improvement programs .....	330	.....	330	706	.....	706	447	.....	447
Education reform .....	89	.....	89	187	.....	187	268	.....	268
Other .....	23	.....	23	53	.....	53	43	.....	43
<b>Total—Office of Elementary and Secondary Education .....</b>	<b>1,131</b>	<b>.....</b>	<b>1,131</b>	<b>2,339</b>	<b>.....</b>	<b>2,339</b>	<b>2,017</b>	<b>.....</b>	<b>2,017</b>
Office of English Language Acquisition .....	22	.....	22	58	.....	58	72	.....	72
Office of Special Education and Rehabilitative Services:									
Special education .....	795	.....	795	1,410	.....	1,410	1,106	.....	1,106
Rehabilitation services and disability research .....	247	.....	247	496	.....	496	471	.....	471
Special institutions for persons with disabilities .....	16	.....	16	23	.....	23	29	.....	29
Office of Vocational and Adult Education .....	127	.....	127	283	.....	283	292	.....	292
Office of Postsecondary Education:									
College housing and academic facilities loans .....	(* *)	1	-1	-1	7	-8	-4	16	-20
Higher education .....	153	.....	153	338	.....	338	271	.....	271
Howard University .....	15	.....	15	21	.....	21	26	.....	26
<b>Total—Office of Postsecondary Education .....</b>	<b>168</b>	<b>1</b>	<b>167</b>	<b>358</b>	<b>7</b>	<b>351</b>	<b>294</b>	<b>16</b>	<b>278</b>
Office of Student Financial Assistance:									
Student financial assistance .....	911	.....	911	2,310	.....	2,310	2,002	.....	2,002
Federal student loan reserve fund .....	.....	.....	.....	.....	.....	.....	.....	.....	.....
Federal direct student loans .....	51	.....	51	47	.....	47	107	.....	107
Federal family education loans .....	-89	.....	-89	188	.....	188	31	.....	31
<b>Office of Student Financial Assistance .....</b>	<b>872</b>	<b>.....</b>	<b>872</b>	<b>2,545</b>	<b>.....</b>	<b>2,545</b>	<b>2,141</b>	<b>.....</b>	<b>2,141</b>
Office of Educational Research and Improvement .....	39	.....	39	94	.....	94	83	.....	83
Departmental Management .....	34	.....	34	93	.....	93	94	.....	94
Proprietary receipts from the public .....	.....	1	-1	.....	5	-5	.....	3	-3
<b>Total—Department of Education .....</b>	<b>3,451</b>	<b>2</b>	<b>3,449</b>	<b>7,698</b>	<b>12</b>	<b>7,686</b>	<b>6,599</b>	<b>19</b>	<b>6,579</b>
<b>Department of Energy:</b>									
National Nuclear Security Administration:									
Naval reactors .....	50	.....	50	107	.....	107	123	.....	123
Weapons activities .....	501	.....	501	1,186	.....	1,186	1,101	.....	1,101
Defense nuclear nonproliferation .....	77	.....	77	145	.....	145	115	.....	115
Other .....	31	.....	31	70	.....	70	10	.....	10
Environmental and Other Defense Activities:									
Defense environmental restoration and waste management .....	502	.....	502	1,028	.....	1,028	965	.....	965
Defense facilities closure projects .....	112	.....	112	229	.....	229	179	.....	179
Other defense activities .....	45	.....	45	79	.....	79	74	.....	74
Other .....	24	.....	24	45	.....	45	21	.....	21
Energy Programs:									
Science .....	264	.....	264	614	.....	614	569	.....	569
Energy supply .....	60	.....	60	105	.....	105	103	.....	103
Energy conservation .....	78	.....	78	145	.....	145	135	.....	135
Other .....	132	3	130	276	6	270	324	6	319
<b>Total—Energy Programs .....</b>	<b>534</b>	<b>3</b>	<b>531</b>	<b>1,140</b>	<b>6</b>	<b>1,134</b>	<b>1,132</b>	<b>6</b>	<b>1,126</b>
Power Marketing Administration .....	175	154	21	372	350	22	672	515	157
Departmental Administration .....	26	.....	26	52	.....	52	24	.....	24
Proprietary receipts from the public .....	.....	47	-47	.....	239	-239	.....	232	-232
Intrabudgetary transactions .....	12	.....	12	281	.....	281	-117	.....	-117
Offsetting governmental receipts .....	.....	.....	.....	.....	.....	.....	.....	.....	.....
<b>Total—Department of Energy .....</b>	<b>2,090</b>	<b>204</b>	<b>1,886</b>	<b>4,735</b>	<b>595</b>	<b>4,141</b>	<b>4,300</b>	<b>753</b>	<b>3,547</b>

**Table 5. Outlays of the U.S. Government, November 2002 and Other Periods—Continued**  
 [\$ millions]

Classification	This Month			Current Fiscal Year to Date			Prior Fiscal Year to Date		
	Gross Outlays	Applicable Receipts	Outlays	Gross Outlays	Applicable Receipts	Outlays	Gross Outlays	Applicable Receipts	Outlays
<b>Department of Health and Human Services:</b>									
Public Health Service:									
Food and Drug Administration .....	117	(* *)	116	269	1	268	232	2	230
Health Resources and Services Administration .....	463	2	460	979	4	975	900	3	896
Indian Health Services .....	205	.....	205	489	.....	489	506	.....	506
Centers for Disease Control and Prevention .....	420	.....	420	785	.....	785	589	.....	589
National Institutes of Health .....	1,805	.....	1,805	3,655	.....	3,655	3,215	.....	3,215
Substance Abuse and Mental Health Services Administration .....	194	.....	194	457	.....	457	467	.....	467
Agency for Healthcare Research and Quality .....	29	.....	29	59	.....	59	43	.....	43
<b>Total—Public Health Service .....</b>	<b>3,232</b>	<b>2</b>	<b>3,230</b>	<b>6,693</b>	<b>5</b>	<b>6,688</b>	<b>5,951</b>	<b>5</b>	<b>5,946</b>
Centers for Medicare and Medicaid Services:									
Grants to States for Medicaid .....	12,295	.....	12,295	26,660	.....	26,660	24,644	.....	24,644
Payments to health care trust funds .....	6,545	.....	6,545	13,133	.....	13,133	12,386	.....	12,386
State children's health insurance fund .....	392	.....	392	613	.....	613	475	.....	475
Federal hospital insurance trust fund:									
Benefit payments .....	13,314	.....	13,314	26,516	.....	26,516	23,934	.....	23,934
Administrative expenses .....	79	.....	79	212	.....	212	178	.....	178
Quinquennial military service credit adjustment .....	.....	.....	.....	.....	.....	.....	.....	.....	.....
<b>Total—FHI trust fund .....</b>	<b>13,392</b>	<b>.....</b>	<b>13,392</b>	<b>26,729</b>	<b>.....</b>	<b>26,729</b>	<b>24,112</b>	<b>.....</b>	<b>24,112</b>
Health care fraud and abuse control .....	60	.....	60	149	.....	149	141	.....	141
Federal supplementary medical insurance trust fund:									
Benefit payments .....	10,881	.....	10,881	21,230	.....	21,230	18,595	.....	18,595
Administrative expenses .....	140	.....	140	305	.....	305	77	.....	77
<b>Total—FSMI trust fund .....</b>	<b>11,021</b>	<b>.....</b>	<b>11,021</b>	<b>21,535</b>	<b>.....</b>	<b>21,535</b>	<b>18,672</b>	<b>.....</b>	<b>18,672</b>
Other .....	-3	.....	-3	26	.....	26	346	.....	346
<b>Total—Centers for Medicare and Medicaid Services ..</b>	<b>43,704</b>	<b>.....</b>	<b>43,704</b>	<b>88,845</b>	<b>.....</b>	<b>88,845</b>	<b>80,776</b>	<b>.....</b>	<b>80,776</b>
Administration for Children and Families:									
Temporary assistance for needy families .....	1,694	.....	1,694	3,234	.....	3,234	2,680	.....	2,680
Payments to States for child support enforcement and family support programs .....	188	.....	188	463	.....	463	491	.....	491
Low income home energy assistance .....	208	.....	208	309	.....	309	349	.....	349
Refugee and entrant assistance .....	35	.....	35	77	.....	77	77	.....	77
Child care entitlement to States .....	258	.....	258	572	.....	572	436	.....	436
Payments to States for the child care and development block grant .....	196	.....	196	382	.....	382	273	.....	273
Social services block grant .....	156	.....	156	272	.....	272	169	.....	169
Children and families services programs .....	690	.....	690	1,436	.....	1,436	1,309	.....	1,309
Payments to States for foster care and adoption assistance .....	528	.....	528	968	.....	968	909	.....	909
Other .....	30	.....	30	70	.....	70	78	.....	78
<b>Total—Administration for Children and Families .....</b>	<b>3,983</b>	<b>.....</b>	<b>3,983</b>	<b>7,783</b>	<b>.....</b>	<b>7,783</b>	<b>6,771</b>	<b>.....</b>	<b>6,771</b>
Administration on Aging .....	94	.....	94	199	.....	199	143	.....	143
Other .....	156	.....	156	367	.....	367	118	.....	118
Proprietary receipts from the public .....	.....	2,233	-2,233	.....	4,492	-4,492	.....	4,056	-4,056
Intrabudgetary transactions:									
Payments for health insurance for the aged:									
Federal supplementary medical insurance trust fund ..	-6,545	.....	-6,545	-13,133	.....	-13,133	-12,236	.....	-12,236
Payments for tax and other credits:									
Federal hospital insurance trust fund .....	-1	.....	-1	-1	.....	-1	-151	.....	-151
Quinquennial adjustment for military service credits from FHI .....	.....	.....	.....	.....	.....	.....	.....	.....	.....
Other .....	.....	.....	.....	.....	.....	.....	.....	.....	.....
<b>Total—Department of Health and Human Services .....</b>	<b>44,624</b>	<b>2,235</b>	<b>42,389</b>	<b>90,754</b>	<b>4,497</b>	<b>86,257</b>	<b>81,372</b>	<b>4,061</b>	<b>77,310</b>

**Table 5. Outlays of the U.S. Government, November 2002 and Other Periods—Continued**  
 [\$ millions]

Classification	This Month			Current Fiscal Year to Date			Prior Fiscal Year to Date		
	Gross Outlays	Applicable Receipts	Outlays	Gross Outlays	Applicable Receipts	Outlays	Gross Outlays	Applicable Receipts	Outlays
<b>Department of Housing and Urban Development:</b>									
Public and Indian Housing Programs:									
Housing certificate fund .....	1,671	.....	1,671	3,361	.....	3,361	3,860	.....	3,860
Public housing capital fund .....	434	.....	434	749	.....	749	670	.....	670
Public housing operating fund .....	417	.....	417	627	.....	627	576	.....	576
Drug elimination grants for low-income housing .....	21	.....	21	54	.....	54	50	.....	50
Revitalization of severely distressed public housing (Hope VI) .....	43	.....	43	86	.....	86	84	.....	84
Native American housing block grant .....	80	.....	80	161	.....	161	153	.....	153
Other .....	160	154	6	161	154	7	170	156	14
<b>Total—Public and Indian Housing Programs .....</b>	<b>2,827</b>	<b>154</b>	<b>2,673</b>	<b>5,198</b>	<b>154</b>	<b>5,045</b>	<b>5,562</b>	<b>156</b>	<b>5,406</b>
Community Planning and Development:									
Housing opportunities for persons with AIDS .....	15	.....	15	34	.....	34	34	.....	34
Community Development Block Grants .....	438	.....	438	973	.....	973	882	.....	882
Home investment partnership program .....	117	.....	117	232	.....	232	241	.....	241
Homeless assistance grants .....	85	.....	85	182	.....	182	173	.....	173
Other .....	10	1	9	35	2	33	13	(* *)	14
<b>Total—Community Planning and Development .....</b>	<b>665</b>	<b>1</b>	<b>664</b>	<b>1,456</b>	<b>2</b>	<b>1,454</b>	<b>1,343</b>	<b>(* *)</b>	<b>1,343</b>
Housing Programs:									
Public enterprise funds .....	(* *)	2	-2	1	3	-2	3	3	(* *)
Credit accounts:									
FHA-Mutual mortgage insurance fund, program account .....	3	.....	3	6	.....	6	10	.....	10
FHA-Mutual mortgage and cooperative housing insurance fund, liquidating account .....	-518	8	-526	-567	28	-595	41	258	-218
FHA-General and special risk fund, program account .....	5	.....	5	8	.....	8	8	.....	8
FHA-General and special risk fund, liquidating account .....	92	35	57	180	-100	280	260	114	146
Housing for the elderly or handicapped fund .....	(* *)	68	-68	126	134	-8	150	135	15
Housing for special populations .....	69	.....	69	150	.....	150	155	.....	155
Other assisted housing programs .....	55	(* *)	55	111	(* *)	111	110	(* *)	110
Other .....	1	.....	1	2	.....	2	3	.....	3
<b>Total—Housing Programs .....</b>	<b>-293</b>	<b>114</b>	<b>-407</b>	<b>16</b>	<b>65</b>	<b>-49</b>	<b>740</b>	<b>510</b>	<b>229</b>
Government National Mortgage Association:									
Guarantees of mortgage-backed securities, program account .....	.....	.....	.....	.....	.....	.....	.....	.....	.....
Guarantees of mortgage-backed securities, liquidating account .....	3	35	-32	21	51	-30	5	104	-98
Management and Administration .....	103	.....	103	214	.....	214	258	.....	258
Other .....	15	.....	15	42	.....	42	37	.....	37
Proprietary receipts from the public:									
FHA-Mutual mortgage insurance fund .....	.....	.....	.....	.....	.....	.....	.....	.....	.....
FHA-General and special risk fund .....	.....	34	-34	.....	34	-34	.....	.....	.....
Other .....	.....	.....	.....	.....	.....	.....	.....	.....	.....
Intrabudgetary transactions:									
FHA-Mutual mortgage insurance fund .....	.....	.....	.....	.....	.....	.....	.....	.....	.....
Offsetting governmental receipts .....	.....	1	-1	.....	6	-6	.....	5	-5
<b>Total—Department of Housing and Urban Development .....</b>	<b>3,320</b>	<b>338</b>	<b>2,982</b>	<b>6,947</b>	<b>312</b>	<b>6,636</b>	<b>7,945</b>	<b>775</b>	<b>7,170</b>
<b>Department of the Interior:</b>									
Land and Minerals Management:									
Bureau of Land Management:									
Management of lands and resources .....	55	.....	55	135	.....	135	142	.....	142
Wildland fire management .....	46	.....	46	122	.....	122	130	.....	130
Other .....	147	1	146	269	2	267	146	4	142
Minerals Management Service .....	31	.....	31	150	.....	150	155	.....	155
Office of Surface Mining Reclamation and Enforcement .....	26	.....	26	105	.....	105	165	.....	165
<b>Total—Land and Minerals Management .....</b>	<b>305</b>	<b>1</b>	<b>304</b>	<b>782</b>	<b>2</b>	<b>780</b>	<b>738</b>	<b>4</b>	<b>734</b>
Water and Science:									
Bureau of Reclamation:									
Water and related resources .....	51	.....	51	129	.....	129	71	.....	71
Other .....	26	10	16	60	41	19	53	18	35
United States Geological Survey .....	61	.....	61	159	.....	159	171	.....	171
Other .....	1	.....	1	1	.....	1	3	.....	3
<b>Total—Water and Science .....</b>	<b>140</b>	<b>10</b>	<b>130</b>	<b>349</b>	<b>41</b>	<b>308</b>	<b>299</b>	<b>18</b>	<b>280</b>
Fish and Wildlife and Parks:									
United States Fish and Wildlife Service .....	154	.....	154	305	.....	305	261	.....	261
National Park Service .....	196	(* *)	196	427	(* *)	427	371	.....	371
<b>Total—Fish and Wildlife and Parks .....</b>	<b>350</b>	<b>(* *)</b>	<b>350</b>	<b>732</b>	<b>(* *)</b>	<b>732</b>	<b>633</b>	.....	<b>633</b>

**Table 5. Outlays of the U.S. Government, November 2002 and Other Periods—Continued**  
 [\$ millions]

Classification	This Month			Current Fiscal Year to Date			Prior Fiscal Year to Date		
	Gross Outlays	Applicable Receipts	Outlays	Gross Outlays	Applicable Receipts	Outlays	Gross Outlays	Applicable Receipts	Outlays
<b>Department of the Interior:—Continued</b>									
Bureau of Indian Affairs .....	100	(* *)	100	294	(* *)	294	281	1	281
Departmental Offices:									
Insular affairs .....	4	.....	4	119	.....	119	131	.....	131
Office of Special Trustee for American Indians .....	38	.....	38	77	.....	77	-108	.....	-108
Other .....	-132	.....	-132	-191	.....	-191	7	.....	7
Proprietary receipts from the public .....	.....	235	-235	.....	441	-441	.....	271	-271
Intrabudgetary transactions .....	-12	.....	-12	-114	.....	-114	-9	.....	-9
<b>Total—Department of the Interior .....</b>	<b>792</b>	<b>245</b>	<b>547</b>	<b>2,048</b>	<b>483</b>	<b>1,565</b>	<b>1,972</b>	<b>294</b>	<b>1,678</b>
<b>Department of Justice:</b>									
General Administration .....	101	.....	101	195	.....	195	214	.....	214
Legal Activities and United States Marshals:									
General legal activities .....	31	.....	31	88	.....	88	120	.....	120
United States Attorneys .....	103	.....	103	213	.....	213	210	.....	210
United States Marshals Service .....	55	.....	55	108	.....	108	108	.....	108
September 11th victim compensation .....	24	.....	24	52	.....	52	.....	.....	.....
Other .....	99	.....	99	312	.....	312	230	.....	230
Federal Bureau of Investigation .....	289	.....	289	675	.....	675	575	.....	575
Drug Enforcement Administration .....	130	.....	130	224	.....	224	269	.....	269
Immigration and Naturalization Service .....	472	.....	472	884	.....	884	856	.....	856
Federal Prison System .....	322	17	306	720	37	683	837	35	802
Office of Justice Programs:									
State and local law enforcement assistance .....	169	.....	169	505	.....	505	888	.....	888
Community oriented policing services .....	50	.....	50	133	.....	133	158	.....	158
Other .....	138	.....	138	281	.....	281	241	.....	241
Other .....	120	.....	120	195	.....	195	52	.....	52
Intrabudgetary transactions .....	-144	.....	-144	-146	.....	-146	-22	.....	-22
Offsetting governmental receipts .....	.....	128	-128	.....	264	-264	.....	242	-242
<b>Total—Department of Justice .....</b>	<b>1,959</b>	<b>144</b>	<b>1,814</b>	<b>4,439</b>	<b>301</b>	<b>4,138</b>	<b>4,736</b>	<b>277</b>	<b>4,459</b>
<b>Department of Labor:</b>									
Employment and Training Administration:									
Training and employment services .....	477	.....	477	1,001	.....	1,001	935	.....	935
Welfare to work jobs .....	23	.....	23	53	.....	53	103	.....	103
Community service employment for older Americans ...	33	.....	33	72	.....	72	110	.....	110
Federal unemployment benefits and allowances .....	33	.....	33	62	.....	62	83	.....	83
State unemployment insurance and employment service operations .....	27	.....	27	173	.....	173	224	.....	224
Advances to the unemployment trust fund and other funds .....	.....	.....	.....	.....	.....	.....	.....	.....	.....
Unemployment trust fund:									
Federal-State unemployment insurance:									
State unemployment benefits .....	3,784	.....	3,784	8,332	.....	8,332	5,871	.....	5,871
State administrative expenses .....	301	.....	301	501	.....	501	345	.....	345
Federal administrative expenses .....	25	.....	25	56	.....	56	52	.....	52
Veterans employment and training .....	(* *)	.....	(* *)	(* *)	.....	(* *)	(* *)	.....	(* *)
Repayment of advances from the general fund .....	.....	.....	.....	.....	.....	.....	.....	.....	.....
Other .....	.....	.....	.....	(* *)	.....	(* *)	(* *)	.....	(* *)
<b>Total—Unemployment trust fund .....</b>	<b>4,111</b>	<b>.....</b>	<b>4,111</b>	<b>8,889</b>	<b>.....</b>	<b>8,889</b>	<b>6,269</b>	<b>.....</b>	<b>6,269</b>
Other .....	9	.....	9	17	.....	17	18	.....	18
<b>Total—Employment and Training Administration .....</b>	<b>4,712</b>	<b>.....</b>	<b>4,712</b>	<b>10,267</b>	<b>.....</b>	<b>10,267</b>	<b>7,741</b>	<b>.....</b>	<b>7,741</b>
Pension Benefit Guaranty Corporation .....	188	7	181	381	272	109	269	605	-336
Employment Standards Administration:									
Salaries and expenses .....	28	.....	28	57	.....	57	58	.....	58
Special benefits .....	198	.....	198	395	.....	395	368	.....	368
Black lung disability trust fund .....	33	.....	33	67	.....	67	69	.....	69
Other .....	39	.....	39	89	.....	89	63	.....	63
Occupational Safety and Health Administration .....	37	.....	37	71	.....	71	69	.....	69
Bureau of Labor Statistics .....	24	.....	24	44	.....	44	67	.....	67
Other .....	62	.....	62	125	.....	125	109	.....	109
Proprietary receipts from the public .....	.....	(* *)	(* *)	.....	(* *)	(* *)	.....	5	-5
Intrabudgetary transactions .....	-63	.....	-63	-95	.....	-95	-49	.....	-49
<b>Total—Department of Labor .....</b>	<b>5,258</b>	<b>7</b>	<b>5,251</b>	<b>11,401</b>	<b>272</b>	<b>11,129</b>	<b>8,764</b>	<b>610</b>	<b>8,154</b>

**Table 5. Outlays of the U.S. Government, November 2002 and Other Periods—Continued**  
 [\$ millions]

Classification	This Month			Current Fiscal Year to Date			Prior Fiscal Year to Date		
	Gross Outlays	Applicable Receipts	Outlays	Gross Outlays	Applicable Receipts	Outlays	Gross Outlays	Applicable Receipts	Outlays
<b>Department of State:</b>									
Administration of Foreign Affairs:									
Diplomatic and consular programs .....	242	.....	242	583	.....	583	563	.....	563
Embassy security, construction, and maintenance .....	63	.....	63	130	.....	130	158	.....	158
Payment to Foreign Service retirement and disability fund .....	20	.....	20	20	.....	20	24	.....	24
Foreign Service retirement and disability fund .....	52	.....	52	102	.....	102	98	.....	98
Other .....	100	.....	100	124	.....	124	185	.....	185
<b>Total—Administration of Foreign Affairs .....</b>	<b>476</b>	<b>.....</b>	<b>476</b>	<b>960</b>	<b>.....</b>	<b>960</b>	<b>1,028</b>	<b>.....</b>	<b>1,028</b>
International Organizations and Conferences .....	320	.....	320	1,004	.....	1,004	1,533	.....	1,533
Migration and refugee assistance .....	39	.....	39	109	.....	109	127	.....	127
International narcotics control and Law enforcement .....	27	.....	27	60	.....	60	52	.....	52
Andean counterdrug initiative .....	33	.....	33	57	.....	57	37	.....	37
Other .....	6	.....	6	14	.....	14	24	.....	24
Proprietary receipts from the public .....	.....	.....	.....	.....	.....	.....	.....	.....	.....
Intrabudgetary transactions .....	(*)	.....	(*)	-20	.....	-20	-24	.....	-24
Offsetting governmental receipts .....	.....	.....	.....	.....	.....	.....	.....	.....	.....
<b>Total—Department of State .....</b>	<b>902</b>	<b>.....</b>	<b>902</b>	<b>2,185</b>	<b>.....</b>	<b>2,185</b>	<b>2,776</b>	<b>.....</b>	<b>2,776</b>
<b>Department of Transportation:</b>									
Office of the Secretary:									
Compensation for air carriers .....	15	.....	15	18	.....	18	1,434	.....	1,434
Other .....	8	.....	8	-6	.....	-6	6	.....	6
<b>Total—Office of the Secretary .....</b>	<b>23</b>	<b>.....</b>	<b>23</b>	<b>11</b>	<b>.....</b>	<b>11</b>	<b>1,440</b>	<b>.....</b>	<b>1,440</b>
Transportation Security Administration .....	752	.....	752	1,155	.....	1,155	.....	.....	.....
Coast Guard:									
Operating expenses .....	372	.....	372	705	.....	705	636	.....	636
Acquisition, construction, and improvements .....	44	.....	44	77	.....	77	94	.....	94
Retired pay .....	59	.....	59	129	.....	129	110	.....	110
Other .....	22	1	21	66	1	65	47	1	46
<b>Total—Coast Guard .....</b>	<b>497</b>	<b>1</b>	<b>496</b>	<b>978</b>	<b>1</b>	<b>976</b>	<b>886</b>	<b>1</b>	<b>885</b>
Federal Aviation Administration:									
Operations .....	314	.....	314	1,015	.....	1,015	1,229	.....	1,229
Airport and airway trust fund:									
Grants-in-aid for airports .....	300	.....	300	559	.....	559	477	.....	477
Facilities and equipment .....	210	.....	210	322	.....	322	255	.....	255
Research, engineering, and development .....	10	.....	10	24	.....	24	33	.....	33
Trust fund share of FAA operations .....	2	.....	2	28	.....	28	9	.....	9
<b>Total—Airport and airway trust fund .....</b>	<b>522</b>	<b>.....</b>	<b>522</b>	<b>934</b>	<b>.....</b>	<b>934</b>	<b>773</b>	<b>.....</b>	<b>773</b>
Other .....	16	.....	16	32	.....	32	35	13	22
<b>Total—Federal Aviation Administration .....</b>	<b>852</b>	<b>.....</b>	<b>852</b>	<b>1,981</b>	<b>.....</b>	<b>1,981</b>	<b>2,037</b>	<b>13</b>	<b>2,023</b>
Federal Highway Administration:									
Highway trust fund:									
Federal-aid highways .....	2,337	.....	2,337	5,218	.....	5,218	5,213	.....	5,213
Other .....	33	.....	33	69	.....	69	27	(*)	27
Other programs .....	22	.....	22	37	.....	37	34	.....	34
<b>Total—Federal Highway Administration .....</b>	<b>2,392</b>	<b>.....</b>	<b>2,392</b>	<b>5,324</b>	<b>.....</b>	<b>5,324</b>	<b>5,274</b>	<b>(*)</b>	<b>5,274</b>
National Highway Traffic Safety Administration .....	31	.....	31	71	.....	71	69	.....	69
Federal Railroad Administration:									
Capital Grants to the National Railroad Passenger Corporation .....									
.....	31	.....	31	151	.....	151	386	.....	386
Other .....	11	1	11	27	2	25	39	2	37
<b>Total—Federal Railroad Administration .....</b>	<b>42</b>	<b>1</b>	<b>42</b>	<b>177</b>	<b>2</b>	<b>175</b>	<b>425</b>	<b>2</b>	<b>423</b>
Federal Transit Administration:									
Formula grants .....	278	.....	278	592	.....	592	791	.....	791
Discretionary grants .....	35	.....	35	75	.....	75	79	.....	79
Trust fund share of expenses .....	.....	.....	.....	.....	.....	.....	.....	.....	.....
Other .....	205	.....	205	540	.....	540	282	.....	282
<b>Total—Federal Transit Administration .....</b>	<b>518</b>	<b>.....</b>	<b>518</b>	<b>1,207</b>	<b>.....</b>	<b>1,207</b>	<b>1,151</b>	<b>.....</b>	<b>1,151</b>
Maritime Administration .....	-9	216	-225	33	236	-203	96	2	94
Other .....	31	(*)	31	64	(*)	64	60	1	59
Proprietary receipts from the public .....	.....	7	-7	.....	13	-13	.....	73	-73
Intrabudgetary transactions .....	-3	.....	-3	-3	.....	-3	-7	.....	-7
Offsetting governmental receipts .....	.....	7	-7	.....	14	-14	.....	14	-14
<b>Total—Department of Transportation .....</b>	<b>5,126</b>	<b>231</b>	<b>4,894</b>	<b>10,999</b>	<b>267</b>	<b>10,732</b>	<b>11,432</b>	<b>106</b>	<b>11,327</b>

**Table 5. Outlays of the U.S. Government, November 2002 and Other Periods—Continued**  
 [\$ millions]

Classification	This Month			Current Fiscal Year to Date			Prior Fiscal Year to Date		
	Gross Outlays	Applicable Receipts	Outlays	Gross Outlays	Applicable Receipts	Outlays	Gross Outlays	Applicable Receipts	Outlays
<b>Department of the Treasury:</b>									
Departmental Offices:									
Exchange stabilization fund .....	-171	11	-182	-188	25	-214	35	41	-6
Other .....	79	.....	79	177	.....	177	135	.....	135
<b>Financial Management Service:</b>									
Salaries and expenses .....	20	.....	20	45	.....	45	40	.....	40
Payment to the Resolution Funding Corporation .....	.....	.....	.....	538	.....	538	353	.....	353
Interest paid to credit financing accounts .....	.....	.....	.....	4	.....	4	76	.....	76
Claims, judgements, and relief acts .....	41	.....	41	190	.....	190	145	.....	145
Other .....	1	.....	1	39	.....	39	63	.....	63
Total—Financial Management Service .....	62	.....	62	816	.....	816	676	.....	676
Federal Financing Bank .....	-16	.....	-16	386	.....	386	-292	.....	-292
Bureau of Alcohol, Tobacco, and Firearms:									
Salaries and expenses .....	63	.....	63	121	.....	121	123	.....	123
Laboratory facilities and headquarters .....	.....	.....	.....	.....	.....	.....	2	.....	2
Internal revenue collections for Puerto Rico .....	31	.....	31	60	.....	60	56	.....	56
United States Customs Service .....	279	.....	279	543	.....	543	501	.....	501
Bureau of Engraving and Printing .....	-5	.....	-5	-49	.....	-49	29	.....	29
United States Mint .....	63	121	-58	132	242	-110	140	297	-158
Bureau of the Public Debt .....	14	.....	14	57	.....	57	75	.....	75
<b>Internal Revenue Service:</b>									
Processing, assistance, and management .....	307	.....	307	530	.....	530	553	.....	553
Tax law enforcement .....	287	.....	287	575	.....	575	697	.....	697
Information systems .....	107	.....	107	246	.....	246	258	.....	258
Payment where earned income credit exceeds liability for tax .....	70	.....	70	135	.....	135	141	.....	141
Payment where child credit exceeds liability for tax .....	57	.....	57	94	.....	94	36	.....	36
Refunding internal revenue collections, interest .....	427	.....	427	682	.....	682	335	.....	335
Other .....	28	(* *)	28	52	(* *)	52	65	(* *)	65
Total—Internal Revenue Service .....	1,283	(* *)	1,283	2,313	(* *)	2,313	2,085	(* *)	2,085
United States Secret Service .....	71	.....	71	160	.....	160	188	.....	188
Comptroller of the Currency .....	33	5	28	68	6	63	70	9	61
Office of Thrift Supervision .....	11	2	9	21	4	17	25	3	21
<b>Interest on the public debt:</b>									
Interest on Treasury debt securities (gross):									
Public issues (accrual basis) .....	13,145	.....	13,145	27,061	.....	27,061	30,793	.....	30,793
Special issues (cash basis) .....	6,407	.....	6,407	6,169	.....	6,169	7,955	.....	7,955
Total—Interest on Treasury debt securities (gross) .....	19,552	.....	19,552	33,230	.....	33,230	38,748	.....	38,748
Total—Interest on the public debt .....	19,552	.....	19,552	33,230	.....	33,230	38,748	.....	38,748
Other .....	18	.....	18	33	.....	33	87	.....	87
Proprietary receipts from the public .....	.....	-300	300	.....	1-51	51	.....	1,103	-1,103
Intrabudgetary transactions .....	-99	.....	-99	-289	.....	-289	1	.....	1
Offsetting governmental receipts .....	.....	127	-127	.....	247	-247	.....	237	-237
<b>Total—Department of the Treasury .....</b>	<b>21,268</b>	<b>-34</b>	<b>21,302</b>	<b>37,593</b>	<b>474</b>	<b>37,119</b>	<b>42,683</b>	<b>1,691</b>	<b>40,992</b>
<b>Department of Veterans Affairs:</b>									
Veterans Health Administration:									
Medical care .....	1,802	.....	1,802	3,716	.....	3,716	3,610	.....	3,610
Other .....	61	20	41	109	40	69	124	45	80
Veterans Benefits Administration:									
Public enterprise funds:									
Veterans housing benefit program fund .....	2	5	-3	2	10	-8	-24	12	-36
Other .....	63	58	5	129	119	11	110	100	9
Compensation and pensions .....	4,244	.....	4,244	6,492	.....	6,492	5,914	.....	5,914
Readjustment benefits .....	264	.....	264	456	.....	456	368	.....	368
Insurance funds:									
National service life .....	83	.....	83	177	.....	177	176	.....	176
United States Government Life .....	1	.....	1	1	.....	1	2	.....	2
Veterans special life .....	8	3	5	18	5	12	17	6	11
Other .....	2	.....	2	-5	.....	-5	-9	.....	-9
Total—Veterans Benefits Administration .....	4,666	65	4,601	7,270	134	7,136	6,553	118	6,435
Construction .....	26	.....	26	60	.....	60	68	.....	68
Departmental Administration .....	146	.....	146	238	.....	238	281	.....	281
Proprietary receipts from the public:									
National service life .....	.....	12	-12	.....	27	-27	.....	31	-31
Other .....	.....	144	-144	.....	286	-286	.....	197	-197
Intrabudgetary transactions .....	(* *)	.....	(* *)	(* *)	.....	(* *)	-1	.....	-1
<b>Total—Department of Veterans Affairs .....</b>	<b>6,702</b>	<b>241</b>	<b>6,461</b>	<b>11,394</b>	<b>487</b>	<b>10,907</b>	<b>10,635</b>	<b>391</b>	<b>10,244</b>

**Table 5. Outlays of the U.S. Government, November 2002 and Other Periods—Continued**  
 [\$ millions]

Classification	This Month			Current Fiscal Year to Date			Prior Fiscal Year to Date		
	Gross Outlays	Applicable Receipts	Outlays	Gross Outlays	Applicable Receipts	Outlays	Gross Outlays	Applicable Receipts	Outlays
<b>Corps of Engineers:</b>									
Construction, general .....	165	.....	165	306	.....	306	298	.....	298
Operation and maintenance, general .....	176	.....	176	345	.....	345	345	.....	345
Flood control .....	29	.....	29	78	.....	78	68	.....	68
Rivers and harbors contributed funds .....	35	.....	35	41	.....	41	48	.....	48
Harbor maintenance trust fund .....	.....	.....	.....	.....	.....	.....	.....	.....	.....
Other .....	64	.....	64	291	.....	291	287	.....	287
Proprietary receipts from the public .....	.....	34	-34	.....	36	-36	.....	48	-48
Intrabudgetary transactions .....	.....	.....	.....	-10	.....	-10	-10	.....	-10
<b>Total—Corps of Engineers .....</b>	<b>469</b>	<b>34</b>	<b>436</b>	<b>1,051</b>	<b>36</b>	<b>1,015</b>	<b>1,036</b>	<b>48</b>	<b>988</b>
<b>Other Defense Civil Programs:</b>									
Military Retirement:									
Payment to military retirement fund .....	.....	.....	.....	17,928	.....	17,928	17,047	.....	17,047
Military retirement fund .....	2,932	.....	2,932	5,867	.....	5,867	5,751	.....	5,751
Retiree Health Care:									
Payment to uniformed services retiree health care fund .....	.....	.....	.....	14,369	.....	14,369	.....	.....	.....
Uniformed services retiree health care fund .....	163	.....	163	734	.....	734	.....	.....	.....
Educational Benefits .....	37	.....	37	61	.....	61	43	.....	43
Other .....	13	.....	13	26	.....	26	22	.....	22
Proprietary receipts from the public .....	.....	1	-1	.....	2	-2	.....	3	-3
Intrabudgetary transactions .....	-33	.....	-33	-32,410	.....	-32,410	-17,114	.....	-17,114
<b>Total—Other Defense Civil Programs .....</b>	<b>3,112</b>	<b>1</b>	<b>3,112</b>	<b>6,575</b>	<b>2</b>	<b>6,573</b>	<b>5,749</b>	<b>3</b>	<b>5,746</b>
<b>Environmental Protection Agency:</b>									
Science and technology .....	60	.....	60	126	.....	126	114	.....	114
Environmental programs and management .....	147	.....	147	344	.....	344	351	.....	351
State and tribal assistance grants .....	269	.....	269	553	.....	553	523	.....	523
Hazardous substance superfund .....	121	.....	121	211	.....	211	197	.....	197
Other .....	21	(**)	21	40	(**)	40	49	(**)	49
Proprietary receipts from the public .....	.....	12	-12	.....	24	-24	.....	30	-30
Intrabudgetary transactions .....	.....	.....	.....	.....	.....	.....	.....	.....	.....
Offsetting governmental receipts .....	.....	1	-1	.....	2	-2	.....	1	-1
<b>Total—Environmental Protection Agency .....</b>	<b>617</b>	<b>13</b>	<b>604</b>	<b>1,273</b>	<b>26</b>	<b>1,247</b>	<b>1,233</b>	<b>32</b>	<b>1,202</b>
<b>Executive Office of the President:</b>									
Compensation of the President and the White House Office .....									
Office .....	5	.....	5	9	.....	9	9	.....	9
Office of Management and Budget .....	6	.....	6	12	.....	12	11	.....	11
Office of National Drug Control Policy .....	3	.....	3	5	.....	5	4	.....	4
Emergency response fund .....	.....	.....	.....	.....	.....	.....	88	.....	88
Other .....	12	.....	12	26	.....	26	70	.....	70
<b>Total—Executive Office of the President .....</b>	<b>25</b>	.....	<b>25</b>	<b>51</b>	.....	<b>51</b>	<b>181</b>	.....	<b>181</b>
<b>Federal Emergency Management Agency:</b>									
Public enterprise funds .....	59	43	16	89	111	-22	131	87	45
Disaster relief .....	288	.....	288	618	.....	618	690	.....	690
Emergency management planning and assistance .....	64	.....	64	101	.....	101	56	.....	56
Other .....	31	.....	31	68	.....	68	55	.....	55
Proprietary receipts from the public .....	.....	.....	.....	.....	.....	.....	.....	.....	.....
Offsetting governmental receipts .....	.....	.....	.....	.....	.....	.....	.....	.....	.....
<b>Total—Federal Emergency Management Agency .....</b>	<b>443</b>	<b>43</b>	<b>400</b>	<b>876</b>	<b>111</b>	<b>765</b>	<b>932</b>	<b>87</b>	<b>846</b>
<b>General Services Administration:</b>									
Real Property Activities .....	-76	.....	-76	-10	.....	-10	71	.....	71
Supply and Technology Activities .....	74	.....	74	21	.....	21	-255	.....	-255
General Activities .....	34	.....	34	67	.....	67	32	.....	32
Proprietary receipts from the public .....	.....	.....	.....	.....	.....	.....	.....	1	-1
<b>Total—General Services Administration .....</b>	<b>32</b>	.....	<b>32</b>	<b>77</b>	.....	<b>77</b>	<b>-153</b>	<b>1</b>	<b>-154</b>
<b>International Assistance Program:</b>									
International Security Assistance:									
Foreign military loan program .....	15	18	-3	18	23	-5	13	125	-112
Foreign military financing program .....	333	.....	333	383	.....	383	61	.....	61
Economic support fund .....	349	.....	349	576	.....	576	768	.....	768
Other .....	41	.....	41	74	.....	74	70	.....	70
Proprietary receipts from the public .....	.....	.....	.....	.....	.....	.....	.....	.....	.....
<b>Total—International Security Assistance .....</b>	<b>739</b>	<b>18</b>	<b>721</b>	<b>1,051</b>	<b>23</b>	<b>1,028</b>	<b>911</b>	<b>125</b>	<b>786</b>
Multilateral Assistance:									
Contribution to the International Development Association .....									
International organizations and programs .....	(**)	.....	(**)	235	.....	235	189	.....	189
Other .....	4	.....	4	76	.....	76	142	.....	142
Proprietary receipts from the public .....	.....	.....	.....	.....	.....	.....	.....	.....	.....
<b>Total—Multilateral Assistance .....</b>	<b>4</b>	.....	<b>4</b>	<b>315</b>	.....	<b>315</b>	<b>342</b>	.....	<b>342</b>

**Table 5. Outlays of the U.S. Government, November 2002 and Other Periods—Continued**  
 [\$ millions]

Classification	This Month			Current Fiscal Year to Date			Prior Fiscal Year to Date		
	Gross Outlays	Applicable Receipts	Outlays	Gross Outlays	Applicable Receipts	Outlays	Gross Outlays	Applicable Receipts	Outlays
<b>International Assistance Program:—Continued</b>									
International Development Assistance:									
Agency for International Development:									
Economic assistance loans .....	2	54	-51	2	98	-95	.....	97	-97
Sustainable development assistance program .....	108	.....	108	191	.....	191	265	.....	265
Child survival and disease programs .....	94	.....	94	194	.....	194	111	.....	111
Assistance for the independent States of the Former Soviet Union .....	65	.....	65	127	.....	127	70	.....	70
Operating expenses .....	61	.....	61	100	.....	100	93	.....	93
Payment to the Foreign Service retirement and disability fund .....	.....	.....	.....	.....	.....	.....	.....	.....	.....
Other .....	90	1	90	114	1	113	168	5	163
Proprietary receipts from the public .....	.....	.....	.....	.....	.....	.....	.....	.....	.....
Intrabudgetary transactions .....	.....	.....	.....	.....	.....	.....	.....	.....	.....
<b>Total—Agency for International Development .....</b>	<b>422</b>	<b>54</b>	<b>368</b>	<b>729</b>	<b>98</b>	<b>631</b>	<b>707</b>	<b>102</b>	<b>605</b>
Overseas Private Investment Corporation:									
Overseas private investment corporation account .....	8	60	-52	13	65	-52	9	68	-60
Proprietary receipts from the public .....	.....	.....	.....	.....	.....	.....	.....	.....	.....
<b>Total—Overseas Private Investment Corporation .....</b>	<b>8</b>	<b>60</b>	<b>-52</b>	<b>13</b>	<b>65</b>	<b>-52</b>	<b>9</b>	<b>68</b>	<b>-60</b>
Peace Corps .....	23	(* *)	23	45	(* *)	45	46	.....	46
Other .....	5	.....	5	4	.....	4	15	.....	15
<b>Total—International Development Assistance .....</b>	<b>458</b>	<b>114</b>	<b>344</b>	<b>791</b>	<b>163</b>	<b>628</b>	<b>777</b>	<b>170</b>	<b>606</b>
International Monetary Programs .....	-49	.....	-49	-31	.....	-31	321	.....	321
Military Sales Programs:									
Foreign military sales trust fund .....	950	.....	950	1,734	.....	1,734	1,622	.....	1,622
Other .....	1	(* *)	1	1	(* *)	1	-1	2	-3
Proprietary receipts from the public .....	.....	679	-679	.....	1,485	-1,485	.....	1,345	-1,345
Other .....	.....	.....	.....	.....	.....	.....	.....	.....	.....
<b>Total—International Assistance Program .....</b>	<b>2,104</b>	<b>811</b>	<b>1,293</b>	<b>3,861</b>	<b>1,671</b>	<b>2,190</b>	<b>3,971</b>	<b>1,643</b>	<b>2,328</b>
<b>National Aeronautics and Space Administration:</b>									
Human space flight .....	417	.....	417	931	.....	931	1,128	.....	1,128
Science, aeronautics, and technology .....	632	.....	632	1,230	.....	1,230	1,209	.....	1,209
Mission support .....	17	.....	17	32	.....	32	246	.....	246
Other .....	2	.....	2	3	.....	3	5	.....	5
<b>Total—National Aeronautics and Space Administration .....</b>	<b>1,067</b>	<b>.....</b>	<b>1,067</b>	<b>2,197</b>	<b>.....</b>	<b>2,197</b>	<b>2,588</b>	<b>.....</b>	<b>2,588</b>
<b>National Science Foundation:</b>									
Research and related activities .....	347	.....	347	731	.....	731	601	.....	601
Education and human resources .....	2	.....	2	5	.....	5	17	.....	17
Other .....	17	.....	17	16	.....	16	31	.....	31
<b>Total—National Science Foundation .....</b>	<b>366</b>	<b>.....</b>	<b>366</b>	<b>753</b>	<b>.....</b>	<b>753</b>	<b>649</b>	<b>.....</b>	<b>649</b>
<b>Office of Personnel Management:</b>									
Government payment for annuitants, employees health and life insurance benefits .....	520	.....	520	1,124	.....	1,124	1,099	.....	1,099
Payment to civil service retirement and disability fund .....	.....	.....	.....	.....	.....	.....	.....	.....	.....
Civil service retirement and disability fund .....	4,090	.....	4,090	8,266	.....	8,266	7,994	.....	7,994
Employees life insurance fund .....	145	485	-340	320	702	-382	475	801	-326
Employees and retired employees health benefits fund .....	1,976	1,946	30	4,078	4,102	-25	3,643	3,736	-93
Other .....	12	.....	12	52	.....	52	29	.....	29
Intrabudgetary transactions:									
Civil service retirement and disability fund:									
General fund contributions .....	.....	.....	.....	.....	.....	.....	.....	.....	.....
Other .....	-2	.....	-2	-6	.....	-6	-5	.....	-5
<b>Total—Office of Personnel Management .....</b>	<b>6,741</b>	<b>2,431</b>	<b>4,310</b>	<b>13,835</b>	<b>4,805</b>	<b>9,031</b>	<b>13,235</b>	<b>4,537</b>	<b>8,698</b>



**Table 5. Outlays of the U.S. Government, November 2002 and Other Periods—Continued**  
 [\$ millions]

Classification	This Month			Current Fiscal Year to Date			Prior Fiscal Year to Date		
	Gross Outlays	Applicable Receipts	Outlays	Gross Outlays	Applicable Receipts	Outlays	Gross Outlays	Applicable Receipts	Outlays
<b>Small Business Administration:</b>									
Public enterprise funds:									
Business loan fund .....	-440	13	-453	-398	12	-409	66	24	42
Disaster loan fund .....	53	3	49	67	6	61	123	11	112
Other .....	2	1	1	2	1	1	(**)	(**)	(**)
Other .....	44	(**)	44	80	(**)	80	96	(**)	96
Proprietary receipts from the public .....	.....	.....	.....	.....	.....	.....	.....	.....	.....
<b>Total—Small Business Administration .....</b>	<b>-341</b>	<b>17</b>	<b>-359</b>	<b>-248</b>	<b>19</b>	<b>-267</b>	<b>286</b>	<b>36</b>	<b>250</b>
<b>Social Security Administration:</b>									
Payments to social security trust funds .....	12	.....	12	3,661	.....	3,661	3,369	.....	3,369
Special benefits for disabled coal miners .....	36	.....	36	71	.....	71	76	.....	76
Supplemental security income program .....	5,363	.....	5,363	8,012	.....	8,012	7,914	.....	7,914
Federal old-age and survivors insurance trust fund (off-budget):									
Benefit payments .....	32,401	.....	32,401	64,764	.....	64,764	62,213	.....	62,213
Administrative expenses .....	423	.....	423	727	.....	727	327	.....	327
Payment to railroad retirement account .....	.....	.....	.....	.....	.....	.....	.....	.....	.....
Quinquennial military service credit adjustment .....	.....	.....	.....	.....	.....	.....	.....	.....	.....
<b>Total—FOASI trust fund .....</b>	<b>32,825</b>	<b>.....</b>	<b>32,825</b>	<b>65,491</b>	<b>.....</b>	<b>65,491</b>	<b>62,540</b>	<b>.....</b>	<b>62,540</b>
Federal disability insurance trust fund (off-budget):									
Benefit payments .....	5,704	.....	5,704	11,155	.....	11,155	10,065	.....	10,065
Administrative expenses .....	103	.....	103	221	.....	221	269	.....	269
Payment to railroad retirement account .....	.....	.....	.....	.....	.....	.....	.....	.....	.....
Quinquennial military service credit adjustment .....	.....	.....	.....	.....	.....	.....	(**)	.....	(**)
<b>Total—FDI trust fund .....</b>	<b>5,807</b>	<b>.....</b>	<b>5,807</b>	<b>11,376</b>	<b>.....</b>	<b>11,376</b>	<b>10,334</b>	<b>.....</b>	<b>10,334</b>
Other .....	9	.....	9	5	.....	5	4	.....	4
Proprietary receipts from the public:									
On-budget .....	.....	76	-76	.....	87	-87	.....	167	-167
Off-budget .....	.....	(**)	(**)	.....	4	-4	.....	7	-7
Intrabudgetary transactions:									
On-budget:									
Quinquennial adjustment for military service credits from FOASI and FDI .....	.....	.....	.....	.....	.....	.....	.....	.....	.....
Off-budget <sup>2</sup> .....	-25	.....	-25	-3,674	.....	-3,674	-3,369	.....	-3,369
<b>Total—Social Security Administration .....</b>	<b>44,027</b>	<b>76</b>	<b>43,951</b>	<b>84,943</b>	<b>91</b>	<b>84,852</b>	<b>80,868</b>	<b>174</b>	<b>80,694</b>
<b>Other independent agencies:</b>									
Appalachian Regional Commission .....	9	(**)	8	17	1	17	19	1	18
Broadcasting Board of Governors .....	48	.....	48	85	.....	85	63	.....	63
Corporation for National and Community Service .....	70	.....	70	157	.....	157	125	.....	125
Corporation for Public Broadcasting .....	.....	.....	.....	365	.....	365	350	.....	350
District of Columbia:									
Courts .....	11	(**)	11	22	(**)	22	20	.....	20
Corrections .....	(**)	.....	(**)	1	.....	1	1	.....	1
General and special payments .....	23	(**)	23	68	36	62	65	311	54
Financing .....	.....	.....	.....	.....	.....	.....	.....	.....	.....
Equal Employment Opportunity Commission .....	21	(**)	21	41	(**)	41	53	(**)	53
Export-Import Bank of the United States .....	32	1	32	136	8	128	193	71	122
Federal Communications Commission:									
Universal service fund .....	506	.....	506	992	.....	992	792	.....	792
Spectrum auction program account .....	1	.....	1	2	.....	2	1	.....	1
Other .....	29	1	28	26	3	23	31	3	28
Federal Deposit Insurance Corporation:									
Bank insurance fund .....	123	518	-395	199	573	-375	144	455	-311
Savings association insurance fund .....	10	123	-114	26	138	-113	1,116	300	816
FSLIC resolution fund:									
Resolution Trust Corporation closeout .....	5	187	-182	10	199	-189	222	275	-53
Other .....	1	3	-2	19	78	-59	69	58	11
Office of Inspector General .....	.....	.....	.....	.....	.....	.....	.....	.....	.....
<b>Total—Federal Deposit Insurance Corporation .....</b>	<b>138</b>	<b>831</b>	<b>-693</b>	<b>253</b>	<b>989</b>	<b>-736</b>	<b>1,550</b>	<b>1,088</b>	<b>463</b>
Federal Drug Control Programs .....	153	.....	153	192	.....	192	53	.....	53
Legal Services Corporation .....	29	.....	29	30	.....	30	32	.....	32
National Archives and Records Administration .....	12	2	10	32	3	29	37	(**)	37
National Credit Union Administration .....	15	43	-28	32	277	-245	22	297	-275

**Table 5. Outlays of the U.S. Government, November 2002 and Other Periods—Continued**  
 [\$ millions]

Classification	This Month			Current Fiscal Year to Date			Prior Fiscal Year to Date		
	Gross Outlays	Applicable Receipts	Outlays	Gross Outlays	Applicable Receipts	Outlays	Gross Outlays	Applicable Receipts	Outlays
<b>Other independent agencies:—Continued</b>									
National Endowment for the Arts .....	8	.....	8	22	.....	22	19	.....	19
National Endowment for the Humanities .....	10	.....	10	18	.....	18	17	.....	17
Institute of Museum and Library Services .....	19	.....	19	44	.....	44	32	.....	32
National Labor Relations Board .....	18	.....	18	36	.....	36	40	.....	40
Nuclear Regulatory Commission .....	50	84	-33	97	89	8	85	45	40
Postal Service:									
Public enterprise funds (off-budget) .....	4,996	5,585	-590	10,169	12,503	-2,334	10,298	12,446	-2,148
Payments to the Postal Service fund .....	.....	.....	.....	59	.....	59	271	.....	271
Railroad Retirement Board:									
Federal windfall subsidy .....	11	.....	11	22	.....	22	25	.....	25
Federal payments to the railroad retirement accounts ..	(* *)	.....	(* *)	155	.....	155	81	.....	81
Railroad unemployment insurance trust fund:									
Benefit payments .....	8	.....	8	16	.....	16	18	.....	18
Administrative expenses .....	.....	.....	.....	.....	.....	.....	.....	.....	.....
Rail industry pension fund:									
Benefit payments .....	287	.....	287	575	.....	575	519	.....	519
Advances from FOASDI fund .....	-97	.....	-97	-194	.....	-194	-192	.....	-192
OASDI certifications .....	97	.....	97	194	.....	194	191	.....	191
Administrative expenses .....	7	.....	7	15	.....	15	15	.....	15
Interest on refund of taxes .....	.....	.....	.....	(* *)	.....	(* *)	(* *)	.....	(* *)
Transfers to the national railroad retirement investment trust .....	3,000	.....	3,000	6,000	.....	6,000	.....	.....	.....
Other .....	(* *)	.....	(* *)	1	.....	1	1	.....	1
National railroad retirement investment trust:									
Benefit payments .....	.....	.....	.....	.....	.....	.....	.....	.....	.....
Administrative expenses .....	(* *)	.....	(* *)	1	.....	1	.....	.....	.....
Supplemental annuity pension fund:									
Benefit payments .....	.....	.....	.....	.....	.....	.....	11	.....	11
Interest on refund of taxes .....	.....	.....	.....	.....	.....	.....	(* *)	.....	(* *)
Transfers to the national railroad retirement investment trust .....	.....	.....	.....	.....	.....	.....	.....	.....	.....
Railroad Social Security equivalent benefit account:									
Benefit payments .....	433	.....	433	866	.....	866	847	.....	847
Interest on refund of taxes .....	.....	.....	.....	(* *)	.....	(* *)	(* *)	.....	(* *)
Transfers to the national railroad retirement investment trust .....	.....	.....	.....	.....	.....	.....	.....	.....	.....
Other .....	.....	.....	.....	.....	.....	.....	.....	.....	.....
Proprietary receipts from the public .....	.....	(* *)	(* *)	.....	(* *)	(* *)	.....	.....	.....
Intrabudgetary transactions:									
Payments from other funds to the railroad retirement trust funds .....	.....	.....	.....	.....	.....	.....	.....	.....	.....
Payments from the railroad retirement trust funds to the national railroad retirement investment trust .....	-3,000	.....	-3,000	-6,000	.....	-6,000	.....	.....	.....
Other .....	.....	.....	.....	-155	.....	-155	-81	.....	-81
Total—Railroad Retirement Board .....	747	(* *)	747	1,497	(* *)	1,497	1,436	.....	1,436
Securities and Exchange Commission .....	19	.....	19	31	.....	31	51	.....	51
Smithsonian Institution .....	25	.....	25	49	.....	49	90	.....	90
Tennessee Valley Authority .....	873	765	108	1,725	2,009	-283	2,126	2,500	-375
Other .....	321	30	291	429	41	389	215	46	169
<b>Total—Other independent agencies .....</b>	<b>8,184</b>	<b>7,342</b>	<b>842</b>	<b>16,627</b>	<b>15,929</b>	<b>698</b>	<b>18,086</b>	<b>16,508</b>	<b>1,578</b>
<b>Undistributed offsetting receipts:</b>									
Other interest .....	.....	(* *)	(* *)	.....	(* *)	(* *)	.....	(* *)	(* *)
Department of Defense Medicare-Eligible Health Care Fund .....	-604	.....	-604	-1,209	.....	-1,209	.....	.....	.....
Employer share, employee retirement:									
Department of Health and Human Services:									
Federal hospital insurance trust fund:									
Federal employer contributions .....	-201	.....	-201	-402	.....	-402	-359	.....	-359
Postal Service employer contributions .....	-62	.....	-62	-124	.....	-124	-121	.....	-121
Payments for military service credits .....	.....	.....	.....	.....	.....	.....	.....	.....	.....
Department of State:									
Foreign Service retirement and disability fund .....	-12	.....	-12	-29	.....	-29	-27	.....	-27
Other Defense Civil Programs:									
Military retirement fund .....	-1,007	.....	-1,007	-2,072	.....	-2,072	-1,978	.....	-1,978
Office of Personnel Management:									
Civil service retirement and disability fund .....	-1,055	.....	-1,055	-2,422	.....	-2,422	-2,287	.....	-2,287
Social Security Administration (off-budget):									
Federal old-age and survivors insurance trust fund:									
Federal employer contributions .....	-652	.....	-652	-1,304	.....	-1,304	-1,141	.....	-1,141
Payments for military service credits .....	.....	.....	.....	.....	.....	.....	.....	.....	.....
Federal disability insurance trust fund:									
Federal employer contributions .....	-111	.....	-111	-222	.....	-222	-194	.....	-194
Payments for military service credits .....	.....	.....	.....	.....	.....	.....	.....	.....	.....
Other .....	-1	.....	-1	-1	.....	-1	-1	.....	-1
Total—Employer share, employee retirement .....	-3,101	.....	-3,101	-6,576	.....	-6,576	-6,108	.....	-6,108

**Table 5. Outlays of the U.S. Government, November 2002 and Other Periods—Continued**  
 [\$ millions]

Classification	This Month			Current Fiscal Year to Date			Prior Fiscal Year to Date		
	Gross Outlays	Applicable Receipts	Outlays	Gross Outlays	Applicable Receipts	Outlays	Gross Outlays	Applicable Receipts	Outlays
<b>Undistributed offsetting receipts:—Continued</b>									
Interest received by trust funds:									
Judicial Branch:									
Judicial survivors annuity fund .....	-6	.....	-6	-6	.....	-6	-8	.....	-8
Department of Health and Human Services:									
Federal hospital insurance trust fund .....	-7	.....	-7	-12	.....	-12	-15	.....	-15
Federal supplementary medical insurance trust fund .....	-65	.....	-65	-98	.....	-98	-89	.....	-89
Department of Labor:									
Unemployment trust fund .....	-34	.....	-34	-100	.....	-100	-47	.....	-47
Department of State:									
Foreign Service retirement and disability fund .....	(* *)	.....	(* *)	(* *)	.....	(* *)	(* *)	.....	(* *)
Department of Transportation:									
Oil spill liability trust fund .....	-2	.....	-2	-3	.....	-3	(* *)	.....	(* *)
Airport and airway trust fund .....	.....	.....	.....	(* *)	.....	(* *)	-1	.....	-1
Highway trust fund .....	.....	.....	.....	.....	.....	.....	.....	.....	.....
Department of Veterans Affairs:									
National service life insurance fund .....	-2	.....	-2	-4	.....	-4	-4	.....	-4
United States government life insurance fund .....	(* *)	.....	(* *)	(* *)	.....	(* *)	(* *)	.....	(* *)
Corps of Engineers .....	(* *)	.....	(* *)	-1	.....	-1	-1	.....	-1
Other Defense Civil Programs:									
Military retirement fund .....	-4,670	.....	-4,670	-4,411	.....	-4,411	-5,415	.....	-5,415
Educational benefits fund .....	-11	.....	-11	-11	.....	-11	-15	.....	-15
Armed Forces Retirement Home .....	-1	.....	-1	-2	.....	-2	-1	.....	-1
Environmental Protection Agency .....	-22	.....	-22	-23	.....	-23	-115	.....	-115
National Aeronautics and Space Administration .....	.....	.....	.....	.....	.....	.....	.....	.....	.....
Office of Personnel Management:									
Civil service retirement and disability fund .....	-14	.....	-14	-419	.....	-419	-25	.....	-25
Social Security Administration (off-budget):									
Federal old-age and survivors insurance trust fund ...	-47	.....	-47	-89	.....	-89	-85	.....	-85
Federal disability insurance trust fund .....	-10	.....	-10	-16	.....	-16	-12	.....	-12
Independent agencies:									
Railroad Retirement Board .....	-280	.....	-280	-30	.....	-30	13	.....	13
Other .....	-23	.....	-23	<sup>3</sup> -32	.....	-32	<sup>3</sup> -50	.....	-50
Other .....	-9	.....	-9	-9	.....	-9	-15	.....	-15
Total—Interest received by trust funds .....	-5,204	.....	-5,204	-5,267	.....	-5,267	-5,884	.....	-5,884
Rents and royalties on the outer continental shelf lands ..	.....	209	-209	.....	491	-491	.....	1,180	-1,180
Sale of major assets .....	.....	.....	.....	.....	.....	.....	.....	.....	.....
Spectrum auction proceeds .....	.....	.....	.....	.....	.....	.....	.....	.....	.....
<b>Total—Undistributed offsetting receipts .....</b>	<b>-8,909</b>	<b>209</b>	<b>-9,118</b>	<b>-13,053</b>	<b>491</b>	<b>-13,543</b>	<b>-11,992</b>	<b>1,180</b>	<b>-13,171</b>
<b>Total outlays .....</b>	<b>196,517</b>	<b>17,382</b>	<b>179,135</b>	<b>392,106</b>	<b>34,422</b>	<b>357,684</b>	<b>377,842</b>	<b>37,524</b>	<b>340,318</b>
<b>Total on-budget .....</b>	<b>153,735</b>	<b>11,796</b>	<b>141,939</b>	<b>310,374</b>	<b>21,915</b>	<b>288,459</b>	<b>299,471</b>	<b>25,071</b>	<b>274,400</b>
<b>Total off-budget .....</b>	<b>42,782</b>	<b>5,586</b>	<b>37,196</b>	<b>81,731</b>	<b>12,507</b>	<b>69,225</b>	<b>78,371</b>	<b>12,453</b>	<b>65,918</b>
<b>Total surplus (+) or deficit .....</b>			<b>-59,099</b>			<b>-113,091</b>			<b>-61,923</b>
<b>Total on-budget .....</b>			<b>-61,268</b>			<b>-119,724</b>			<b>-69,023</b>
<b>Total off-budget .....</b>			<b>+2,170</b>			<b>+6,633</b>			<b>+7,099</b>

**MEMORANDUM**

Receipts offset against outlays

[\$ millions]

	Current Fiscal Year to Date	Comparable Period Prior Fiscal Year
Proprietary receipts .....	8,460	9,066
Intrabudgetary transactions .....	67,983	43,853
Governmental receipts .....	624	545
Total receipts offset against outlays .....	<u>77,067</u>	<u>53,464</u>

<sup>1</sup>Receipts have been decreased and outlays correspondingly decreased in October 2002 by \$378 million to reflect additional reporting by the Department of Treasury.

<sup>2</sup>Includes FICA and SECA tax credits, non-contributory military service credits, special benefits for the aged, and credit for the unnegotiated OASI benefit checks.

<sup>3</sup>Other independent agencies has been increased and Undistributed offsetting receipts has been correspondingly increased by \$145 million and \$8 million, in Fiscal Year 2002 and October

2002, respectively, due to the reclassification of the "Earnings of investments, District of Columbia Federal pension liability fund" account from a proprietary receipt from the public to an undistributed offsetting receipt.

... No Transactions.

(\* \*) Less than \$500,000.

Note: Details may not add to totals due to rounding.

**Table 6. Means of Financing the Deficit or Disposition of Surplus by the U.S. Government, November 2002 and Other Periods**

[\$ millions]

Assets and Liabilities Directly Related to Budget Off-budget Activity	Net Transactions (-) denotes net reduction of either liability or asset accounts			Account Balances Current Fiscal Year		
	This Month	Fiscal Year to Date		Beginning of		Close of This month
		This Year	Prior Year	This Year	This Month	
<b>Liability accounts:</b>						
Borrowing from the public:						
Treasury securities, issued under general Financing authorities:						
Debt held by the public .....	62,829	96,172	64,717	3,553,180	3,586,524	3,649,353
Intragovernmental holdings .....	-1,897	19,052	16,717	2,675,056	2,696,004	2,694,108
Total Treasury securities outstanding .....	60,932	115,224	81,433	6,228,236	6,282,528	6,343,460
Plus premium on Treasury securities .....	-38	375	687	3,525	3,938	3,900
Less discount on Treasury securities .....	-2,171	-2,808	-2,629	60,803	60,166	57,995
Total Treasury securities net of Premium and discount .....	63,065	118,407	84,749	6,170,959	6,226,300	6,289,366
Agency securities, issued under special financing authorities (see Schedule B. for other Agency borrowing, see Schedule C) .....	138	-307	-356	27,170	26,725	26,863
Total federal securities .....	63,203	118,100	84,394	6,198,129	6,253,026	6,316,229
Deduct:						
Federal securities held as investments of government accounts (see Schedule D) .....	-1,915	18,976	16,740	2,675,648	2,696,538	2,694,624
Less discount on federal securities held as investments of government accounts .....	-1,873	-2,494	688	17,673	17,053	15,180
Net federal securities held as investments of government accounts .....	-42	21,470	16,053	2,657,974	2,679,486	2,679,444
Total borrowing from the public .....	63,245	96,630	68,341	3,540,155	3,573,540	3,636,785
Accrued interest payable to the public .....	-11,725	-4,800	-11,321	32,869	39,794	28,069
Allocations of special drawing rights .....	24	10	-112	6,481	6,467	6,491
Deposit funds .....	69	-737	1,336	7,186	6,380	6,449
Miscellaneous liability accounts (includes checks outstanding etc.) .....	7,467	2,266	-1,920	8,098	2,897	10,363
<b>Total liability accounts .....</b>	<b>59,079</b>	<b>93,370</b>	<b>56,324</b>	<b>3,594,788</b>	<b>3,629,078</b>	<b>3,688,157</b>
<b>Asset accounts (deduct)</b>						
Cash and monetary assets:						
U.S. Treasury operating cash: <sup>1</sup>						
Federal Reserve account .....	-950	-2,951	-3,577	7,879	5,878	4,928
Tax and loan note accounts .....	-11,821	-26,991	-10,127	53,007	37,836	26,016
Balance .....	-12,771	-29,943	-13,704	60,886	43,714	30,943
Special drawing rights:						
Total holdings .....	169	145	-56	11,710	11,686	11,855
SDR certificates issued to Federal Reserve Banks .....	.....	.....	.....	-2,200	-2,200	-2,200
Balance .....	169	145	-56	9,510	9,486	9,655
Reserve position on the U.S. quota in the IMF:						
U.S. subscription to International Monetary Fund:						
Direct quota payments .....	.....	.....	.....	46,525	46,525	46,525
Maintenance of value adjustments .....	118	79	-852	2,612	2,573	2,691
Letter of credit issued to IMF .....	-152	-401	-792	-26,876	-27,125	-27,277
Dollar deposits with the IMF .....	-5	-11	1	-113	-119	-124
Receivable/Payable (-) for interim maintenance of value adjustments .....	-69	-47	531	-1,284	-1,263	-1,332
Balance .....	-108	-381	-1,112	20,864	20,591	20,483
Loans to International Monetary Fund .....	.....	.....	.....	.....	.....	.....
Other cash and monetary assets .....	4,596	3,960	7,270	49,834	49,198	53,794
Total cash and monetary assets .....	-8,114	-26,219	-7,602	141,093	122,988	114,875
Non-federal securities of the national railroad Retirement investment trust .....	3,000	5,999	.....	1,500	4,500	7,500
Net Activity, Guaranteed Loan Financing .....	697	237	-629	-16,293	-16,752	-16,056
Net Activity, Direct Loan Financing .....	338	439	2,233	139,306	139,407	139,745
Miscellaneous asset accounts .....	4,060	-179	-1,137	376	-3,862	198
<b>Total asset accounts .....</b>	<b>-20</b>	<b>-19,721</b>	<b>-7,134</b>	<b>265,983</b>	<b>246,281</b>	<b>246,262</b>
<b>Excess of liabilities (+) or assets (-) .....</b>	<b>+59,099</b>	<b>+113,091</b>	<b>+63,458</b>	<b>+3,328,804</b>	<b>+3,382,797</b>	<b>+3,441,895</b>
Transactions not applied to current year's surplus or deficit (see Schedule A for Details) .....	.....	.....	-1,535	.....	.....	.....
<b>Total budget and off-budget federal entities (financing of deficit (+) or disposition of surplus (-)) .....</b>	<b>+59,099</b>	<b>+113,091</b>	<b>+61,923</b>	<b>+3,328,804</b>	<b>+3,382,797</b>	<b>+3,441,895</b>

<sup>1</sup>Major sources of information used to determine Treasury's operating cash balance include Federal Reserve Banks, the Treasury Regional Finance Centers, the Internal Revenue Service Centers, the Bureau of the Public Debt and various electronic systems. Deposits are reflected as received and withdrawals are reflected as processed.

... No Transactions.

(\* \*) Less than \$500,000.

Note: Details may not add to totals due to rounding.

**Table 6. Schedule A—Analysis of Change in Excess of Liabilities of the U.S. Government, November 2002 and Other Periods**

Classification	[\$ millions]		
	This Month	Fiscal Year to Date	
		This Year	Prior Year
<b>Excess of liabilities beginning of period:</b>			
Based on composition of unified budget in preceding period .....	3,382,797	3,330,364	3,167,986
Adjustments during current fiscal year for changes in composition of unified budget:			
Revisions by federal agencies to the prior budget results .....	.....	-1,560	351
Excess of liabilities beginning of period (current basis) .....	3,382,797	3,328,804	3,168,337
<b>Budget surplus (-) or deficit:</b>			
Based on composition of unified budget in prior fiscal year .....	59,009	113,091	61,923
Changes in composition of unified budget .....	.....	.....	.....
Total surplus (-) or deficit (Table 2) .....	59,099	113,091	61,923
Total-on-budget (Table 2) .....	61,268	119,724	69,023
Total-off-budget (Table 2) .....	-2,170	-6,633	-7,099
<b>Transactions not applied to current year's surplus or deficit:</b>			
Premium/Discount on buyback of U.S. Treasury securities .....	.....	.....	1,537
Profit on sale of gold .....	.....	.....	-2
Total-transactions not applied to current year's surplus or deficit .....	.....	.....	1,535
<b>Excess of liabilities close of period .....</b>	<b>3,441,895</b>	<b>3,441,895</b>	<b>3,231,795</b>

**Table 6. Schedule B—Securities Issued by Federal Agencies Under Special Financing Authorities, November 2002 and Other Periods**

Classification	[\$ millions]					
	Net Transactions (-) denotes net reduction of liability accounts			Account Balances Current Fiscal Year		
	This Month	Fiscal Year to Date		Beginning of		Close of This month
This Year		Prior Year	This Year	This Month		
<b>Agency securities, issued under special financing authorities:</b>						
Obligations of the United States, issued by:						
Obligations guaranteed by the United States, issued by:						
Department of Housing and Urban Development:						
Federal Housing Administration .....	24	38	37	298	312	336
Obligations not guaranteed by the United States, issued by:						
Legislative Branch:						
Architect of the Capitol .....	1	2	2	168	170	171
Independent agencies:						
Farm Credit System Financial Assistance Corporation .....	.....	.....	.....	775	775	775
Federal Communications Commission .....	.....	.....	.....	114	114	114
National Archives and Records Administration .....	.....	.....	.....	258	258	258
Tennessee Valley Authority .....	113	-348	-396	25,557	25,096	25,209
<b>Total agency securities .....</b>	<b>138</b>	<b>-307</b>	<b>-356</b>	<b>27,170</b>	<b>26,725</b>	<b>26,863</b>

... No Transactions.

(\* \*) Less than \$500,000.

Note: Details may not add to totals due to rounding.

**Table 6. Schedule C (Memorandum)—Federal Agency Borrowing Financed Through the Issue of Treasury Securities, November 2002 and Other Periods**

[\$ millions]

Classification	Transactions			Account Balances Current Fiscal Year		
	This Month	Fiscal Year to Date		Beginning of		Close of This month
		This Year	Prior Year	This Year	This Month	
<b>Borrowing from the Treasury:</b>						
Department of Agriculture:						
Farm Service Agency:						
Commodity Credit Corporation .....	3,867	7,359	5,016	19,234	22,726	26,593
Agricultural credit insurance fund .....			-133	5,550	5,550	5,550
Farm storage facility loans .....	-4	4	8	261	269	265
Apple loans fund .....				20	20	20
Emergency boll weevil loan fund .....				4	4	4
Natural Resources Conservation Service .....				5	5	5
Rural Housing Service:						
Rural housing insurance .....				9,708	9,708	9,708
Rural community facility loans fund .....				1,072	1,072	1,072
Rural Business – Cooperative Service:						
Rural business and industry loans .....				140	140	140
Rural development loan fund .....				201	201	201
Rural economic development loan fund .....				76	76	76
Rural Utilities Service:						
Rural water and waste disposal fund .....				4,374	4,374	4,374
Rural communication development fund .....				25	25	25
Rural electrification and telecommunications fund .....				11,070	11,070	11,070
Rural telephone bank .....				323	323	323
Distance learning and telemedicine program .....				49	49	49
Rural development insurance fund .....		-230	-160	471	241	241
Foreign Agricultural Service .....			-81	906	906	906
Department of Commerce:						
Departmental Management:						
Emergency steel guaranteed loan fund .....				79	79	79
National Oceanic and Atmospheric Administration:						
Fisheries finance .....		14	6	170	184	184
Fishing vessel obligations .....				13	13	13
Department of Defense – Military:						
Family Housing improvement loans .....	6	9	16	44	46	53
Department of Education:						
College housing and academic facilities loans .....				215	215	215
Federal direct student loans .....		4,358	7,724	89,498	93,855	93,855
Department of Energy:						
Bonneville Power Administration fund .....		50		2,770	2,820	2,820
Department of Housing and Urban Development:						
Public and Indian Housing Programs:						
Low-rent public housing – loans and other expenses .....		25	25		25	25
Housing Programs:						
Federal Housing Administration .....	500	500		7,553	7,553	8,053
Housing for the elderly and handicapped .....				2,640	2,640	2,640
Department of the Interior:						
Helium fund .....				252	252	252
Bureau of Reclamation loan fund .....	(**)	(**)	8	97	97	97
Bureau of Indian Affairs .....				25	25	25
Assistance to American Samoa loan fund .....		3		12	15	15
Department of Justice:						
Federal Prison Industries, Incorporated .....				20	20	20
Department of State:						
Repatriation loans .....				(**)	(**)	(**)
Department of Transportation:						
Federal Aviation Administration:						
Aircraft purchase loan guarantee program .....				(**)	(**)	(**)
Federal Highway Administration:						
Transportation infrastructure finance and innovation fund .....				354	354	354
Federal Railroad Administration:						
Alameda corridor project .....				513	513	513
Railroad rehabilitation and improvement loan fund .....				104	104	104
Other .....				(**)	(**)	(**)
Maritime Administration .....				29	29	29
Department of Treasury:						
Departmental Offices:						
Community development financial institutions fund .....	2	2	1	25	25	27
Federal Financing Bank revolving fund .....	334	12,879	-2,340	24,693	37,238	37,572
Department of Veterans Affairs:						
Veterans housing benefit program fund .....				3,003	3,003	3,003
Native American veteran housing fund .....				21	21	21
Vocational rehabilitation loan fund .....		(**)	(**)	1	2	2
Corps of Engineers:						
Washington aqueduct .....	(**)	(**)	3	24	24	24

**Table 6. Schedule C (Memorandum)—Federal Agency Borrowing Financed Through the Issue of Treasury Securities, November 2002 and Other Periods—Continued**

[\$ millions]

Classification	Transactions			Account Balances Current Fiscal Year		
	This Month	Fiscal Year to Date		Beginning of		Close of This month
		This Year	Prior Year	This Year	This Month	
<b>Borrowing from the Treasury:—Continued</b>						
Environmental Protection Agency:						
Abatement, control, and compliance loan program .....	.....	.....	.....	24	24	24
Federal Emergency Management Agency:						
National flood insurance fund .....	.....	-10	50	10	.....	.....
Disaster assistance loan fund .....	.....	.....	.....	4	4	4
General Services Administration:						
Land acquisition and development fund .....	.....	.....	.....	(* *)	(* *)	(* *)
International Assistance Program:						
International Security Assistance:						
Foreign military loan program .....	.....	40	226	1,317	1,357	1,357
Military debt reduction .....	.....	.....	.....	2	2	2
Agency for International Development:						
International debt reduction .....	.....	.....	.....	16	16	16
Microenterprise and small enterprise development .....	.....	.....	.....	1	1	1
Overseas Private Investment Corporation .....	.....	(* *)	2	132	132	132
Small Business Administration:						
Business loan fund .....	.....	.....	-12	1,294	1,294	1,294
Disaster loan fund .....	.....	.....	-729	9,742	9,742	9,742
Independent agencies:						
Export-Import Bank of the United States .....	.....	.....	.....	6,657	6,657	6,657
Federal Communications Commission:						
Spectrum auction loan fund .....	.....	.....	.....	5,771	5,771	5,771
Presidio trust fund .....	.....	.....	.....	50	50	50
Railroad Retirement Board:						
Social Security equivalent benefit account .....	237	516	517	2,870	3,149	3,386
Smithsonian Institution:						
John F. Kennedy Center parking facilities .....	.....	.....	.....	20	20	20
Tennessee Valley Authority .....	.....	150	.....	.....	150	150
<b>Total agency borrowing from the Treasury financed through Treasury securities issued .....</b>	<b>4,942</b>	<b>25,669</b>	<b>10,147</b>	<b>213,555</b>	<b>234,282</b>	<b>239,224</b>
<b>Borrowing from the Federal Financing Bank:</b>						
Department of Agriculture:						
Rural Housing Service:						
Rural housing insurance fund .....	.....	.....	.....	2,905	2,905	2,905
Rural Utilities Service:						
Rural electrification and telecommunications fund .....	280	431	223	18,329	18,480	18,760
Rural development insurance fund .....	.....	.....	-125	950	950	950
Department of Defense – Military:						
Department of the Navy .....	.....	.....	.....	1,624	1,624	1,624
Defense agencies .....	.....	.....	.....	-844	-844	-844
Department of Education:						
Historically Black college and university capital financing fund .....	1	3	11	69	70	71
Department of Health and Human Services:						
Health maintenance organization loan and loan guarantee fund .....	.....	.....	.....	(* *)	(* *)	(* *)
Department of Housing and Urban Development:						
Low-rent housing – loans and other expenses .....	-74	-74	-71	1,207	1,207	1,133
Community development grants .....	.....	-1	-1	5	4	4
Department of the Interior:						
Assistance to territories .....	.....	.....	.....	11	11	11
Department of Transportation:						
Railroad rehabilitation and improvement loan fund .....	.....	.....	.....	3	3	3
General Services Administration:						
Federal buildings fund .....	-3	-5	-3	2,206	2,203	2,200
International Assistance Program:						
Foreign military financing program .....	-13	-15	-16	1,923	1,920	1,907
Small Business Administration:						
Business loan fund .....	-2	-5	-6	102	100	98
Independent agencies:						
Postal Service .....	144	-2,520	-2,352	11,114	8,450	8,594
<b>Total borrowing from the Federal Financing Bank .....</b>	<b>334</b>	<b>-2,187</b>	<b>-2,340</b>	<b>39,605</b>	<b>37,084</b>	<b>37,418</b>

Note: This table includes lending by the Federal Financing Bank accomplished by the purchase of agency financial assets, by the acquisition of agency debt securities, and by direct loans on behalf of an agency. The Federal Financing Bank borrows from Treasury and issues its own securities and in turn may loan these funds to agencies in lieu of agencies borrowing directly through Treasury or issuing their own securities.

... No Transactions.

(\* \*) Less than \$500,000.

Note: Details may not add to totals due to rounding.

**Table 6. Schedule D—Investments of Federal Government Accounts in Federal Securities, November 2002 and Other Periods**

[\$ millions]

Classification	Net Purchases or Sales (-)		Securities Held as Investments Current Fiscal Year			
	This Month	Fiscal Year to Date		Beginning of		Close of This month
		This Year	Prior Year	This Year	This Month	
<b>Federal funds:</b>						
Department of Agriculture .....	-15	-11	47	55	59	44
Department of Commerce .....		3	2	.....	3	3
Department of Defense-Military:						
Defense cooperation account .....	.....	(* *)	(* *)	13	13	13
Department of Energy .....	585	801	394	26,408	26,624	27,209
Department of Housing and Urban Development:						
Housing Programs:						
Federal Housing Administration fund .....	-20	954	382	21,251	22,224	22,204
Government National Mortgage Association:						
Guarantees of mortgage-backed securities .....	36	34	74	6,958	6,956	6,992
Other .....	245	245	241	.....	.....	245
Department of the Interior .....	58	21	37	3,990	3,953	4,010
Department of Labor .....	-535	-448	1,024	12,911	12,999	12,463
Department of Transportation .....	4	4	.....	123	123	127
Department of the Treasury .....	6	-56	-164	10,007	9,945	9,951
Department of Veterans Affairs:						
Canteen service revolving fund .....	-1	-3	-2	29	27	26
Veterans reopened insurance fund .....	-3	-6	-6	475	472	469
Servicemen's group life insurance fund .....	.....	.....	.....	6	6	6
Other Defense Civil Programs:						
Uniformed services retiree health care fund .....	816	14,846	.....	.....	14,031	14,846
Independent agencies:						
Federal Deposit Insurance Corporation:						
Bank insurance fund .....	398	377	311	30,542	30,521	30,919
Savings association insurance fund .....	114	113	-816	11,153	11,152	11,266
FSLIC resolution fund .....	2	59	-11	2,800	2,857	2,859
National Credit Union Administration .....	27	253	274	5,185	5,410	5,437
Postal Service .....	704	-330	-658	1,430	396	1,100
Other .....	36	42	51	5,172	5,178	5,213
Other .....	128	99	-175	4,882	4,853	4,981
Total Treasury securities .....	2,583	16,995	1,007	143,390	157,802	160,385
<b>Total Federal funds .....</b>	<b>2,583</b>	<b>16,995</b>	<b>1,007</b>	<b>143,390</b>	<b>157,802</b>	<b>160,385</b>
<b>Trust funds:</b>						
Legislative Branch:						
Library of Congress .....	-2	-3	17	58	57	55
United States Tax Court .....	(* *)	(* *)	.....	7	7	7
Other .....	1	1	7	71	72	73
Judicial Branch:						
Judicial retirement funds .....	2	-4	4	582	576	578
Department of Agriculture .....	-22	-9	67	39	52	30
Department of Defense-Military:						
Voluntary separation incentive fund .....	-2	-2	1	782	783	781
Other .....	(* *)	-5	-2	53	48	48



**Table 6. Schedule D—Investments of Federal Government Accounts in Federal Securities, November 2002 and Other Periods—Continued**

Classification	[\$ millions]					
	Net Purchases or Sales (-)			Securities Held as Investments Current Fiscal Year		
	This Month	Fiscal Year to Date		Beginning of		Close of This month
This Year		Prior Year	This Year	This Month		
<b>Trust Funds—Continued</b>						
Department of Health and Human Services:						
Federal hospital insurance trust fund .....	-535	-2,131	192	228,906	227,309	226,775
Federal supplementary medical insurance trust fund .....	-2,283	-4,136	-2,692	38,804	36,951	34,668
Other .....	7	19	-10	1,879	1,892	1,899
Department of the Interior .....	2	24	33	29	51	53
Department of Justice .....	-1	60	-6	.....	61	60
Department of Labor:						
Unemployment trust fund .....	-1,269	-4,791	-2,116	68,265	64,743	63,474
Other .....	-10	-19	-21	69	60	50
Department of State:						
Foreign Service retirement and disability fund .....	-38	-48	-42	11,734	11,723	11,686
Other .....	(* *)	-1	1	16	16	16
Department of Transportation:						
Airport and airway trust fund .....	865	1,575	46	10,997	11,707	12,572
Highway trust fund .....	984	1,189	1,191	18,840	19,046	20,029
Other .....	-26	-25	-7	2,374	2,375	2,349
Department of Treasury .....	-29	-58	-58	401	373	344
Department of Veterans Affairs:						
General post fund, national homes .....	.....	14	-11	47	61	61
National service life insurance .....	-64	-143	-149	11,465	11,386	11,322
United States government life insurance fund .....	-1	-1	-2	62	61	60
Veterans special life insurance fund .....	-5	-12	-12	1,807	1,801	1,795
Corps of Engineers .....	58	111	82	2,252	2,306	2,363
Other Defense Civil Programs:						
Military retirement fund .....	3,057	19,085	18,648	162,396	178,424	181,481
Other .....	-16	24	35	1,124	1,164	1,148
Environmental Protection Agency .....	-65	-130	-51	5,127	5,063	4,997
Federal Emergency Management Agency .....	.....	(* *)	.....	2	2	2
National Aeronautics and Space Administration .....	.....	.....	.....	14	14	14
Office of Personnel Management:						
Civil service retirement and disability fund:						
Treasury securities .....	-2,663	-4,629	-4,906	573,713	571,747	569,084
Employees life insurance fund .....	341	378	298	25,350	25,386	25,728
Employees and retired employees health benefits fund .....	-30	36	110	7,554	7,620	7,590
Social Security Administration:						
Federal old-age and survivors insurance trust fund .....	1,966	4,586	4,394	1,173,759	1,176,380	1,178,345
Federal disability insurance trust fund .....	93	-5	694	155,287	155,188	155,281
Independent agencies:						
Harry S. Truman Memorial Scholarship trust fund .....	.....	.....	.....	55	55	55
Japan-United States Friendship Commission .....	.....	(* *)	(* *)	40	40	40
Railroad Retirement Board:						
Treasury securities .....	-4,785	-8,892	48	25,260	21,153	16,368
Other .....	-26	-76	-50	3,036	2,985	2,960
Total Treasury securities .....	-4,497	1,981	15,734	2,532,258	2,538,736	2,534,239
<b>Total trust funds .....</b>	<b>-4,497</b>	<b>1,981</b>	<b>15,734</b>	<b>2,532,258</b>	<b>2,538,736</b>	<b>2,534,239</b>
<b>Grand total .....</b>	<b>-1,915</b>	<b>18,976</b>	<b>16,740</b>	<b>2,675,648</b>	<b>2,696,538</b>	<b>2,694,624</b>

... No Transactions.  
 (\* \*) Less than \$500,000.

Note: Investments are in public debt securities unless otherwise noted.  
 Note: Details may not add to totals due to rounding.

**Table 6. Schedule E—Net Activity, Guaranteed and Direct Loan Financing, November 2002 and Other Periods**

[\$ millions]

Classification	Net Transactions (-) denotes net reduction of asset accounts			Account Balances Current Fiscal Year		
	This Month	Fiscal Year to Date		Beginning of		Close of This month
		This Year	Prior Year	This Year	This Month	
<b>Guaranteed Loan Financing Activity:</b>						
Department of Agriculture:						
Farm Service Agency:						
Commodity Credit Corporation export fund .....	-34	-21	-83	626	639	605
Agricultural credit insurance fund .....	(* *)	-1	1	-598	-599	-599
Rural Housing Service:						
Rural community facility loans .....	(* *)	(* *)	(* *)	7	7	7
Rural housing insurance fund .....	2	8	-6	-319	-313	-310
Rural Business-Cooperative Service:						
Rural business and industry loans .....	-6	12	17	-31	-13	-19
Rural Utilities Service:						
Rural water and waste disposal fund .....	.....	.....	(* *)	-24	-24	-24
Department of Commerce:						
General Administration:						
Emergency oil, gas, and steel account .....	(* *)	-1	.....	72	71	71
National Oceanic and Atmospheric Administration:						
Fishing vessel obligations .....	(* *)	(* *)	(* *)	12	12	12
Department of Defense-Military .....	1	(* *)	-2	-19	-19	-18
Department of Education:						
Office of Student Financial Assistance:						
Federal family education loans .....	134	109	747	-8,687	-8,713	-8,578
Department of Health and Human Services:						
Health Resources and Services Administration:						
Health center loans .....	.....	.....	.....	-1	-1	-1
Health education assistance loans .....	1	2	2	-349	-347	-346
Department of Housing and Urban Development:						
Public and Indian Housing Programs:						
Indian housing loans .....	(* *)	(* *)	(* *)	-12	-12	-12
Community Planning and Development:						
Community development loans .....	.....	(* *)	(* *)	-38	-38	-38
Housing Programs:						
FHA-Mutual mortgage insurance loans .....	551	519	-234	4,633	4,601	5,153
FHA-General and special risk fund .....	2	-192	-13	-119	-313	-311
Government National Mortgage Association:						
Guarantees of mortgaged-backed securities .....	-36	-74	-77	-807	-846	-881
Department of the Interior:						
Bureau of Indian Affairs .....	(* *)	(* *)	(* *)	-47	-46	-46
Department of Transportation:						
Office of the Secretary:						
Minority business resource center fund .....	.....	.....	.....	(* *)	(* *)	(* *)
Federal Highway Administration:						
Transportation infrastructure finance and innovation fund .....	.....	.....	.....	(* *)	(* *)	(* *)
Maritime Administration .....	(* *)	-3	-5	-196	-199	-200
Department of the Treasury:						
Departmental Offices:						
Air transportation stabilization fund .....	-2	-2	.....	-197	-197	-199
Department of Veterans Affairs:						
Veterans Benefits Administration:						
Veterans housing benefit program fund .....	-7	-44	-37	-5,094	-5,131	-5,137
International Assistance Program:						
Agency for International Development:						
Loan guarantees to Israel .....	.....	.....	.....	-665	-665	-665
Urban and environmental credit guaranteed loans .....	1	1	-3	-74	-74	-73
Microenterprise and small enterprise development .....	(* *)	(* *)	(* *)	-1	-1	-1
Development credit authority loan fund .....	(* *)	(* *)	(* *)	-1	-1	-1
Overseas Private Investment Corporation .....	4	-2	-8	-465	-471	-467
Small Business Administration:						
Business loan fund .....	115	71	-748	597	554	669
Independent agencies:						
Export-Import Bank of the United States .....	-28	-146	-181	-4,496	-4,615	-4,643
<b>Net Activity, Guaranteed Loan Financing .....</b>	<b>697</b>	<b>237</b>	<b>-629</b>	<b>-16,293</b>	<b>-16,752</b>	<b>-16,056</b>
<b>Direct Loan Financing Activity:</b>						
Department of Agriculture:						
Farm Service Agency:						
Agricultural credit insurance fund .....	-48	-105	-98	2,943	2,886	2,838
Farm storage facility loans .....	1	5	44	143	147	147
Apple loans fund .....	(* *)	-1	(* *)	10	10	9
Emergency boll weevil loan fund .....	.....	.....	(* *)	4	4	4
Natural Resources Conservation Service:						
Agricultural resource conservation demonstration program .....	.....	.....	-3	-1	-1	-1
Rural Housing Service:						
Rural community facility loans fund .....	4	15	18	823	834	838
Rural housing insurance fund .....	-41	-56	-9	9,414	9,399	9,358
Rural Business-Cooperative Service:						
Rural business and industry loan fund .....	-1	-2	15	84	83	82
Rural development loan fund .....	-1	-1	2	187	186	185

**Table 6. Schedule E—Net Activity, Guaranteed and Direct Loan Financing, November 2002 and Other Periods—Continued**

[\$ millions]

Classification	Net Transactions (-) denotes net reduction of asset accounts			Account Balances Current Fiscal Year		
	This Month	Fiscal Year to Date		Beginning of		Close of This month
		This Year	Prior Year	This Year	This Month	
<b>Direct Loan Financing Activity:—Continued</b>						
Department of Agriculture:—Continued						
Rural economic development loan fund .....	1	(*)	-1	64	64	64
Rural Utilities Service:						
Rural water and waste disposal loans .....	33	19	64	3,483	3,469	3,503
Rural electrification and telecommunications fund .....	498	708	403	10,785	10,994	11,492
Rural telephone bank .....	7	11	5	300	304	311
Distance learning and telemedicine program .....	-1	4	3	42	47	46
Rural development insurance fund .....				1,065	1,065	1,065
Foreign Agricultural Service:						
P.L. 480 direct loan fund .....	-21	-38	-84	454	437	416
International debt reduction .....			3	15	15	15
P.L. 480, title 1, Food for progress credits .....	-11	-11	-10	60	60	50
Department of Commerce:						
National Oceanic and Atmospheric Administration:						
Fisheries finance .....	-4	1	(*)	156	161	157
Department of Defense—Military .....						
	-9	-9	11	42	42	33
Department of Education:						
Office of Postsecondary Education:						
College housing and academic facilities loans .....		(*)	(*)	23	22	22
Historically Black college and university capital financing fund .....	1	3	11	69	70	71
Office of Student Financial Assistance:						
Federal direct student loans .....	-453	-473	781	88,528	88,508	88,055
Department of Housing and Urban Development:						
Housing Programs:						
FHA-Mutual mortgage insurance loans .....	(*)	(*)	(*)	-3	-3	-3
FHA-General and special risk fund .....				(*)	(*)	(*)
Department of the Interior:						
Bureau of Reclamation .....	(*)	(*)		88	88	88
Bureau of Indian Affairs .....	(*)	(*)	(*)	17	17	17
Assistance to American Samoa loan fund .....				12	12	12
Department of State:						
Administration of Foreign Affairs:						
Repatriation loans .....	(*)	(*)	(*)	-3	-3	-3
Department of Transportation:						
Federal Highway Administration:						
Transportation infrastructure finance and innovation fund .....	(*)	(*)	(*)	350	350	350
Federal Railroad Administration:						
Alameda corridor project .....				513	513	513
Railroad rehabilitation and improvement loan fund .....		(*)		104	104	104
Amtrak corridor improvement loans .....				-1	-1	-1
Department of the Treasury:						
Departmental Offices:						
Community development financial institutions fund .....	1	1	2	24	25	25
Financial Management Service .....				(*)	(*)	(*)
Department of Veterans Affairs:						
Veterans Benefits Administration:						
Veterans housing benefit program fund .....	33	79	-116	2,679	2,725	2,758
Native American veteran housing fund .....	(*)	(*)	(*)	20	20	20
Vocational rehabilitation loan fund .....	(*)	(*)	(*)	1	1	1
Environmental Protection Agency:						
Abatement, control, and compliance loan program .....	-2	-2	-2	24	24	22
Federal Emergency Management Agency:						
Disaster assistance loan fund .....	(*)	(*)	-1	1	1	1
General Services Administration:						
Columbia Hospital for Women .....			-13			
International Assistance Program:						
International Security Assistance:						
Foreign military loan program .....	1	1	-92	1,275	1,275	1,276
Military debt reduction .....				1	1	1
Agency for International Development:						
International debt reduction .....			-6	-68	-68	-68
Microenterprise and small enterprise development .....				(*)	(*)	(*)
Overseas Private Investment Corporation .....	-6	-6	1	93	93	87
Small Business Administration:						
Business loan fund .....	1	(*)	41	111	111	111
Disaster loan fund .....	429	465	1,388	4,071	4,106	4,535
Independent agencies:						
Export-Import Bank of the United States .....	-74	-153	-67	5,555	5,476	5,402
Federal Communications Commission:						
Spectrum auction loan fund .....	-2	-15	-53	5,749	5,736	5,734
<b>Net Activity, Direct Loan Financing .....</b>	<b>338</b>	<b>439</b>	<b>2,233</b>	<b>139,306</b>	<b>139,407</b>	<b>139,745</b>

Note: Federal credit programs provide benefits to the public in the form of direct loans and loan guarantees. This table reflects cash transactions and balances of the nonbudgetary financing fund accounts that result from the disbursement of loans, collection of fees, repayment of principle, sale of collateral, interest, and subsidy received from the credit program accounts at net present value in accordance with the *Credit Reform Act of 1990*. Unreimbursed costs such as

administrative expenses and subsidy payments are reported on a cash basis and included within each program's budgetary totals in Table 5.

... No Transactions.

(\*) Less than \$500,000.

Note: Details may not add to totals due to rounding.

**Table 7. Receipts and Outlays of the U.S. Government by Month, Fiscal Year 2003**  
 [\$ millions]

Classification	Oct.	Nov.	Dec.	Jan.	Feb.	March	April	May	June	July	Aug.	Sept.	Fiscal Year To Date	Comparable Period Prior F.Y.
<b>Receipts:</b>														
Individual income taxes .....	67,686	55,010											122,697	134,306
Corporation income taxes .....	-4,490	-2,145											-6,634	19,706
Social insurance and retirement receipts:														
Employment and general retirement .....	48,358	52,254											100,612	97,381
Unemployment insurance .....	1,537	2,433											3,969	3,885
Other retirement .....	438	358											796	791
Excise taxes .....	4,612	5,958											10,570	8,499
Estate and gift taxes .....	2,017	1,655											3,672	4,692
Customs duties .....	1,563	1,627											3,190	3,491
Miscellaneous receipts .....	2,835	2,887											5,722	5,643
<b>Total—Receipts this year .....</b>	<b>124,557</b>	<b>120,037</b>											<b>244,593</b>	<b>.....</b>
<b>(On-budget) .....</b>	<b>88,065</b>	<b>80,671</b>											<b>168,735</b>	<b>.....</b>
<b>(Off-budget) .....</b>	<b>36,492</b>	<b>39,366</b>											<b>75,858</b>	<b>.....</b>
<i>Total—Receipts prior year .....</i>	<i>157,163</i>	<i>121,233</i>											<i>.....</i>	<i>278,395</i>
<i>(On budget) .....</i>	<i>122,003</i>	<i>83,374</i>											<i>.....</i>	<i>205,378</i>
<i>(Off budget) .....</i>	<i>35,159</i>	<i>37,858</i>											<i>.....</i>	<i>73,018</i>
<b>Outlays</b>														
Legislative Branch .....	335	259											594	626
Judicial Branch .....	412	407											819	779
Department of Agriculture:														
Commodity Credit Corporation and Foreign Agricultural Service .....	3,779	3,473											7,252	9,202
Other .....	5,557	4,384											9,941	7,474
Department of Commerce .....	427	481											908	924
Department of Defense:														
Military:														
Military Personnel .....	8,074	11,194											19,268	16,523
Operation and Maintenance .....	9,568	11,623											21,191	17,429
Procurement .....	4,475	4,612											9,088	9,983
Research, Development, Test, and Evaluation .....	3,808	4,118											7,926	6,771
Military Construction .....	490	482											972	932
Family Housing .....	276	271											547	575
Revolving and Management funds .....	542	381											923	1,134
Other .....	1,511	-1,389											123	1,307
<b>Total Military .....</b>	<b>28,745</b>	<b>31,293</b>											<b>60,038</b>	<b>54,655</b>
Department of Education .....	4,237	3,449											7,686	6,579
Department of Energy .....	2,255	1,886											4,141	3,547
Department of Health and Human Services:														
Public Health Service .....	3,458	3,230											6,688	5,946
Centers for Medicare and Medicaid Services:														
Grants to States for Medicaid .....	14,365	12,295											26,660	24,644
Federal hospital ins. trust fund .....	13,336	13,392											26,729	24,112
Federal supp. med. ins. trust fund .....	10,515	11,021											21,535	18,672
Other .....	6,705	6,603											13,308	12,874
Administration for Children and Families .....	3,800	3,983											7,783	6,771
Other .....	-8,310	-8,136											-16,446	-15,708
Department of Housing and Urban Development .....	3,654	2,982											6,636	7,170
Department of the Interior .....	1,017	547											1,565	1,678
Department of Justice .....	2,324	1,814											4,138	4,459
Department of Labor:														
Unemployment trust fund .....	4,779	4,111											8,889	6,269
Other .....	1,099	1,140											2,239	1,885
Department of State .....	1,283	902											2,185	2,776
Department of Transportation:														
Highway trust fund .....	2,917	2,370											5,287	5,240
Other .....	2,920	2,525											5,445	6,087
Department of the Treasury:														
Interest on Treasury debt securities (gross) .....	13,677	19,552											33,230	38,748
Other .....	2,139	1,750											3,890	2,244
Department of Veterans Affairs:														
Compensation and pensions .....	2,248	4,244											6,492	5,914
National service life .....	80	70											150	145

**Table 7. Receipts and Outlays of the U.S. Government by Month, Fiscal Year 2003—Continued**  
 [\$ millions]

Classification	Oct.	Nov.	Dec.	Jan.	Feb.	March	April	May	June	July	Aug.	Sept.	Fiscal Year To Date	Comparable Period Prior F.Y.
<b>Outlays—Continued</b>														
United States Government Life .....	1	1											1	2
Other .....	2,117	2,146											4,263	4,184
Corps of Engineers .....	580	436											1,015	988
Other Defense Civil Programs .....	3,461	3,112											6,573	5,746
Environmental protection .....	643	604											1,247	1,202
Executive Office of the President .....	26	25											51	181
Federal Emergency Management														
Agency .....	366	400											765	846
General Services Administration .....	45	32											77	-154
International Assistance Program:														
International Security Assistance .....	308	721											1,028	786
Multilateral Assistance .....	310	4											315	342
International Development														
Assistance .....	283	344											628	606
Other .....	-4	223											219	594
National Aeronautics and Space														
Administration .....	1,130	1,067											2,197	2,588
National Science Foundation .....	387	366											753	649
Office of Personnel Management .....	4,721	4,310											9,031	8,698
Small Business Administration .....	91	-359											-267	250
Social Security Administration:														
Federal old-age and survivors ins. trust fund (off-budget) .....	32,667	32,825											65,491	62,540
Federal disability ins. trust fund (off-budget) .....	5,569	5,807											11,376	10,334
Other .....	2,665	5,319											7,985	7,820
Independent agencies:														
Fed. Deposit Ins. Corp:														
Bank insurance fund .....	20	-395											-375	-311
Savings association insurance fund .....	1	-114											-113	816
FSLIC resolution fund:														
RTC closeout .....	-7	-182											-189	-53
Other .....	-57	-2											-59	11
Office of Inspector General .....														
Postal Service:														
Public enterprise funds (off-budget) .....	-1,744	-590											-2,334	-2,148
Payments to the Postal Service fund .....	59												59	271
Tennessee Valley Authority .....	-392	108											-283	-375
Other independent agencies .....	1,976	2,016											3,992	3,366
Undistributed offsetting receipts:														
Employer share, employee retirement .....	-3,476	-3,101											-6,576	-6,108
Interest received by trust funds .....	-63	-5,204											-5,267	-5,884
Rents and royalties on outer continental shelf lands .....	-282	-209											-491	-1,180
Sale of major assets .....														
Other .....	-605	-604											-1,209	(* *)
<b>Totals this year:</b>														
<b>Total outlays .....</b>	<b>178,549</b>	<b>179,135</b>											<b>357,684</b>	<b>.....</b>
<b>(On-budget) .....</b>	<b>146,520</b>	<b>141,939</b>											<b>288,459</b>	<b>.....</b>
<b>(Off-budget) .....</b>	<b>32,028</b>	<b>37,196</b>											<b>69,225</b>	<b>.....</b>
<b>Total-surplus (+) or deficit (-) .....</b>	<b>-53,992</b>	<b>-59,099</b>											<b>-113,091</b>	<b>.....</b>
<b>(On-budget) .....</b>	<b>-58,456</b>	<b>-61,268</b>											<b>-119,724</b>	<b>.....</b>
<b>(Off-budget) .....</b>	<b>+4,464</b>	<b>+2,170</b>											<b>+6,633</b>	<b>.....</b>
<b>Total borrowing from the public ...</b>	<b>33,385</b>	<b>63,245</b>											<b>96,630</b>	<b>68,341</b>
<i>Total-outlays prior year .....</i>	<i>164,819</i>	<i>175,500</i>											<i>.....</i>	<i>340,318</i>
<i>(On-budget) .....</i>	<i>134,013</i>	<i>140,387</i>											<i>.....</i>	<i>274,400</i>
<i>(Off-budget) .....</i>	<i>30,806</i>	<i>35,113</i>											<i>.....</i>	<i>65,918</i>
<i>Total-surplus (+) or deficit (-) prior year .....</i>	<i>-7,656</i>	<i>-54,267</i>											<i>.....</i>	<i>-61,923</i>
<i>(On-budget) .....</i>	<i>-12,010</i>	<i>-57,013</i>											<i>.....</i>	<i>-69,023</i>
<i>(Off-budget) .....</i>	<i>+4,354</i>	<i>+2,746</i>											<i>.....</i>	<i>+7,099</i>

... No transactions.

(\* \*) Less than \$500,000.

Note: Details may not add to totals due to rounding.

**Table 8. Trust Fund Impact on Budget Results and Investment Holdings as of November 30 2002**

[\$ millions]

Classification	This Month			Fiscal Year to Date			Securities held as Investments Current Fiscal Year		
	Receipts	Outlays	Excess	Receipts	Outlays	Excess	Beginning of		Close of This Month
							This Year	This Month	
<b>Trust receipts, outlays, and investments held:</b>									
Airport and airway .....	865	529	336	991	950	40	10,997	11,707	12,572
Black lung disability .....	56	33	23	64	67	-3	.....	.....	.....
Federal disability insurance .....	5,836	5,807	29	11,514	11,376	139	155,287	155,188	155,281
Federal employees life and health .....	.....	-310	310	.....	-407	407	32,904	33,007	33,318
Federal employees retirement .....	1,446	4,144	-2,699	3,694	8,374	-4,681	586,037	584,054	581,355
Federal hospital insurance .....	12,947	13,453	-506	24,845	26,878	-2,033	228,906	227,309	226,775
Federal old-age and survivors insurance ...	34,376	32,825	1,551	69,652	65,491	4,161	1,173,759	1,176,380	1,178,345
Federal supplementary medical insurance ..	8,706	11,021	-2,315	17,445	21,535	-4,090	38,804	36,951	34,668
Hazardous substance superfund .....	15	121	-106	28	211	-183	3,234	3,158	3,059
Highways .....	3,469	2,440	1,029	3,933	5,436	-1,503	18,840	19,046	20,029
Military advances .....	679	950	-271	1,485	1,734	-249	.....	.....	.....
Military retirement .....	5,677	2,932	2,745	24,412	5,867	18,545	162,396	178,424	181,481
Railroad retirement .....	3,629	3,728	-99	6,912	7,458	-546	25,260	21,153	16,368
Unemployment .....	2,530	4,119	-1,589	4,164	8,905	-4,741	68,265	64,743	63,474
Veterans life insurance .....	15	89	-74	32	191	-159	13,334	13,248	13,177
All other trust .....	464	392	73	728	760	-32	14,235	14,369	14,335
<b>Total trust fund receipts and outlays and investments held from Table 6-D .....</b>	<b>80,710</b>	<b>82,272</b>	<b>-1,562</b>	<b>169,899</b>	<b>164,827</b>	<b>5,072</b>	<b>2,532,258</b>	<b>2,538,736</b>	<b>2,534,239</b>
Less: Interfund transactions .....	21,114	21,114	.....	59,263	59,263	.....	.....	.....	.....
Trust fund receipts and outlays on the basis of Tables 4 & 5 .....	59,596	61,159	-1,562	110,636	105,564	5,072	.....	.....	.....
<b>Total Federal fund receipts and outlays .....</b>	<b>60,456</b>	<b>117,993</b>	<b>-57,536</b>	<b>133,990</b>	<b>252,153</b>	<b>-118,163</b>	.....	.....	.....
Less: Interfund transactions .....	16	16	.....	33	33	.....	.....	.....	.....
Federal fund receipts and outlays on the basis of Table 4 & 5 .....	60,440	117,976	-57,536	133,957	252,120	-118,163	.....	.....	.....
<b>Net budget receipts &amp; outlays .....</b>	<b>120,037</b>	<b>179,135</b>	<b>-59,099</b>	<b>244,593</b>	<b>357,684</b>	<b>-113,091</b>	.....	.....	.....

Note: Interfund receipts and outlays are transactions between Federal funds and trust funds such as Federal payments and contributions, and interest and profits on investments in Federal securities. They have no net effect on overall budget receipts and outlays since the receipts side

of such transactions is offset against budget outlays. In this table, Interfund receipts are shown as an adjustment to arrive at total receipts and outlays of trust funds respectively.

**Table 9. Summary of Receipts by Source, and Outlays by Function of the U.S. Government, November 2002 and Other Periods**

[\$ millions]

Classification	This Month	Fiscal Year To Date	Comparable Period Prior Fiscal Year
<b>NET RECEIPTS</b>			
Individual income taxes .....	55,010	122,697	134,306
Corporation income taxes .....	-2,145	-6,634	19,706
Social insurance and retirement receipts:			
Employment and general retirement .....	52,254	100,612	97,381
Unemployment insurance .....	2,433	3,969	3,885
Other retirement .....	358	796	791
Excise taxes .....	5,958	10,570	8,499
Estate and gift taxes .....	1,655	3,672	4,692
Customs duties .....	1,627	3,190	3,491
Miscellaneous receipts .....	2,887	5,722	5,643
<b>Total .....</b>	<b>120,037</b>	<b>244,593</b>	<b>278,395</b>
<b>NET OUTLAYS</b>			
National defense .....	32,930	63,319	57,356
International affairs .....	2,034	4,246	5,124
General science, space, and technology .....	1,697	3,564	3,806
Energy .....	121	-366	-210
Natural resources and environment .....	2,115	4,646	4,784
Agriculture .....	3,992	8,440	9,863
Commerce and housing credit .....	-1,590	-2,521	-317
Transportation .....	4,892	10,717	11,308
Community and regional development .....	1,293	2,654	2,619
Education, training, employment and social services .....	5,272	11,933	10,556
Health .....	16,892	36,402	32,765
Medicare .....	22,244	43,929	38,877
Income security .....	27,065	52,947	46,918
Social security .....	38,626	76,853	72,868
Veterans benefits and services .....	6,499	10,909	10,235
Administration of justice .....	2,599	5,685	6,176
General government .....	1,949	3,680	2,835
Net interest .....	14,419	28,923	32,042
Undistributed offsetting receipts .....	-3,914	-8,276	-7,287
<b>Total .....</b>	<b>179,135</b>	<b>357,684</b>	<b>340,318</b>

... No transactions.

Note: Details may not add to totals due to rounding.

# Explanatory Notes

## 1. Flow of Data Into Monthly Treasury Statement

The *Monthly Treasury Statement (MTS)* is assembled from data in the central accounting system. The major sources of data include monthly accounting reports by Federal entities and disbursing officers, and daily reports from the Federal Reserve banks. These reports detail accounting transactions affecting receipts and outlays of the Federal Government and off-budget Federal entities, and their related effect on the assets and liabilities of the U.S. Government. Information is presented in the *MTS* on a modified cash basis.

## 2. Notes on Receipts

Receipts included in the report are classified into the following major categories: (1) budget receipts and (2) offsetting collections (also called applicable receipts). Budget receipts are collections from the public that result from the exercise of the Government's sovereign or governmental powers, excluding receipts offset against outlays. These collections, also called governmental receipts, consist mainly of tax receipts (including social insurance taxes), receipts from court fines, certain licenses, and deposits of earnings by the Federal Reserve System. Refunds of receipts are treated as deductions from gross receipts.

Offsetting collections are from other Government accounts or the public that are of a business-type or market-oriented nature. They are classified into two major categories: (1) offsetting collections credited to appropriations or fund accounts, and (2) offsetting receipts (i.e., amounts deposited in receipt accounts). Collections credited to appropriation or fund accounts normally can be used without appropriation action by Congress. These occur in two instances: (1) when authorized by law, amounts collected for materials or services are treated as reimbursements to appropriations and (2) in the three types of revolving funds (public enterprise, intragovernmental, and trust); collections are netted against spending, and outlays are reported as the net amount.

Offsetting receipts in receipt accounts cannot be used without being appropriated. They are subdivided into two categories: (1) proprietary receipts—these collections are from the public and they are offset against outlays by agency and by function, and (2) intragovernmental funds—these are payments into receipt accounts from Governmental appropriation or funds accounts. They finance operations within and between Government agencies and are credited with collections from other Government accounts. The transactions may be intrabudgetary when the payment and receipt both occur within the budget or from receipts from off-budget Federal entities in those cases where payment is made by a Federal entity whose budget authority and outlays are excluded from the budget totals.

Intrabudgetary transactions are subdivided into three categories: (1) interfund transactions, where the payments are from one fund group (either Federal funds or trust funds) to a receipt account in the other fund group; (2) Federal intrafund transactions, where the payments and receipts both occur within the Federal fund group; and (3) trust intrafund transactions, where the payments and receipts both occur within the trust fund group.

Offsetting receipts are generally deducted from budget authority and outlays by function, by subfunction, or by agency. There are four types of receipts, however, that are deducted from budget totals as undistributed offsetting receipts. They are: (1) agencies' payments (including payments by off-budget Federal entities) as employers into employees retirement funds, (2) interest received by trust funds, (3) rents and royalties on the Outer Continental Shelf lands, and (4) other interest (i.e., interest collected on Outer Continental Shelf money in deposit funds when such money is transferred into the budget).

## 3. Notes on Outlays

Outlays are generally accounted for on the basis of checks issued, electronic funds transferred, or cash payments made. Certain outlays do not require issuance of cash or checks. An example is charges made against appropriations for that part of employees' salaries withheld for taxes or savings bond allotments — these are counted as payments to the employee and credits for whatever purpose the money was withheld.

Outlays are stated net of offsetting collections (including receipts of revolving and management funds) and of refunds. Interest on the public debt (public issues) is recognized on the accrual basis. Federal credit programs subject to the Federal Credit Reform Act of 1990 use the cash basis of accounting and are divided into two components. The portion of the credit activities that involve a cost to the Government (mainly subsidies) is included within the budget program accounts. The remaining portion of the credit activities are in non-budget financing accounts. Outlays of off-budget Federal entities are excluded by law from budget totals. However, they are shown separately and combined with the on-budget outlays to display total Federal outlays.

## 4. Processing

The data on payments and collections are reported by account symbol into the central accounting system. In turn, the data are extracted from this system for use in the preparation of the *MTS*.

There are two major checks which are conducted to assure the consistency of the data reported:

1. Verification of payment data. The monthly payment activity reported by Federal entities on their Statements of Transactions is compared to the payment activity of Federal entities as reported by disbursing officers.
2. Verification of collection data. Reported collections appearing on Statements of Transactions are compared to deposits as reported by Federal Reserve banks.

## 5. Other Sources of Information About Federal Government Financial Activities

- *A Glossary of Terms Used in the Federal Budget Process, January 1993* (Available from the U.S. General Accounting Office, P.O. Box 6015, Gaithersburg, Md. 20877). This glossary provides a basic reference document of standardized definitions of terms used by the Federal Government in the budgetmaking process.

- *Daily Treasury Statement* (Available from GPO, Washington, D.C. 20402, on the Internet at <http://www.fms.treas.gov/>). *The Daily Treasury Statement* is published each working day of the Federal Government and provides data on the cash and debt operations of the Treasury.

- *Monthly Statement of the Public Debt of the United States* (Available from GPO, Washington, D.C. 20402 on a subscription basis only and on the Internet at <http://www.publicdebt.treas.gov/opd/opd.htm>). This publication provides detailed information concerning the public debt.

- *Treasury Bulletin* (Available from GPO, Washington, D.C. 20402, by subscription or single copy and on the Internet at <http://www.fms.treas.gov/>). Quarterly. Contains a mix of narrative, tables, and charts on Treasury issues, Federal financial operations, international statistics, and special reports.

- *Budget of the United States Government, Fiscal Year 20* — (Available from GPO, Washington, D.C. 20402 and on the Internet at <http://access.gpo.gov/>). This publication is a single volume which provides budget information and contains:

- Budget of the United States Government, FY 20* —
- Appendix, The Budget of the United States Government, FY 20* —
- Analytical Perspectives*
- Historical Tables*
- Citizens Guide to the Federal Budget*

- *Combined Statement of Receipts, Outlays, and Balances of the United States Government* (Available from Financial Management Service, U.S. Department of the Treasury, Washington, D.C. 20227 and on the Internet at <http://www.fms.treas.gov/annualreport>). This report includes budgetary results at the summary level and presents individual receipt and appropriation accounts at the detail level.

**Scheduled Release**

**Listed below are the scheduled release dates for the Monthly Treasury Statement.**

<b><u>Accounting Month</u></b>	<b><u>Release Date</u></b>
January 2003	February 21, 2003
February 2003	March 20, 2003
March 2003	April 18, 2003
April 2003	May 20, 2003
May 2003	June 19, 2003
June 2003	July 21, 2003
July 2003	August 20, 2003
August 2003	September 19, 2003
September 2003	( <sup>1</sup> )
October 2003	November 21, 2003
November 2003	December 18, 2003
December 2003	January 22, 2004

<sup>1</sup>Release date subject to completion of year-end reporting requirements.

For sale by the Superintendent of Documents, U.S. Government Printing  
Office, Washington, D.C. 20402 (202) 512-1800. The subscription price is  
\$38.00 per year (domestic), \$47.00 per year (foreign).  
No single copies are sold.

The Monthly Treasury Statement is now available on the Department of Commerce's Economic Bulletin Board.  
For information call (202) 482-1986.

Internet service subscribers can access the current issue of the Monthly Treasury Statement through the  
Financial Management Service's home page:

<http://www.fms.treas.gov/>