

# Monthly Treasury Statement

of Receipts and Outlays  
of the United States Government

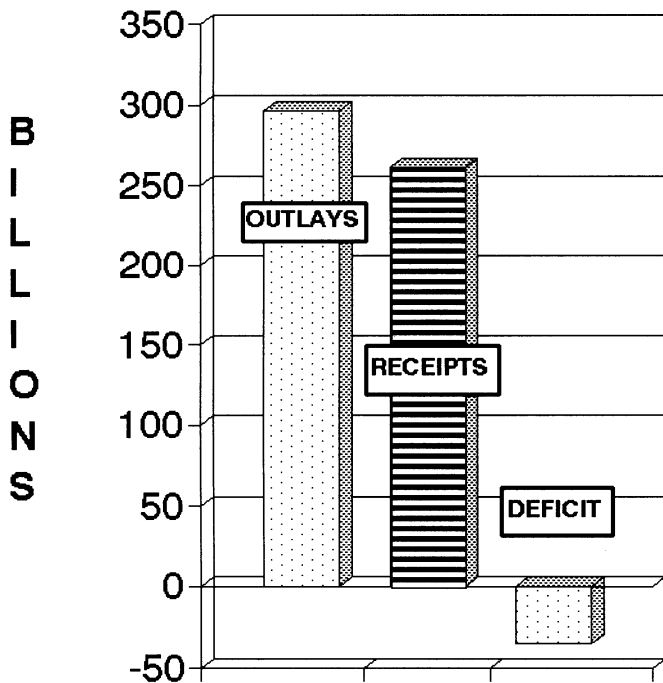
For Fiscal Year 2001 Through **November 30, 2000**, and Other Periods

## Highlight

The cumulative deficit is \$35.0 billion.

The scheduled release dates for the Year 2001 Statements are listed on the back of this publication.

### RECEIPTS, OUTLAYS, AND SURPLUS/DEFICIT THROUGH NOVEMBER 2000



#### Contents

Summary, page 2

Receipts, page 6

Outlays, page 7

Means of financing, page 20

Receipts/outlays by month, page 28

Federal trust funds/securities, page 30

Receipts by source/outlays by function, page 30

Explanatory notes, page 31

Compiled and Published by

*Department of the Treasury*  
**Financial Management Service**

# Introduction

The *Monthly Treasury Statement of Receipts and Outlays of the United States Government (MTS)* is prepared by the Financial Management Service, Department of the Treasury, and after approval by the Fiscal Assistant Secretary of the Treasury, is normally released on the 14th workday of the month following the reporting month. The publication is based on data provided by Federal entities, disbursing officers, and Federal Reserve banks.

## Audience

The *MTS* is published to meet the needs of: Those responsible for or interested in the cash position of the Treasury; Those who are responsible for or interested in the Government's budget results; and individuals and businesses whose operations depend upon or are related to the Government's financial operations.

## Disclosure Statement

This statement summarizes the financial activities of the Federal Government and off-budget Federal entities conducted in accordance with the Budget of the U.S. Government, i.e., receipts and outlays of funds, the surplus or deficit, and the means of financing the deficit or disposing of the surplus. Information is presented on a modified cash basis: receipts are accounted for on the basis of collections;

refunds of receipts are treated as deductions from gross receipts; revolving and management fund receipts, reimbursements and refunds of monies previously expended are treated as deductions from gross outlays; and interest on the public debt (public issues) is recognized on the accrual basis. Major information sources include accounting data reported by Federal entities, disbursing officers, and Federal Reserve banks.

## Triad of Publications

The *MTS* is part of a triad of Treasury financial reports. The *Daily Treasury Statement* is published each working day of the Federal Government. It provides data on the cash and debt operations of the Treasury based upon reporting of the Treasury account balances by Federal Reserve banks. The *MTS* is a report of Government receipts and outlays, based on agency reporting. The *U.S. Government Annual Report* is the official publication of the detailed receipts and outlays of the Government. It is published annually in accordance with legislative mandates given to the Secretary of the Treasury.

## Data Sources and Information

The Explanatory Notes section of this publication provides information concerning the flow of data into the *MTS* and sources of information relevant to the *MTS*.

**Table 1. Summary of Receipts, Outlays, and the Deficit/Surplus of the U.S. Government, Fiscal Years 2000 and 2001, by Month**

[\$ millions]			
Period	Receipts	Outlays	Deficit/Surplus (-)
<b>FY 2000</b>			
October .....	121,035	147,361	26,326
November .....	121,375	148,406	27,031
December .....	201,196	168,114	-33,081
January .....	189,478	127,326	-62,152
February .....	108,675	150,409	41,734
March .....	135,582	170,962	35,380
April .....	295,148	135,651	-159,497
May .....	146,002	149,612	3,611
June .....	214,875	158,986	-55,888
July .....	134,074	129,013	-5,061
August .....	138,128	148,555	10,427
September .....	219,471	153,744	-65,727
<b>Year-to-Date .....</b>	<b>2,025,037</b>	<b>1,788,140</b>	<b>-236,897</b>
<b>FY 2001</b>			
October .....	135,111	146,431	11,321
November .....	125,666	149,356	23,690
<b>Year-to-Date .....</b>	<b>260,776</b>	<b>295,787</b>	<b>35,011</b>

<sup>1</sup>Outlays for September 2000 were decreased by \$154 million to reflect additional reporting by Farm Credit System Financial Assistance Corporation.

Note: Details may not add to totals due to rounding.

**Table 2. Summary of Budget and Off-Budget Results and Financing of the U.S. Government, November 2000 and Other Periods**

[\$ millions]

Classification	This Month	Current Fiscal Year to Date	Budget Estimates Full Fiscal Year <sup>1</sup>	Prior Fiscal Year to Date (2000)	Budget Estimates Next Fiscal Year (2002) <sup>1</sup>
<b>Total on-budget and off-budget results:</b>					
Total receipts .....	125,666	260,776	2,095,956	242,410	2,167,996
On-budget receipts .....	89,215	190,335	1,590,247	175,918	1,637,725
Off-budget receipts .....	36,450	70,441	505,709	66,493	530,271
Total outlays .....	149,356	295,787	1,847,987	295,768	1,919,210
On-budget outlays .....	116,736	232,576	1,501,814	235,552	1,564,653
Off-budget outlays .....	32,620	63,212	346,173	60,216	354,557
Reserve for America's future (on-budget) .....	.....	.....	20,000	.....	25,000
Total surplus (+) or deficit (-) .....	-23,690	-35,011	+227,969	-53,357	+223,786
On-budget surplus (+) or deficit (-) .....	-27,521	-42,240	+68,433	-59,634	+48,072
Off-budget surplus (+) or deficit (-) .....	+3,831	+7,229	+159,536	+6,277	+175,714
Total on-budget and off-budget financing .....	23,690	35,011	-227,969	53,357	-223,786
<b>Means of financing:</b>					
Borrowing from the public .....	41,325	11,659	-224,667	11,886	-209,648
Reduction of operating cash, increase (-) .....	-1,432	41,221	10,000	50,379	.....
By other means .....	-16,204	-17,870	-13,302	-8,908	-14,138

<sup>1</sup>These figures are based on the *Mid-Session Review of the FY 2001 Budget*, released by the Office of Management and Budget on June 26, 2000. The estimates would be modified by the Administration's proposal to place the Medicare Hospital Insurance Trust Fund off-budget. This

would shift that fund's totals; of \$87.0 billion in outlays, \$146.6 billion in receipts, and a surplus of \$59.5 billion, estimated for FY 2001; from on-budget to off-budget.

... No Transactions.

Note: Details may not add to totals due to rounding.

**Figure 1. Monthly Receipts, Outlays, and Budget Deficit/Surplus of the U.S. Government, Fiscal Years 2000 and 2001**

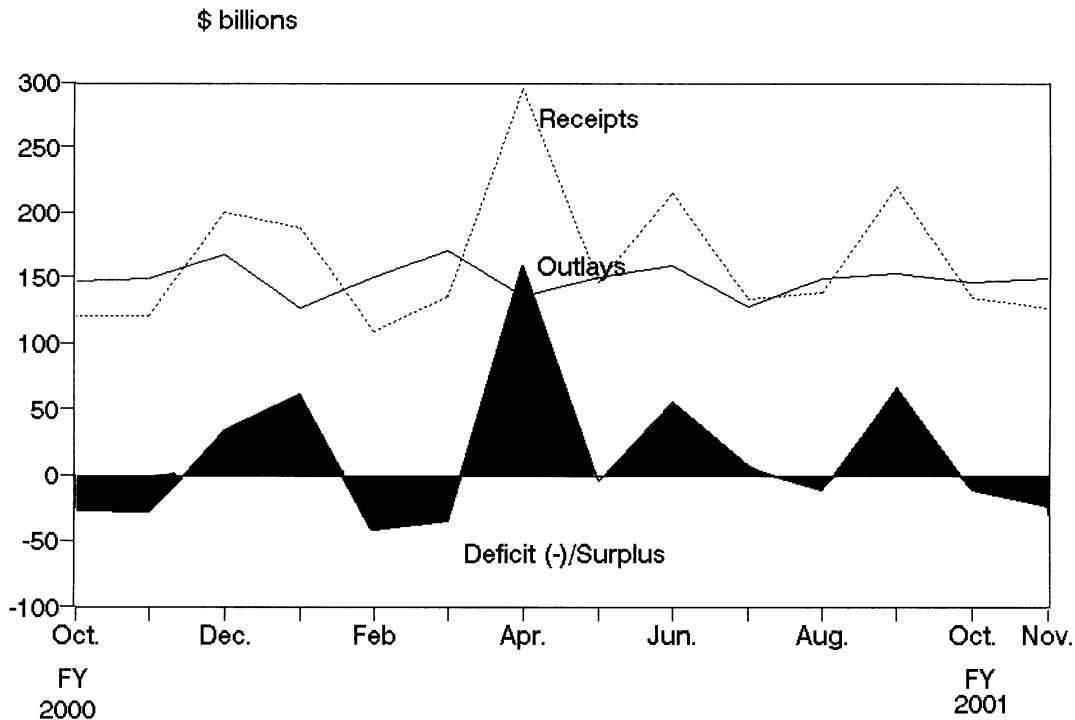


Figure 2. Monthly Receipts of the U.S. Government, by Source, Fiscal Years 2000 and 2001

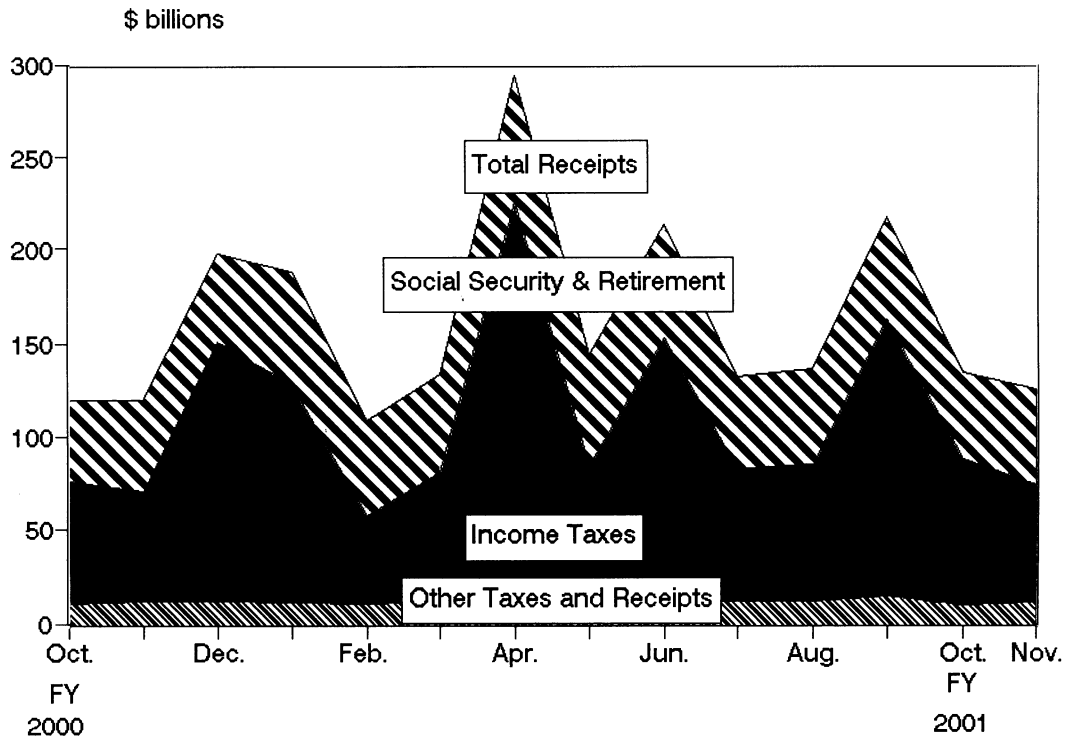
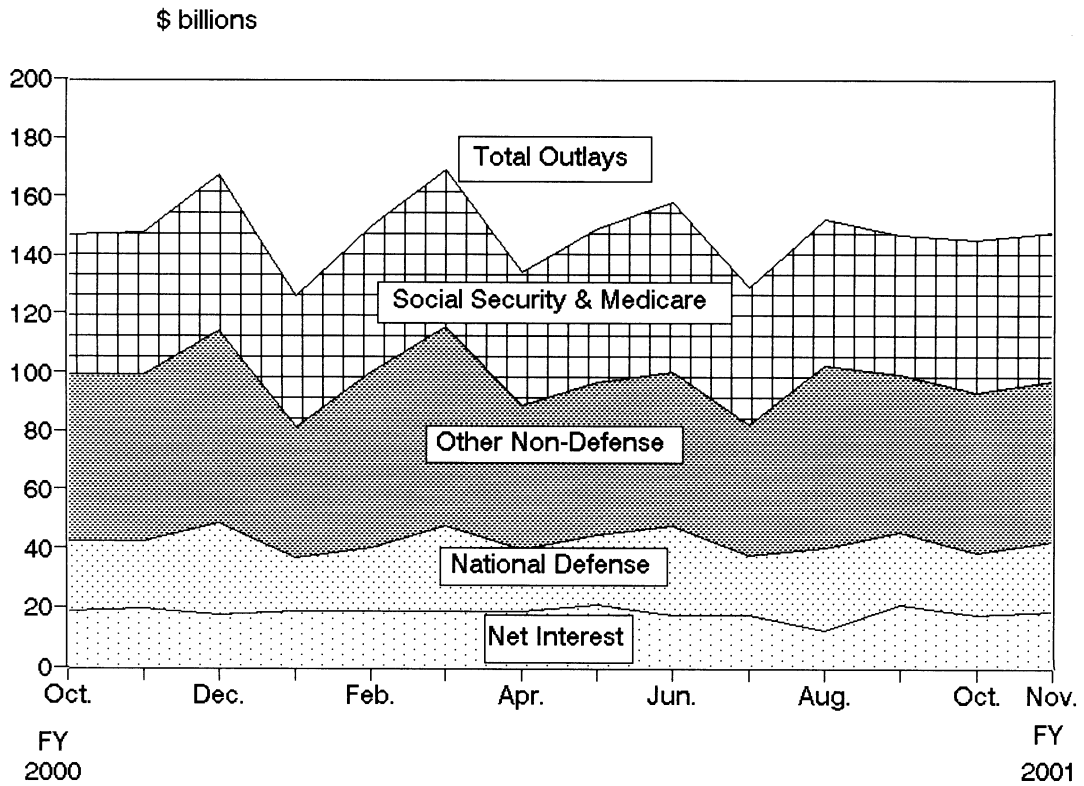


Figure 3. Monthly Outlays of the U.S. Government, by Function, Fiscal Years 2000 and 2001



**Table 3. Summary of Receipts and Outlays of the U.S. Government, November 2000 and Other Periods**

[\$ millions]

Classification	This Month	Current Fiscal Year to Date	Comparable Prior Period	Budget Estimates Full Fiscal Year <sup>1</sup>
<b>Budget Receipts</b>				
Individual income taxes .....	60,489	136,458	120,982	1,028,045
Corporation income taxes .....	2,047	3,756	3,833	202,922
Social insurance and retirement receipts:				
Employment and general retirement (off-budget) .....	36,450	70,441	66,493	505,709
Employment and general retirement (on-budget) .....	12,086	23,342	21,678	150,885
Unemployment insurance .....	2,431	3,940	3,916	29,050
Other retirement .....	416	816	804	4,270
Excise taxes .....	6,030	10,265	10,253	78,961
Estate and gift taxes .....	2,141	5,009	5,019	33,282
Customs duties .....	1,640	3,540	3,408	20,030
Miscellaneous receipts .....	1,935	3,210	6,023	42,802
<b>Total Receipts .....</b>	<b>125,666</b>	<b>260,776</b>	<b>242,410</b>	<b>2,095,956</b>
<b>(On-budget) .....</b>	<b>89,215</b>	<b>190,335</b>	<b>175,918</b>	<b>1,590,247</b>
<b>(Off-budget) .....</b>	<b>36,450</b>	<b>70,441</b>	<b>66,493</b>	<b>505,709</b>
<b>Budget Outlays</b>				
Legislative Branch .....	229	750	737	3,028
Judicial Branch .....	401	684	717	4,555
Department of Agriculture .....	6,756	15,135	20,566	63,736
Department of Commerce .....	490	1,001	2978	5,431
Department of Defense—Military .....	23,335	43,428	44,122	277,483
Department of Education .....	2,756	5,314	5,405	38,488
Department of Energy .....	1,261	2,507	2,547	16,375
Department of Health and Human Services .....	33,623	67,975	60,483	421,992
Department of Housing and Urban Development .....	2,860	5,792	5,479	32,345
Department of the Interior .....	786	1,644	1,309	8,485
Department of Justice .....	2,057	3,935	3,389	20,920
Department of Labor .....	2,596	5,197	4,615	37,456
Department of State .....	671	1,681	1,019	8,833
Department of Transportation .....	4,216	8,947	8,140	49,050
Department of the Treasury:				
Interest on the Public Debt .....	25,690	45,445	45,063	364,281
Other .....	571	1,050	2,327	30,069
Department of Veterans Affairs .....	3,623	5,870	7,471	46,673
Corps of Engineers .....	440	837	635	2,901
Other Defense Civil Programs .....	2,796	5,538	5,353	34,192
Environmental Protection Agency .....	565	1,235	1,101	7,453
Executive Office of the President .....	22	39	41	290
Federal Emergency Management Agency .....	248	497	883	2,501
General Services Administration .....	-396	30	507	475
International Assistance Program .....	670	1,418	1,748	12,272
National Aeronautics and Space Administration .....	1,217	2,370	2,189	13,676
National Science Foundation .....	304	565	535	3,972
Office of Personnel Management .....	3,872	8,160	7,693	52,140
Small Business Administration .....	160	224	88	675
Social Security Administration .....	36,599	71,262	70,192	462,486
Other independent agencies .....	261	1,216	44,512	16,132
Allowances .....	.....	.....	.....	-993
Undistributed offsetting receipts:				
Interest .....	-5,778	-6,637	-5,649	-142,666
Other .....	-3,548	-7,322	-6,337	-46,719
<b>Total outlays .....</b>	<b>149,356</b>	<b>295,787</b>	<b>295,768</b>	<b>1,847,987</b>
<b>(On-budget) .....</b>	<b>116,736</b>	<b>232,576</b>	<b>235,552</b>	<b>1,501,814</b>
<b>(Off-budget) .....</b>	<b>32,620</b>	<b>63,212</b>	<b>60,216</b>	<b>346,173</b>
<b>Reserve for America's future (on-budget) .....</b>	<b>.....</b>	<b>.....</b>	<b>.....</b>	<b>20,000</b>
<b>Surplus (+) or deficit (-) .....</b>	<b>-23,690</b>	<b>-35,011</b>	<b>-53,357</b>	<b>+227,969</b>
<b>(On-budget) .....</b>	<b>-27,521</b>	<b>-42,240</b>	<b>-59,634</b>	<b>+68,433</b>
<b>(Off-budget) .....</b>	<b>+3,831</b>	<b>+7,229</b>	<b>+6,277</b>	<b>+159,536</b>

<sup>1</sup>These figures are based on the *Mid-Session Review of the FY 2001 Budget*, released by the Office of Management and Budget on June 26, 2000. The estimates would be modified by the Administration's proposal to place the Medicare Hospital Insurance Trust Fund off-budget. This would shift that fund's totals; of \$87.0 billion in outlays, \$146.6 billion in receipts, and a surplus of \$59.5 billion, estimated for FY 2001; from on-budget to off-budget.

<sup>2</sup>Outlays for the Department of Commerce have been decreased and outlays for the Department of Treasury have been correspondingly increased by \$1 million in September 2000 to reflect additional reporting by the Department of Commerce.

<sup>3</sup>Outlays for the Department of Transportation have been decreased and outlays for the Department of Treasury have been correspondingly increased by \$65 million in September 2000 to reflect additional reporting by the Department of Transportation.

<sup>4</sup>Outlays for September 2000 were decreased by \$154 million to reflect additional reporting by Farm Credit System Financial Assistance Corporation.

... No Transactions.

Note: Details may not add to totals due to rounding.

**Table 4. Receipts of the U.S. Government, November 2000 and Other Periods**

[\$ millions]

Classification	This Month			Current Fiscal Year to Date			Prior Fiscal Year to Date		
	Gross Receipts	Refunds (Deduct)	Receipts	Gross Receipts	Refunds (Deduct)	Receipts	Gross Receipts	Refunds (Deduct)	Receipts
<b>Individual income taxes:</b>									
Withheld .....	62,855			131,142			117,264		
Presidential Election Campaign Fund .....	1			1			1		
Other .....	2,320			11,119			9,428		
<b>Total—Individual income taxes .....</b>	<b>65,176</b>	<b>4,686</b>	<b>60,489</b>	<b>142,262</b>	<b>5,804</b>	<b>136,458</b>	<b>126,693</b>	<b>5,711</b>	<b>120,982</b>
<b>Corporation income taxes .....</b>	<b>4,292</b>	<b>2,245</b>	<b>2,047</b>	<b>11,405</b>	<b>7,649</b>	<b>3,756</b>	<b>10,636</b>	<b>6,803</b>	<b>3,833</b>
<b>Social insurance and retirement receipts:</b>									
Employment and general retirement:									
Federal old-age and survivors ins. trust fund:									
Federal Insurance Contributions Act taxes .....	31,082		31,082	59,983		59,983	57,154		57,154
Self-Employment Contributions Act taxes .....	77		77	233		233	222		222
Deposits by States .....							(*)		(*)
<b>Total—FOASI trust fund .....</b>	<b>31,159</b>		<b>31,159</b>	<b>60,216</b>		<b>60,216</b>	<b>57,376</b>		<b>57,376</b>
Federal disability insurance trust fund:									
Federal Insurance Contributions Act taxes .....	5,278		5,278	10,186		10,186	9,081		9,081
Self-Employment Contributions Act taxes .....	13		13	39		39	36		36
Receipts from railroad retirement account .....									
Deposits by States .....									
<b>Total—FDI trust fund .....</b>	<b>5,291</b>		<b>5,291</b>	<b>10,225</b>		<b>10,225</b>	<b>9,117</b>		<b>9,117</b>
Federal hospital insurance trust fund:									
Federal Insurance Contributions Act taxes .....	11,752		11,752	22,536		22,536	20,868		20,868
Self-Employment Contributions Act taxes .....	32		32	97		97	90		90
Receipts from Railroad Retirement Board .....									
Deposits by States .....									
<b>Total—FHI trust fund .....</b>	<b>11,784</b>		<b>11,784</b>	<b>22,633</b>		<b>22,633</b>	<b>20,958</b>		<b>20,958</b>
Railroad retirement:									
Rail industry pension fund .....	142	(*)	142	372	1	371	377	(*)	377
Railroad Social Security equivalent benefit .....	159	(*)	159	339	1	338	344	(*)	344
<b>Total—Employment and general retirement: .....</b>	<b>48,536</b>	<b>(*)</b>	<b>48,536</b>	<b>93,785</b>	<b>2</b>	<b>93,783</b>	<b>88,172</b>	<b>1</b>	<b>88,171</b>
Unemployment insurance:									
Deposits by States .....	2,319		2,319	3,085		3,085	3,062		3,062
Federal Unemployment Tax Act taxes .....	115	4	112	855	7	848	833	5	828
Railroad unemployment taxes .....	(*)		(*)	7		7	26		26
Railroad debt repayment .....									
<b>Total—Unemployment insurance .....</b>	<b>2,435</b>	<b>4</b>	<b>2,431</b>	<b>3,947</b>	<b>7</b>	<b>3,940</b>	<b>3,921</b>	<b>5</b>	<b>3,916</b>
Other retirement:									
Federal employees retirement – employee share .....	410		410	805		805	793		793
Non-federal employees retirement .....	7		7	10		10	11		11
<b>Total—Other retirement .....</b>	<b>416</b>		<b>416</b>	<b>816</b>		<b>816</b>	<b>804</b>		<b>804</b>
<b>Total—Social insurance and retirement receipts .....</b>	<b>51,387</b>	<b>4</b>	<b>51,383</b>	<b>98,547</b>	<b>9</b>	<b>98,539</b>	<b>92,897</b>	<b>6</b>	<b>92,891</b>
<b>Excise taxes:</b>									
Miscellaneous excise taxes .....	2,348	48	2,300	4,029	104	3,925	4,147	125	4,021
Airport and airway trust fund .....	876		876	1,372		1,372	1,235	(*)	1,235
Highway trust fund .....	2,805		2,805	4,883	1	4,882	4,907	(*)	4,907
Black lung disability trust fund .....	49		49	86		86	90		90
<b>Total—Excise taxes .....</b>	<b>6,078</b>	<b>48</b>	<b>6,030</b>	<b>10,370</b>	<b>105</b>	<b>10,265</b>	<b>10,379</b>	<b>125</b>	<b>10,253</b>
<b>Estate and gift taxes .....</b>	<b>2,214</b>	<b>73</b>	<b>2,141</b>	<b>5,180</b>	<b>171</b>	<b>5,009</b>	<b>5,169</b>	<b>149</b>	<b>5,019</b>
<b>Customs duties .....</b>	<b>1,737</b>	<b>97</b>	<b>1,640</b>	<b>3,708</b>	<b>169</b>	<b>3,540</b>	<b>3,571</b>	<b>162</b>	<b>3,408</b>
<b>Miscellaneous Receipts:</b>									
Deposits of earnings by Federal Reserve Banks .....	1,252		1,252	2,276		2,276	4,502		4,502
Universal service fund .....	390		390	773		773	735		735
All other .....	296	2	294	892	731	162	800	14	785
<b>Total — Miscellaneous receipts .....</b>	<b>1,937</b>	<b>2</b>	<b>1,935</b>	<b>3,941</b>	<b>731</b>	<b>3,210</b>	<b>6,037</b>	<b>14</b>	<b>6,023</b>
<b>Total — Receipts .....</b>	<b>132,820</b>	<b>7,155</b>	<b>125,666</b>	<b>275,414</b>	<b>14,637</b>	<b>260,776</b>	<b>255,382</b>	<b>12,972</b>	<b>242,410</b>
<b>Total — On-budget .....</b>	<b>96,370</b>	<b>7,155</b>	<b>89,215</b>	<b>204,973</b>	<b>14,637</b>	<b>190,335</b>	<b>188,889</b>	<b>12,972</b>	<b>175,918</b>
<b>Total — Off-budget .....</b>	<b>36,450</b>		<b>36,450</b>	<b>70,441</b>		<b>70,441</b>	<b>66,493</b>		<b>66,493</b>

... No Transactions.

(\*) Less than \$500,000.

Note: Details may not add to totals due to rounding.

**Table 5. Outlays of the U.S. Government, November 2000 and Other Periods**  
 [\$ millions]

Classification	This Month			Current Fiscal Year to Date			Prior Fiscal Year to Date		
	Gross Outlays	Applicable Receipts	Outlays	Gross Outlays	Applicable Receipts	Outlays	Gross Outlays	Applicable Receipts	Outlays
<b>Legislative Branch:</b>									
Senate .....	40	(**)	40	78	(**)	77	76	(**)	76
House of Representatives .....	70	(**)	70	134	(**)	134	133	(**)	132
Joint items .....	9	.....	9	21	.....	21	23	.....	23
Congressional Budget Office .....	2	.....	2	5	.....	5	5	.....	5
Architect of the Capitol .....	18	(**)	17	38	1	37	39	1	38
Library of Congress .....	35	(**)	35	369	1	367	401	1	400
Government Printing Office .....	23	.....	23	34	.....	34	-10	.....	-10
General Accounting Office .....	29	.....	29	69	.....	69	68	.....	68
United States Tax Court .....	2	.....	2	6	.....	6	6	.....	6
Other Legislative Branch agencies .....	3	.....	3	5	.....	5	5	.....	5
Proprietary receipts from the public .....	.....	(**)	(**)	.....	1	-1	.....	1	-1
Intrabudgetary transactions .....	-1	.....	-1	-5	.....	-5	-4	.....	-4
<b>Total—Legislative Branch .....</b>	<b>230</b>	<b>1</b>	<b>229</b>	<b>753</b>	<b>4</b>	<b>750</b>	<b>741</b>	<b>4</b>	<b>737</b>
<b>Judicial Branch:</b>									
Supreme Court of the United States .....	4	.....	4	7	.....	7	6	.....	6
Courts of Appeals, District Courts, and other judicial services .....	385	.....	385	653	.....	653	679	.....	679
Other .....	14	.....	14	27	.....	27	35	.....	35
Proprietary receipts from the public .....	.....	2	-2	.....	2	-2	.....	3	-3
Intrabudgetary transactions .....	.....	.....	.....	(**)	.....	(**)	(**)	.....	(**)
<b>Total—Judicial Branch .....</b>	<b>403</b>	<b>2</b>	<b>401</b>	<b>687</b>	<b>2</b>	<b>684</b>	<b>721</b>	<b>3</b>	<b>717</b>
<b>Department of Agriculture:</b>									
Agricultural Research Service .....	67	.....	67	161	.....	161	166	.....	166
Cooperative State Research, Education, and Extension Service:									
Research and education activities .....	30	.....	30	74	.....	74	70	.....	70
Extension activities .....	25	.....	25	59	.....	59	70	.....	70
Other .....	2	.....	2	4	.....	4	7	.....	7
Animal and Plant Health Inspection Service .....	64	.....	64	112	.....	112	104	.....	104
Food Safety and Inspection Service .....	48	.....	48	126	.....	126	94	.....	94
Agricultural Marketing Service .....	43	.....	43	296	5	290	157	.....	157
Risk Management Agency:									
Administrative and operating expenses .....	8	.....	8	14	.....	14	17	.....	17
Federal crop insurance corporation fund .....	321	560	-239	570	737	-166	570	483	86
Farm Service Agency:									
Salaries and expenses .....	87	.....	87	198	.....	198	165	.....	165
Commodity Credit Corporation .....	5,564	2,072	3,492	11,033	3,004	8,029	15,228	1,913	13,315
Agricultural credit insurance fund .....	8	58	-51	14	117	-103	26	147	-121
Other .....	4	.....	4	9	.....	9	9	.....	9
<b>Total—Farm Service Agency .....</b>	<b>5,663</b>	<b>2,131</b>	<b>3,533</b>	<b>11,255</b>	<b>3,121</b>	<b>8,134</b>	<b>15,429</b>	<b>2,060</b>	<b>13,368</b>
Natural Resources Conservation Service:									
Conservation operations .....	59	.....	59	134	.....	134	147	.....	147
Other .....	25	.....	25	42	.....	42	43	.....	43
Rural Development .....	89	.....	89	190	.....	190	199	.....	199
Rural Housing Service:									
Rural housing insurance fund .....	157	152	5	221	297	-75	274	300	-26
Rental assistance program .....	47	.....	47	98	.....	98	93	.....	93
Other .....	6	.....	6	10	.....	10	9	.....	9
Rural Utilities Service:									
Rural electrification and telecommunications fund .....	3	94	-91	187	448	-262	12	246	-234
Rural Development insurance fund .....	44	21	23	106	51	54	108	69	39
Other .....	1	15	-15	3	72	-69	3	20	-17
Foreign Agricultural Service .....	92	.....	92	46	.....	46	275	.....	275
Food and Nutrition Service:									
Food stamp program .....	1,489	.....	1,489	3,093	.....	3,093	2,998	.....	2,998
Child nutrition programs .....	747	.....	747	1,521	.....	1,521	1,494	.....	1,494
Women, infants and children programs .....	313	.....	313	657	.....	657	665	.....	665
Other .....	28	.....	28	80	.....	80	81	.....	81
<b>Total—Food and Nutrition Service .....</b>	<b>2,576</b>	<b>.....</b>	<b>2,576</b>	<b>5,351</b>	<b>.....</b>	<b>5,351</b>	<b>5,237</b>	<b>.....</b>	<b>5,237</b>
Forest Service:									
National forest system .....	132	.....	132	219	.....	219	226	.....	226
Wildland fire management .....	124	.....	124	44	.....	44	78	.....	78
Forest service permanent appropriations .....	8	.....	8	63	.....	63	79	.....	79
Other .....	80	.....	80	430	.....	430	212	.....	212
<b>Total—Forest Service .....</b>	<b>345</b>	<b>.....</b>	<b>345</b>	<b>756</b>	<b>.....</b>	<b>756</b>	<b>596</b>	<b>.....</b>	<b>596</b>
Other .....	64	3	60	123	6	117	154	6	148
Proprietary receipts from the public .....	.....	46	-46	.....	66	-66	.....	83	-83
Intrabudgetary transactions .....	.....	.....	.....	.....	.....	.....	.....	.....	.....
<b>Total—Department of Agriculture .....</b>	<b>9,778</b>	<b>3,022</b>	<b>6,756</b>	<b>19,938</b>	<b>4,803</b>	<b>15,135</b>	<b>23,832</b>	<b>3,267</b>	<b>20,566</b>

**Table 5. Outlays of the U.S. Government, November 2000 and Other Periods—Continued**  
 [\$ millions]

Classification	This Month			Current Fiscal Year to Date			Prior Fiscal Year to Date		
	Gross Outlays	Applicable Receipts	Outlays	Gross Outlays	Applicable Receipts	Outlays	Gross Outlays	Applicable Receipts	Outlays
<b>Department of Commerce:</b>									
Economic Development Administration .....	34	1	33	62	1	61	68	2	67
Bureau of the Census .....	159	.....	159	304	.....	304	1311	.....	311
Promotion of Industry and Commerce .....	31	.....	31	64	.....	64	63	.....	63
<b>Science and Technology:</b>									
National Oceanic and Atmospheric Administration .....	189	2	187	422	2	419	398	1	397
National Institute of Standards and Technology .....	59	.....	59	125	.....	125	114	.....	114
Other .....	13	4	8	16	7	9	18	3	15
Total—Science and Technology .....	260	6	254	562	9	553	531	4	527
Other .....	14	(* *)	13	21	(* *)	21	11	(* *)	11
Proprietary receipts from the public .....	.....	(* *)	(* *)	.....	2	-2	.....	(* *)	(* *)
Intrabudgetary transactions .....	.....	.....	.....	.....	.....	.....	.....	.....	.....
Offsetting governmental receipts .....	.....	.....	.....	.....	.....	.....	.....	.....	.....
<b>Total—Department of Commerce .....</b>	<b>497</b>	<b>7</b>	<b>490</b>	<b>1,013</b>	<b>12</b>	<b>1,001</b>	<b>983</b>	<b>6</b>	<b>978</b>
<b>Department of Defense—Military:</b>									
<b>Military Personnel:</b>									
Department of the Army .....	2,258	.....	2,258	3,455	.....	3,455	4,372	.....	4,372
Department of the Navy .....	2,268	.....	2,268	3,618	.....	3,618	4,176	.....	4,176
Department of the Air Force .....	1,727	.....	1,727	2,619	.....	2,619	3,248	.....	3,248
Total—Military Personnel .....	6,253	.....	6,253	9,691	.....	9,691	11,797	.....	11,797
<b>Operation and Maintenance:</b>									
Department of the Army .....	2,293	.....	2,293	3,853	.....	3,853	3,447	.....	3,447
Department of the Navy .....	2,106	.....	2,106	3,269	.....	3,269	3,586	.....	3,586
Department of the Air Force .....	2,530	.....	2,530	4,206	.....	4,206	4,582	.....	4,582
Defense agencies .....	2,037	.....	2,037	3,820	.....	3,820	3,651	.....	3,651
Total—Operation and Maintenance .....	8,966	.....	8,966	15,149	.....	15,149	15,266	.....	15,266
<b>Procurement:</b>									
Department of the Army .....	909	.....	909	1,615	.....	1,615	1,463	.....	1,463
Department of the Navy .....	1,830	.....	1,830	3,500	.....	3,500	3,049	.....	3,049
Department of the Air Force .....	1,490	.....	1,490	3,095	.....	3,095	2,848	.....	2,848
Defense agencies .....	212	.....	212	441	.....	441	521	.....	521
Total—Procurement .....	4,441	.....	4,441	8,650	.....	8,650	7,880	.....	7,880
<b>Research, Development, Test, and Evaluation:</b>									
Department of the Army .....	495	.....	495	877	.....	877	613	.....	613
Department of the Navy .....	688	.....	688	1,325	.....	1,325	1,195	.....	1,195
Department of the Air Force .....	896	.....	896	2,394	.....	2,394	2,291	.....	2,291
Defense agencies .....	821	.....	821	1,452	.....	1,452	1,451	.....	1,451
Total—Research, Development, Test, and Evaluation .....	2,899	.....	2,899	6,048	.....	6,048	5,549	.....	5,549
<b>Military Construction:</b>									
Department of the Army .....	188	.....	188	331	.....	331	238	.....	238
Department of the Navy .....	56	.....	56	136	.....	136	157	.....	157
Department of the Air Force .....	79	.....	79	137	.....	137	132	.....	132
Defense agencies .....	171	.....	171	312	.....	312	353	.....	353
Total—Military Construction .....	495	.....	495	915	.....	915	880	.....	880
<b>Family Housing:</b>									
Department of the Army .....	80	.....	80	152	.....	152	131	.....	131
Department of the Navy .....	75	.....	75	165	.....	165	196	.....	196
Department of the Air Force .....	83	.....	83	154	.....	154	153	.....	153
Defense agencies .....	8	3	6	11	3	8	14	5	9
<b>Revolving and Management Funds:</b>									
Department of the Army .....	3	.....	3	19	.....	19	4	.....	4
Department of the Navy .....	74	.....	74	137	.....	137	194	.....	194
Department of the Air Force .....	.....	.....	.....	.....	.....	.....	.....	.....	.....
Defense agencies:									
Working capital fund .....	566	.....	566	647	.....	647	507	.....	507
Other .....	149	.....	149	161	(* *)	161	-212	(* *)	-212
<b>Trust funds:</b>									
Department of the Army .....	(* *)	.....	(* *)	2	.....	2	(* *)	.....	(* *)
Department of the Navy .....	2	.....	2	6	.....	6	6	.....	6
Department of the Air Force .....	1	1	(* *)	5	4	(* *)	2	2	(* *)
Defense agencies .....	-5	.....	-5	33	.....	33	47	.....	47
<b>Proprietary receipts from the public:</b>									
Department of the Army .....	.....	146	-146	.....	-185	185	.....	-780	780
Department of the Navy .....	.....	41	-41	.....	-280	280	.....	-66	66
Department of the Air Force .....	.....	22	-22	.....	-32	32	.....	-182	182
Defense agencies .....	.....	287	-287	.....	333	-333	.....	54	-54



**Table 5. Outlays of the U.S. Government, November 2000 and Other Periods—Continued**  
 [\$ millions]

Classification	This Month			Current Fiscal Year to Date			Prior Fiscal Year to Date		
	Gross Outlays	Applicable Receipts	Outlays	Gross Outlays	Applicable Receipts	Outlays	Gross Outlays	Applicable Receipts	Outlays
<b>Department of Defense—Military:—Continued</b>									
Intrabudgetary transactions:									
Department of the Army .....	-129	.....	-129	171	.....	171	79	.....	79
Department of the Navy .....	-2	.....	-2	583	.....	583	574	.....	574
Department of the Air Force .....	-104	.....	-104	451	.....	451	20	.....	20
Defense agencies .....	-21	.....	-21	121	.....	121	69	.....	69
Offsetting governmental receipts:									
Department of the Army .....	.....	2	-2	.....	2	-2	.....	1	-1
<b>Total—Department of Defense—Military .....</b>	<b>23,836</b>	<b>501</b>	<b>23,335</b>	<b>43,274</b>	<b>-155</b>	<b>43,428</b>	<b>43,156</b>	<b>-966</b>	<b>44,122</b>
<b>Department of Education:</b>									
Office of Elementary and Secondary Education:									
Education reform .....	123	.....	123	279	.....	279	207	.....	207
Education for the disadvantaged .....	602	.....	602	1,071	.....	1,071	1,046	.....	1,046
Impact aid .....	83	.....	83	117	.....	117	581	.....	581
School improvement programs .....	210	.....	210	408	.....	408	312	.....	312
Other .....	13	.....	13	24	.....	24	8	.....	8
<b>Total—Office of Elementary and Secondary Education .....</b>	<b>1,031</b>	<b>.....</b>	<b>1,031</b>	<b>1,898</b>	<b>.....</b>	<b>1,898</b>	<b>2,155</b>	<b>.....</b>	<b>2,155</b>
Office of Bilingual Education and Minority Languages Affairs .....									
Affairs .....	25	.....	25	61	.....	61	62	.....	62
Office of Special Education and Rehabilitative Services:									
Special education .....	487	.....	487	918	.....	918	792	.....	792
Rehabilitation services and disability research .....	231	.....	231	444	.....	444	416	.....	416
Special institutions for persons with disabilities .....	4	.....	4	13	.....	13	19	.....	19
Office of Vocational and Adult Education .....	104	.....	104	263	.....	263	241	.....	241
Office of Postsecondary Education:									
College housing and academic facilities loans .....	6	7	-1	4	16	-12	(* *)	9	-9
Higher education .....	114	.....	114	225	.....	225	167	.....	167
Howard University .....	.....	.....	.....	11	.....	11	4	.....	4
<b>Total—Office of Postsecondary Education .....</b>	<b>120</b>	<b>7</b>	<b>112</b>	<b>240</b>	<b>16</b>	<b>224</b>	<b>171</b>	<b>9</b>	<b>161</b>
Office of Student Financial Assistance:									
Student financial assistance .....	671	.....	671	1,638	.....	1,638	1,480	.....	1,480
Federal direct student loan program .....	44	.....	44	-277	.....	-277	50	.....	50
Federal family education loan program .....	-46	.....	-46	-44	.....	-44	-106	.....	-106
<b>Office of Student Financial Assistance .....</b>	<b>668</b>	<b>.....</b>	<b>668</b>	<b>1,317</b>	<b>.....</b>	<b>1,317</b>	<b>1,425</b>	<b>.....</b>	<b>1,425</b>
Office of Educational Research and Improvement .....									
Departmental Management .....	56	.....	56	96	.....	96	77	.....	77
Departmental Management .....	44	.....	44	87	.....	87	65	.....	65
Proprietary receipts from the public .....	.....	7	-7	.....	7	-7	.....	9	-9
<b>Total—Department of Education .....</b>	<b>2,770</b>	<b>14</b>	<b>2,756</b>	<b>5,338</b>	<b>24</b>	<b>5,314</b>	<b>5,424</b>	<b>18</b>	<b>5,405</b>
<b>Department of Energy:</b>									
National nuclear security administration:									
Weapons activities .....	323	.....	323	792	.....	792	845	.....	845
Other nuclear security activities .....	128	.....	128	162	.....	162	.....	.....	.....
Environmental and other defense activities:									
Defense environmental restoration and waste management .....	502	.....	502	864	.....	864	1,100	.....	1,100
Defense facilities closure projects .....	71	.....	71	172	.....	172	197	.....	197
Other defense activities .....	51	.....	51	111	.....	111	250	.....	250
Other .....	21	.....	21	142	.....	142	27	.....	27
Energy Programs:									
Science .....	252	.....	252	514	.....	514	462	.....	462
Energy supply .....	88	.....	88	111	.....	111	135	.....	135
Energy conservation .....	68	.....	68	109	.....	109	98	.....	98
Other .....	129	12	117	269	19	250	253	22	231
<b>Total—Energy Programs .....</b>	<b>537</b>	<b>12</b>	<b>525</b>	<b>1,003</b>	<b>19</b>	<b>984</b>	<b>948</b>	<b>22</b>	<b>926</b>
Power Marketing Administration .....									
Departmental Administration .....	259	228	31	546	541	5	270	328	-59
Departmental Administration .....	2	.....	2	24	.....	24	41	.....	41
Proprietary receipts from the public .....	.....	74	-74	.....	252	-252	.....	290	-290
Intrabudgetary transactions .....	-319	.....	-319	-497	.....	-497	-489	.....	-489
Offsetting governmental receipts .....	.....	.....	.....	.....	.....	.....	.....	.....	.....
<b>Total—Department of Energy .....</b>	<b>1,574</b>	<b>313</b>	<b>1,261</b>	<b>3,318</b>	<b>812</b>	<b>2,507</b>	<b>3,188</b>	<b>640</b>	<b>2,547</b>

**Table 5. Outlays of the U.S. Government, November 2000 and Other Periods—Continued**  
 [\$ millions]

Classification	This Month			Current Fiscal Year to Date			Prior Fiscal Year to Date		
	Gross Outlays	Applicable Receipts	Outlays	Gross Outlays	Applicable Receipts	Outlays	Gross Outlays	Applicable Receipts	Outlays
<b>Department of Health and Human Services:</b>									
Public Health Service:									
Food and Drug Administration .....	88	(* *)	87	205	1	204	188	1	188
Health Resources and Services Administration .....	91	3	88	464	4	460	626	2	623
Indian Health Services .....	571	.....	571	885	.....	885	355	.....	355
Centers for Disease Control and Prevention .....	312	.....	312	620	.....	620	438	.....	438
National Institutes of Health .....	1,327	.....	1,327	2,499	.....	2,499	2,435	.....	2,435
Substance Abuse and Mental Health Services Administration .....	214	.....	214	451	.....	451	367	.....	367
Agency for Healthcare Research and Quality .....	15	.....	15	36	.....	36	24	.....	24
<b>Total—Public Health Service .....</b>	<b>2,618</b>	<b>3</b>	<b>2,615</b>	<b>5,160</b>	<b>5</b>	<b>5,156</b>	<b>4,434</b>	<b>3</b>	<b>4,431</b>
Health Care Financing Administration:									
Grants to States for Medicaid .....	9,781	.....	9,781	21,174	.....	21,174	18,763	.....	18,763
Payments to health care trust funds .....	5,532	.....	5,532	11,063	.....	11,063	10,487	.....	10,487
State children's health insurance fund .....	86	.....	86	239	.....	239	143	.....	143
Federal hospital insurance trust fund:									
Benefit payments .....	10,772	.....	10,772	21,632	.....	21,632	20,816	.....	20,816
Administrative expenses .....	141	.....	141	257	.....	257	235	.....	235
<b>Total—FHI trust fund .....</b>	<b>10,913</b>	<b>.....</b>	<b>10,913</b>	<b>21,888</b>	<b>.....</b>	<b>21,888</b>	<b>21,051</b>	<b>.....</b>	<b>21,051</b>
Health care fraud and abuse control .....	63	.....	63	127	.....	127	111	.....	111
Federal supplementary medical insurance trust fund:									
Benefit payments .....	7,970	.....	7,970	15,902	.....	15,902	13,792	.....	13,792
Administrative expenses .....	178	.....	178	277	.....	277	278	.....	278
<b>Total—FSMI trust fund .....</b>	<b>8,147</b>	<b>.....</b>	<b>8,147</b>	<b>16,178</b>	<b>.....</b>	<b>16,178</b>	<b>14,071</b>	<b>.....</b>	<b>14,071</b>
Other .....	37	.....	37	66	.....	66	-37	.....	-37
<b>Total—Health Care Financing Administration .....</b>	<b>34,560</b>	<b>.....</b>	<b>34,560</b>	<b>70,735</b>	<b>.....</b>	<b>70,735</b>	<b>64,589</b>	<b>.....</b>	<b>64,589</b>
Administration for Children and Families:									
Temporary assistance for needy families .....	1,686	.....	1,686	3,037	.....	3,037	2,441	.....	2,441
Payments to States for child support enforcement and family support programs .....	176	.....	176	365	.....	365	300	.....	300
Low income home energy assistance .....	136	.....	136	199	.....	199	179	.....	179
Refugee and entrant assistance .....	30	.....	30	64	.....	64	57	.....	57
Child care entitlement to States .....	251	.....	251	375	.....	375	297	.....	297
Payments to States for the child care and development block grant .....	96	.....	96	145	.....	145	141	.....	141
Social services block grant .....	125	.....	125	174	.....	174	193	.....	193
Children and families services programs .....	544	.....	544	1,117	.....	1,117	944	.....	944
Payments to States for foster care and adoption assistance .....	597	.....	597	1,019	.....	1,019	688	.....	688
Other .....	26	.....	26	60	.....	60	70	.....	70
<b>Total—Administration for Children and Families .....</b>	<b>3,666</b>	<b>.....</b>	<b>3,666</b>	<b>6,557</b>	<b>.....</b>	<b>6,557</b>	<b>5,310</b>	<b>.....</b>	<b>5,310</b>
Administration on Aging .....	74	.....	74	138	.....	138	129	.....	129
Other .....	78	.....	78	144	.....	144	143	.....	143
Proprietary receipts from the public .....	.....	1,837	-1,837	.....	3,692	-3,692	.....	3,631	-3,631
Intrabudgetary transactions:									
Payments for health insurance for the aged:									
Federal supplementary medical insurance trust fund .....	-5,531	.....	-5,531	-11,062	.....	-11,062	-10,487	.....	-10,487
Payments for tax and other credits:									
Federal hospital insurance trust fund .....	-1	.....	-1	-1	.....	-1	-1	.....	-1
Other .....	.....	.....	.....	.....	.....	.....	.....	.....	.....
<b>Total—Department of Health and Human Services .....</b>	<b>35,463</b>	<b>1,840</b>	<b>33,623</b>	<b>71,672</b>	<b>3,697</b>	<b>67,975</b>	<b>64,117</b>	<b>3,633</b>	<b>60,483</b>

**Table 5. Outlays of the U.S. Government, November 2000 and Other Periods—Continued**  
 [\$ millions]

Classification	This Month			Current Fiscal Year to Date			Prior Fiscal Year to Date		
	Gross Outlays	Applicable Receipts	Outlays	Gross Outlays	Applicable Receipts	Outlays	Gross Outlays	Applicable Receipts	Outlays
<b>Department of Housing and Urban Development:</b>									
Public and Indian Housing Programs:									
Housing certificate fund .....	1,451	.....	1,451	2,823	.....	2,823	2,913	.....	2,913
Public housing capital fund .....	442	.....	442	719	.....	719	542	.....	542
Public housing operating fund .....	264	.....	264	490	.....	490	454	.....	454
Drug elimination grants for low-income housing .....	32	.....	32	59	.....	59	45	.....	45
Revitalization of severely distressed public housing (Hope VI) .....	31	.....	31	69	.....	69	57	.....	57
Native American housing block grant .....	53	.....	53	120	.....	120	107	.....	107
Other .....	180	159	21	180	166	14	190	165	25
<b>Total—Public and Indian Housing Programs .....</b>	<b>2,453</b>	<b>159</b>	<b>2,294</b>	<b>4,461</b>	<b>166</b>	<b>4,295</b>	<b>4,309</b>	<b>165</b>	<b>4,144</b>
Community Planning and Development:									
Housing opportunities for persons with AIDS .....	12	.....	12	27	.....	27	31	.....	31
Community Development Block Grants .....	346	.....	346	862	.....	862	763	.....	763
Home investment partnership program .....	111	.....	111	226	.....	226	217	.....	217
Homeless assistance grants .....	69	.....	69	152	.....	152	135	.....	135
Other .....	6	-5	11	11	1	10	9	10	-1
<b>Total—Community Planning and Development .....</b>	<b>544</b>	<b>-5</b>	<b>549</b>	<b>1,278</b>	<b>1</b>	<b>1,278</b>	<b>1,155</b>	<b>10</b>	<b>1,145</b>
Housing Programs:									
Public enterprise funds .....	1	1	(* *)	3	3	(* *)	3	5	-2
Credit accounts:									
FHA-Mutual mortgage insurance fund, program account .....	2	.....	2	6	.....	6	.....	.....	.....
FHA-Mutual mortgage insurance fund, liquidating account .....	75	220	-145	30	343	-313	1,139	1,364	-224
FHA-General and special risk fund, program account .....	4	.....	4	10	.....	10	(* *)	.....	(* *)
FHA-General and special risk fund, liquidating account .....	95	75	21	160	135	25	99	132	-33
Housing for the elderly or handicapped fund .....	4	66	-61	175	133	42	198	124	74
Housing for special populations .....	58	.....	58	120	.....	120	117	.....	117
Other assisted housing programs .....	55	.....	55	115	.....	115	114	.....	114
Other .....	2	.....	2	5	.....	5	3	.....	3
<b>Total—Housing Programs .....</b>	<b>298</b>	<b>361</b>	<b>-64</b>	<b>625</b>	<b>614</b>	<b>10</b>	<b>1,674</b>	<b>1,626</b>	<b>49</b>
Government National Mortgage Association:									
Guarantees of mortgage-backed securities, program account .....	(* *)	.....	(* *)	(* *)	.....	(* *)	.....	.....	.....
Guarantees of mortgage-backed securities, liquidating account .....	3	49	-46	7	82	-75	9	68	-59
Management and Administration .....	110	.....	110	252	.....	252	184	.....	184
Other .....	27	.....	27	44	.....	44	27	.....	27
Proprietary receipts from the public:									
FHA-Mutual mortgage insurance fund .....	.....	.....	.....	.....	.....	.....	.....	.....	.....
FHA-General and special risk fund .....	.....	(* *)	(* *)	.....	(* *)	(* *)	.....	.....	.....
Other .....	.....	.....	.....	.....	.....	.....	.....	.....	.....
Offsetting governmental receipts .....	.....	10	-10	.....	11	-11	.....	10	-10
<b>Total—Department of Housing and Urban Development .....</b>	<b>3,435</b>	<b>574</b>	<b>2,860</b>	<b>6,666</b>	<b>873</b>	<b>5,792</b>	<b>7,358</b>	<b>1,879</b>	<b>5,479</b>
<b>Department of the Interior:</b>									
Land and Minerals Management:									
Bureau of Land Management:									
Management of lands and resources .....	80	.....	80	118	.....	118	104	.....	104
Other .....	60	-1	61	175	2	173	133	3	130
Minerals Management Service .....	75	.....	75	166	.....	166	118	.....	118
Office of Surface Mining Reclamation and Enforcement .....	24	.....	24	148	.....	148	81	.....	81
<b>Total—Land and Minerals Management .....</b>	<b>238</b>	<b>-1</b>	<b>239</b>	<b>607</b>	<b>2</b>	<b>605</b>	<b>436</b>	<b>3</b>	<b>433</b>
Water and Science:									
Bureau of Reclamation:									
Water and related resources .....	63	.....	63	110	.....	110	93	.....	93
Other .....	22	8	14	59	18	42	59	9	51
United States Geological Survey .....	85	.....	85	149	.....	149	143	.....	143
Other .....	27	.....	27	27	.....	27	25	.....	25
<b>Total—Water and Science .....</b>	<b>197</b>	<b>8</b>	<b>189</b>	<b>345</b>	<b>18</b>	<b>328</b>	<b>321</b>	<b>9</b>	<b>312</b>
Fish and Wildlife and Parks:									
United States Fish and Wildlife Service .....	141	.....	141	239	.....	239	201	.....	201
National Park Service .....	183	.....	183	347	.....	347	288	.....	288
<b>Total—Fish and Wildlife and Parks .....</b>	<b>324</b>	<b>.....</b>	<b>324</b>	<b>586</b>	<b>.....</b>	<b>586</b>	<b>488</b>	<b>.....</b>	<b>488</b>

**Table 5. Outlays of the U.S. Government, November 2000 and Other Periods—Continued**  
 [\$ millions]

Classification	This Month			Current Fiscal Year to Date			Prior Fiscal Year to Date		
	Gross Outlays	Applicable Receipts	Outlays	Gross Outlays	Applicable Receipts	Outlays	Gross Outlays	Applicable Receipts	Outlays
<b>Department of the Interior:—Continued</b>									
Bureau of Indian Affairs .....	179	(* *)	179	378	(* *)	378	208	2	207
Departmental Offices:									
Insular affairs .....	6	.....	6	105	.....	105	113	.....	113
Office of Special Trustee for American Indians .....	31	.....	31	37	.....	37	45	.....	45
Other .....	22	.....	22	25	.....	25	21	.....	21
Proprietary receipts from the public .....	.....	186	-186	.....	384	-384	.....	292	-292
Intrabudgetary transactions .....	-17	.....	-17	-36	.....	-36	-16	.....	-16
<b>Total—Department of the Interior .....</b>	<b>979</b>	<b>193</b>	<b>786</b>	<b>2,047</b>	<b>403</b>	<b>1,644</b>	<b>1,615</b>	<b>306</b>	<b>1,309</b>
<b>Department of Justice:</b>									
General Administration .....	179	.....	179	261	.....	261	99	.....	99
Legal Activities and United States Marshals:									
United States Attorneys .....	82	.....	82	204	.....	204	179	.....	179
United States Marshals Service .....	50	.....	50	98	.....	98	90	.....	90
Other .....	141	.....	141	298	.....	298	246	.....	246
Federal Bureau of Investigation .....	277	.....	277	579	.....	579	556	.....	556
Drug Enforcement Administration .....	108	.....	108	228	.....	228	222	.....	222
Immigration and Naturalization Service .....	364	.....	364	726	.....	726	641	.....	641
Federal Prison System .....	548	18	530	954	37	917	677	33	644
Office of Justice Programs:									
Violent crime reduction programs .....	107	.....	107	234	.....	234	413	.....	413
Community oriented policing services .....	88	.....	88	177	.....	177	239	.....	239
Other .....	200	.....	200	380	.....	380	167	.....	167
Other .....	31	.....	31	31	.....	31	66	.....	66
Intrabudgetary transactions .....	-7	.....	-7	-13	.....	-13	-9	.....	-9
Offsetting governmental receipts .....	.....	93	-93	.....	185	-185	.....	165	-165
<b>Total—Department of Justice .....</b>	<b>2,168</b>	<b>111</b>	<b>2,057</b>	<b>4,157</b>	<b>222</b>	<b>3,935</b>	<b>3,586</b>	<b>198</b>	<b>3,389</b>
<b>Department of Labor:</b>									
Employment and Training Administration:									
Training and employment services .....	337	.....	337	805	.....	805	726	.....	726
Welfare to work jobs .....	51	.....	51	96	.....	96	62	.....	62
Community service employment for older Americans .....	63	.....	63	97	.....	97	66	.....	66
Federal unemployment benefits and allowances .....	42	.....	42	77	.....	77	69	.....	69
State unemployment insurance and employment service operations .....	95	.....	95	42	.....	42	24	.....	24
Advances to the unemployment trust fund and other funds .....	.....	.....	.....	.....	.....	.....	.....	.....	.....
Unemployment trust fund:									
Federal-State unemployment insurance:									
State unemployment benefits .....	1,543	.....	1,543	3,069	.....	3,069	2,786	.....	2,786
State administrative expenses .....	153	.....	153	440	.....	440	507	.....	507
Federal administrative expenses .....	11	.....	11	19	.....	19	18	.....	18
Veterans employment and training .....	17	.....	17	29	.....	29	24	.....	24
Repayment of advances from the general fund .....	.....	.....	.....	.....	.....	.....	.....	.....	.....
Other .....	(* *)	.....	(* *)	(* *)	.....	(* *)	(* *)	.....	(* *)
Total—Unemployment trust fund .....	1,724	.....	1,724	3,557	.....	3,557	3,335	.....	3,335
Other .....	14	.....	14	20	.....	20	12	.....	12
<b>Total—Employment and Training Administration .....</b>	<b>2,325</b>	<b>.....</b>	<b>2,325</b>	<b>4,695</b>	<b>.....</b>	<b>4,695</b>	<b>4,295</b>	<b>.....</b>	<b>4,295</b>
Pension Benefit Guaranty Corporation .....	111	166	-55	210	215	-5	299	445	-146
Employment Standards Administration:									
Salaries and expenses .....	43	.....	43	65	.....	65	47	.....	47
Special benefits .....	140	.....	140	199	.....	199	214	.....	214
Black lung disability trust fund .....	37	.....	37	72	.....	72	73	.....	73
Other .....	17	.....	17	29	.....	29	28	.....	28
Occupational Safety and Health Administration .....	39	.....	39	64	.....	64	51	.....	51
Bureau of Labor Statistics .....	35	.....	35	55	.....	55	33	.....	33
Other .....	59	.....	59	104	.....	104	87	.....	87
Proprietary receipts from the public .....	.....	(* *)	(* *)	.....	(* *)	(* *)	.....	1	-1
Intrabudgetary transactions .....	-43	.....	-43	-81	.....	-81	-66	.....	-66
<b>Total—Department of Labor .....</b>	<b>2,762</b>	<b>166</b>	<b>2,596</b>	<b>5,413</b>	<b>216</b>	<b>5,197</b>	<b>5,061</b>	<b>446</b>	<b>4,615</b>

**Table 5. Outlays of the U.S. Government, November 2000 and Other Periods—Continued**  
 [\$ millions]

Classification	This Month			Current Fiscal Year to Date			Prior Fiscal Year to Date		
	Gross Outlays	Applicable Receipts	Outlays	Gross Outlays	Applicable Receipts	Outlays	Gross Outlays	Applicable Receipts	Outlays
<b>Department of State:</b>									
Administration of Foreign Affairs:									
Diplomatic and consular programs .....	252	.....	252	411	.....	411	361	.....	361
International Information Programs .....	(*)	.....	(*)	-1	.....	-1	2	.....	2
Embassy security, construction, and maintenance .....	60	.....	60	104	.....	104	84	.....	84
Payment to Foreign Service retirement and disability fund .....	7	.....	7	16	.....	16	15	.....	15
Foreign Service retirement and disability fund .....	47	.....	47	94	.....	94	92	.....	92
Other .....	61	.....	61	86	.....	86	-11	.....	-11
<b>Total—Administration of Foreign Affairs .....</b>	<b>427</b>	<b>.....</b>	<b>427</b>	<b>710</b>	<b>.....</b>	<b>710</b>	<b>542</b>	<b>.....</b>	<b>542</b>
International Organizations and Conferences .....	104	.....	104	464	.....	464	226	.....	226
Migration and refugee assistance .....	30	.....	30	123	.....	123	153	.....	153
Other .....	117	.....	117	400	.....	400	112	.....	112
Proprietary receipts from the public .....	.....	.....	.....	.....	.....	.....	(*)	.....	(*)
Intrabudgetary transactions .....	-7	.....	-7	-16	.....	-16	-15	.....	-15
Offsetting governmental receipts .....	.....	.....	.....	.....	.....	.....	.....	.....	.....
<b>Total—Department of State .....</b>	<b>671</b>	<b>.....</b>	<b>671</b>	<b>1,681</b>	<b>.....</b>	<b>1,681</b>	<b>1,019</b>	<b>(*)</b>	<b>1,019</b>
<b>Department of Transportation:</b>									
Coast Guard:									
Operating expenses .....	259	.....	259	466	.....	466	491	.....	491
Acquisition, construction, and improvements .....	27	.....	27	57	.....	57	85	.....	85
Retired pay .....	54	.....	54	114	.....	114	108	.....	108
Other .....	24	(*)	24	41	1	40	24	1	23
<b>Total—Coast Guard .....</b>	<b>364</b>	<b>(*)</b>	<b>364</b>	<b>678</b>	<b>1</b>	<b>677</b>	<b>708</b>	<b>1</b>	<b>707</b>
Federal Aviation Administration:									
Operations .....	488	.....	488	775	.....	775	337	.....	337
Airport and airway trust fund:									
Grants-in-aid for airports .....	221	.....	221	413	.....	413	291	.....	291
Facilities and equipment .....	130	.....	130	257	.....	257	316	.....	316
Research, engineering, and development .....	15	.....	15	24	.....	24	28	.....	28
Trust fund share of FAA operations .....	48	.....	48	377	.....	377	723	.....	723
<b>Total—Airport and airway trust fund .....</b>	<b>413</b>	<b>.....</b>	<b>413</b>	<b>1,071</b>	<b>.....</b>	<b>1,071</b>	<b>1,357</b>	<b>.....</b>	<b>1,357</b>
Other .....	-27	.....	-27	-22	(*)	-22	2	(*)	2
<b>Total—Federal Aviation Administration .....</b>	<b>874</b>	<b>.....</b>	<b>874</b>	<b>1,824</b>	<b>(*)</b>	<b>1,824</b>	<b>1,696</b>	<b>(*)</b>	<b>1,696</b>
Federal Highway Administration:									
Highway trust fund:									
Federal-aid highways .....	2,217	.....	2,217	4,623	.....	4,623	4,287	.....	4,287
Other .....	4	.....	4	7	(*)	7	9	27	-19
Other programs .....	14	.....	14	31	.....	31	81	.....	81
<b>Total—Federal Highway Administration .....</b>	<b>2,234</b>	<b>.....</b>	<b>2,234</b>	<b>4,661</b>	<b>(*)</b>	<b>4,661</b>	<b>4,376</b>	<b>27</b>	<b>4,349</b>
National Highway Traffic Safety Administration .....	28	.....	28	60	.....	60	53	.....	53
Federal Railroad Administration:									
Capital Grants to the National Railroad Passenger Corporation:									
Corporation .....	180	.....	180	551	.....	551	593	.....	593
Other .....	7	.....	7	21	(*)	21	22	2	20
<b>Total—Federal Railroad Administration .....</b>	<b>187</b>	<b>.....</b>	<b>187</b>	<b>572</b>	<b>(*)</b>	<b>572</b>	<b>615</b>	<b>2</b>	<b>613</b>
Federal Transit Administration:									
Formula grants .....	154	.....	154	447	.....	447	382	.....	382
Discretionary grants .....	79	.....	79	141	.....	141	229	.....	229
Trust fund share of expenses .....	84	.....	84	140	.....	140	.....	.....	.....
Other .....	139	.....	139	319	.....	319	104	.....	104
<b>Total—Federal Transit Administration .....</b>	<b>456</b>	<b>.....</b>	<b>456</b>	<b>1,047</b>	<b>.....</b>	<b>1,047</b>	<b>715</b>	<b>.....</b>	<b>715</b>
Maritime Administration .....	47	2	46	92	2	90	-4	38	-43
Other .....	37	1	36	43	2	41	71	2	69
Proprietary receipts from the public .....	.....	1	-1	.....	10	-10	.....	24	-4
Intrabudgetary transactions .....	.....	.....	.....	.....	.....	.....	.....	.....	.....
Offsetting governmental receipts .....	.....	7	-7	.....	14	-14	.....	15	-15
<b>Total—Department of Transportation .....</b>	<b>4,227</b>	<b>11</b>	<b>4,216</b>	<b>8,977</b>	<b>30</b>	<b>8,947</b>	<b>8,230</b>	<b>89</b>	<b>8,140</b>

**Table 5. Outlays of the U.S. Government, November 2000 and Other Periods—Continued**  
 [\$ millions]

Classification	This Month			Current Fiscal Year to Date			Prior Fiscal Year to Date		
	Gross Outlays	Applicable Receipts	Outlays	Gross Outlays	Applicable Receipts	Outlays	Gross Outlays	Applicable Receipts	Outlays
<b>Department of the Treasury:</b>									
Departmental Offices:									
Exchange stabilization fund .....	248	387	-139	418	449	-31	-43	134	-178
Other .....	97	.....	97	199	.....	199	139	.....	139
Financial Management Service:									
Salaries and expenses .....	19	.....	19	39	.....	39	33	.....	33
Payment to the Resolution Funding Corporation .....	.....	.....	.....	118	.....	118	587	.....	587
Net interest paid to loan guarantee financing accounts .....	30	.....	30	31	.....	31	404	.....	404
Claims, judgements, and relief acts .....	103	.....	103	210	.....	210	136	.....	136
Other .....	30	.....	30	30	.....	30	2	.....	2
Total—Financial Management Service .....	182	.....	182	428	.....	428	1,163	.....	1,163
Federal Financing Bank .....	-230	.....	-230	-345	.....	-345	-287	.....	-287
Bureau of Alcohol, Tobacco, and Firearms:									
Salaries and expenses .....	40	.....	40	92	.....	92	80	.....	80
Laboratory facilities and headquarters .....	.....	.....	.....	.....	.....	.....	.....	.....	.....
Internal revenue collections for Puerto Rico .....	27	.....	27	54	.....	54	36	.....	36
United States Customs Service .....	200	.....	200	444	.....	444	426	.....	426
Bureau of Engraving and Printing .....	-45	.....	-45	-15	.....	-15	-12	.....	-12
United States Mint .....	104	255	-151	196	516	-320	212	487	-275
Bureau of the Public Debt .....	15	.....	15	61	.....	61	83	.....	83
Internal Revenue Service:									
Processing, assistance, and management .....	175	.....	175	429	.....	429	486	.....	486
Tax law enforcement .....	293	.....	293	670	.....	670	581	.....	581
Information systems .....	126	.....	126	230	.....	230	250	.....	250
Payment where earned income credit exceeds liability for tax .....	67	.....	67	131	.....	131	117	.....	117
Payment where child credit exceeds liability for tax .....	26	.....	26	53	.....	53	16	.....	16
Refunding internal revenue collections, interest .....	123	.....	123	386	.....	386	489	.....	489
Other .....	23	1	22	48	2	45	14	1	13
Total—Internal Revenue Service .....	834	1	833	1,948	2	1,945	1,952	1	1,951
United States Secret Service .....	66	.....	66	173	.....	173	153	.....	153
Comptroller of the Currency .....	31	5	26	71	7	64	73	2	70
Office of Thrift Supervision .....	12	6	6	25	7	18	26	4	23
Interest on the public debt:									
Public issues (accrual basis) .....	18,131	.....	18,131	36,280	.....	36,280	37,306	.....	37,306
Special issues (cash basis) .....	7,559	.....	7,559	9,165	.....	9,165	7,757	.....	7,757
Total—Interest on the public debt .....	25,690	.....	25,690	45,445	.....	45,445	45,063	.....	45,063
Other .....	15	.....	15	24	.....	24	20	.....	20
Proprietary receipts from the public .....	.....	349	-349	(* *)	1,122	-1,122	.....	1,21,777	-1,777
Intrabudgetary transactions .....	122	.....	122	-360	.....	-360	-1,140	.....	-1,140
Offsetting governmental receipts .....	.....	143	-143	.....	258	-258	.....	238	-238
<b>Total—Department of the Treasury .....</b>	<b>27,408</b>	<b>1,147</b>	<b>26,261</b>	<b>48,858</b>	<b>2,363</b>	<b>46,495</b>	<b>47,943</b>	<b>2,642</b>	<b>45,300</b>
<b>Department of Veterans Affairs:</b>									
Veterans Health Administration:									
Medical care .....	1,547	.....	1,547	3,329	.....	3,329	3,144	.....	3,144
Other .....	61	22	39	129	41	88	125	41	83
Veterans Benefits Administration:									
Public enterprise funds:									
Veterans housing benefit program fund .....	-1	4	-5	-6	7	-13	83	58	25
Other .....	42	37	5	83	72	10	80	70	10
Compensation, pensions, and burial benefits .....	1,813	.....	1,813	1,934	.....	1,934	3,526	.....	3,526
Readjustment benefits .....	144	.....	144	255	.....	255	271	.....	271
Insurance funds:									
National service life .....	92	.....	92	183	.....	183	181	.....	181
United States Government Life .....	1	.....	1	2	.....	2	2	.....	2
Veterans special life .....	8	3	6	16	5	11	17	5	12
Other .....	10	.....	10	-8	.....	-8	-10	.....	-10
Total—Veterans Benefits Administration .....	2,110	44	2,066	2,459	85	2,375	4,149	134	4,016
Construction .....	32	(* *)	32	69	(* *)	69	86	(* *)	86
Departmental Administration .....	127	.....	127	272	.....	272	268	.....	268
Proprietary receipts from the public:									
National service life .....	.....	14	-14	.....	30	-30	.....	32	-32
Other .....	.....	173	-173	.....	231	-231	.....	93	-93
Intrabudgetary transactions .....	(* *)	.....	(* *)	-1	.....	-1	(* *)	.....	(* *)
<b>Total—Department of Veterans Affairs .....</b>	<b>3,876</b>	<b>253</b>	<b>3,623</b>	<b>6,257</b>	<b>387</b>	<b>5,870</b>	<b>7,772</b>	<b>301</b>	<b>7,471</b>

**Table 5. Outlays of the U.S. Government, November 2000 and Other Periods—Continued**  
 [\$ millions]

Classification	This Month			Current Fiscal Year to Date			Prior Fiscal Year to Date		
	Gross Outlays	Applicable Receipts	Outlays	Gross Outlays	Applicable Receipts	Outlays	Gross Outlays	Applicable Receipts	Outlays
<b>Corps of Engineers:</b>									
Construction, general .....	109	.....	109	230	.....	230	185	.....	185
Operation and maintenance, general .....	156	.....	156	295	.....	295	173	.....	173
Flood control .....	29	.....	29	62	.....	62	21	.....	21
Harbor maintenance trust fund .....	.....	.....	.....	.....	.....	.....	118	.....	118
Other .....	170	.....	170	303	.....	303	192	.....	192
Proprietary receipts from the public .....	.....	23	-23	.....	51	-51	.....	54	-54
Intrabudgetary transactions .....	.....	.....	.....	.....	.....	.....	.....	.....	.....
<b>Total—Corps of Engineers .....</b>	<b>463</b>	<b>23</b>	<b>440</b>	<b>889</b>	<b>51</b>	<b>837</b>	<b>689</b>	<b>54</b>	<b>635</b>
<b>Other Defense Civil Programs:</b>									
Military Retirement:									
Payment to military retirement fund .....	.....	.....	.....	16,089	.....	16,089	15,302	.....	15,302
Military retirement fund .....	2,771	.....	2,771	5,534	.....	5,534	5,362	.....	5,362
Educational Benefits .....	22	.....	22	34	.....	34	32	.....	32
Other .....	11	.....	11	22	.....	22	21	.....	21
Proprietary receipts from the public .....	.....	(* *)	(* *)	.....	2	-2	.....	3	-3
Intrabudgetary transactions .....	-7	.....	-7	-16,139	.....	-16,139	-15,361	.....	-15,361
<b>Total—Other Defense Civil Programs .....</b>	<b>2,796</b>	<b>(* *)</b>	<b>2,796</b>	<b>5,540</b>	<b>2</b>	<b>5,538</b>	<b>5,355</b>	<b>3</b>	<b>5,353</b>
<b>Environmental Protection Agency:</b>									
Science and technology .....	59	.....	59	124	.....	124	104	.....	104
Environmental programs and management .....	172	.....	172	351	.....	351	308	.....	308
State and tribal assistance grants .....	220	.....	220	527	.....	527	484	.....	484
Hazardous substance superfund .....	128	.....	128	238	.....	238	216	.....	216
Other .....	642	(* *)	642	662	(* *)	662	743	(* *)	742
Proprietary receipts from the public .....	.....	20	-20	.....	31	-31	.....	51	-51
Intrabudgetary transactions .....	-635	.....	-635	-635	.....	-635	-700	.....	-700
Offsetting governmental receipts .....	.....	1	-1	.....	1	-1	.....	2	-2
<b>Total—Environmental Protection Agency .....</b>	<b>586</b>	<b>21</b>	<b>565</b>	<b>1,267</b>	<b>33</b>	<b>1,235</b>	<b>1,155</b>	<b>53</b>	<b>1,101</b>
<b>Executive Office of the President:</b>									
Compensation of the President and the White House									
Office .....	4	.....	4	8	.....	8	8	.....	8
Office of Management and Budget .....	5	.....	5	10	.....	10	12	.....	12
Unanticipated needs .....	.....	.....	.....	.....	.....	.....	.....	.....	.....
Other .....	12	.....	12	21	.....	21	21	.....	21
<b>Total—Executive Office of the President .....</b>	<b>22</b>	.....	<b>22</b>	<b>39</b>	.....	<b>39</b>	<b>41</b>	.....	<b>41</b>
<b>Federal Emergency Management Agency:</b>									
Public enterprise funds .....	44	39	4	80	110	-30	260	66	194
Disaster relief .....	192	.....	192	426	.....	426	616	.....	616
Emergency management planning and assistance .....	25	.....	25	46	.....	46	39	.....	39
Other .....	26	.....	26	55	.....	55	33	.....	33
Proprietary receipts from the public .....	.....	.....	.....	.....	.....	.....	.....	.....	.....
Offsetting governmental receipts .....	.....	.....	.....	.....	.....	.....	.....	.....	.....
<b>Total—Federal Emergency Management Agency .....</b>	<b>287</b>	<b>39</b>	<b>248</b>	<b>606</b>	<b>110</b>	<b>497</b>	<b>949</b>	<b>66</b>	<b>883</b>
<b>General Services Administration:</b>									
Real Property Activities .....	-475	.....	-475	-10	.....	-10	522	.....	522
Supply and Technology Activities .....	53	.....	53	-26	.....	-26	-74	.....	-74
General Activities .....	27	.....	27	66	.....	66	59	.....	59
Proprietary receipts from the public .....	.....	(* *)	(* *)	.....	1	-1	.....	(* *)	(* *)
<b>Total—General Services Administration .....</b>	<b>-395</b>	<b>(* *)</b>	<b>-396</b>	<b>31</b>	<b>1</b>	<b>30</b>	<b>507</b>	<b>(* *)</b>	<b>507</b>
<b>International Assistance Program:</b>									
International Security Assistance:									
Foreign military loan program .....	25	30	-5	28	37	-9	27	39	-12
Foreign military financing program .....	388	.....	388	423	.....	423	93	.....	93
Economic support fund .....	81	.....	81	205	.....	205	157	.....	157
Other .....	58	.....	58	121	.....	121	82	.....	82
Proprietary receipts from the public .....	.....	.....	.....	.....	.....	.....	.....	.....	.....
<b>Total—International Security Assistance .....</b>	<b>553</b>	<b>30</b>	<b>523</b>	<b>778</b>	<b>37</b>	<b>740</b>	<b>358</b>	<b>39</b>	<b>320</b>
Multilateral Assistance:									
Contribution to the International Development Association									
International organizations and programs .....	2	.....	2	17	.....	17	(* *)	.....	(* *)
Other .....	1	.....	1	70	.....	70	43	.....	43
<b>Total—Multilateral Assistance .....</b>	<b>2</b>	.....	<b>2</b>	<b>427</b>	.....	<b>427</b>	<b>278</b>	.....	<b>278</b>

**Table 5. Outlays of the U.S. Government, November 2000 and Other Periods—Continued**  
 [\$ millions]

Classification	This Month			Current Fiscal Year to Date			Prior Fiscal Year to Date		
	Gross Outlays	Applicable Receipts	Outlays	Gross Outlays	Applicable Receipts	Outlays	Gross Outlays	Applicable Receipts	Outlays
<b>International Assistance Program:—Continued</b>									
International Development Assistance:									
Agency for International Development:									
Economic assistance loans .....		47	-47		96	-96	(*)	113	-113
Sustainable development assistance program .....	141		141	214		214	89		89
Assistance for the new independent States of the Former Soviet Union .....	50		50	78		78	107		107
Operating expenses .....	16		16	50		50	92		92
Payment to the Foreign Service retirement and disability fund .....	(*)		(*)	(*)		(*)			
Other .....	118	5	113	219	10	209	270	6	265
Proprietary receipts from the public .....								40	-40
Intrabudgetary transactions .....									
<b>Total—Agency for International Development .....</b>	<b>325</b>	<b>52</b>	<b>274</b>	<b>561</b>	<b>106</b>	<b>455</b>	<b>559</b>	<b>159</b>	<b>400</b>
Overseas Private Investment Corporation .....	5	56	-52	9	67	-58	235	65	170
Peace Corps .....	18		18	40	(*)	40	39		39
Other .....	6		6	11		11	14		14
<b>Total—International Development Assistance .....</b>	<b>355</b>	<b>108</b>	<b>247</b>	<b>621</b>	<b>173</b>	<b>448</b>	<b>846</b>	<b>224</b>	<b>622</b>
International Monetary Programs .....	-28		-28	168		168	248		248
Military Sales Programs:									
Foreign military sales trust fund .....	902		902	1,625		1,625	1,823		1,823
Other .....	(*)	(*)	(*)	(*)	4	-4	1	(*)	1
Proprietary receipts from the public .....		977	-977		1,987	-1,987		1,544	-1,544
Other .....				(*)		(*)	(*)		(*)
<b>Total—International Assistance Program .....</b>	<b>1,784</b>	<b>1,115</b>	<b>670</b>	<b>3,619</b>	<b>2,201</b>	<b>1,418</b>	<b>3,555</b>	<b>1,807</b>	<b>1,748</b>
<b>National Aeronautics and Space Administration:</b>									
Human space flight .....	523		523	984		984	807		807
Science, aeronautics, and technology .....	484		484	912		912	969		969
Mission support .....	211		211	471		471	405		405
Other .....	-1		-1	3		3	7		7
<b>Total—National Aeronautics and Space Administration .....</b>	<b>1,217</b>		<b>1,217</b>	<b>2,370</b>		<b>2,370</b>	<b>2,189</b>		<b>2,189</b>
<b>National Science Foundation:</b>									
Research and related activities .....	286		286	551		551	503		503
Education and human resources .....	2		2	4		4	22		22
Other .....	16		16	10		10	11		11
<b>Total—National Science Foundation .....</b>	<b>304</b>		<b>304</b>	<b>565</b>		<b>565</b>	<b>535</b>		<b>535</b>
<b>Office of Personnel Management:</b>									
Government payment for annuitants, employees health and life insurance benefits .....	499		499	996		996	793		793
Payment to civil service retirement and disability fund .....									
Civil service retirement and disability fund .....	3,775		3,775	7,631		7,631	7,363		7,363
Employees life insurance fund .....	175	502	-327	325	711	-386	283	710	-427
Employees and retired employees health benefits fund ...	1,626	1,722	-96	3,287	3,384	-97	3,141	3,191	-50
Other .....	24		24	20		20	18		18
Intrabudgetary transactions:									
Civil service retirement and disability fund:									
General fund contributions .....									
Other .....	-2		-2	-4		-4	-4		-4
<b>Total—Office of Personnel Management .....</b>	<b>6,096</b>	<b>2,224</b>	<b>3,872</b>	<b>12,255</b>	<b>4,095</b>	<b>8,160</b>	<b>11,595</b>	<b>3,901</b>	<b>7,693</b>



**Table 5. Outlays of the U.S. Government, November 2000 and Other Periods—Continued**  
 [\$ millions]

Classification	This Month			Current Fiscal Year to Date			Prior Fiscal Year to Date		
	Gross Outlays	Applicable Receipts	Outlays	Gross Outlays	Applicable Receipts	Outlays	Gross Outlays	Applicable Receipts	Outlays
<b>Small Business Administration:</b>									
Public enterprise funds:									
Business loan fund .....	128	7	121	148	20	128	50	52	-2
Disaster loan fund .....	9	12	-4	25	24	1	30	33	-3
Other .....	1	1	(**)	1	1	-1	1	(**)	1
Other .....	42	(**)	42	95	(**)	95	92	.....	92
Proprietary receipts from the public .....	.....	.....	.....	.....	.....	.....	.....	(**)	(**)
<b>Total—Small Business Administration .....</b>	<b>180</b>	<b>20</b>	<b>160</b>	<b>270</b>	<b>46</b>	<b>224</b>	<b>173</b>	<b>85</b>	<b>88</b>
<b>Social Security Administration:</b>									
Payments to social security trust funds .....	12	.....	12	3,160	.....	3,160	4,077	.....	4,077
Special benefits for disabled coal miners .....	41	.....	41	83	.....	83	88	.....	88
Supplemental security income program .....	2,430	.....	2,430	2,516	.....	2,516	4,978	.....	4,978
Federal old-age and survivors insurance trust fund (off-budget):									
Benefit payments .....	29,335	.....	29,335	58,954	.....	58,954	55,979	.....	55,979
Administrative expenses .....	115	.....	115	376	.....	376	373	.....	373
<b>Total—FOASI trust fund .....</b>	<b>29,450</b>	<b>.....</b>	<b>29,450</b>	<b>59,330</b>	<b>.....</b>	<b>59,330</b>	<b>56,352</b>	<b>.....</b>	<b>56,352</b>
Federal disability insurance trust fund (off-budget):									
Benefit payments .....	4,548	.....	4,548	9,098	.....	9,098	8,665	.....	8,665
Administrative expenses .....	201	.....	201	318	.....	318	245	.....	245
Payment to railroad retirement account .....	.....	.....	.....	.....	.....	.....	.....	.....	.....
Other .....	.....	.....	.....	.....	.....	.....	.....	.....	.....
<b>Total—FDI trust fund .....</b>	<b>4,748</b>	<b>.....</b>	<b>4,748</b>	<b>9,416</b>	<b>.....</b>	<b>9,416</b>	<b>8,910</b>	<b>.....</b>	<b>8,910</b>
Other .....	3	.....	3	2	.....	2	-6	.....	-6
Proprietary receipts from the public:									
On-budget .....	.....	66	-66	.....	79	-79	.....	129	-129
Off-budget .....	.....	6	-6	.....	7	-7	.....	1	-1
Intrabudgetary transactions:									
Off-budget <sup>3</sup> .....	-12	.....	-12	-3,159	.....	-3,159	-4,077	.....	-4,077
<b>Total—Social Security Administration .....</b>	<b>36,672</b>	<b>73</b>	<b>36,599</b>	<b>71,348</b>	<b>85</b>	<b>71,262</b>	<b>70,322</b>	<b>130</b>	<b>70,192</b>
<b>Other independent agencies:</b>									
Appalachian Regional Commission .....	8	(**)	7	17	(**)	17	26	(**)	25
Broadcasting board of governors .....	37	.....	37	62	.....	62	(**)	.....	(**)
Corporation for National and Community Service .....	66	.....	66	125	.....	125	114	.....	114
Corporation for Public Broadcasting .....	.....	.....	.....	340	.....	340	317	.....	317
District of Columbia:									
Courts .....	11	.....	11	21	.....	21	18	.....	18
Corrections .....	(**)	.....	(**)	(**)	.....	(**)	55	.....	55
General and special payments .....	31	31	(**)	66	48	17	91	38	53
Financing .....	.....	.....	.....	.....	.....	.....	.....	.....	.....
Equal Employment Opportunity Commission .....	31	(**)	30	48	(**)	48	49	(**)	49
Export-Import Bank of the United States .....	96	37	59	147	87	60	99	233	-134
Federal Communications Commission:									
Universal service fund .....	456	.....	456	918	.....	918	712	.....	712
Spectrum auction program account .....	(**)	.....	(**)	1	.....	1	.....	.....	.....
Pioneer's preference settlement .....	.....	.....	.....	.....	.....	.....	.....	.....	.....
Other .....	24	2	22	49	5	44	32	5	27
Federal Deposit Insurance Corporation:									
Bank insurance fund .....	61	394	-333	282	628	-346	791	520	271
Savings association insurance fund .....	12	130	-118	18	170	-152	16	125	-110
FSLIC resolution fund:									
Resolution Trust Corporation closeout .....	10	113	-103	422	503	-81	41	456	-415
Other .....	1	13	-12	98	31	67	84	52	32
Office of Inspector General .....	.....	.....	.....	.....	.....	.....	.....	.....	.....
<b>Total—Federal Deposit Insurance Corporation .....</b>	<b>85</b>	<b>651</b>	<b>-566</b>	<b>820</b>	<b>1,332</b>	<b>-512</b>	<b>932</b>	<b>1,154</b>	<b>-222</b>
Federal drug control programs .....	35	.....	35	62	.....	62	39	.....	39
Legal Services Corporation .....	1	.....	1	26	.....	26	24	.....	24
National Archives and Records Administration .....	21	(**)	21	32	(**)	32	28	(**)	28
National Credit Union Administration .....	15	50	-35	25	169	-144	1,753	858	895

**Table 5. Outlays of the U.S. Government, November 2000 and Other Periods—Continued**  
 [\$ millions]

Classification	This Month			Current Fiscal Year to Date			Prior Fiscal Year to Date		
	Gross Outlays	Applicable Receipts	Outlays	Gross Outlays	Applicable Receipts	Outlays	Gross Outlays	Applicable Receipts	Outlays
<b>Other independent agencies:—Continued</b>									
National Endowment for the Arts .....	8	.....	8	13	.....	13	19	.....	19
National Endowment for the Humanities .....	9	.....	9	19	.....	19	15	.....	15
Institute of Museum and Library Services .....	13	.....	13	32	.....	32	32	.....	32
National Labor Relations Board .....	18	.....	18	39	.....	39	35	.....	35
Nuclear Regulatory Commission .....	48	42	7	85	48	37	87	100	-14
Panama Canal Commission .....	(*)	(*)	(*)	2	(*)	2	108	123	-15
Postal Service:									
Public enterprise funds (off-budget) .....	4,963	45,825	-862	10,525	11,499	-974	11,028	10,522	505
Payments to the Postal Service fund .....	.....	.....	.....	93	.....	93	100	.....	100
Railroad Retirement Board:									
Federal windfall subsidy .....	14	.....	14	27	.....	27	30	.....	30
Federal payments to the railroad retirement accounts ..	(*)	.....	(*)	88	.....	88	129	.....	129
Railroad unemployment insurance trust fund:									
Benefit payments .....	7	.....	7	14	.....	14	11	.....	11
Administrative expenses .....	.....	.....	.....	(*)	.....	(*)	(*)	.....	(*)
Rail industry pension fund:									
Benefit payments .....	247	.....	247	490	.....	490	493	.....	493
Advances from FOASDI fund .....	-94	.....	-94	-189	.....	-189	-185	.....	-185
OASDI certifications .....	94	.....	94	189	.....	189	185	.....	185
Administrative expenses .....	7	.....	7	14	.....	14	17	.....	17
Interest on refunds of taxes .....	(*)	.....	(*)	1	.....	1	(*)	.....	(*)
Other .....	(*)	.....	(*)	1	.....	1	1	.....	1
Supplemental annuity pension fund:									
Benefit payments .....	6	.....	6	12	.....	12	12	.....	12
Interest on refund of taxes .....	(*)	.....	(*)	(*)	.....	(*)	(*)	.....	(*)
Railroad Social Security equivalent benefit account:									
Benefit payments .....	423	.....	423	850	.....	850	838	.....	838
Interest on refund of taxes .....	(*)	.....	(*)	1	.....	1	(*)	.....	(*)
Other .....	.....	.....	.....	.....	.....	.....	.....	.....	.....
Intrabudgetary transactions:									
Payments from other funds to the railroad retirement trust funds .....	.....	.....	.....	.....	.....	.....	.....	.....	.....
Other .....	.....	.....	.....	-88	.....	-88	-129	.....	-129
Total—Railroad Retirement Board .....	704	.....	704	1,410	.....	1,410	1,402	.....	1,402
Securities and Exchange Commission .....	21	.....	21	-3	.....	-3	(*)	.....	(*)
Smithsonian Institution .....	38	.....	38	78	.....	78	60	.....	60
Tennessee Valley Authority .....	699	677	22	1,464	1,781	-317	1,435	1,428	6
Other .....	163	26	137	-267	63	-331	5418	54	364
<b>Total—Other independent agencies .....</b>	<b>7,603</b>	<b>7,341</b>	<b>261</b>	<b>16,250</b>	<b>15,034</b>	<b>1,216</b>	<b>19,029</b>	<b>14,517</b>	<b>4,512</b>
<b>Undistributed offsetting receipts:</b>									
Other interest .....	.....	(*)	(*)	.....	(*)	(*)	.....	(*)	(*)
Employer share, employee retirement:									
Department of Health and Human Services:									
Federal hospital insurance trust fund:									
Federal employer contributions .....	-173	.....	-173	-347	.....	-347	-336	.....	-336
Postal Service employer contributions .....	-55	.....	-55	-111	.....	-111	-106	.....	-106
Payments for military service credits .....	.....	.....	.....	.....	.....	.....	.....	.....	.....
Department of State:									
Foreign Service retirement and disability fund .....	-14	.....	-14	-25	.....	-25	-16	.....	-16
Other Defense Civil Programs:									
Military retirement fund .....	-914	.....	-914	-1,839	.....	-1,839	-1,833	.....	-1,833
Office of Personnel Management:									
Civil service retirement and disability fund .....	-1,162	.....	-1,162	-2,221	.....	-2,221	-2,129	.....	-2,129
Social Security Administration (off-budget):									
Federal old-age and survivors insurance trust fund:									
Federal employer contributions .....	-524	.....	-524	-1,047	.....	-1,047	-1,064	.....	-1,064
Payments for military service credits .....	.....	.....	.....	.....	.....	.....	.....	.....	.....
Federal disability insurance trust fund:									
Federal employer contributions .....	-89	.....	-89	-178	.....	-178	-169	.....	-169
Payments for military service credits .....	.....	.....	.....	.....	.....	.....	.....	.....	.....
Other .....	.....	.....	.....	.....	.....	.....	(*)	.....	(*)
Total—Employer share, employee retirement .....	-2,932	.....	-2,932	-5,768	.....	-5,768	-5,654	.....	-5,654

**Table 5. Outlays of the U.S. Government, November 2000 and Other Periods—Continued**  
 [\$ millions]

Classification	This Month			Current Fiscal Year to Date			Prior Fiscal Year to Date		
	Gross Outlays	Applicable Receipts	Outlays	Gross Outlays	Applicable Receipts	Outlays	Gross Outlays	Applicable Receipts	Outlays
<b>Undistributed offsetting receipts:—Continued</b>									
Interest received by trust funds:									
Judicial Branch:									
Judicial survivors annuity fund .....	-7	.....	-7	-8	.....	-8	-8	.....	-8
Department of Health and Human Services:									
Federal hospital insurance trust fund .....	-14	.....	-14	-48	.....	-48	-65	.....	-65
Federal supplementary medical insurance trust fund .....	-23	.....	-23	-60	.....	-60	-70	.....	-70
Department of Labor:									
Unemployment trust fund .....	-6	.....	-6	-21	.....	-21	-19	.....	-19
Department of State:									
Foreign Service retirement and disability fund .....	-1	.....	-1	-1	.....	-1	-1	.....	-1
Department of Transportation:									
Oil spill liability trust fund .....	-2	.....	-2	-3	.....	-3	-3	.....	-3
Airport and airway trust fund .....	-6	.....	-6	-9	.....	-9	-34	.....	-34
Highway trust fund .....	.....	.....	.....	.....	.....	.....	.....	.....	.....
Department of Veterans Affairs:									
National service life insurance fund .....	-2	.....	-2	-4	.....	-4	-5	.....	-5
United States government life insurance fund .....	(*)	.....	(*)	(*)	.....	(*)	(*)	.....	(*)
Corps of Engineers .....	-2	.....	-2	-3	.....	-3	-6	.....	-6
Other Defense Civil Programs:									
Military retirement fund .....	-5,280	.....	-5,280	-5,699	.....	-5,699	-5,024	.....	-5,024
Educational benefits fund .....	-12	.....	-12	-15	.....	-15	-12	.....	-12
Armed Forces Retirement Home .....	(*)	.....	(*)	-1	.....	-1	(*)	.....	(*)
Environmental Protection Agency .....	-2	.....	-2	-4	.....	-4	-5	.....	-5
National Aeronautics and Space Administration .....	.....	.....	.....	.....	.....	.....	.....	.....	.....
Office of Personnel Management:									
Civil service retirement and disability fund .....	-29	.....	-29	-34	.....	-34	-79	.....	-79
Social Security Administration (off-budget):									
Federal old-age and survivors insurance trust fund ...	-74	.....	-74	-146	.....	-146	-210	.....	-210
Federal disability insurance trust fund .....	-11	.....	-11	-23	.....	-23	-31	.....	-31
Independent agencies:									
Railroad Retirement Board .....	-293	.....	-293	-513	.....	-513	-56	.....	-56
Other .....	-4	.....	-4	-8	.....	-8	-10	.....	-10
Other .....	-9	.....	-9	-37	.....	-37	-12	.....	-12
Total—Interest received by trust funds .....	-5,778	.....	-5,778	-6,637	.....	-6,637	-5,649	.....	-5,649
Rents and royalties on the outer continental shelf lands ..	.....	616	-616	.....	1,554	-1,554	.....	683	-683
Sale of major assets .....	.....	.....	.....	.....	.....	.....	.....	.....	.....
Spectrum auction proceeds .....	.....	.....	.....	.....	.....	.....	.....	.....	.....
<b>Total—Undistributed offsetting receipts .....</b>	<b>-8,710</b>	<b>616</b>	<b>-9,326</b>	<b>-12,405</b>	<b>1,554</b>	<b>-13,959</b>	<b>-11,303</b>	<b>683</b>	<b>-11,986</b>
<b>Total outlays .....</b>	<b>168,985</b>	<b>19,629</b>	<b>149,356</b>	<b>332,692</b>	<b>36,905</b>	<b>295,787</b>	<b>329,534</b>	<b>33,767</b>	<b>295,768</b>
<b>Total on-budget .....</b>	<b>130,534</b>	<b>13,798</b>	<b>116,736</b>	<b>257,974</b>	<b>25,399</b>	<b>232,576</b>	<b>258,795</b>	<b>23,243</b>	<b>235,552</b>
<b>Total off-budget .....</b>	<b>38,451</b>	<b>5,831</b>	<b>32,620</b>	<b>74,718</b>	<b>11,506</b>	<b>63,212</b>	<b>70,739</b>	<b>10,523</b>	<b>60,216</b>
<b>Total surplus (+) or deficit .....</b>			<b>-23,690</b>			<b>-35,011</b>			<b>-53,357</b>
<b>Total on-budget .....</b>			<b>-27,521</b>			<b>-42,240</b>			<b>-59,634</b>
<b>Total off-budget .....</b>			<b>+3,831</b>			<b>+7,229</b>			<b>+6,277</b>

**MEMORANDUM**

Receipts offset against outlays

[\$ millions]

	Current Fiscal Year to Date	Comparable Period Prior Fiscal Year
Proprietary receipts .....	9,405	7,791
Intrabudgetary transactions .....	43,245	43,060
Governmental receipts .....	520	530
<b>Total receipts offset against outlays .....</b>	<b>53,171</b>	<b>51,381</b>

<sup>1</sup>Outlays for the Department of Commerce have been decreased and outlays for the Department of Treasury have been correspondingly increased by \$1 million in September 2000 to reflect additional reporting by the Department of Commerce.

<sup>2</sup>Outlays for the Department of Transportation have been decreased and outlays for the Department of Treasury have been correspondingly increased by \$65 million in September 2000 to reflect additional reporting by the Department of Transportation.

<sup>3</sup>Includes FICA and SECA tax credits, non-contributory military service credits, special benefits for the aged, and credit for the unnegotiated OASI benefit checks.

<sup>4</sup>The Postal Service accounting is composed of thirteen 28-day periods. To conform with the MTS calendar-month reporting basis used by all other Federal agencies, the MTS reflects USPS results through November 3rd and estimates for \$2,057 million through November 30<sup>th</sup>.

<sup>5</sup>Outlays for September 2000 were decreased by \$154 million to reflect additional reporting by Farm Credit System Financial Assistance Corporation.

... No Transactions.

(\*) Less than \$500,000.

Note: Details may not add to totals due to rounding.

**Table 6. Means of Financing the Deficit or Disposition of Surplus by the U.S. Government, November 2000 and Other Periods**

[\$ millions]

Assets and Liabilities Directly Related to Budget Off-budget Activity	Net Transactions (-) denotes net reduction of either liability or asset accounts			Account Balances Current Fiscal Year		
	This Month	Fiscal Year to Date		Beginning of		Close of This month
		This Year	Prior Year	This Year	This Month	
<b>Liability accounts:</b>						
Borrowing from the public:						
Public debt securities, issued under general Financing authorities:						
Obligations of the United States, issued by:						
United States Treasury .....	52,372	35,521	37,329	5,659,178	5,642,328	5,694,699
Federal Financing Bank .....	.....	.....	.....	15,000	15,000	15,000
Total, public debt securities .....	52,372	35,521	37,329	5,674,178	5,657,328	5,709,699
Plus premium on public debt securities .....	-25	-52	-33	2,699	2,672	2,647
Less discount on public debt securities .....	1,613	753	854	75,541	74,681	76,294
Total public debt securities net of Premium and discount .....	50,734	34,716	36,441	5,601,336	5,585,319	5,636,053
Agency securities, issued under special financing authorities (see Schedule B. for other Agency borrowing, see Schedule C) .....	35	-423	1,848	27,672	27,214	27,249
Total federal securities .....	50,769	34,293	38,290	5,629,009	5,612,533	5,663,302
Deduct:						
Federal securities held as investments of government accounts (see Schedule D) .....	9,858	22,769	26,891	2,235,763	2,248,673	2,258,532
Less discount on federal securities held as investments of government accounts .....	414	135	487	16,867	16,587	17,002
Net federal securities held as investments of government accounts .....	9,444	22,634	26,403	2,218,896	2,232,086	2,241,530
Total borrowing from the public .....	41,325	11,659	11,886	3,410,113	3,380,447	3,421,772
Accrued interest payable to the public .....	-15,193	-12,471	-7,873	44,211	46,933	31,740
Allocations of special drawing rights .....	13	-78	-88	6,359	6,268	6,281
Deposit funds .....	-217	1,035	-81	2,826	4,078	3,861
Miscellaneous liability accounts (includes checks outstanding etc.) .....	-52	-5,139	-3,730	3,959	-1,128	-1,180
<b>Total liability accounts .....</b>	<b>25,877</b>	<b>-4,993</b>	<b>113</b>	<b>3,467,468</b>	<b>3,436,598</b>	<b>3,462,475</b>
<b>Asset accounts (deduct)</b>						
Cash and monetary assets:						
U.S. Treasury operating cash: <sup>3</sup>						
Federal Reserve account .....	-977	-4,077	-1,616	8,459	5,360	4,382
Tax and loan note accounts .....	2,409	-37,144	-48,763	44,199	4,646	7,055
Balance .....	1,432	-41,221	-50,379	52,659	10,006	11,437
Special drawing rights:						
Total holdings .....	200	53	42	10,316	10,169	10,369
SDR certificates issued to Federal Reserve Banks .....	.....	.....	.....	-3,200	-3,200	-3,200
Balance .....	200	53	42	7,116	6,969	7,169
Reserve position on the U.S. quota in the IMF:						
U.S. subscription to International Monetary Fund:						
Direct quota payments .....	.....	.....	.....	46,525	46,525	46,525
Maintenance of value adjustments .....	97	-592	-671	1,691	1,002	1,099
Letter of credit issued to IMF .....	-57	-18	-1,022	-35,827	-35,788	-35,845
Dollar deposits with the IMF .....	-9	-10	-2	-117	-118	-127
Receivable/Payable (-) for interim maintenance of value adjustments .....	-70	423	424	1,418	1,911	1,841
Balance .....	-38	-196	-1,271	13,690	13,531	13,493
Loans to International Monetary Fund .....	.....	.....	.....	.....	.....	.....
Other cash and monetary assets .....	96	823	1,783	24,937	25,664	25,760
Total cash and monetary assets .....	1,689	-40,542	-49,826	98,401	56,170	57,860
Net Activity, Guaranteed Loan Financing .....	-61	-212	-414	-22,956	-23,107	-23,168
Net Activity, Direct Loan Financing .....	377	1,536	1,112	105,459	106,619	106,996
Miscellaneous asset accounts .....	-290	-2,670	-4,117	-107	-2,487	-2,777
<b>Total asset accounts .....</b>	<b>1,715</b>	<b>-41,888</b>	<b>-53,244</b>	<b>180,798</b>	<b>137,195</b>	<b>138,910</b>
<b>Excess of liabilities (+) or assets (-) .....</b>	<b>+24,161</b>	<b>+36,894</b>	<b>+53,357</b>	<b>+3,286,671</b>	<b>+3,299,404</b>	<b>+3,323,565</b>
Transactions not applied to current year's surplus or deficit (see Schedule A for Details) .....	-471	-1,883	.....	.....	-1,412	-1,883
<b>Total budget and off-budget federal entities (financing of deficit (+) or disposition of surplus (-)) .....</b>	<b>+23,690</b>	<b>+35,011</b>	<b>+53,357</b>	<b>+3,286,671</b>	<b>+3,297,992</b>	<b>+3,321,682</b>

<sup>1</sup>Includes an adjustment of -\$131 million in September 2000 by the Farm Credit System Financial Assistance Corporation.

<sup>2</sup>Includes and adjustment of -\$6 million in September 2000 by the Department of Treasury.

<sup>3</sup>Major sources of information used to determine Treasury's operating cash income include Federal Reserve Banks, the Treasury Regional Finance Centers, the Internal Revenue Service Centers, the Bureau of the Public Debt and various electronic systems. Deposits are reflected as received and withdrawals are reflected as processed.

<sup>4</sup>Includes an adjustment of \$24 million in September 2000 by the Farm Credit System Financial Assistance Corporation.

... No Transactions.

(\* \*) Less than \$500,000.

Note: Details may not add to totals due to rounding.

**Table 6. Schedule A—Analysis of Change in Excess of Liabilities of the U.S. Government, November 2000 and Other Periods**

Classification	[\$ millions]		
	This Month	Fiscal Year to Date	
		This Year	Prior Year
<b>Excess of liabilities beginning of period:</b>			
Based on composition of unified budget in preceding period .....	3,299,564	3,286,581	3,519,805
Adjustments during current fiscal year for changes in composition of unified budget:			
Revisions by federal agencies to the prior budget results .....	-160	90	556
<b>Excess of liabilities beginning of period (current basis) .....</b>	<b>3,299,404</b>	<b>3,286,671</b>	<b>3,520,361</b>
<b>Budget surplus (-) or deficit:</b>			
Based on composition of unified budget in prior fiscal yr .....	23,690	35,011	53,357
Changes in composition of unified budget .....	.....	.....	.....
<b>Total surplus (-) or deficit (Table 2) .....</b>	<b>23,690</b>	<b>35,011</b>	<b>53,357</b>
Total-on-budget (Table 2) .....	27,521	42,240	59,634
Total-off-budget (Table 2) .....	-3,831	-7,229	-6,277
<b>Transactions not applied to current year's surplus or deficit:</b>			
Premium/Discount on buyback of U.S. Treasury securities .....	471	1,883	.....
Total-transactions not applied to current year's surplus or deficit .....	471	1,883	.....
<b>Excess of liabilities close of period .....</b>	<b>3,323,565</b>	<b>3,323,565</b>	<b>3,573,719</b>

**Table 6. Schedule B—Securities Issued by Federal Agencies Under Special Financing Authorities, November 2000 and Other Periods**

Classification	[\$ millions]					
	This Month	Net Transactions (-) denotes net reduction of liability accounts		Account Balances Current Fiscal Year		
		Fiscal Year to Date		Beginning of		Close of This month
This Year	Prior Year	This Year	This Month			
<b>Agency securities, issued under special financing authorities:</b>						
Obligations of the United States, issued by:						
Federal Deposit Insurance Corporation:						
FSLIC resolution fund .....	.....	.....	.....	63	63	63
Obligations guaranteed by the United States, issued by:						
Department of Housing and Urban Development:						
Federal Housing Administration .....	2	13	12	227	237	239
Obligations not guaranteed by the United States, issued by:						
Legislative Branch:						
Architect of the Capitol .....	1	2	3	173	174	176
Independent agencies:						
Farm Credit System Financial Assistance Corporation .....	.....	.....	.....	775	775	775
Federal Communications Commission .....	.....	.....	.....	125	125	125
National Archives and Records Administration .....	.....	.....	.....	271	271	271
Postal Service .....	.....	.....	.....	51	51	51
Tennessee Valley Authority .....	32	-438	1,834	25,987	25,517	25,549
<b>Total, agency securities .....</b>	<b>35</b>	<b>-423</b>	<b>1,848</b>	<b>27,672</b>	<b>27,214</b>	<b>27,249</b>

... No Transactions.

(\* \*) Less than \$500,000.

Note: Details may not add to totals due to rounding.

**Table 6. Schedule C (Memorandum)—Federal Agency Borrowing Financed Through the Issue of Public Debt Securities, November 2000 and Other Periods**

[\$ millions]

Classification	Transactions			Account Balances Current Fiscal Year		
	This Month	Fiscal Year to Date		Beginning of		Close of This month
		This Year	Prior Year	This Year	This Month	
<b>Borrowing from the Treasury:</b>						
Department of Agriculture:						
Farm Service Agency:						
Commodity Credit Corporation .....	-17,342	-13,740	-16,926	23,800	27,401	10,060
Agricultural credit insurance fund .....		1,125	925	3,170	4,295	4,295
Farm storage facility loans .....		100		349	449	449
Natural Resources Conservation Service .....				4	4	4
Rural Housing Service:						
Rural community facility loans fund .....				806	806	806
Rural housing insurance .....				8,607	8,607	8,607
Rural Business – Cooperative Service:						
Rural business and industry loans .....				80	80	80
Rural development loan fund .....				163	163	163
Rural economic development loan fund .....				62	62	62
Rural Utilities Service:						
Rural water and waste disposal fund .....				3,395	3,395	3,395
Rural communication development fund .....				25	25	25
Rural electrification and telecommunications fund .....				10,077	10,077	10,077
Rural telephone bank .....	-49	-49	-1	295	295	246
Distance learning and telemedicine program .....				2	2	2
Rural Development insurance fund .....		-265	-105	896	631	631
Foreign Agricultural Service .....		-4		729	725	725
Department of Commerce:						
National Oceanic and Atmospheric Administration:						
Fisheries finance .....		13	9	145	159	159
Fishing vessel obligations .....				10	10	10
Department of Education:						
College housing and academic facilities loans .....				369	369	369
Federal direct student loan program .....		4,900	1,347	65,347	70,247	70,247
Department of Energy:						
Bonneville Power Administration fund .....			40	2,513	2,513	2,513
Department of Housing and Urban Development:						
Public and Indian Housing Programs:						
Low-rent public housing – loans and other expenses .....	25	25	25			25
Housing Programs:						
Federal Housing Administration .....				7,155	7,155	7,155
Housing for the elderly and handicapped .....			-425	3,653	3,653	3,653
Department of Interior:						
Bureau of Reclamation loan fund .....	8	8		103	103	111
Helium fund .....				252	252	252
Bureau of Indian Affairs .....				26	26	26
Assistance to American Samoa loan fund .....	14	14				14
Department of Justice:						
Federal Prison Industries, Incorporated .....				20	20	20
Department of State:						
Repatriation loans .....				(*)	(*)	(*)
Department of Transportation:						
Minority business resource center fund .....				11	11	11
Federal Aviation Administration:						
Aircraft purchase loan guarantee program .....				(*)	(*)	(*)
Federal Highway Administration:						
Transportation infrastructure finance and innovation fund .....				295	295	295
Federal Railroad Administration:						
Alameda corridor project .....				454	454	454
Other .....				(*)	(*)	(*)
Department of Treasury:						
Community development financial institutions fund .....				15	15	15
Federal Financing Bank revolving fund .....	-1,110	-2,667	-273	27,836	26,279	25,169
Department of Veterans Affairs:						
Veterans housing benefit program fund .....			2,066	1,799	1,799	1,799
Native American veteran housing fund .....			20	17	17	17
Vocational rehabilitation loan fund .....		(*)	2	1	1	1
Corps of Engineers:						
Washington aqueduct .....	-7	-6	1	18	18	11
Environmental Protection Agency:						
Abatement, control, and compliance loan program .....				38	38	38
Federal Emergency Management Agency:						
National insurance development fund .....				345	345	345
Disaster assistance loan fund .....				59	59	59

**Table 6. Schedule C (Memorandum)—Federal Agency Borrowing Financed Through the Issue of Public Debt Securities, November 2000 and Other Periods—Continued**

[\$ millions]

Classification	Transactions			Account Balances Current Fiscal Year		
	This Month	Fiscal Year to Date		Beginning of		Close of This month
		This Year	Prior Year	This Year	This Month	
<b>Borrowing from the Treasury:—Continued</b>						
General Services Administration:						
Columbia hospital for women .....				8	8	8
Land acquisition and development fund .....				(*)	(*)	(*)
International Assistance Program:						
International Security Assistance:						
Foreign military loan program .....	493	376		1,379	1,872	1,872
Military debt reduction .....				2	2	2
Agency for International Development:						
International debt reduction .....				115	115	115
Microenterprise and small enterprise development .....				2	2	2
Overseas Private Investment Corporation .....				63	63	63
Small Business Administration:						
Business loan fund .....			-18	430	430	430
Disaster loan fund .....			-827	9,582	9,582	9,582
Independent agencies:						
Export-Import Bank of the United States .....			62	6,683	6,683	6,683
Federal Communications Commission:						
Spectrum auction loan fund .....				5,307	5,307	5,307
Presidio trust fund .....				40	40	40
Railroad Retirement Board:						
Rail industry pension fund .....				2,128	2,128	2,128
Social Security equivalent benefit account .....	235	491	470	2,746	3,001	3,237
Smithsonian Institution:						
John F. Kennedy Center parking facilities .....				20	20	20
Tennessee Valley Authority .....				150	150	150
<b>Total agency borrowing from the Treasury financed through public debt securities issued .....</b>	<b>-18,226</b>	<b>-9,564</b>	<b>-13,232</b>	<b>191,596</b>	<b>200,258</b>	<b>182,032</b>
<b>Borrowing from the Federal Financing Bank:</b>						
Department of Agriculture:						
Rural Housing Service:						
Rural housing insurance fund .....	-220	-220	-350	5,540	5,540	5,320
Rural Utilities Service:						
Rural electrification and telecommunications fund .....	132	34	140	17,317	17,219	17,351
Rural development insurance fund .....	-260	-260		3,410	3,410	3,150
Department of Defense:						
Department of Navy .....				1,624	1,624	1,624
Defense agencies .....				-577	-577	-577
Department of Education:						
Historically Black college and university capital financing fund .....	(*)	1	10	21	21	22
Department of Health and Human Services:						
Medical facilities guarantee and loan fund .....				1	1	1
Health maintenance organization loan and loan guarantee fund .....				(*)	(*)	(*)
Department of Housing and Urban Development:						
Low-rent housing – loans and other expenses .....	-70	-70	-71	1,348	1,348	1,279
Community development grants .....		-1	-1	10	10	10
Department of Interior:						
Assistance to territories .....				15	15	15
Department of Transportation:						
Railroad rehabilitation and improvement loan fund .....				4	4	4
General Services Administration:						
Federal buildings fund .....	-3	-3	-13	2,313	2,313	2,310
International Assistance Program:						
Foreign military financing program .....	-13	-16	-16	2,390	2,388	2,375
Small Business Administration:						
Business loan fund .....	-2	-5	-7	159	157	155
Independent agencies:						
National Credit Union Administration .....			841			
Postal Service .....	-674	-2,128	-807	9,262	7,808	7,134
<b>Total borrowing from the Federal Financing Bank .....</b>	<b>-1,110</b>	<b>-2,667</b>	<b>-273</b>	<b>42,837</b>	<b>41,280</b>	<b>40,170</b>

Note: This table includes lending by the Federal Financing Bank accomplished by the purchase of agency financial assets, by the acquisition of agency debt securities, and by direct loans on behalf of an agency. The Federal Financing Bank borrows from Treasury and issues its own securities and in turn may loan these funds to agencies in lieu of agencies borrowing directly through Treasury or issuing their own securities.

... No Transactions.

(\*) Less than \$500,000.

Note: Details may not add to totals due to rounding.

**Table 6. Schedule D—Investments of Federal Government Accounts in Federal Securities, November 2000 and Other Periods**

[\$ millions]

Classification	Net Purchases or Sales (-)			Securities Held as Investments Current Fiscal Year		
	This Month	Fiscal Year to Date		Beginning of		Close of This month
		This Year	Prior Year	This Year	This Month	
<b>Federal funds:</b>						
Department of Agriculture .....	1	1	.....	22	22	23
Department of Commerce .....	-3	-1	.....	4	5	3
Department of Defense—Military:						
Defense cooperation account .....	.....	(* *)	(* *)	1	1	1
Department of Energy .....	888	1,174	926	19,713	20,000	20,888
Department of Housing and Urban Development:						
Housing Programs:						
Federal Housing Administration fund .....	993	491	404	17,266	16,765	17,757
Government National Mortgage Association:						
Guarantees of mortgage-backed securities .....	46	74	62	6,190	6,218	6,264
Other .....	256	256	-205	.....	.....	256
Department of the Interior .....	-303	18	66	3,477	3,798	3,495
Department of Labor .....	52	-5	146	10,578	10,522	10,573
Department of Transportation .....	.....	.....	(* *)	107	107	107
Department of the Treasury .....	-74	-335	-97	11,417	11,156	11,082
Department of Veterans Affairs:						
Canteen service revolving fund .....	-2	-5	-4	39	36	34
Veterans reopened insurance fund .....	-3	-7	-6	500	496	493
Servicemen's group life insurance fund .....	.....	.....	.....	5	5	5
Independent agencies:						
Export-Import Bank of the United States .....	36	79	265	1,064	1,107	1,143
Federal Deposit Insurance Corporation:						
Bank insurance fund .....	333	347	-248	29,326	29,339	29,673
Savings association insurance fund .....	118	152	118	10,747	10,781	10,899
FSLIC resolution fund .....	12	-67	-32	2,508	2,428	2,441
National Credit Union Administration .....	35	145	-55	4,372	4,482	4,518
Postal Service .....	.....	-1,086	-809	1,086	.....	.....
Tennessee Valley Authority .....	.....	.....	1,000	.....	.....	.....
Other .....	82	845	49	3,619	4,382	4,463
Other .....	69	-237	-510	4,512	4,206	4,275
Total public debt securities .....	2,535	1,839	1,071	126,551	125,855	128,390
<b>Total Federal funds .....</b>	<b>2,535</b>	<b>1,839</b>	<b>1,071</b>	<b>126,551</b>	<b>125,855</b>	<b>128,390</b>
<b>Trust funds:</b>						
Legislative Branch:						
Library of Congress .....	-46	12	(* *)	33	91	45
United States Tax Court .....	.....	.....	(* *)	7	7	7
Other .....	(* *)	(* *)	(* *)	39	39	39
Judicial Branch:						
Judicial retirement funds .....	31	6	-8	497	472	503
Department of Agriculture .....	-1	-1	.....	2	2	1
Department of Defense—Military:						
Voluntary separation incentive fund .....	(* *)	4	-3	886	890	890
Other .....	-5	-5	(* *)	62	61	56



**Table 6. Schedule D—Investments of Federal Government Accounts in Federal Securities, November 2000 and Other Periods—Continued**

Classification	[\$ millions]					
	Net Purchases or Sales (-)			Securities Held as Investments Current Fiscal Year		
	This Month	Fiscal Year to Date		Beginning of		Close of This month
This Year		Prior Year	This Year	This Month		
<b>Trust Funds—Continued</b>						
Department of Health and Human Services:						
Federal hospital insurance trust fund .....	1,203	414	-14,469	168,859	168,069	169,272
Federal supplementary medical insurance trust fund .....	-787	-729	19,195	45,075	45,133	44,346
Other .....	11	22	12	1,598	1,608	1,619
Department of the Interior .....	.....	.....	-387	(* *)	(* *)	(* *)
Department of Justice .....	-7	-5	75	101	103	96
Department of Labor:						
Unemployment trust fund .....	1,420	498	610	86,399	85,477	86,897
Other .....	-11	-22	-21	64	52	41
Department of State:						
Foreign Service retirement and disability fund .....	-22	-47	-57	10,658	10,633	10,611
Other .....	.....	1	3	.....	1	1
Department of Transportation:						
Airport and airway trust fund .....	695	1,039	-111	13,097	13,441	14,136
Highway trust fund .....	590	-164	318	31,023	30,269	30,859
Other .....	15	15	14	2,392	2,392	2,407
Department of Treasury .....	-35	-58	-72	338	315	280
Department of Veterans Affairs:						
General post fund, national homes .....	-1	-4	(* *)	57	55	53
National service life insurance .....	-75	-152	-142	11,804	11,727	11,653
United States government life insurance fund .....	-1	-2	-2	73	73	72
Veterans special life insurance fund .....	-6	-11	-12	1,709	1,703	1,698
Corps of Engineers .....	93	150	5	2,085	2,142	2,235
Other Defense Civil Programs:						
Military retirement fund .....	3,583	18,449	17,657	149,348	164,213	167,797
Other .....	-10	21	41	937	968	958
Environmental Protection Agency .....	-118	-152	-3	5,795	5,761	5,643
Federal Emergency Management Agency .....	-2	-3	(* *)	1	(* *)	-1
National Aeronautics and Space Administration .....	.....	.....	.....	14	14	14
Office of Personnel Management:						
Civil service retirement and disability fund:						
Public debt securities .....	-2,270	-4,645	-4,363	511,986	509,611	507,341
Agency securities .....	.....	.....	.....	51	51	51
Employees life insurance fund .....	327	386	377	22,372	22,431	22,758
Employees and retired employees health benefits fund .....	124	109	65	5,989	5,975	6,098
Social Security Administration:						
Federal old-age and survivors insurance trust fund .....	1,904	4,507	6,196	893,519	896,121	898,026
Federal disability insurance trust fund .....	676	1,131	593	113,707	114,162	114,838
Independent agencies:						
Harry S. Truman Memorial Scholarship trust fund .....	.....	-1	(* *)	58	57	57
Japan-United States Friendship Commission .....	.....	.....	1	42	42	42
Railroad Retirement Board .....	21	166	351	24,823	24,969	24,990
Other .....	26	1	-42	3,711	3,686	3,712
Total public debt securities .....	7,323	20,929	25,820	2,109,161	2,122,767	2,130,091
Total agency securities .....	.....	.....	.....	51	51	51
<b>Total trust funds .....</b>	<b>7,323</b>	<b>20,929</b>	<b>25,820</b>	<b>2,109,212</b>	<b>2,122,818</b>	<b>2,130,142</b>
<b>Grand total .....</b>	<b>9,858</b>	<b>22,769</b>	<b>26,891</b>	<b>2,235,763</b>	<b>2,248,673</b>	<b>2,258,532</b>

... No Transactions.  
 (\* \*) Less than \$500,000.

Note: Investments are in public debt securities unless otherwise noted.  
 Note: Details may not add to totals due to rounding.

**Table 6. Schedule E—Net Activity, Guaranteed and Direct Loan Financing, November 2000 and Other Periods**

[\$ millions]

Classification	Net Transactions (-) denotes net reduction of asset accounts			Account Balances Current Fiscal Year		
	This Month	Fiscal Year to Date		Beginning of		Close of This month
		This Year	Prior Year	This Year	This Month	
<b>Guaranteed Loan Financing Activity:</b>						
Department of Agriculture:						
Farm Service Agency:						
Commodity Credit Corporation export fund .....	-49	-57	-39	-774	-782	-831
Agricultural credit insurance fund .....	(*)	3	2	-265	-262	-262
Rural Housing Service:						
Rural community facility loans .....	(*)	(*)	(*)	1	1	1
Rural housing insurance fund .....	4	5	2	-195	-194	-190
Rural Business-Cooperative Service:						
Rural business and industry loans .....	13	18	9	-59	-54	-41
Rural Utilities Service:						
Rural water and waste disposal fund .....	(*)	(*)	(*)	-24	-24	-24
Department of Commerce:						
National Oceanic and Atmospheric Administration:						
Fishing vessel obligations .....	(*)	(*)	(*)	7	7	7
Department of Defense—Military .....	(*)	2	.....	-5	-3	-3
Department of Education:						
Office of Student Financial Assistance:						
Federal family education loans .....	592	581	189	-10,464	-10,475	-9,882
Department of Health and Human Services:						
Health Resources and Services Administration:						
Health center loans .....	(*)	(*)	.....	(*)	(*)	(*)
Health education assistance loans .....	1	2	2	-305	-304	-303
Department of Housing and Urban Development:						
Public and Indian Housing Programs:						
Indian housing loans .....	(*)	(*)	(*)	-8	-8	-8
Community Planning and Development:						
Community development loans .....	.....	(*)	(*)	-22	-22	-22
Housing Programs:						
FHA-Mutual mortgage insurance loans .....	-122	-113	-136	3,211	3,220	3,098
FHA-General and special risk fund .....	-34	-75	-57	-832	-872	-906
Government National Mortgage Association:						
Guarantees of mortgaged-backed securities .....	-32	-62	-61	-615	-645	-677
Department of the Interior:						
Bureau of Indian Affairs .....	(*)	(*)	(*)	-43	-43	-43
Department of Transportation:						
Maritime Administration .....	(*)	-5	-5	-270	-275	-275
Department of Veterans Affairs:						
Veterans Benefits Administration:						
Veterans housing benefit program fund .....	-7	-16	17	-5,129	-5,138	-5,145
International Assistance Program:						
Agency for International Development:						
Ukraine export credit insurance fund .....	.....	.....	.....	-32	-32	-32
Loan guarantees to Israel .....	.....	.....	.....	-587	-587	-587
Urban and environmental credit guaranteed loans .....	-1	1	1	-77	-75	-76
Microenterprise and small enterprise development .....	(*)	(*)	(*)	-2	-2	-2
Development credit authority loan fund .....	.....	.....	.....	(*)	(*)	(*)
Overseas Private Investment Corporation .....	-3	-8	-12	-452	-457	-460
Small Business Administration:						
Business loan fund .....	-331	-362	-62	-906	-937	-1,268
Independent agencies:						
Export-Import Bank of the United States .....	-93	-126	-262	-5,109	-5,142	-5,235
<b>Net Activity, Guaranteed Loan Financing .....</b>	<b>-61</b>	<b>-212</b>	<b>-414</b>	<b>-22,956</b>	<b>-23,107</b>	<b>-23,168</b>
<b>Direct Loan Financing Activity:</b>						
Department of Agriculture:						
Farm Service Agency:						
Agricultural credit insurance fund .....	-12	-62	-37	2,822	2,772	2,760
Farm storage facility loans .....	18	28	.....	10	20	38
Natural Resources Conservation Service:						
Agricultural resource conservation demonstration program .....	.....	.....	.....	-1	-1	-1
Rural Housing Service:						
Rural community facility loans fund .....	2	14	13	567	578	580
Rural housing insurance fund .....	8	25	37	8,406	8,422	8,431
Rural Business-Cooperative Service:						
Rural business and industry loan fund .....	2	9	3	68	75	77
Rural development loan fund .....	1	2	2	151	153	153
Rural economic development loan fund .....	(*)	2	(*)	57	59	59
Rural Utilities Service:						
Rural water and waste disposal loans .....	33	116	83	2,481	2,563	2,597
Rural electrification and telecommunications fund .....	158	177	176	6,572	6,591	6,749
Rural telephone bank .....	2	7	-1	221	225	228

**Table 6. Schedule E—Net Activity, Guaranteed and Direct Loan Financing, November 2000 and Other Periods—Continued**

[\$ millions]

Classification	Net Transactions (-) denotes net reduction of asset accounts			Account Balances Current Fiscal Year		
	This Month	Fiscal Year to Date		Beginning of		Close of This month
		This Year	Prior Year	This Year	This Month	
<b>Direct Loan Financing Activity:—Continued</b>						
Department of Agriculture:—Continued						
Distance learning and telemedicine program .....	(**)	(**)	(**)	1	1	1
Rural development insurance fund .....				1,065	1,065	1,065
Foreign Agricultural Service:						
P.L. 480 direct loan fund .....	-4	-8	24	505	500	497
International debt reduction .....	-1	-1		15	15	14
P.L. 480, title 1, Food for progress credits .....	-2	-2	-2	175	175	173
Department of Commerce:						
National Oceanic and Atmospheric Administration:						
Fisheries finance .....	4	4	2	128	129	132
Department of Education:						
Office of Postsecondary Education:						
College housing and academic facilities loans .....	(**)	(**)	(**)	22	22	22
Historically Black college and university capital financing fund .....	(**)	1	10	21	21	22
Office of Student Financial Assistance:						
Federal direct student loan program .....	32	1,102	1,166	63,081	64,150	64,183
Department of Housing and Urban Development:						
Housing Programs:						
FHA-Mutual mortgage insurance loans .....	(**)	(**)	(**)	-6	-6	-6
FHA-General and special risk fund .....	(**)	(**)	(**)	(**)	(**)	(**)
Department of the Interior:						
Bureau of Reclamation .....			(**)	91	91	91
Bureau of Indian Affairs .....	(**)	(**)	(**)	17	17	17
Assistance to American Samoa loan fund .....	10	10				10
Department of State:						
Administration of Foreign Affairs:						
Repatriation loans .....	(**)	(**)	(**)	-2	-3	-3
Department of Transportation:						
Office of the Secretary:						
Minority business resource center .....	(**)	(**)	(**)	7	7	7
Federal Highway Administration:						
Transportation infrastructure finance and innovation fund .....				295	295	295
Federal Railroad Administration:						
Alameda corridor project .....				454	454	454
Railroad rehabilitation and improvement loan fund .....				2	2	2
Amtrak corridor improvement loans .....				-1	-1	-1
Department of the Treasury:						
Departmental Offices:						
Community development financial institutions fund .....	(**)	(**)	(**)	9	9	9
Financial Management Service .....				(**)	(**)	(**)
Department of Veterans Affairs:						
Veterans Benefits Administration:						
Veterans housing benefit program fund .....	45	143	-268	1,490	1,588	1,633
Native American veteran housing fund .....	(**)	(**)	1	16	16	16
Vocational rehabilitation loan fund .....	(**)	(**)	(**)	1	1	1
Environmental Protection Agency:						
Abatement, control, and compliance loan program .....	-1	-1	-1	31	31	30
Federal Emergency Management Agency:						
Disaster assistance loan fund .....			(**)	-9	-9	-9
General Services Administration:						
Columbia hospital for women .....				7	7	7
International Assistance Program:						
International Security Assistance:						
Foreign military loan program .....	-59	-86	-63	1,310	1,282	1,224
Military debt reduction .....	(**)	(**)	-3	2	2	2
Agency for International Development:						
International debt reduction .....		-4	-3	4	-1	-1
Microenterprise and small enterprise development .....				1	1	1
Overseas Private Investment Corporation .....	(**)	(**)	-1	29	30	30
Small Business Administration:						
Business loan fund .....	(**)	-1	-18	-32	-33	-33
Disaster loan fund .....	80	67	-319	4,509	4,497	4,576
Independent agencies:						
Export-Import Bank of the United States .....	71	69	378	5,572	5,570	5,641
Federal Communications Commission:						
Spectrum auction loan fund .....	-10	-72	-64	5,297	5,235	5,225
<b>Net Activity, Direct Loan Financing .....</b>	<b>377</b>	<b>1,536</b>	<b>1,112</b>	<b>105,459</b>	<b>106,619</b>	<b>106,996</b>

Note: Federal credit programs provide benefits to the public in the form of direct loans and loan guarantees. This table reflects cash transactions and balances of the nonbudgetary financing fund accounts that result from the disbursement of loans, collection of fees, repayment of principle, sale of collateral, interest, and subsidy received from the credit program accounts at net present value in accordance with the *Credit Reform Act of 1990*. Unreimbursed costs such as

administrative expenses and subsidy payments are reported on a cash basis and included within each program's budgetary totals in Table 5.

... No Transactions.

(\*\*) Less than \$500,000.

Note: Details may not add to totals due to rounding.

**Table 7. Receipts and Outlays of the U.S. Government by Month, Fiscal Year 2001**  
 [\$ millions]

Classification	Oct.	Nov.	Dec.	Jan.	Feb.	March	April	May	June	July	Aug.	Sept.	Fiscal Year To Date	Comparable Period Prior F.Y.
<b>Receipts:</b>														
Individual income taxes .....	75,969	60,489											136,458	120,982
Corporation income taxes .....	1,709	2,047											3,756	3,833
Social insurance and retirement receipts:														
Employment and general retirement .....	45,247	48,536											93,783	88,171
Unemployment insurance .....	1,509	2,431											3,940	3,916
Other retirement .....	399	416											816	804
Excise taxes .....	4,235	6,030											10,265	10,253
Estate and gift taxes .....	2,868	2,141											5,009	5,019
Customs duties .....	1,900	1,640											3,540	3,408
Miscellaneous receipts .....	1,275	1,935											3,210	6,023
<b>Total—Receipts this year .....</b>	<b>135,111</b>	<b>125,666</b>											<b>260,776</b>	<b>.....</b>
<b>(On-budget) .....</b>	<b>101,120</b>	<b>89,215</b>											<b>190,335</b>	<b>.....</b>
<b>(Off-budget) .....</b>	<b>33,990</b>	<b>36,450</b>											<b>70,441</b>	<b>.....</b>
<i>Total—Receipts prior year .....</i>	<i>121,035</i>	<i>121,375</i>											<i>.....</i>	<i>242,410</i>
<i>(On budget) .....</i>	<i>89,009</i>	<i>86,909</i>											<i>.....</i>	<i>175,918</i>
<i>(Off budget) .....</i>	<i>32,026</i>	<i>34,466</i>											<i>.....</i>	<i>66,493</i>
<b>Outlays</b>														
Legislative Branch .....	521	229											750	737
Judicial Branch .....	283	401											684	717
Department of Agriculture:														
Commodity Credit Corporation and Foreign Agricultural Service .....	4,491	3,584											8,074	13,590
Other .....	3,888	3,172											7,060	6,976
Department of Commerce .....	511	490											1,001	978
Department of Defense:														
Military:														
Military Personnel .....	3,438	6,253											9,691	11,797
Operation and Maintenance .....	6,183	8,966											15,149	15,266
Procurement .....	4,210	4,441											8,650	7,880
Research, Development, Test, and Evaluation .....	3,149	2,899											6,048	5,549
Military Construction .....	420	495											915	880
Family Housing .....	235	244											479	488
Revolving and Management funds .....	173	792											965	493
Other .....	2,285	-755											1,530	1,768
<b>Total Military .....</b>	<b>20,093</b>	<b>23,335</b>											<b>43,428</b>	<b>44,122</b>
Department of Education .....	2,558	2,756											5,314	5,405
Department of Energy .....	1,245	1,261											2,507	2,547
Department of Health and Human Services:														
Public Health Service .....	2,541	2,615											5,156	4,431
Health Care Financing Administration:														
Grants to States for Medicaid .....	11,393	9,781											21,174	18,763
Federal hospital ins. trust fund .....	10,975	10,913											21,888	21,051
Federal supp. med. ins. trust fund .....	8,031	8,147											16,178	14,071
Other .....	5,624	5,631											11,255	10,561
Administration for Children and Families .....	2,891	3,666											6,557	5,310
Other .....	-7,102	-7,131											-14,233	-13,704
Department of Housing and Urban Development .....	2,932	2,860											5,792	5,479
Department of the Interior .....	858	786											1,644	1,309
Department of Justice .....	1,878	2,057											3,935	3,389
Department of Labor:														
Unemployment trust fund .....	1,833	1,724											3,557	3,335
Other .....	768	872											1,640	1,279
Department of State .....	1,010	671											1,681	1,019
Department of Transportation:														
Highway trust fund .....	2,410	2,220											4,630	4,268
Other .....	2,321	1,996											4,317	3,872
Department of the Treasury:														
Interest on the public debt .....	19,755	25,690											45,445	45,063
Other .....	479	571											1,050	237
Department of Veterans Affairs:														
Compensation and pensions .....	121	1,813											1,934	3,526
National service life .....	75	78											153	149
United States Government Life .....	1	1											2	2
Other .....	2,050	1,731											3,781	3,794

**Table 7. Receipts and Outlays of the U.S. Government by Month, Fiscal Year 2001—Continued**  
 [\$ millions]

Classification	Oct.	Nov.	Dec.	Jan.	Feb.	March	April	May	June	July	Aug.	Sept.	Fiscal Year To Date	Comparable Period Prior F.Y.
<b>Outlays—Continued</b>														
Corps of Engineers .....	397	440											837	635
Other Defense Civil Programs .....	2,742	2,796											5,538	5,353
Environmental protection .....	670	565											1,235	1,101
Executive Office of the President .....	17	22											39	41
Federal Emergency Management Agency .....	248	248											497	883
General Services Administration .....	426	-396											30	507
International Assistance Program:														
International Security Assistance .....	217	523											740	320
Multilateral Assistance .....	425	2											427	278
International Development Assistance .....	201	247											448	622
Other .....	-95	-103											-198	528
National Aeronautics and Space Administration .....	1,153	1,217											2,370	2,189
National Science Foundation .....	262	304											565	535
Office of Personnel Management .....	4,288	3,872											8,160	7,693
Small Business Administration .....	64	160											224	88
Social Security Administration:														
Federal old-age and survivors ins. trust fund (off-budget) .....	29,880	29,450											59,330	56,352
Federal disability ins. trust fund (off-budget) .....	4,668	4,748											9,416	8,910
Other .....	115	2,401											2,516	4,930
Independent agencies:														
Fed. Deposit Ins. Corp:														
Bank insurance fund .....	-14	-333											-346	271
Savings association insurance fund .....	-34	-118											-152	-110
FSLIC resolution fund:														
RTC closeout .....	22	-103											-81	-415
Other .....	79	-12											67	32
Office of Inspector General .....														
Postal Service:														
Public enterprise funds (off-budget) .....	-112	-862											-974	505
Payments to the Postal Service fund .....	93												93	100
Tennessee Valley Authority .....	-338	22											-317	6
Other independent agencies .....	1,258	1,668											2,926	4,122
Undistributed offsetting receipts:														
Employer share, employee retirement .....	-2,837	-2,932											-5,768	-5,654
Interest received by trust funds .....	-859	-5,778											-6,637	-5,649
Rents and royalties on outer continental shelf lands .....	-938	-616											-1,554	-683
Sale of major assets .....														
Other .....	(*)	(*)											(*)	(*)
<b>Totals this year:</b>														
<b>Total outlays .....</b>	<b>146,431</b>	<b>149,356</b>											<b>295,787</b>	<b>.....</b>
<b>(On-budget) .....</b>	<b>115,839</b>	<b>116,736</b>											<b>232,576</b>	<b>.....</b>
<b>(Off-budget) .....</b>	<b>30,592</b>	<b>32,620</b>											<b>63,212</b>	<b>.....</b>
<b>Total-surplus (+) or deficit (-) .....</b>	<b>-11,321</b>	<b>-23,690</b>											<b>-35,011</b>	<b>.....</b>
<b>(On-budget) .....</b>	<b>-14,719</b>	<b>-27,521</b>											<b>-42,240</b>	<b>.....</b>
<b>(Off-budget) .....</b>	<b>+3,398</b>	<b>+3,831</b>											<b>+7,229</b>	<b>.....</b>
<b>Total borrowing from the public ...</b>	<b>-29,666</b>	<b>41,325</b>											<b>11,659</b>	<b>11,886</b>
<i>Total-outlays prior year .....</i>	<i>147,361</i>	<i>148,406</i>											<i>.....</i>	<i>295,768</i>
<i>(On-budget) .....</i>	<i>119,165</i>	<i>116,386</i>											<i>.....</i>	<i>235,552</i>
<i>(Off-budget) .....</i>	<i>28,196</i>	<i>32,020</i>											<i>.....</i>	<i>60,216</i>
<i>Total-surplus (+) or deficit (-) prior year .....</i>	<i>-26,326</i>	<i>-27,031</i>											<i>.....</i>	<i>-53,357</i>
<i>(On-budget) .....</i>	<i>-30,157</i>	<i>-29,477</i>											<i>.....</i>	<i>-59,634</i>
<i>(Off-budget) .....</i>	<i>+3,830</i>	<i>+2,446</i>											<i>.....</i>	<i>+6,277</i>

... No transactions.

(\*) Less than \$500,000.

Note: Details may not add to totals due to rounding.

**Table 8. Trust Fund Impact on Budget Results and Investment Holdings as of November 30, 2000**

[\$ millions]

Classification	This Month			Fiscal Year to Date			Securities held as Investments Current Fiscal Year		
	Receipts	Outlays	Excess	Receipts	Outlays	Excess	Beginning of		Close of This Month
							This Year	This Month	
<b>Trust receipts, outlays, and investments held:</b>									
Airport and airway .....	882	413	469	1,381	1,071	310	13,097	13,441	14,136
Black lung disability .....	49	37	12	86	72	14	.....	.....	.....
Federal disability insurance .....	5,398	4,748	649	10,621	9,416	1,205	113,707	114,162	114,838
Federal employees life and health .....	.....	-423	423	.....	-483	483	28,362	28,406	28,857
Federal employees retirement .....	1,636	3,825	-2,189	3,123	7,731	-4,607	523,200	520,775	518,513
Federal hospital insurance .....	12,137	10,976	1,161	23,406	22,015	1,391	168,859	168,069	169,272
Federal old-age and survivors insurance ...	31,769	29,450	2,319	64,379	59,330	5,050	893,519	896,121	898,026
Federal supplementary medical insurance ..	7,282	8,147	-865	14,581	16,178	-1,597	45,075	45,133	44,346
Hazardous substance superfund .....	656	128	528	670	238	431	4,126	4,082	3,953
Highways .....	2,805	2,416	388	4,882	4,972	-90	31,023	30,269	30,859
Military advances .....	977	902	75	1,987	1,625	362	.....	.....	.....
Military retirement .....	6,194	2,771	3,424	23,627	5,534	18,094	149,348	164,213	167,797
Railroad retirement .....	594	684	-89	1,311	1,369	-58	24,823	24,969	24,990
Unemployment .....	2,478	1,731	747	4,040	3,571	469	86,399	85,477	86,897
Veterans life insurance .....	17	98	-82	35	196	-161	13,587	13,503	13,422
All other trust .....	376	595	-218	704	1,535	-831	14,088	14,198	14,235
<b>Total trust fund receipts and outlays and investments held from Table 6-D .....</b>	<b>73,252</b>	<b>66,499</b>	<b>6,753</b>	<b>154,834</b>	<b>134,371</b>	<b>20,463</b>	<b>2,109,212</b>	<b>2,122,818</b>	<b>2,130,142</b>
Less: Interfund transactions .....	17,946	17,946	.....	49,564	49,564	.....	.....	.....	.....
Trust fund receipts and outlays on the basis of Tables 4 & 5 .....	55,306	48,553	6,753	105,270	84,806	20,463	.....	.....	.....
<b>Total Federal fund receipts and outlays .....</b>	<b>70,382</b>	<b>100,825</b>	<b>-30,443</b>	<b>155,551</b>	<b>211,025</b>	<b>-55,474</b>	.....	.....	.....
Less: Interfund transactions .....	22	22	.....	44	44	.....	.....	.....	.....
Federal fund receipts and outlays on the basis of Table 4 & 5 .....	70,360	100,803	-30,443	155,507	210,981	-55,474	.....	.....	.....
<b>Net budget receipts &amp; outlays .....</b>	<b>125,666</b>	<b>149,356</b>	<b>-23,690</b>	<b>260,776</b>	<b>295,787</b>	<b>-35,011</b>	.....	.....	.....

Note: Interfund receipts and outlays are transactions between Federal funds and trust funds such as Federal payments and contributions, and interest and profits on investments in Federal securities. They have no net effect on overall budget receipts and outlays since the receipts side

of such transactions is offset against budget outlays. In this table, Interfund receipts are shown as an adjustment to arrive at total receipts and outlays of trust funds respectively.

**Table 9. Summary of Receipts by Source, and Outlays by Function of the U.S. Government, November 2000 and Other Periods**

[\$ millions]

Classification	This Month	Fiscal Year To Date	Comparable Period Prior Fiscal Year
<b>NET RECEIPTS</b>			
Individual income taxes .....	60,489	136,458	120,982
Corporation income taxes .....	2,047	3,756	3,833
Social insurance and retirement receipts:			
Employment and general retirement .....	48,536	93,783	88,171
Unemployment insurance .....	2,431	3,940	3,916
Other retirement .....	416	816	804
Excise taxes .....	6,030	10,265	10,253
Estate and gift taxes .....	2,141	5,009	5,019
Customs duties .....	1,640	3,540	3,408
Miscellaneous receipts .....	1,935	3,210	6,023
<b>Total .....</b>	<b>125,666</b>	<b>260,776</b>	<b>242,410</b>
<b>NET OUTLAYS</b>			
National defense .....	24,445	45,923	46,782
International affairs .....	1,326	3,121	2,522
General science, space, and technology .....	1,776	3,452	3,185
Energy .....	74	-1,126	-509
Natural resources and environment .....	2,100	4,232	3,599
Agriculture .....	3,547	8,572	14,159
Commerce and housing credit .....	-709	135	2,794
Transportation .....	4,221	8,950	8,118
Community and regional development .....	1,133	2,344	2,541
Education, training, employment and social services .....	5,014	10,076	9,239
Health .....	13,111	27,910	24,353
Medicare .....	17,287	34,506	31,609
Income security .....	18,950	35,435	35,823
Social security .....	34,194	68,741	65,256
Veterans benefits and services .....	3,644	5,866	7,452
Administration of justice .....	2,741	5,286	4,706
General government .....	1,134	2,373	1,772
Net interest .....	18,916	37,315	38,704
Undistributed offsetting receipts .....	-3,547	-7,322	-6,337
<b>Total .....</b>	<b>149,356</b>	<b>295,787</b>	<b>295,768</b>

... No transactions.

Note: Details may not add to totals due to rounding.

# Explanatory Notes

## 1. Flow of Data Into Monthly Treasury Statement

The *Monthly Treasury Statement (MTS)* is assembled from data in the central accounting system. The major sources of data include monthly accounting reports by Federal entities and disbursing officers, and daily reports from the Federal Reserve banks. These reports detail accounting transactions affecting receipts and outlays of the Federal Government and off-budget Federal entities, and their related effect on the assets and liabilities of the U.S. Government. Information is presented in the *MTS* on a modified cash basis.

## 2. Notes on Receipts

Receipts included in the report are classified into the following major categories: (1) budget receipts and (2) offsetting collections (also called applicable receipts). Budget receipts are collections from the public that result from the exercise of the Government's sovereign or governmental powers, excluding receipts offset against outlays. These collections, also called governmental receipts, consist mainly of tax receipts (including social insurance taxes), receipts from court fines, certain licenses, and deposits of earnings by the Federal Reserve System. Refunds of receipts are treated as deductions from gross receipts.

Offsetting collections are from other Government accounts or the public that are of a business-type or market-oriented nature. They are classified into two major categories: (1) offsetting collections credited to appropriations or fund accounts, and (2) offsetting receipts (i.e., amounts deposited in receipt accounts). Collections credited to appropriation or fund accounts normally can be used without appropriation action by Congress. These occur in two instances: (1) when authorized by law, amounts collected for materials or services are treated as reimbursements to appropriations and (2) in the three types of revolving funds (public enterprise, intragovernmental, and trust); collections are netted against spending, and outlays are reported as the net amount.

Offsetting receipts in receipt accounts cannot be used without being appropriated. They are subdivided into two categories: (1) proprietary receipts—these collections are from the public and they are offset against outlays by agency and by function, and (2) intragovernmental funds—these are payments into receipt accounts from Governmental appropriation or funds accounts. They finance operations within and between Government agencies and are credited with collections from other Government accounts. The transactions may be intrabudgetary when the payment and receipt both occur within the budget or from receipts from off-budget Federal entities in those cases where payment is made by a Federal entity whose budget authority and outlays are excluded from the budget totals.

Intrabudgetary transactions are subdivided into three categories: (1) interfund transactions, where the payments are from one fund group (either Federal funds or trust funds) to a receipt account in the other fund group; (2) Federal intrafund transactions, where the payments and receipts both occur within the Federal fund group; and (3) trust intrafund transactions, where the payments and receipts both occur within the trust fund group.

Offsetting receipts are generally deducted from budget authority and outlays by function, by subfunction, or by agency. There are four types of receipts, however, that are deducted from budget totals as undistributed offsetting receipts. They are: (1) agencies' payments (including payments by off-budget Federal entities) as employers into employees retirement funds, (2) interest received by trust funds, (3) rents and royalties on the Outer Continental Shelf lands, and (4) other interest (i.e., interest collected on Outer Continental Shelf money in deposit funds when such money is transferred into the budget).

## 3. Notes on Outlays

Outlays are generally accounted for on the basis of checks issued, electronic funds transferred, or cash payments made. Certain outlays do not require issuance of cash or checks. An example is charges made against appropriations for that part of employees' salaries withheld for taxes or savings bond allotments — these are counted as payments to the employee and credits for whatever purpose the money was withheld.

Outlays are stated net of offsetting collections (including receipts of revolving and management funds) and of refunds. Interest on the public debt (public issues) is recognized on the accrual basis. Federal credit programs subject to the Federal Credit Reform Act of 1990 use the cash basis of accounting and are divided into two components. The portion of the credit activities that involve a cost to the Government (mainly subsidies) is included within the budget program accounts. The remaining portion of the credit activities are in non-budget financing accounts. Outlays of off-budget Federal entities are excluded by law from budget totals. However, they are shown separately and combined with the on-budget outlays to display total Federal outlays.

## 4. Processing

The data on payments and collections are reported by account symbol into the central accounting system. In turn, the data are extracted from this system for use in the preparation of the *MTS*.

There are two major checks which are conducted to assure the consistency of the data reported:

1. Verification of payment data. The monthly payment activity reported by Federal entities on their Statements of Transactions is compared to the payment activity of Federal entities as reported by disbursing officers.
2. Verification of collection data. Reported collections appearing on Statements of Transactions are compared to deposits as reported by Federal Reserve banks.

## 5. Other Sources of Information About Federal Government Financial Activities

- *A Glossary of Terms Used in the Federal Budget Process, January 1993* (Available from the U.S. General Accounting Office, P.O. Box 6015, Gaithersburg, Md. 20877). This glossary provides a basic reference document of standardized definitions of terms used by the Federal Government in the budgetmaking process.

- *Daily Treasury Statement* (Available from GPO, Washington, D.C. 20402, on a subscription basis only and on the Internet at <http://www.fms.treas.gov/>). The *Daily Treasury Statement* is published each working day of the Federal Government and provides data on the cash and debt operations of the Treasury.

- *Monthly Statement of the Public Debt of the United States* (Available from GPO, Washington, D.C. 20402 on a subscription basis only and on the Internet at <http://www.publicdebt.treas.gov/opd/opd.htm>). This publication provides detailed information concerning the public debt.

- *Treasury Bulletin* (Available from GPO, Washington, D.C. 20402, by subscription or single copy and on the Internet at <http://www.fms.treas.gov/>). Quarterly. Contains a mix of narrative, tables, and charts on Treasury issues, Federal financial operations, international statistics, and special reports.

- *Budget of the United States Government, Fiscal Year 20* — (Available from GPO, Washington, D.C. 20402 and on the Internet at <http://access.gpo.gov/>). This publication is a single volume which provides budget information and contains:

- Budget of the United States Government, FY 20* —
- Appendix, The Budget of the United States Government, FY 20* —
- Analytical Perspectives*
- Historical Tables*
- Citizens Guide to the Federal Budget*

- *United States Government Annual Report and Appendix* (Available from Financial Management Service, U.S. Department of the Treasury, Washington, D.C. 20227). This annual report represents budgetary results at the summary level. The appendix presents the individual receipt and appropriation accounts at the detail level.

**Scheduled Release**

**Listed below are the scheduled release dates for the 2001 Statements.**

<b><u>Accounting Month</u></b>	<b><u>Release Date</u></b>
December 2000	January 22, 2001
January 2001	February 21, 2001
February 2001	March 20, 2001
March 2001	April 19, 2001
April 2001	May 18, 2001
May 2001	June 20, 2001
June 2001	July 20, 2001
July 2001	August 20, 2001
August 2001	September 21, 2001
September 2001	( <sup>1</sup> )
October 2001	November 21, 2001
November 2001	December 20, 2001
December 2001	January 21, 2002

<sup>1</sup>Release date subject to completion of year-end reporting requirements.

For sale by the Superintendent of Documents, U.S. Government Printing  
Office, Washington, D.C. 20402 (202) 512-1800. The subscription price is  
\$38.00 per year (domestic), \$47.00 per year (foreign).  
No single copies are sold.

The Monthly Treasury Statement is now available on the Department of Commerce's Economic Bulletin Board.  
For information call (202) 482-1986.

Internet service subscribers can access the current issue of the Monthly Treasury Statement through the  
Financial Management Service's home page:

<http://www.fms.treas.gov/>