



# Monthly Treasury Statement

of Receipts and Outlays  
of the United States Government

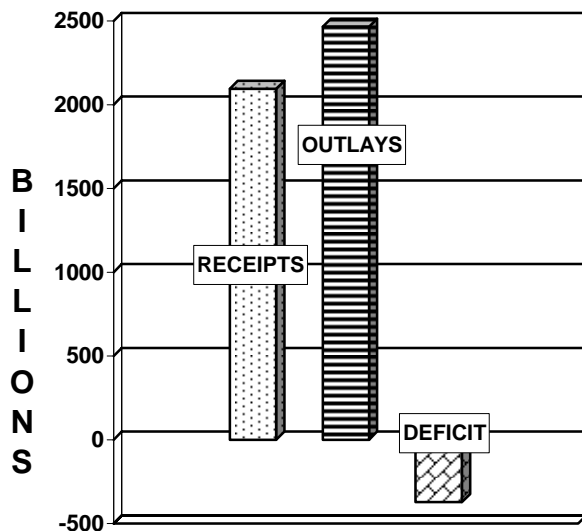
For Fiscal Year 2008 Through July 31, 2008, and Other Periods

## Highlight

The Budget Estimates provided in Table 2 and 3 are based on the Mid-Session Review of the FY 2009 Budget, released by the Office of Management and Budget on July 28, 2008.

Federal Deposit Insurance Corporation disbursed \$15 billion to cover insured deposits at failed financial institutions.

### RECEIPTS, OUTLAYS, AND SURPLUS/DEFICIT THROUGH JULY 2008



#### Contents

Summary, page 2
Receipts, page 6
Outlays, page 7
Means of financing, page 20
Receipts/outlays by month, page 28
Federal trust funds/securities, page 30
Receipts by source/outlays by function, page 30
Explanatory notes, page 31

Compiled and Published by

Department of the Treasury  
Financial Management Service



# Introduction

The *Monthly Treasury Statement of Receipts and Outlays of the United States Government (MTS)* is prepared by the Financial Management Service, Department of the Treasury, and, after approval by the Fiscal Assistant Secretary of the Treasury; is normally released on the 8th workday of the month following the reporting month. The publication is based on data provided by Federal entities, disbursing officers, and Federal Reserve banks.

## AUDIENCE

The *MTS* is published to meet the needs of those responsible for or interested in the cash position of the Treasury, those who are responsible for or interested in the Government's budget results; and individuals and businesses whose operations depend upon or are related to the Government's financial operations.

## DISCLOSURE STATEMENT

This statement summarizes the financial activities of the Federal Government and off-budget Federal entities conducted in accordance with the Budget of the U.S. Government, i.e., receipts and outlays of funds, the surplus or deficit, and the means of financing the deficit or disposing of the surplus. Information is presented on a modified cash basis. Receipts are accounted for on the basis of collections; refunds of receipts are treated as deductions from gross receipts; revolving and

management fund receipts, reimbursements and refunds of monies previously expended are treated as deductions from gross outlays; and interest on the public debt (public issues) is recognized on the accrual basis. Major information sources include accounting data reported by Federal entities, disbursing officers, and Federal Reserve banks.

## TRIAD OF PUBLICATIONS

The *MTS* is part of a triad of Treasury financial reports. The *Daily Treasury Statement* is published each working day of the Federal Government. It provides data on the cash and debt operations of the Treasury based upon reporting of the Treasury account balances by Federal Reserve banks. The *MTS* is a report of Government receipts and outlays, based on agency reporting. The *Combined Statement of Receipts, Outlays, and Balances of the United States Government* is the official publication of the detailed receipts and outlays of the Government. It is published annually in accordance with legislative mandates given to the Secretary of the Treasury.

## DATA SOURCES AND INFORMATION

The Explanatory Notes section of this publication provides information concerning the flow of data into the *MTS* and sources of information relevant to the *MTS*.

**Table 1. Summary of Receipts, Outlays, and the Deficit/Surplus of the U.S. Government, Fiscal Years 2007 and 2008, by Month**

Period	[\$ millions]		
	Receipts	Outlays	Deficit/Surplus (-)
<b>FY 2007</b>			
October.....	167,693	217,014	49,321
November.....	145,866	218,907	73,042
December.....	259,969	218,007	-41,961
January.....	260,609	222,372	-38,236
February.....	120,312	240,305	119,993
March.....	166,490	262,761	96,270
April.....	383,641	205,967	-177,674
May.....	164,239	231,937	67,699
June.....	276,517	249,036	-27,481
July.....	170,439	206,886	36,447
August.....	166,545	283,518	116,973
September.....	285,354	172,488	-112,866
<b>Year-to-Date.....</b>	<b>2,567,672</b>	<b>2,729,199</b>	<b>161,527</b>
<b>FY 2008</b>			
October.....	178,175	235,014	56,838
November.....	151,055	249,293	98,238
December.....	276,982	228,721	-48,261
January.....	255,217	237,379	-17,839
February.....	105,723	281,287	175,563
March.....	178,816	227,028	48,212
April.....	403,751	244,469	-159,282
May.....	124,272	290,199	165,927
June.....	259,912	209,188	-50,725
July.....	160,494	263,261	102,767
<b>Year-to-Date.....</b>	<b>2,094,398</b>	<b>2,465,838</b>	<b>371,441</b>

<sup>1</sup>The receipt, outlay and deficit figures differ from the *FY 2009 Budget*, released by the Office of Management and Budget on February 4, 2008. The deficit figure differs by -\$475 million, due mainly to revisions in the data following the release of the Final Monthly Treasury Statement.

Note: Details may not add to totals due to rounding.

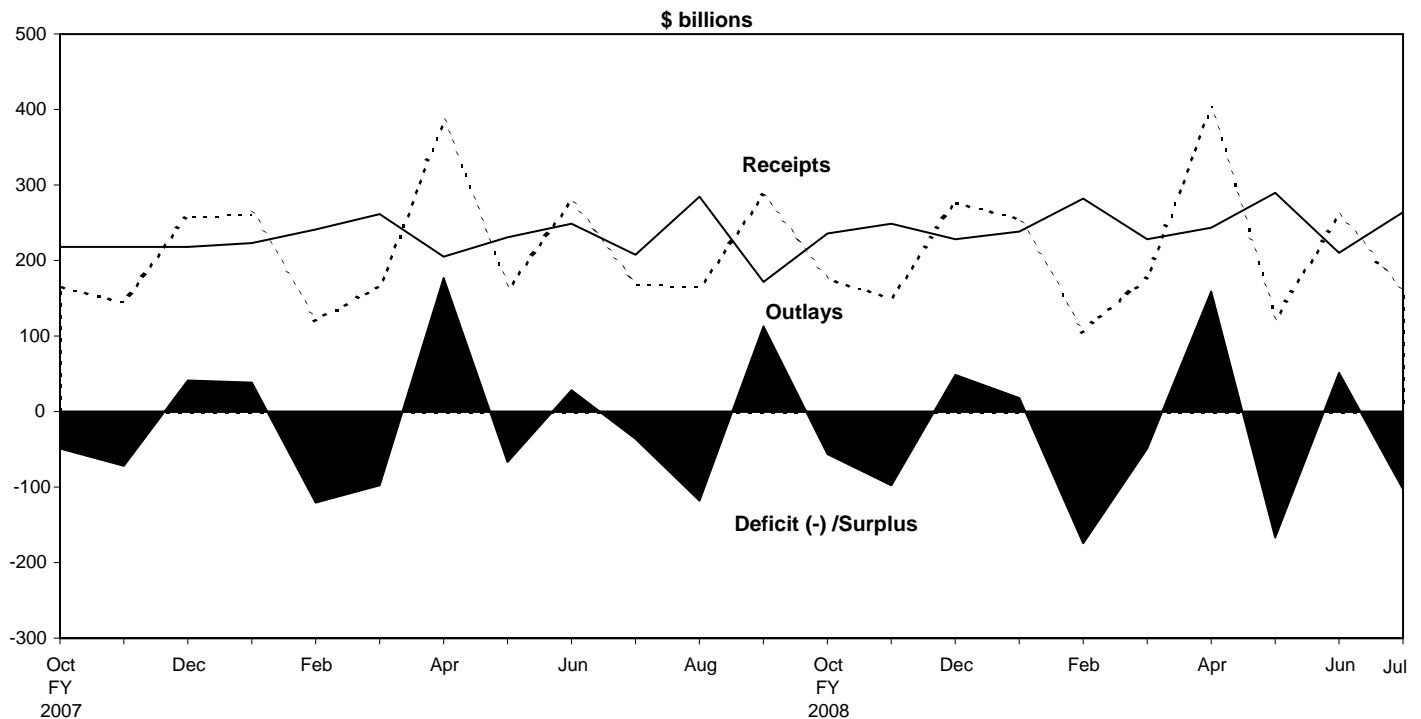
**Table 2. Summary of Budget and Off-Budget Results and Financing of the U.S. Government, July 2008 and Other Periods**

Classification	[\$ millions]				
	This Month	Current Fiscal Year to Date	Budget Estimates Full Fiscal Year <sup>1</sup>	Prior Fiscal Year to Date (2007)	Budget Estimates Next Fiscal Year (2009) <sup>1</sup>
<b>Total On-Budget and Off-Budget Results:</b>					
Total Receipts.....	160,494	2,094,398	2,552,940	2,115,773	2,651,363
On-Budget Receipts.....	110,050	1,541,003	1,896,112	1,584,085	1,968,990
Off-Budget Receipts.....	50,444	553,395	656,828	531,688	682,373
<hr/>					
Total Outlays.....	263,261	2,465,838	2,942,377	2,273,193	3,133,202
On-Budget Outlays.....	217,179	2,098,278	2,469,773	1,921,132	2,631,725
Off-Budget Outlays.....	46,082	367,561	472,604	352,061	501,477
<hr/>					
Total Surplus (+) or Deficit (-).....	-102,767	-371,441	-389,437	-157,420	-481,839
On-Budget Surplus (+) or Deficit (-).....	-107,129	-557,275	-573,661	-337,046	-662,735
Off-Budget Surplus (+) or Deficit (-).....	+4,362	+185,834	+184,224	+179,627	+180,896
<hr/>					
Total On-Budget and Off-Budget Financing.....	102,767	371,441	389,437	157,420	481,839
<b>Means of Financing:</b>					
Borrowing from the Public.....	116,591	357,823	385,376	161,277	537,707
Reduction of Operating Cash, Increase (-).....	-8,240	13,681	25,237	4,786	.....
by Other Means.....	-5,584	-64	-21,173	-8,644	-55,868

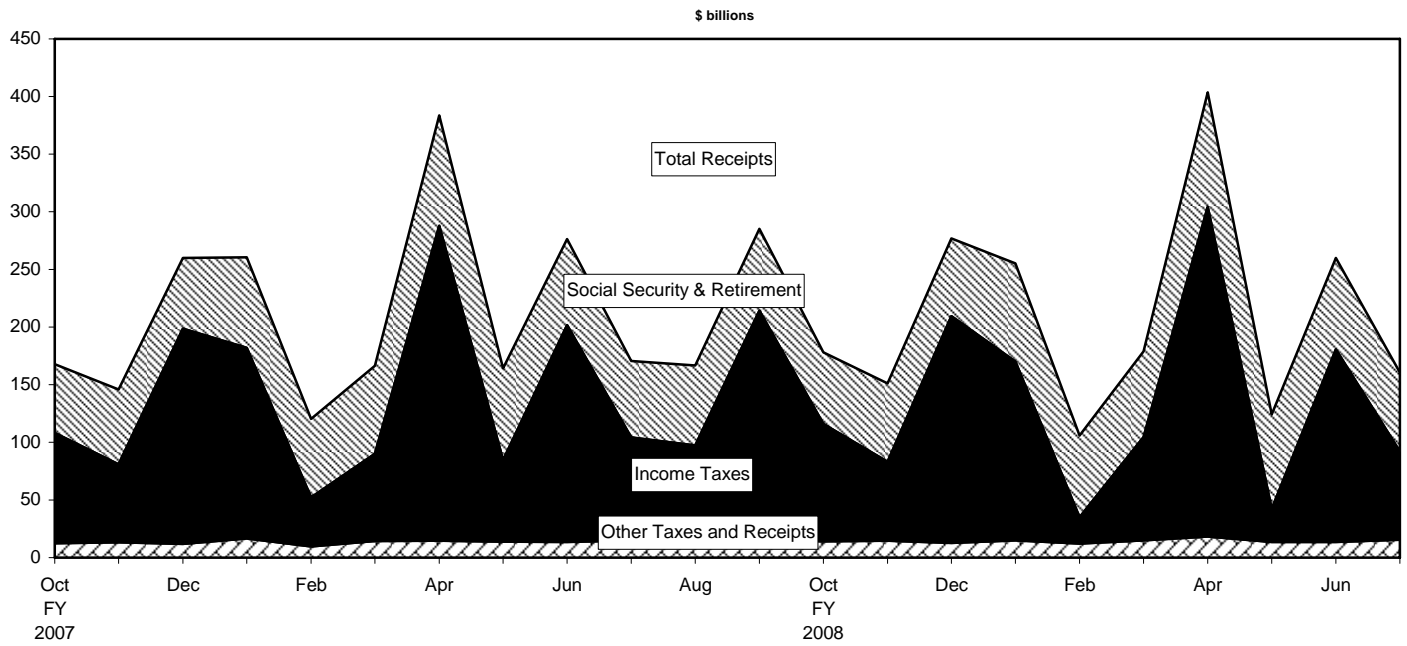
<sup>1</sup>These estimates are based on the Mid-Session Review of the FY 2009 Budget, released by the Office of Management and Budget on July 28, 2008.

...No Transactions  
Note: Details may not add to totals due to rounding.

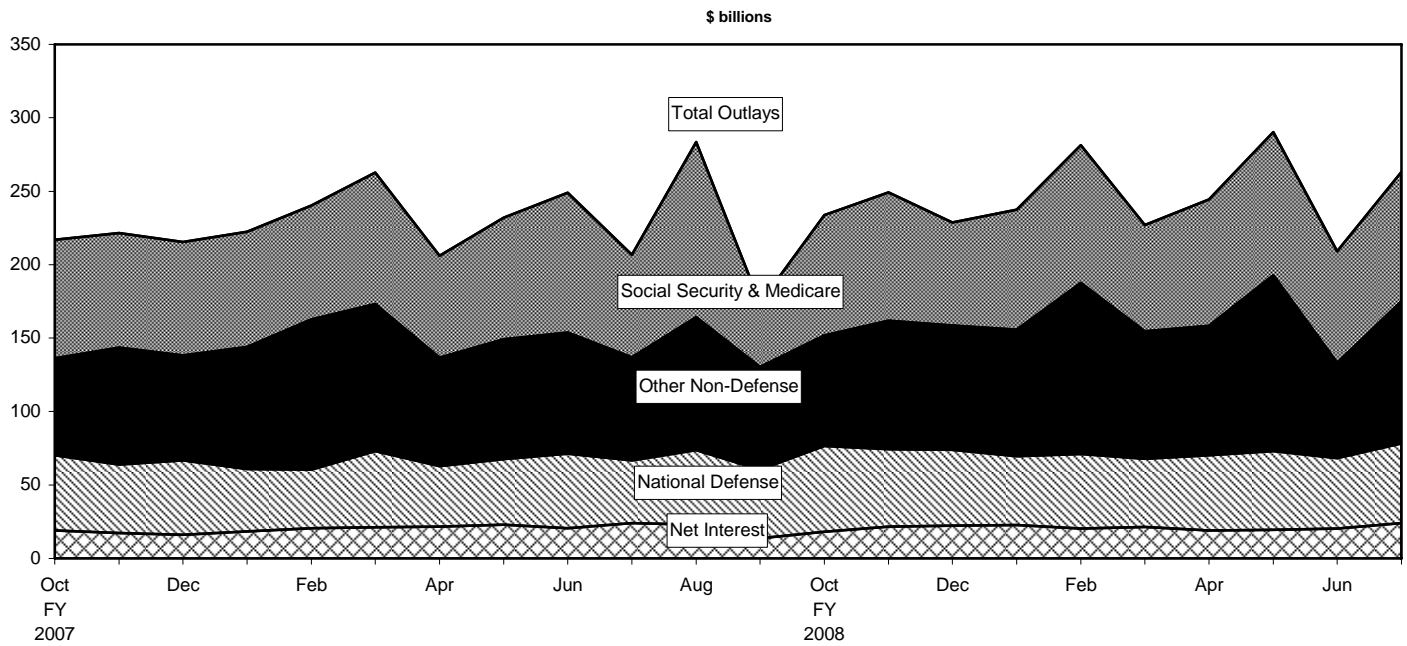
**Figure 1. Monthly Receipts, Outlays, and Budget Deficit/Surplus of the U.S. Government, Fiscal Years 2007 and 2008**



**Figure 2. Monthly Receipts of the U.S. Government, by Source, Fiscal Years 2007 and 2008**



**Figure 3. Monthly Outlays of the U.S. Government, by Function, Fiscal Years 2007 and 2008**



**Table 3. Summary of Receipts and Outlays of the U.S. Government, July 2008 and Other Periods**

Classification	[\$ millions]			
	This Month	Current Fiscal Year to Date	Comparable Prior Period Year to Date	Budget Estimates Full Fiscal Year <sup>1</sup>
<b>Budget Receipts</b>				
Individual Income Taxes .....	66,124	943,887	964,698	1,168,991
Corporation Income Taxes .....	10,282	246,799	289,184	309,255
Social Insurance and Retirement Receipts:				
Employment and General Retirement (Off-Budget) .....	50,444	553,395	531,688	656,828
Employment and General Retirement (On-Budget) .....	14,833	166,315	157,924	198,032
Unemployment Insurance .....	2,815	35,048	35,823	41,577
Other Retirement .....	387	3,518	3,582	4,720
Excise Taxes .....	5,933	54,266	51,723	68,090
Estate and Gift Taxes .....	2,536	24,949	21,572	28,426
Customs Duties .....	2,678	22,860	21,081	27,709
Miscellaneous Receipts .....	4,461	43,361	38,498	49,312
<b>Total Receipts .....</b>	<b>160,494</b>	<b>2,094,398</b>	<b>2,115,773</b>	<b>2,552,940</b>
(On-Budget) .....	110,050	1,541,003	1,584,085	1,896,112
(Off-Budget) .....	50,444	553,395	531,688	656,828
<b>Budget Outlays</b>				
Legislative Branch .....	359	3,695	3,640	4,588
Judicial Branch .....	520	5,266	4,996	6,161
Department of Agriculture .....	5,762	77,643	72,943	93,427
Department of Commerce .....	670	6,336	5,350	8,323
Department of Defense-Military .....	51,475	491,009	437,725	582,218
Department of Education .....	3,853	55,777	52,863	67,643
Department of Energy .....	1,823	16,329	16,612	21,528
Department of Health and Human Services .....	62,356	582,805	560,215	706,401
Department of Homeland Security .....	3,203	33,126	32,517	39,513
Department of Housing and Urban Development .....	3,654	42,139	37,666	50,476
Department of the Interior .....	985	8,438	7,479	10,888
Department of Justice .....	2,278	22,255	20,043	25,933
Department of Labor .....	5,745	47,450	40,002	61,252
Department of State .....	1,284	14,266	10,906	19,084
Department of Transportation .....	6,521	51,895	48,085	67,687
Department of the Treasury:				
Interest on Treasury Debt Securities (Gross) .....	24,068	401,334	385,103	441,028
Other .....	2,000	101,631	64,834	95,607
Department of Veterans Affairs .....	7,261	70,263	60,009	85,824
Corps of Engineers .....	483	4,090	2,904	6,622
Other Defense Civil Programs .....	3,948	38,835	39,390	48,974
Environmental Protection Agency .....	570	6,546	6,795	7,541
Executive Office of the President .....	82	1,030	2,651	1,779
General Services Administration .....	-4	473	224	357
International Assistance Program .....	1,244	8,579	11,278	12,441
National Aeronautics and Space Administration .....	1,550	14,516	12,610	17,321
National Science Foundation .....	658	4,668	4,413	6,266
Office of Personnel Management .....	6,039	57,787	52,362	64,581
Small Business Administration .....	63	363	997	736
Social Security Administration .....	55,137	546,847	516,064	657,096
Other Independent Agencies .....	17,865	30,108	10,935	25,696
Undistributed Offsetting Receipts:				
Interest .....	-1,560	-187,393	-175,849	-194,448
Other .....	-6,631	-92,268	-73,569	-100,166
<b>Total Outlays .....</b>	<b>263,261</b>	<b>2,465,838</b>	<b>2,273,193</b>	<b>2,942,377</b>
(On-Budget) .....	217,179	2,098,278	1,921,132	2,469,773
(Off-Budget) .....	46,082	367,561	352,061	472,604
<b>Surplus (+) or Deficit (-) .....</b>	<b>-102,767</b>	<b>-371,441</b>	<b>-157,420</b>	<b>-389,437</b>
(On-Budget) .....	-107,129	-557,275	-337,046	-573,661
(Off-Budget) .....	+4,362	+185,834	+179,627	+184,224

<sup>1</sup>These estimates are based on the Mid-Session Review of the FY 2009 Budget, released by the Office of Management and Budget on July 28, 2008.

<sup>2</sup> Outlays for the Department of Agriculture have decreased and outlays for the Department of Interior, Minerals Management Service have been correspondingly increased by \$ 9,290 million to reflect additional reporting by Department of Interior in September 2007.

Note: Details may not add to totals due to rounding

**Table 4. Receipts of the U.S. Government, July 2008 and Other Periods**

Classification	[\$ millions]								
	This Month			Current Fiscal Year to Date			Prior Fiscal Year to Date		
	Gross Receipts	Refunds (Deduct)	Receipts	Gross Receipts	Refunds (Deduct)	Receipts	Gross Receipts	Refunds (Deduct)	Receipts
<b>Individual Income Taxes:</b>									
Withheld.....	76,858			823,506			789,285		
Presidential Election Campaign Fund.....	1			48			49		
Other.....	6,581			391,650			371,834		
<b>Total--Individual Income Taxes.....</b>	<b>83,439</b>	<b>17,314</b>	<b>66,124</b>	<b>1,215,205</b>	<b>271,318</b>	<b>943,887</b>	<b>1,161,167</b>	<b>196,469</b>	<b>964,698</b>
<b>Corporation Income Taxes.....</b>	<b>12,492</b>	<b>2,210</b>	<b>10,282</b>	<b>290,290</b>	<b>43,492</b>	<b>246,799</b>	<b>311,538</b>	<b>22,353</b>	<b>289,184</b>
<b>Social Insurance and Retirement Receipts:</b>									
<b>Employment and General Retirement:</b>									
<b>Federal Old-Age and Survivors Ins. Trust Fund:</b>									
Federal Insurance Contributions Act Taxes.....	42,637		42,637	450,717		450,717	431,828		431,828
Self-Employment Contributions Act Taxes.....	485		485	26,137		26,137	24,950		24,950
Adjustments Attributable to Prior Years.....				-3,793		-3,793	-2,269		-2,269
<b>Total--FOASI Trust Fund.....</b>	<b>43,122</b>		<b>43,122</b>	<b>473,061</b>		<b>473,061</b>	<b>454,509</b>		<b>454,509</b>
<b>Federal Disability Insurance Trust Fund:</b>									
Federal Insurance Contributions Act Taxes.....	7,240		7,240	76,537		76,537	73,329		73,329
Self-Employment Contributions Act Taxes.....	82		82	4,439		4,439	4,237		4,237
Adjustments Attributable to Prior Years.....				-643		-643	-387		-387
<b>Total--FDI Trust Fund.....</b>	<b>7,322</b>		<b>7,322</b>	<b>80,333</b>		<b>80,333</b>	<b>77,179</b>		<b>77,179</b>
<b>Federal Hospital Insurance Trust Fund:</b>									
Federal Insurance Contributions Act Taxes.....	14,186		14,186	150,915		150,915	144,069		144,069
Self-Employment Contributions Act Taxes.....	212		212	11,391		11,391	10,650		10,650
Receipts from Railroad Retirement Board.....				494		494	455		455
Adjustments Attributable to Prior Years.....				-69		-69	-770		-770
<b>Total--FHI Trust Fund.....</b>	<b>14,398</b>		<b>14,398</b>	<b>162,731</b>		<b>162,731</b>	<b>154,404</b>		<b>154,404</b>
<b>Railroad Retirement:</b>									
Rail Pension and Supplemental Annuity.....	222	(**)	221	2,010	5	2,004	1,971	1	1,970
Social Security Equivalent Account.....	214	(**)	214	1,587	7	1,580	1,551	1	1,550
<b>Total--Employment and General Retirement.....</b>	<b>65,278</b>	<b>1</b>	<b>65,277</b>	<b>719,722</b>	<b>12</b>	<b>719,710</b>	<b>689,613</b>	<b>1</b>	<b>689,612</b>
<b>Unemployment Insurance:</b>									
Deposits by States.....	1,842		1,842	27,828		27,828	28,565		28,565
Federal Unemployment Tax Act Taxes.....	964	12	952	7,220	93	7,128	7,270	101	7,169
Railroad Unemployment Taxes.....	22		22	93		93	89		89
<b>Total--Unemployment Insurance.....</b>	<b>2,827</b>	<b>12</b>	<b>2,815</b>	<b>35,141</b>	<b>93</b>	<b>35,048</b>	<b>35,924</b>	<b>101</b>	<b>35,823</b>
<b>Other Retirement:</b>									
Federal Employees Retirement - Employee Share.....	384		384	3,482		3,482	3,542		3,542
Non-Federal Employees Retirement.....	3		3	36		36	40		40
<b>Total--Other Retirement.....</b>	<b>387</b>		<b>387</b>	<b>3,518</b>		<b>3,518</b>	<b>3,582</b>		<b>3,582</b>
<b>Total--Social Insurance and Retirement Receipts.....</b>	<b>68,492</b>	<b>13</b>	<b>68,479</b>	<b>758,381</b>	<b>105</b>	<b>758,276</b>	<b>729,118</b>	<b>102</b>	<b>729,016</b>
<b>Excise Taxes:</b>									
Miscellaneous Excise Taxes.....	1,701	65	1,637	17,272	1,179	16,094	16,682	4,757	11,925
Airport and Airway Trust Fund.....	1,054		1,054	9,142	39	9,103	8,713	43	8,669
Highway Trust Fund.....	3,190		3,190	29,178	629	28,548	31,204	565	30,639
Black Lung Disability Trust Fund.....	53		53	521		521	489		489
<b>Total--Excise Taxes.....</b>	<b>5,998</b>	<b>65</b>	<b>5,933</b>	<b>56,113</b>	<b>1,847</b>	<b>54,266</b>	<b>57,088</b>	<b>5,365</b>	<b>51,723</b>
<b>Estate and Gift Taxes.....</b>	<b>2,605</b>	<b>69</b>	<b>2,536</b>	<b>25,754</b>	<b>805</b>	<b>24,949</b>	<b>22,381</b>	<b>809</b>	<b>21,572</b>
<b>Customs Duties.....</b>	<b>2,732</b>	<b>54</b>	<b>2,678</b>	<b>23,646</b>	<b>787</b>	<b>22,860</b>	<b>22,481</b>	<b>1,400</b>	<b>21,081</b>
<b>Miscellaneous Receipts:</b>									
Deposits of Earnings by Federal Reserve Banks.....	2,995		2,995	30,448		30,448	26,101		26,101
Universal Service Fund.....	773		773	6,857		6,857	6,107		6,107
All Other.....	694	1	693	6,102	46	6,056	6,311	22	6,289
<b>Total -- Miscellaneous Receipts.....</b>	<b>4,462</b>	<b>1</b>	<b>4,461</b>	<b>43,407</b>	<b>46</b>	<b>43,361</b>	<b>38,520</b>	<b>22</b>	<b>38,498</b>
<b>Total -- Receipts.....</b>	<b>180,221</b>	<b>19,727</b>	<b>160,494</b>	<b>2,412,797</b>	<b>318,400</b>	<b>2,094,398</b>	<b>2,342,294</b>	<b>226,520</b>	<b>2,115,773</b>
<b>Total -- On-Budget.....</b>	<b>129,777</b>	<b>19,727</b>	<b>110,050</b>	<b>1,859,403</b>	<b>318,400</b>	<b>1,541,003</b>	<b>1,810,606</b>	<b>226,520</b>	<b>1,584,085</b>
<b>Total -- Off-Budget.....</b>	<b>50,444</b>		<b>50,444</b>	<b>553,395</b>		<b>553,395</b>	<b>531,688</b>		<b>531,688</b>

... No Transactions

(\*\*) Less than \$500,000

Note: Details may not add to totals due to rounding.

**Table 5. Outlays of the U.S. Government, July 2008 and Other Periods**

Classification	[\$ millions]								
	This Month			Current Fiscal Year to Date			Prior Fiscal Year to Date		
	Gross Outlays	Applicable Receipts	Outlays	Gross Outlays	Applicable Receipts	Outlays	Gross Outlays	Applicable Receipts	Outlays
<b>Legislative Branch:</b>									
Senate .....	70	(**)	69	683	2	682	658	2	656
House of Representatives.....	109	(**)	109	1,105	1	1,104	1,020	1	1,019
Joint Items .....	2	.....	2	18	.....	18	13	.....	13
Capitol Police.....	24	.....	24	231	.....	231	233	.....	233
Congressional Budget Office .....	3	.....	3	31	.....	31	30	.....	30
Architect of the Capitol.....	38	1	37	411	9	403	422	9	413
Library of Congress .....	47	1	47	681	9	673	769	9	760
Government Printing Office.....	26	.....	26	87	.....	87	99	.....	99
Government Accountability Office.....	36	.....	36	412	.....	412	396	.....	396
United States Tax Court.....	3	.....	3	39	.....	39	35	.....	35
Other Legislative Branch Agencies .....	6	.....	6	43	.....	43	47	.....	47
Proprietary Receipts from the Public.....	.....	(**)	(**)	.....	-5	5	.....	3	-3
Intrabudgetary Transactions .....	-2	.....	-2	-33	.....	-33	-59	.....	-59
<b>Total--Legislative Branch .....</b>	<b>361</b>	<b>3</b>	<b>359</b>	<b>3,711</b>	<b>16</b>	<b>3,695</b>	<b>3,664</b>	<b>23</b>	<b>3,640</b>
<b>Judicial Branch:</b>									
Supreme Court of the United States .....	8	.....	8	71	.....	71	63	.....	63
Courts of Appeals, District Courts, and Other Judicial Services .....	509	.....	509	5,411	.....	5,411	5,023	.....	5,023
Other .....	14	.....	14	229	.....	229	234	.....	234
Proprietary Receipts from the Public.....	.....	8	-8	.....	48	-48	.....	84	-84
Intrabudgetary Transactions .....	-4	.....	-4	-399	.....	-399	-240	.....	-240
<b>Total--Judicial Branch .....</b>	<b>527</b>	<b>8</b>	<b>520</b>	<b>5,313</b>	<b>48</b>	<b>5,266</b>	<b>5,079</b>	<b>84</b>	<b>4,996</b>
<b>Department of Agriculture:</b>									
Agricultural Research Service.....	96	.....	96	1,104	.....	1,104	1,101	.....	1,101
Cooperative State Research, Education, And Extension Service:									
Research and Education Activities.....	52	.....	52	534	.....	534	515	.....	515
Extension Activities.....	30	.....	30	365	.....	365	356	.....	356
Other .....	5	.....	5	48	.....	48	51	.....	51
Animal and Plant Health Inspection Service .....	96	.....	96	984	.....	984	926	.....	926
Food Safety and Inspection Service .....	70	.....	70	765	.....	765	696	.....	696
Agricultural Marketing Service .....	134	.....	134	770	.....	770	835	.....	835
Risk Management Agency:									
Administrative and Operating Expenses .....	5	.....	5	62	.....	62	64	.....	64
Federal Crop Insurance Corporation Fund.....	695	3	692	4,818	2,068	2,750	3,663	1,344	2,319
Farm Service Agency:									
Salaries and Expenses .....	132	.....	132	904	.....	904	839	.....	839
Commodity Credit Corporation .....	569	1,524	-954	19,900	11,275	8,625	23,009	12,329	10,680
Tobacco Trust Fund.....	13	.....	13	913	.....	913	873	.....	873
Agricultural Credit Insurance Fund.....	14	27	-14	583	336	246	547	356	191
Other .....	40	.....	40	2,376	.....	2,376	75	.....	75
<b>Total--Farm Service Agency .....</b>	<b>768</b>	<b>1,551</b>	<b>-783</b>	<b>24,676</b>	<b>11,611</b>	<b>13,065</b>	<b>25,342</b>	<b>12,685</b>	<b>12,657</b>
Natural Resources Conservation Service:									
Conservation Operations .....	79	.....	79	692	.....	692	721	.....	721
Farm Security and Rural Investment Programs .....	133	.....	133	1,453	.....	1,453	1,207	.....	1,207
Other .....	22	.....	22	236	.....	236	321	.....	321
Rural Development .....	133	.....	133	696	.....	696	637	.....	637
Rural Housing Service:									
Rural Housing Insurance Fund .....	26	83	-58	666	785	-119	656	867	-211
Rental Assistance Program .....	79	.....	79	772	.....	772	739	.....	739
Other .....	11	.....	11	92	.....	92	95	.....	95
Rural Utilities Service:									
Rural Electrification and Telecommunications Fund .....	39	140	-100	660	2,279	-1,619	718	2,662	-1,944
Other .....	14	25	-11	59	190	-132	66	202	-136
Foreign Agricultural Service.....	7	.....	7	915	.....	915	1,758	.....	1,758
Food and Nutrition Service:									
Food Stamp Program .....	3,352	.....	3,352	32,304	.....	32,304	29,043	.....	29,043
Child Nutrition Programs.....	1,002	.....	1,002	12,911	.....	12,911	11,946	.....	11,946
Special Supplemental Nutrition Program For Women, Infants, and Children (WIC) .....	526	.....	526	5,140	.....	5,140	4,415	.....	4,415
Other .....	23	.....	23	324	.....	324	280	.....	280
<b>Total--Food and Nutrition Service .....</b>	<b>4,903</b>	<b>.....</b>	<b>4,903</b>	<b>50,678</b>	<b>.....</b>	<b>50,678</b>	<b>45,683</b>	<b>.....</b>	<b>45,683</b>
Forest Service:									
National Forest System.....	114	.....	114	1,221	.....	1,221	1,233	.....	1,233
Wildland Fire Management .....	304	.....	304	1,729	.....	1,729	1,639	.....	1,639
Forest Service Permanent Appropriations .....	20	.....	20	556	.....	556	552	.....	552
Other .....	116	.....	116	1,109	.....	1,109	1,123	.....	1,123
<b>Total--Forest Service .....</b>	<b>554</b>	<b>.....</b>	<b>554</b>	<b>4,614</b>	<b>.....</b>	<b>4,614</b>	<b>4,548</b>	<b>.....</b>	<b>4,548</b>
Other .....	-17	4	-21	750	43	707	719	35	684
Proprietary Receipts from the Public.....	.....	393	-393	.....	1,833	-1,833	.....	1,669	-669
Intrabudgetary Transactions .....	28	.....	28	43	.....	43	-12	.....	-12
<b>Total--Department of Agriculture.....</b>	<b>7,960</b>	<b>2,198</b>	<b>5,762</b>	<b>96,452</b>	<b>18,809</b>	<b>77,643</b>	<b>91,406</b>	<b>18,464</b>	<b>72,943</b>

**Table 5. Outlays of the U.S. Government, July 2008 and Other Periods**

Classification	[\$ millions]								
	This Month			Current Fiscal Year to Date			Prior Fiscal Year to Date		
	Gross Outlays	Applicable Receipts	Outlays	Gross Outlays	Applicable Receipts	Outlays	Gross Outlays	Applicable Receipts	Outlays
<b>Department of Commerce:</b>									
Economic Development Administration .....	37	(**)	37	235	1	234	224	3	221
Bureau of the Census .....	80	.....	80	966	.....	966	761	.....	761
International Trade Administration .....	27	.....	27	354	.....	354	335	.....	335
National Oceanic and Atmospheric Administration .....	361	(**)	361	3,522	13	3,509	3,109	7	3,101
National Institute of Standards and Technology .....	61	.....	61	636	.....	636	564	.....	564
National Telecommunication and Information Administration .....	140	.....	140	386	.....	386	38	.....	38
Other .....	11	2	10	288	17	271	283	19	264
Proprietary Receipts from the Public .....	.....	22	-22	.....	21	-21	.....	-63	63
Intrabudgetary Transactions .....	-23	.....	-23	1	.....	1	1	.....	1
<b>Total--Department of Commerce .....</b>	<b>694</b>	<b>24</b>	<b>670</b>	<b>6,389</b>	<b>52</b>	<b>6,336</b>	<b>5,315</b>	<b>-34</b>	<b>5,350</b>
<b>Department of Defense--Military:</b>									
Military Personnel:									
Department of the Army .....	4,821	.....	4,821	51,092	.....	51,092	45,223	.....	45,223
Department of the Navy .....	3,543	.....	3,543	36,117	.....	36,117	33,300	.....	33,300
Department of the Air Force .....	2,516	.....	2,516	26,931	.....	26,931	25,729	.....	25,729
Defense Agencies .....	.....	.....	.....	2,776	.....	2,776	2,452	.....	2,452
<b>Total--Military Personnel .....</b>	<b>10,881</b>	<b>.....</b>	<b>10,881</b>	<b>116,916</b>	<b>.....</b>	<b>116,916</b>	<b>106,704</b>	<b>.....</b>	<b>106,704</b>
Operation and Maintenance:									
Department of the Army .....	8,112	.....	8,112	77,191	.....	77,191	64,179	.....	64,179
Department of the Navy .....	4,277	.....	4,277	40,289	.....	40,289	36,246	.....	36,246
Department of the Air Force .....	4,233	.....	4,233	40,638	.....	40,638	37,559	.....	37,559
Defense Agencies .....	4,775	.....	4,775	42,128	.....	42,128	38,379	.....	38,379
<b>Total--Operation and Maintenance .....</b>	<b>21,398</b>	<b>.....</b>	<b>21,398</b>	<b>200,246</b>	<b>.....</b>	<b>200,246</b>	<b>176,363</b>	<b>.....</b>	<b>176,363</b>
International Reconstruction and Other Assistance:									
Department of the Army .....	3	.....	3	25	.....	25	30	.....	30
Procurement:									
Department of the Army .....	3,912	.....	3,912	31,814	.....	31,814	23,465	.....	23,465
Department of the Navy .....	3,243	.....	3,243	31,397	.....	31,397	27,010	.....	27,010
Department of the Air Force .....	3,100	.....	3,100	27,987	.....	27,987	28,370	.....	28,370
Defense Agencies .....	528	.....	528	4,316	.....	4,316	3,490	.....	3,490
<b>Total--Procurement .....</b>	<b>10,783</b>	<b>.....</b>	<b>10,783</b>	<b>95,514</b>	<b>.....</b>	<b>95,514</b>	<b>82,335</b>	<b>.....</b>	<b>82,335</b>
Research, Development, Test, and Evaluation:									
Department of the Army .....	939	.....	939	9,438	.....	9,438	9,560	.....	9,560
Department of the Navy .....	1,364	.....	1,364	15,247	.....	15,247	15,705	.....	15,705
Department of the Air Force .....	3,232	.....	3,232	21,407	.....	21,407	20,160	.....	20,160
Defense Agencies .....	1,699	.....	1,699	16,937	.....	16,937	16,627	.....	16,627
<b>Total--Research, Development, Test, and Evaluation .....</b>	<b>7,233</b>	<b>.....</b>	<b>7,233</b>	<b>63,028</b>	<b>.....</b>	<b>63,028</b>	<b>62,051</b>	<b>.....</b>	<b>62,051</b>
Military Construction:									
Department of the Army .....	302	.....	302	2,524	.....	2,524	2,408	.....	2,408
Department of the Navy .....	132	.....	132	1,180	.....	1,180	1,036	.....	1,036
Department of the Air Force .....	121	.....	121	1,186	.....	1,186	1,179	.....	1,179
Defense Agencies .....	571	.....	571	4,283	.....	4,283	1,889	.....	1,889
<b>Total--Military Construction .....</b>	<b>1,126</b>	<b>.....</b>	<b>1,126</b>	<b>9,173</b>	<b>.....</b>	<b>9,173</b>	<b>6,512</b>	<b>.....</b>	<b>6,512</b>
Family Housing:									
Department of the Army .....	126	.....	126	936	.....	936	924	.....	924
Department of the Navy .....	38	.....	38	430	.....	430	515	.....	515
Department of the Air Force .....	122	.....	122	1,131	.....	1,131	1,010	.....	1,010
Defense Agencies .....	4	.....	4	401	(**)	401	313	(**)	313
Revolving and Management Funds:									
Department of the Army .....	.....	.....	.....	(**)	.....	(**)	11	.....	11
Department of the Navy .....	33	.....	33	1,289	.....	1,289	1,277	.....	1,277
Defense Agencies:									
Working Capital Fund .....	598	.....	598	3,562	.....	3,562	991	.....	991
Other .....	-8	.....	-8	-170	(**)	-170	-430	.....	-430
Other .....	(**)	.....	(**)	34	.....	34	29	.....	29
Trust Funds:									
Department of the Army .....	4	.....	4	6	.....	6	6	.....	6
Department of the Navy .....	2	.....	2	17	.....	17	17	.....	17
Department of the Air Force .....	(**)	(**)	(**)	11	6	5	7	6	1
Defense Agencies .....	25	.....	25	163	.....	163	176	.....	176
Proprietary Receipts from the Public:									
Department of the Army .....	.....	-222	222	.....	412	-412	.....	-359	359
Department of the Navy .....	.....	6	-6	.....	63	-63	.....	178	-178
Department of the Air Force .....	.....	14	-14	.....	55	-55	.....	14	-14
Defense Agencies .....	.....	579	-579	.....	930	-930	.....	1,085	-1,085
Intrabudgetary Transactions:									
Department of the Army .....	-221	.....	-221	-4	.....	-4	18	.....	18
Department of the Navy .....	-3	.....	-3	-10	.....	-10	-38	.....	-38
Department of the Air Force .....	-138	.....	-138	-169	.....	-169	(**)	.....	(**)
Defense Agencies .....	-153	.....	-153	-44	.....	-44	-165	.....	-165
Offsetting Governmental Receipts:									
Department of the Army .....	.....	1	-1	.....	8	-8	.....	6	-6
Defense Agencies .....	.....	(**)	(**)	.....	(**)	(**)	.....	(**)	(**)
<b>Total--Department of Defense--Military .....</b>	<b>51,853</b>	<b>378</b>	<b>51,475</b>	<b>492,484</b>	<b>1,475</b>	<b>491,009</b>	<b>438,655</b>	<b>930</b>	<b>437,725</b>



**Table 5. Outlays of the U.S. Government, July 2008 and Other Periods**

Classification	[\$ millions]								
	This Month			Current Fiscal Year to Date			Prior Fiscal Year to Date		
	Gross Outlays	Applicable Receipts	Outlays	Gross Outlays	Applicable Receipts	Outlays	Gross Outlays	Applicable Receipts	Outlays
<b>Department of Education:</b>									
Office of Elementary and Secondary Education:									
Education for the Disadvantaged.....	1,135	.....	1,135	12,596	.....	12,596	12,200	.....	12,200
Impact Aid.....	38	.....	38	1,236	.....	1,236	1,151	.....	1,151
School Improvement Programs.....	426	.....	426	4,413	.....	4,413	4,650	.....	4,650
Other.....	10	.....	10	99	.....	99	103	.....	103
Total--Office of Elementary and Secondary Education.....	1,608	.....	1,608	18,344	.....	18,344	18,104	.....	18,104
Office of Innovation and Improvement.....	81	.....	81	736	.....	736	707	.....	707
Office of Safe and Drug-Free Schools.....	62	.....	62	613	.....	613	629	.....	629
Office of English Language Acquisition.....	41	.....	41	524	.....	524	560	.....	560
Office of Special Education and Rehabilitative Services:									
Special Education.....	740	.....	740	10,861	.....	10,861	10,224	.....	10,224
Rehabilitation Services and Disability Research.....	275	.....	275	2,744	.....	2,744	2,611	.....	2,611
Special Institutions for Persons with Disabilities.....	29	.....	29	173	.....	173	167	.....	167
Office of Vocational and Adult Education.....	138	.....	138	1,613	.....	1,613	1,644	.....	1,644
Office of Postsecondary Education:									
Higher Education.....	153	.....	153	1,654	.....	1,654	1,597	.....	1,597
Other.....	55	2	53	221	16	205	538	24	514
Total--Office of Postsecondary Education.....	208	2	206	1,875	16	1,859	2,134	24	2,111
Office of Federal Student Aid:									
Student Financial Assistance.....	593	.....	593	12,468	.....	12,468	10,838	.....	10,838
Academic Competitiveness-Smart Grant Program.....	11	.....	11	444	.....	444	379	.....	379
Student Aid Administration.....	70	.....	70	549	.....	549	320	.....	320
Federal Student Loan Reserve Fund.....	.....	.....	.....	-483	.....	-483	-793	.....	-793
Federal Direct Student Loans.....	2	.....	2	5,584	.....	5,584	5,376	.....	5,376
Federal Family Education Loans.....	-86	.....	-86	4,344	.....	4,344	3,596	.....	3,596
Total--Federal Student Aid.....	590	.....	590	22,904	.....	22,904	19,716	.....	19,716
Institute of Education Sciences.....	42	.....	42	380	.....	380	368	.....	368
Hurricane Education Recovery.....	9	.....	9	161	.....	161	375	.....	375
Other.....	66	.....	66	473	.....	473	466	.....	466
Proprietary Receipts from the Public.....	.....	29	-29	.....	5,631	-5,631	.....	4,834	-4,834
Intrabudgetary Transactions.....	-3	.....	-3	23	.....	23	14	.....	14
Total--Department of Education.....	3,884	31	3,853	61,425	5,648	55,777	57,720	4,857	52,863
<b>Department of Energy:</b>									
National Nuclear Security Administration:									
Naval Reactors.....	63	.....	63	656	.....	656	668	.....	668
Weapons Activities.....	488	.....	488	4,995	.....	4,995	5,039	.....	5,039
Defense Nuclear Nonproliferation.....	171	.....	171	1,378	.....	1,378	1,229	.....	1,229
Other.....	37	.....	37	323	.....	323	308	.....	308
Environmental and Other Defense Activities:									
Defense Environmental Cleanup.....	429	.....	429	4,759	.....	4,759	4,995	.....	4,995
Other Defense Activities.....	58	.....	58	634	.....	634	440	.....	440
Defense Nuclear Waste Disposal.....	13	.....	13	203	.....	203	312	.....	312
Other.....	(**)	.....	(**)	-1	.....	-1	-1	.....	-1
Energy Programs:									
Science.....	347	.....	347	3,207	.....	3,207	3,060	.....	3,060
Energy Supply.....	165	.....	165	1,342	.....	1,342	1,366	.....	1,366
Energy Efficiency and Renewable Energy.....	14	.....	14	275	.....	275	.....	.....	.....
Uranium Enrichment Decontamination and Decommissioning Fund.....	60	.....	60	447	.....	447	402	.....	402
Other.....	66	1	65	1,328	29	1,299	1,352	28	1,324
Total--Energy Programs.....	651	1	650	6,598	29	6,569	6,180	28	6,152
Power Marketing Administration.....	217	362	-145	2,554	2,790	-236	2,167	2,767	-600
Departmental Administration.....	32	.....	32	218	.....	218	188	.....	188
Proprietary Receipts from the Public.....	.....	208	-208	.....	1,247	-1,247	.....	1,245	-1,245
Intrabudgetary Transactions.....	233	.....	233	-1,923	.....	-1,923	-874	.....	-874
Total--Department of Energy.....	2,393	571	1,823	20,394	4,066	16,329	20,652	4,040	16,612

**Table 5. Outlays of the U.S. Government, July 2008 and Other Periods**

Classification	[\$ millions]								
	This Month			Current Fiscal Year to Date			Prior Fiscal Year to Date		
	Gross Outlays	Applicable Receipts	Outlays	Gross Outlays	Applicable Receipts	Outlays	Gross Outlays	Applicable Receipts	Outlays
<b>Department of Health and Human Services:</b>									
Public Health Service:									
Food and Drug Administration .....	139	1	139	1,116	6	1,110	1,277	5	1,272
Health Resources and Services Administration .....	563	1	562	5,817	11	5,806	5,474	11	5,462
Indian Health Services .....	378	.....	378	2,763	.....	2,763	2,806	.....	2,806
Centers for Disease Control and Prevention .....	476	.....	476	4,776	.....	4,776	4,584	.....	4,584
National Institutes of Health .....	2,416	.....	2,416	24,098	.....	24,098	23,008	.....	23,008
Substance Abuse and Mental Health Services Administration .....	221	.....	221	2,723	.....	2,723	2,881	.....	2,881
Agency for Healthcare Research and Quality .....	27	.....	27	-88	.....	-88	103	.....	103
Total--Public Health Service .....	4,221	2	4,220	41,206	17	41,189	40,133	17	40,116
Centers for Medicare and Medicaid Services:									
Grants to States for Medicaid .....	17,660	.....	17,660	169,139	.....	169,139	159,340	.....	159,340
Payments to Health Care Trust Funds .....	15,932	.....	15,932	160,537	.....	160,537	158,818	.....	158,818
State Children's Health Insurance Fund .....	483	.....	483	5,714	.....	5,714	4,849	.....	4,849
Federal Hospital Insurance Trust Fund:									
Benefit Payments .....	20,088	.....	20,088	184,742	.....	184,742	170,296	.....	170,296
Administrative Expenses .....	157	.....	157	1,725	.....	1,725	1,374	.....	1,374
Total--FHI Trust Fund .....	20,246	.....	20,246	186,467	.....	186,467	171,670	.....	171,670
Health Care Fraud and Abuse Control .....	82	.....	82	943	.....	943	844	.....	844
Federal Supplementary Medical Insurance Trust Fund:									
Benefit Payments .....	16,788	.....	16,788	153,513	.....	153,513	148,753	.....	148,753
Administrative Expenses .....	194	.....	194	2,156	.....	2,156	1,624	.....	1,624
Total--FSMI Trust Fund .....	16,982	.....	16,982	155,669	.....	155,669	150,377	.....	150,377
Medicare Prescription Drugs:									
Benefit Payments .....	4,355	.....	4,355	35,553	.....	35,553	40,587	.....	40,587
Administrative Expenses .....	42	.....	42	310	.....	310	913	.....	913
Other .....	-83	.....	-83	366	.....	366	1,185	.....	1,185
Total--Centers for Medicare and Medicaid Services .....	75,699	.....	75,699	714,697	.....	714,697	688,584	.....	688,584
Administration for Children and Families:									
Temporary Assistance for Needy Families .....	1,141	.....	1,141	14,975	.....	14,975	14,300	.....	14,300
Payments to States for Child Support Enforcement and Family Support Programs .....	633	.....	633	3,371	.....	3,371	3,043	.....	3,043
Low Income Home Energy Assistance .....	115	.....	115	2,480	.....	2,480	2,341	.....	2,341
Refugee and Entrant Assistance .....	47	.....	47	480	.....	480	406	.....	406
Child Care Entitlement to States .....	247	.....	247	2,411	.....	2,411	2,472	.....	2,472
Payments to States for the Child Care and Development Block Grant .....	176	.....	176	1,708	.....	1,708	1,769	.....	1,769
Social Services Block Grant .....	151	.....	151	1,610	.....	1,610	1,698	.....	1,698
Children and Families Services Programs .....	650	.....	650	7,598	.....	7,598	7,352	.....	7,352
Payments to States for Foster Care and Adoption Assistance .....	591	.....	591	5,628	.....	5,628	5,570	.....	5,570
Other .....	53	.....	53	601	.....	601	447	.....	447
Total--Administration for Children and Families .....	3,803	.....	3,803	40,862	.....	40,862	39,400	.....	39,400
Administration on Aging .....	129	.....	129	1,203	.....	1,203	1,125	.....	1,125
Departmental Management .....	181	.....	181	2,242	.....	2,242	2,075	(**)	2,075
Other .....	17	.....	17	458	.....	458	509	.....	509
Proprietary Receipts from the Public .....	.....	5,895	-5,895	.....	57,273	-57,273	.....	53,047	-53,047
Intrabudgetary Transactions:									
Payments for Health Insurance for the Aged:									
Federal Supplementary Medical Insurance Trust Fund .....	-15,932	.....	-15,932	-149,188	.....	-149,188	-148,891	.....	-148,891
Payments for Tax and Other Credits:									
Federal Hospital Insurance Trust Fund .....	-1	.....	-1	-11,345	.....	-11,345	-9,933	.....	-9,933
Other .....	137	.....	137	-39	.....	-39	278	.....	278
Total--Department of Health and Human Services .....	68,253	5,897	62,356	640,096	57,290	582,805	613,279	53,064	560,215
<b>Department of Homeland Security:</b>									
Departmental Management and Operations .....	2	.....	2	588	.....	588	604	.....	604
Citizenship and Immigration Services .....	138	.....	138	1,648	.....	1,648	1,453	.....	1,453
United States Secret Service .....	140	.....	140	1,332	.....	1,332	1,172	.....	1,172
Transportation Security Administration .....	345	.....	345	3,801	.....	3,801	3,082	.....	3,082
Immigration and Customs Enforcement .....	379	.....	379	3,612	.....	3,612	3,045	.....	3,045
Customs and Border Protection .....	776	.....	776	8,012	.....	8,012	6,442	.....	6,442
United States Coast Guard .....	706	1	705	7,281	8	7,272	6,672	8	6,664
National Protection and Programs Directorate .....	73	.....	73	1,006	.....	1,006	609	.....	609
Federal Emergency Management Administration:									
State and Local Programs .....	159	.....	159	1,830	.....	1,830	2,381	.....	2,381
Firefighter Assistance Grants .....	38	.....	38	599	.....	599	491	.....	491
Disaster Relief .....	628	.....	628	6,199	.....	6,199	8,458	.....	8,458
National Flood Insurance Fund .....	77	161	-84	1,048	1,307	-259	1,233	957	277
Other .....	135	.....	135	974	.....	974	731	.....	731
Total--Federal Emergency Management Administration .....	1,036	161	874	10,650	1,307	9,343	13,295	957	12,339
Science and Technology .....	52	.....	52	773	.....	773	908	.....	908
Domestic Nuclear Detection Office .....	33	.....	33	322	.....	322	50	.....	50
Other .....	34	.....	34	379	.....	379	485	.....	485
Proprietary Receipts from the Public .....	.....	-1	1	.....	-28	28	.....	90	-90
Intrabudgetary Transactions .....	69	.....	69	133	.....	133	69	.....	69
Offsetting Governmental Receipts .....	.....	420	-420	.....	5,123	-5,123	.....	4,316	-4,316
Total--Department of Homeland Security .....	3,784	581	3,203	39,537	6,411	33,126	37,888	5,371	32,517

**Table 5. Outlays of the U.S. Government, July 2008 and Other Periods**

Classification	[\$ millions]								
	This Month			Current Fiscal Year to Date			Prior Fiscal Year to Date		
	Gross Outlays	Applicable Receipts	Outlays	Gross Outlays	Applicable Receipts	Outlays	Gross Outlays	Applicable Receipts	Outlays
<b>Department of Housing and Urban Development:</b>									
Public and Indian Housing Programs:									
Tenant Based Rental Assistance.....	1,269	.....	1,269	13,136	.....	13,136	13,320	.....	13,320
Housing Certificate Fund.....	149	.....	149	2,345	.....	2,345	2,005	.....	2,005
Project-Based Rental Assistance.....	598	.....	598	4,939	.....	4,939	4,742	.....	4,742
Public Housing Capital Fund.....	245	.....	245	2,446	.....	2,446	2,662	.....	2,662
Public Housing Operating Fund.....	315	.....	315	3,467	.....	3,467	3,072	.....	3,072
Revitalization of Severely Distressed									
Public Housing (Hope VI).....	50	.....	50	407	.....	407	449	.....	449
Native American Housing Block Grant.....	55	.....	55	483	.....	483	481	.....	481
Other.....	1	.....	1	-33	.....	-33	-21	(**)	-21
Total--Public and Indian Housing Programs.....	2,683	.....	2,683	27,190	.....	27,190	26,711	(**)	26,711
Community Planning and Development:									
Housing Opportunities for Persons with AIDS.....	30	.....	30	256	.....	256	215	.....	215
Community Development Fund.....	699	.....	699	7,580	.....	7,580	8,821	.....	8,821
Home Investment Partnership Program.....	161	.....	161	1,658	.....	1,658	1,582	.....	1,582
Homeless Assistance Grants.....	120	.....	120	1,210	.....	1,210	1,154	.....	1,154
Other.....	5	.....	5	72	.....	71	68	(**)	68
Total--Community Planning and Development.....	1,016	.....	1,016	10,775	.....	10,774	11,840	(**)	11,840
Housing Programs:									
Credit Accounts:									
FHA-Mutual Mortgage Insurance Fund, Program Account.....	5	.....	5	4,587	.....	4,587	1,378	.....	1,378
FHA-Mutual Mortgage Insurance Capital Reserve Account.....	-86	.....	-86	-1,073	.....	-1,073	-1,473	.....	-1,473
FHA-Mutual Mortgage and Cooperative Housing									
Insurance Fund, Liquidating Account.....	3	.....	2	42	.....	32	58	.....	9
FHA-General and Special Risk Fund, Program Account.....	8	.....	8	362	.....	362	155	.....	155
FHA-General and Special Risk Fund, Liquidating Account.....	22	.....	42	159	.....	241	-82	.....	219
Housing for the Elderly or Handicapped Fund,									
Liquidating Account.....	(**)	.....	83	(**)	.....	847	-847	(**)	1,151
Housing for the Elderly.....	84	.....	84	839	.....	839	811	.....	811
Housing for Persons with Disabilities.....	69	.....	69	702	.....	702	688	.....	688
Other Assisted Housing Programs.....	5	.....	5	48	.....	48	49	(**)	49
Other.....	(**)	(**)	(**)	14	.....	37	-23	.....	5
Total--Housing Programs.....	110	.....	127	-17	.....	5,681	1,134	.....	4,546
Government National Mortgage Association:									
Guarantees of Mortgage-Backed Securities.....	4	.....	125	-121	.....	57	473	.....	-416
Management and Administration.....	132	.....	132	1,333	.....	1,333	1,313	.....	388
Other.....	21	.....	21	206	.....	206	192	.....	-340
Proprietary Receipts from the Public:									
FHA-General and Special Risk Fund.....	.....	.....	54	-54	.....	1,397	-1,397	.....	2,437
Other.....	.....	.....	8	-8	.....	34	-34	.....	-46
Intrabudgetary Transactions.....	3	.....	3	7	.....	7	-12	.....	46
Offsetting Governmental Receipts.....	.....	.....	(**)	(**)	.....	71	-71	.....	-12
Total--Department of Housing and Urban Development.....	3,968	.....	315	3,654	.....	45,249	3,110	.....	42,139
<b>Department of the Interior:</b>									
Land and Minerals Management:									
Bureau of Land Management:									
Management of Lands and Resources.....	76	.....	76	696	.....	696	673	.....	673
Other.....	94	.....	8	86	.....	581	124	.....	457
Minerals Management Service.....	239	.....	239	2,016	.....	2,016	1,635	.....	448
Office of Surface Mining Reclamation and Enforcement.....	24	.....	24	429	.....	429	359	.....	132
Total--Land and Minerals Management.....	433	.....	8	425	.....	3,721	124	.....	3,598
Water and Science:									
Bureau of Reclamation:									
Water and Related Resources.....	67	.....	67	522	.....	522	611	.....	611
Other.....	43	.....	32	11	.....	436	222	.....	213
United States Geological Survey.....	71	.....	71	814	.....	814	784	.....	461
Other.....	3	.....	3	51	.....	51	45	.....	220
Total--Water and Science.....	184	.....	32	153	.....	1,822	222	.....	1,600
Fish and Wildlife and Parks:									
United States Fish and Wildlife Service.....	256	.....	256	1,908	.....	1,908	1,726	.....	611
National Park Service.....	278	.....	278	2,282	.....	2,282	2,115	.....	241
Total--Fish and Wildlife and Parks.....	533	.....	533	4,190	.....	4,190	3,841	.....	784
Bureau of Indian Affairs And									
Bureau of Indian Education.....	293	.....	(**)	293	.....	2,147	1	.....	2,147
Departmental Offices:									
Insular Affairs.....	17	.....	17	245	.....	245	280	.....	359
Office of the Special Trustee for American Indians.....	45	.....	45	475	.....	475	367	.....	367
Department-Wide Programs.....	172	.....	172	1,392	.....	1,392	1,502	.....	182
Other.....	21	.....	21	168	.....	168	182	.....	182
Proprietary Receipts from the Public.....	.....	.....	620	-620	.....	5,052	-5,052	.....	14,060
Intrabudgetary Transactions.....	-54	.....	-54	-324	.....	-324	-255	.....	-255
Total--Department of the Interior.....	1,644	.....	659	985	.....	13,838	5,399	.....	8,438
<b>Total--Department of the Interior.....</b>									
<b>1,644 659 985 13,838 5,399 8,438 12,896 4,417 8,479</b>									

**Table 5. Outlays of the U.S. Government, July 2008 and Other Periods**

Classification	[\$ millions]								
	This Month			Current Fiscal Year to Date			Prior Fiscal Year to Date		
	Gross Outlays	Applicable Receipts	Outlays	Gross Outlays	Applicable Receipts	Outlays	Gross Outlays	Applicable Receipts	Outlays
<b>Department of Justice:</b>									
General Administration .....	111	.....	111	1,558	.....	1,558	1,545	.....	1,545
Legal Activities and United States Marshals:									
General Legal Activities .....	35	.....	35	619	.....	619	595	.....	595
United States Attorneys .....	131	.....	131	1,438	.....	1,438	1,371	.....	1,371
United States Marshals Service .....	148	.....	148	811	.....	811	750	.....	750
Assets Forfeiture Fund .....	208	.....	208	1,113	.....	1,113	838	.....	838
Other .....	36	.....	36	415	.....	415	329	.....	329
Federal Bureau of Investigation .....	501	.....	501	5,216	.....	5,216	4,759	.....	4,759
Drug Enforcement Administration .....	168	.....	168	1,663	.....	1,663	1,457	.....	1,457
Bureau of Alcohol, Tobacco, Firearms, and Explosives .....	88	.....	88	891	.....	891	799	.....	799
Federal Prison System .....	531	28	503	4,914	270	4,644	4,634	257	4,377
Office of Justice Programs:									
State and Local Law Enforcement Assistance .....	61	.....	61	1,263	.....	1,263	1,035	.....	1,035
Crime Victims Fund .....	33	.....	33	458	.....	458	468	.....	468
Other .....	128	.....	128	1,330	.....	1,330	1,605	.....	1,605
Other .....	53	.....	53	574	.....	574	626	.....	626
Proprietary Receipts from the Public .....	.....	-105	105	.....	38	-38	.....	34	-34
Intrabudgetary Transactions .....	6	.....	6	606	.....	606	-208	.....	-208
Offsetting Governmental Receipts .....	.....	38	-38	.....	307	-307	.....	266	-266
<b>Total--Department of Justice .....</b>	<b>2,238</b>	<b>-40</b>	<b>2,278</b>	<b>22,870</b>	<b>615</b>	<b>22,255</b>	<b>20,601</b>	<b>558</b>	<b>20,043</b>
<b>Department of Labor:</b>									
Employment and Training Administration:									
Training and Employment Services .....	394	.....	394	3,677	.....	3,677	4,315	.....	4,315
Community Service Employment for Older Americans .....	49	.....	49	399	.....	399	360	.....	360
Federal Unemployment Benefits and Allowances .....	63	.....	63	679	.....	679	631	.....	631
State Unemployment Insurance and Employment Service Operations .....	-2	.....	-2	30	.....	30	184	.....	184
Advances to the Unemployment Trust Fund And Other Funds .....	.....	.....	.....	41	.....	41	16	.....	16
Program Administration .....	10	.....	10	86	.....	86	103	.....	103
Unemployment Trust Fund:									
Federal-State Unemployment Insurance:									
State Unemployment Benefits .....	3,885	.....	3,885	33,112	.....	33,112	27,558	.....	27,558
State Administrative Expenses .....	267	.....	267	2,900	.....	2,900	2,735	.....	2,735
Federal Administrative Expenses .....	38	.....	38	429	.....	429	371	.....	371
Other .....	(**)	.....	(**)	3	.....	3	3	.....	3
Total--Unemployment Trust Fund .....	4,191	.....	4,191	36,444	.....	36,444	30,667	.....	30,667
Other .....	(**)	.....	(**)	3	.....	3	2	.....	2
<b>Total--Employment and Training Administration .....</b>	<b>4,705</b>	<b>.....</b>	<b>4,705</b>	<b>41,360</b>	<b>.....</b>	<b>41,360</b>	<b>36,279</b>	<b>.....</b>	<b>36,279</b>
Pension Benefit Guaranty Corporation .....	387	-13	400	3,910	1,989	1,921	3,793	3,504	289
Employment Standards Administration:									
Salaries and Expenses .....	41	.....	41	357	.....	357	348	.....	348
Special Benefits .....	228	.....	228	601	.....	601	561	.....	561
Energy Employees Occupational									
Illness Compensation Fund .....	117	.....	117	893	.....	893	774	.....	774
Special Benefits for Disabled Coal Miners .....	21	.....	21	222	.....	222	244	.....	244
Black Lung Disability Trust Fund .....	30	.....	30	275	.....	275	290	.....	290
Other .....	23	.....	23	261	.....	261	276	.....	276
Occupational Safety and Health Administration .....	46	.....	46	419	.....	419	398	.....	398
Mine Safety and Health Administration .....	28	.....	28	292	.....	292	248	.....	248
Bureau of Labor Statistics .....	40	.....	40	397	.....	397	392	.....	392
Departmental Management .....	71	.....	71	935	.....	935	412	.....	412
Other .....	16	.....	16	120	.....	120	112	.....	112
Proprietary Receipts from the Public .....	.....	3	-3	.....	32	-32	.....	23	-23
Intrabudgetary Transactions .....	-19	.....	-19	-568	.....	-568	-597	.....	-597
<b>Total--Department of Labor .....</b>	<b>5,735</b>	<b>-10</b>	<b>5,745</b>	<b>49,471</b>	<b>2,021</b>	<b>47,450</b>	<b>43,529</b>	<b>3,527</b>	<b>40,002</b>
<b>Department of State:</b>									
Administration of Foreign Affairs:									
Diplomatic and Consular Programs .....	397	.....	397	4,594	.....	4,594	3,624	.....	3,624
Embassy Security, Construction, and Maintenance .....	114	.....	114	910	.....	910	665	.....	665
Payment to Foreign Service Retirement And Disability Fund .....	142	.....	142	159	.....	159	126	.....	126
Foreign Service Retirement and Disability Fund .....	65	.....	65	658	.....	658	620	.....	620
Other .....	173	.....	173	750	.....	750	1,035	.....	1,035
<b>Total--Administration of Foreign Affairs .....</b>	<b>892</b>	<b>.....</b>	<b>892</b>	<b>7,072</b>	<b>.....</b>	<b>7,072</b>	<b>6,071</b>	<b>.....</b>	<b>6,071</b>
International Organizations and Conferences .....	26	.....	26	2,835	.....	2,835	2,041	.....	2,041
Migration and Refugee Assistance .....	147	.....	147	935	.....	935	747	.....	747
International Narcotics Control and Law Enforcement .....	119	.....	119	534	.....	534	-66	.....	-66
Andean Counterdrug Initiative .....	70	.....	70	619	.....	619	563	.....	563
Other .....	231	.....	231	2,447	.....	2,447	1,720	.....	1,720
Proprietary Receipts from the Public .....	.....	29	-29	.....	-6	6	.....	-10	10
Intrabudgetary Transactions .....	-173	.....	-173	-182	.....	-182	-181	.....	-181
<b>Total--Department of State .....</b>	<b>1,313</b>	<b>29</b>	<b>1,284</b>	<b>14,261</b>	<b>-6</b>	<b>14,266</b>	<b>10,895</b>	<b>-10</b>	<b>10,906</b>

**Table 5. Outlays of the U.S. Government, July 2008 and Other Periods**

Classification	[\$ millions]								
	This Month			Current Fiscal Year to Date			Prior Fiscal Year to Date		
	Gross Outlays	Applicable Receipts	Outlays	Gross Outlays	Applicable Receipts	Outlays	Gross Outlays	Applicable Receipts	Outlays
<b>Department of Transportation:</b>									
Office of the Secretary .....	-7	.....	-7	135	.....	135	217	.....	217
<b>Federal Aviation Administration:</b>									
Operations .....	609	.....	609	1,017	.....	1,017	3,153	.....	3,153
<b>Airport and Airway Trust Fund:</b>									
Grants-In-Aid for Airports .....	370	.....	370	3,124	.....	3,124	3,133	.....	3,133
Facilities and Equipment .....	221	.....	221	2,010	.....	2,010	1,820	.....	1,820
Research, Engineering, and Development .....	14	.....	14	95	.....	95	108	.....	108
Trust Fund Share of FAA Operations .....	250	.....	250	6,149	.....	6,149	3,595	.....	3,595
Total--Airport and Airway Trust Fund .....	855	.....	855	11,378	.....	11,378	8,656	.....	8,656
Other .....	13	24	-11	-33	134	-167	-55	143	-198
Total--Federal Aviation Administration .....	1,476	24	1,452	12,362	134	12,228	11,754	143	11,610
<b>Federal Highway Administration:</b>									
<b>Highway Trust Fund:</b>									
Federal-Aid Highways .....	3,803	.....	3,803	28,232	.....	28,232	26,556	.....	26,556
Other .....	4	.....	4	123	11	112	124	.....	124
Other Programs .....	115	.....	115	1,115	.....	1,115	883	.....	883
Total--Federal Highway Administration .....	3,922	.....	3,922	29,470	11	29,459	27,563	.....	27,563
Federal Motor Carrier Safety Administration .....	47	.....	47	422	.....	422	382	.....	382
National Highway Traffic Safety Administration .....	65	.....	65	594	.....	594	527	.....	527
Federal Railroad Administration .....	304	(**)	304	1,444	4	1,439	1,373	5	1,368
<b>Federal Transit Administration:</b>									
Formula Grants .....	91	.....	91	1,127	.....	1,127	1,741	.....	1,741
Capital Investment Grants .....	153	.....	153	1,954	.....	1,954	1,904	.....	1,904
Formula and Bus Grants .....	403	.....	403	4,407	.....	4,407	2,307	.....	2,307
Other .....	35	.....	35	188	.....	188	272	.....	272
Total--Federal Transit Administration .....	681	.....	681	7,676	.....	7,676	6,224	.....	6,224
Maritime Administration .....	72	15	57	505	297	208	478	236	242
Other .....	14	6	8	53	14	39	94	14	79
Proprietary Receipts from the Public .....	.....	6	-6	.....	216	-216	.....	40	-40
Intrabudgetary Transactions .....	-1	.....	-1	-27	.....	-27	-29	.....	-29
Offsetting Governmental Receipts .....	.....	(**)	(**)	.....	63	-63	.....	59	-59
Total--Department of Transportation .....	6,573	52	6,521	52,635	740	51,895	48,583	498	48,085
<b>Department of the Treasury:</b>									
<b>Departmental Offices:</b>									
Exchange Stabilization Fund .....	.....	138	-138	.....	1,012	-1,012	-457	704	-1,161
Other .....	100	.....	100	808	.....	808	589	.....	589
<b>Financial Management Service:</b>									
Payment to the Resolution Funding Corporation .....	455	.....	455	1,393	.....	1,393	1,987	.....	1,987
Financial Agent Services .....	44	.....	44	425	.....	425	372	.....	372
Interest Paid to Credit Financing Accounts .....	.....	.....	.....	26	.....	26	(**)	.....	(**)
Claims, Judgments, and Relief Acts .....	106	.....	106	713	.....	713	1,028	.....	1,028
Other .....	31	.....	31	767	.....	767	846	(**)	846
Total--Financial Management Service .....	636	.....	636	3,325	.....	3,325	4,233	(**)	4,233
Federal Financing Bank .....	-34	.....	-34	-424	.....	-424	-314	.....	-314
<b>Alcohol and Tobacco Tax and Trade Bureau:</b>									
Salaries and Expenses .....	7	.....	7	78	.....	78	77	.....	77
Internal Revenue Collections for Puerto Rico .....	26	.....	26	332	.....	332	394	.....	394
Bureau of Engraving and Printing .....	1	.....	1	21	.....	21	-20	.....	-20
United States Mint .....	183	274	-91	1,782	1,951	-170	1,612	1,873	-261
Bureau of the Public Debt .....	44	.....	44	233	.....	233	238	.....	238
<b>Internal Revenue Service:</b>									
Taxpayer Services .....	179	.....	179	1,979	.....	1,979	2,012	.....	2,012
Enforcement .....	368	.....	368	3,995	.....	3,995	3,932	.....	3,932
Central Fiscal Operations .....	.....	.....	.....	(**)	.....	(**)	(**)	.....	(**)
Operations Support .....	284	.....	284	3,226	.....	3,226	2,864	.....	2,864
Payment Where Earned Income Credit Exceeds Liability for Tax .....	-55	.....	-55	40,471	.....	40,471	38,104	.....	38,104
Payment Where Recovery Rebate Exceeds Liability for Tax .....	253	.....	253	14,731	.....	14,731	.....	.....	.....
Payment Where Child Credit Exceeds Liability for Tax .....	390	.....	390	33,489	.....	33,489	15,835	.....	15,835
<b>Refunding Internal Revenue Collections:</b>									
Interest .....	128	.....	128	4,007	.....	4,007	2,748	.....	2,748
Other .....	50	1	49	356	5	350	341	8	333
Total--Internal Revenue Service .....	1,597	1	1,596	102,253	5	102,248	65,835	8	65,828
Comptroller of the Currency .....	51	-1	51	552	370	183	506	356	150
Office of Thrift Supervision .....	14	126	-112	165	237	-72	156	206	-50
<b>Interest on the Public Debt:</b>									
<b>Interest on Treasury Debt Securities (Gross):</b>									
Public Issues (Accrual Basis) .....	21,230	.....	21,230	197,009	.....	197,009	196,369	.....	196,369
Special Issues (Cash Basis) .....	2,838	.....	2,838	204,325	.....	204,325	188,734	.....	188,734
Total--Interest on Treasury Debt Securities (Gross) .....	24,068	.....	24,068	401,334	.....	401,334	385,103	.....	385,103
Total--Interest on the Public Debt .....	24,068	.....	24,068	401,334	.....	401,334	385,103	.....	385,103
Other .....	6	.....	6	69	.....	69	66	.....	66
Proprietary Receipts from the Public .....	.....	-138	138	.....	1,319	-1,319	.....	1,892	-1,892
Intrabudgetary Transactions .....	-230	.....	-230	-2,667	.....	-2,667	-3,043	.....	-3,043
Total--Department of the Treasury .....	26,469	401	26,068	507,860	4,895	502,964	454,976	5,039	449,937

**Table 5. Outlays of the U.S. Government, July 2008 and Other Periods**

Classification	[\$ millions]								
	This Month			Current Fiscal Year to Date			Prior Fiscal Year to Date		
	Gross Outlays	Applicable Receipts	Outlays	Gross Outlays	Applicable Receipts	Outlays	Gross Outlays	Applicable Receipts	Outlays
<b>Department of Veterans Affairs:</b>									
Veterans Health Administration:									
Medical Care .....	2,918	.....	2,918	28,487	.....	28,487	24,639	.....	24,639
Medical Administration.....	288	.....	288	3,021	.....	3,021	3,042	.....	3,042
Other .....	67	26	41	681	252	430	646	235	411
Benefit Programs:									
Public Enterprise Funds:									
Veterans Housing Benefit Program Fund.....	33	2	31	906	28	878	65	37	28
Compensation and Pensions .....	3,453	.....	3,453	33,300	.....	33,300	28,118	.....	28,118
Readjustment Benefits.....	215	.....	215	2,774	.....	2,774	2,603	.....	2,603
Insurance Funds:									
National Service Life.....	95	.....	95	968	.....	968	960	.....	960
Veterans Special Life.....	12	2	10	117	154	-37	110	157	-48
Other .....	1	.....	1	37	.....	37	41	.....	41
<b>Total--Benefit Programs.....</b>	<b>3,810</b>	<b>4</b>	<b>3,806</b>	<b>38,103</b>	<b>182</b>	<b>37,920</b>	<b>31,897</b>	<b>194</b>	<b>31,703</b>
Departmental Administration.....	572	75	497	5,292	1,138	4,154	4,587	1,168	3,419
Proprietary Receipts from the Public:									
National Service Life.....	.....	13	-13	.....	114	-114	.....	119	-119
Other .....	.....	268	-268	.....	3,627	-3,627	.....	3,081	-3,081
Intrabudgetary Transactions .....	-6	.....	-6	-8	.....	-8	-5	.....	-5
<b>Total--Department of Veterans Affairs .....</b>	<b>7,647</b>	<b>386</b>	<b>7,261</b>	<b>75,576</b>	<b>5,313</b>	<b>70,263</b>	<b>64,806</b>	<b>4,797</b>	<b>60,009</b>
<b>Corps of Engineers:</b>									
Construction .....	58	.....	58	1,156	.....	1,156	1,276	.....	1,276
Operation and Maintenance.....	149	.....	149	1,117	.....	1,117	1,175	.....	1,175
Flood Control and Coastal Emergencies .....	75	.....	75	528	.....	528	-919	.....	-919
Harbor Maintenance Trust Fund .....	64	.....	64	638	.....	638	618	.....	618
Rivers and Harbors Contributed Funds.....	24	.....	24	233	.....	233	288	.....	288
Other .....	152	.....	152	951	.....	951	925	.....	925
Proprietary Receipts from the Public.....	.....	38	-38	.....	525	-525	.....	449	-449
Intrabudgetary Transactions .....	(**)	.....	(**)	-10	.....	-10	-10	.....	-10
<b>Total--Corps of Engineers.....</b>	<b>521</b>	<b>38</b>	<b>483</b>	<b>4,614</b>	<b>525</b>	<b>4,090</b>	<b>3,353</b>	<b>449</b>	<b>2,904</b>
<b>Other Defense Civil Programs:</b>									
Military Retirement:									
Payment to Military Retirement Fund.....	.....	.....	.....	46,187	.....	46,187	26,048	.....	26,048
Military Retirement Fund.....	3,890	.....	3,890	38,075	.....	38,075	36,128	.....	36,128
Retiree Health Care:									
Payment to Department of Defense Medicare-Eligible Retiree Health Care Fund.....	.....	.....	.....	12,930	.....	12,930	15,608	.....	15,608
Department of Defense Medicare-Eligible Retiree Health Care Fund.....	901	.....	901	6,871	.....	6,871	6,649	.....	6,649
Educational Benefits .....	15	.....	15	355	.....	355	379	.....	379
Other .....	21	.....	21	186	.....	186	145	.....	145
Proprietary Receipts from the Public.....	.....	1	-1	.....	12	-12	.....	13	-13
Intrabudgetary Transactions .....	-878	.....	-878	-65,757	.....	-65,757	-45,553	.....	-45,553
<b>Total--Other Defense Civil Programs .....</b>	<b>3,949</b>	<b>1</b>	<b>3,948</b>	<b>38,848</b>	<b>12</b>	<b>38,835</b>	<b>39,404</b>	<b>13</b>	<b>39,390</b>
<b>Environmental Protection Agency:</b>									
Science and Technology.....	83	.....	83	659	.....	659	656	.....	656
Environmental Programs and Management.....	231	.....	231	1,954	.....	1,954	1,917	.....	1,917
State and Tribal Assistance Grants.....	293	.....	293	3,118	.....	3,118	3,244	.....	3,244
Payment to the Hazardous Substance Superfund .....	.....	.....	.....	985	.....	985	1,040	.....	1,040
Hazardous Substance Superfund .....	-50	.....	-50	773	.....	773	1,060	.....	1,060
Other .....	29	(**)	29	141	22	119	147	22	126
Proprietary Receipts from the Public.....	.....	23	-23	.....	76	-76	.....	231	-231
Intrabudgetary Transactions .....	9	.....	9	-964	.....	-964	-998	.....	-998
Offsetting Governmental Receipts .....	.....	2	-2	.....	20	-20	.....	20	-20
<b>Total--Environmental Protection Agency.....</b>	<b>595</b>	<b>25</b>	<b>570</b>	<b>6,665</b>	<b>119</b>	<b>6,546</b>	<b>7,067</b>	<b>273</b>	<b>6,795</b>
<b>Executive Office of the President:</b>									
The White House.....	12	.....	12	145	.....	145	131	.....	131
Office of Management and Budget .....	7	.....	7	65	.....	65	63	.....	63
Unanticipated Needs:									
Iraq Relief and Reconstruction Fund.....	55	.....	55	749	.....	749	2,333	.....	2,333
Other .....	.....	.....	.....	.....	.....	.....	58	.....	58
Other .....	8	.....	8	72	.....	72	66	.....	66
Proprietary Receipts from the Public.....	.....	(**)	(**)	.....	1	-1	.....	1	-1
Intrabudgetary Transactions .....	.....	.....	.....	-2	.....	-2	(**)	.....	(**)
<b>Total--Executive Office of the President .....</b>	<b>82</b>	<b>(**)</b>	<b>82</b>	<b>1,030</b>	<b>1</b>	<b>1,030</b>	<b>2,652</b>	<b>1</b>	<b>2,651</b>
<b>General Services Administration:</b>									
Real Property Activities.....	24	.....	24	191	.....	191	89	.....	89
Supply and Technology Activities .....	-51	.....	-51	110	.....	110	32	.....	32
General Activities .....	21	.....	21	188	.....	188	216	.....	216
Proprietary Receipts from the Public.....	.....	-6	6	.....	17	-17	.....	107	-107
Intrabudgetary Transactions .....	-3	.....	-3	2	.....	2	-7	.....	-7
<b>Total--General Services Administration.....</b>	<b>-9</b>	<b>-6</b>	<b>-4</b>	<b>490</b>	<b>17</b>	<b>473</b>	<b>330</b>	<b>107</b>	<b>224</b>

**Table 5. Outlays of the U.S. Government, July 2008 and Other Periods**

Classification	[\$ millions]								
	This Month			Current Fiscal Year to Date			Prior Fiscal Year to Date		
	Gross Outlays	Applicable Receipts	Outlays	Gross Outlays	Applicable Receipts	Outlays	Gross Outlays	Applicable Receipts	Outlays
<b>International Assistance Program:</b>									
International Security Assistance:									
Foreign Military Financing Program .....	84	.....	84	4,377	.....	4,377	4,264	.....	4,264
Economic Support Fund .....	346	.....	346	3,366	.....	3,366	2,677	.....	2,677
Other .....	119	15	104	785	199	587	565	304	261
Proprietary Receipts from the Public.....	.....	.....	.....	.....	.....	.....	.....	26	-26
Total--International Security Assistance.....	549	15	534	8,528	199	8,329	7,506	330	7,176
Multilateral Assistance:									
Contribution to the International Development									
Association .....	.....	.....	.....	950	.....	950	1,435	.....	1,435
Other .....	83	.....	83	638	.....	638	457	.....	457
Total--Multilateral Assistance.....	83	.....	83	1,588	.....	1,588	1,892	.....	1,892
International Development Assistance:									
Agency for International Development:									
Sustainable Development Assistance Program .....	121	.....	121	1,098	.....	1,098	1,158	.....	1,158
Child Survival and Disease Programs.....	116	.....	116	1,468	.....	1,468	1,296	.....	1,296
Operating Expenses .....	55	.....	55	596	.....	596	507	.....	507
Other.....	205	98	107	966	620	346	1,034	554	480
Proprietary Receipts from the Public.....	.....	(**)	(**)	.....	5	-5	.....	-1	1
Intrabudgetary Transactions .....	-17	.....	-17	41	.....	41	12	.....	12
Total--Agency for International Development.....	480	99	381	4,169	625	3,544	4,007	553	3,454
Overseas Private Investment Corporation:									
Overseas Private Investment Corporation Account.....	6	7	-1	128	193	-65	174	212	-38
Proprietary Receipts from the Public.....	.....	(**)	(**)	.....	543	-543	.....	312	-312
Total--Overseas Private Investment Corporation .....	6	8	-2	128	736	-608	174	524	-351
Peace Corps.....	29	(**)	29	282	(**)	282	269	(**)	269
Other .....	7	.....	7	75	(**)	75	79	.....	79
Total--International Development Assistance.....	522	107	415	4,654	1,361	3,293	4,529	1,078	3,451
International Monetary Programs.....	38	.....	38	-177	.....	-177	-185	.....	-185
Military Sales Programs:									
Foreign Military Sales Trust Fund .....	1,458	.....	1,458	13,767	.....	13,767	11,540	.....	11,540
Proprietary Receipts from the Public.....	.....	1,327	-1,327	.....	18,648	-18,648	.....	12,866	-12,866
Other .....	42	(**)	42	428	2	427	271	2	269
Total--International Assistance Program .....	2,692	1,448	1,244	28,788	20,209	8,579	25,553	14,275	11,278
<b>National Aeronautics and Space Administration:</b>									
Science, Aeronautics, and Exploration .....									
Space Operations .....	504	.....	504	5,329	.....	5,329	5,157	.....	5,157
Other .....	8	.....	8	52	.....	52	150	.....	150
Proprietary Receipts from the Public.....	.....	(**)	(**)	.....	4	-4	.....	14	-14
Intrabudgetary Transactions .....	-4	.....	-4	-1	.....	-1	26	.....	26
Total--National Aeronautics and Space Administration .....	1,551	(**)	1,550	14,520	4	14,516	12,624	14	12,610
<b>National Science Foundation:</b>									
Research and Related Activities .....									
Education and Human Resources .....	28	.....	28	659	.....	659	851	.....	851
Other .....	29	.....	29	432	.....	432	390	.....	390
Proprietary Receipts from the Public.....	.....	(**)	(**)	.....	1	-1	.....	1	-1
Total--National Science Foundation.....	659	(**)	658	4,669	1	4,668	4,415	1	4,413
<b>Office of Personnel Management:</b>									
Government Payment for Annuitants, Employees									
Health and Life Insurance Benefits .....	741	.....	741	7,277	.....	7,277	7,161	.....	7,161
Civil Service Retirement and Disability Fund .....	5,467	.....	5,467	53,020	.....	53,020	67,888	.....	67,888
Employees Life Insurance Fund .....	232	262	-29	2,080	3,344	-1,264	2,003	3,411	-1,408
Employees and Retired Employees Health Benefits Fund.....	2,991	3,122	-131	29,440	29,492	-52	27,691	28,928	-1,237
Other .....	-4	.....	-4	42	.....	42	92	.....	92
Proprietary Receipts from the Public.....	.....	(**)	(**)	.....	2	-2	.....	12	-12
Intrabudgetary Transactions:									
Postal Service Contributions.....	.....	.....	.....	-1,202	.....	-1,202	-20,091	.....	-20,091
Civil Service Retirement and Disability Fund:									
Other.....	-4	.....	-4	-32	.....	-32	-31	.....	-31
Total--Office of Personnel Management .....	9,423	3,384	6,039	90,625	32,839	57,787	84,714	32,351	52,362
<b>Small Business Administration:</b>									
Public Enterprise Funds:									
Business Loan Fund .....	1	4	-3	499	24	475	542	20	521
Disaster Loan Fund .....	11	(**)	11	170	3	167	1,144	4	1,140
Other .....	(**)	1	-1	4	5	-1	5	7	-2
Other .....	55	.....	55	464	.....	464	111	(**)	111
Proprietary Receipts from the Public.....	.....	(**)	(**)	.....	743	-743	.....	774	-774
Intrabudgetary Transactions .....	.....	.....	.....	(**)	.....	(**)	(**)	.....	(**)
Total--Small Business Administration .....	68	5	63	1,137	774	363	1,802	804	997

**Table 5. Outlays of the U.S. Government, July 2008 and Other Periods**

Classification	[\$ millions]								
	This Month			Current Fiscal Year to Date			Prior Fiscal Year to Date		
	Gross Outlays	Applicable Receipts	Outlays	Gross Outlays	Applicable Receipts	Outlays	Gross Outlays	Applicable Receipts	Outlays
<b>Social Security Administration:</b>									
Payments to Social Security Trust Funds .....	4,112	.....	4,112	17,801	.....	17,801	19,299	.....	19,299
Supplemental Security Income Program.....	3,607	.....	3,607	36,154	.....	36,154	31,154	.....	31,154
<b>Federal Old-Age and Survivors Insurance Trust Fund</b>									
<b>(Off-Budget):</b>									
Benefit Payments.....	42,808	.....	42,808	417,491	.....	417,491	397,935	.....	397,935
Administrative Expenses.....	-50	.....	-50	2,763	.....	2,763	2,585	.....	2,585
Payment to Railroad Retirement Account .....	.....	.....	.....	3,632	.....	3,632	3,575	.....	3,575
Total--FOASI Trust Fund .....	42,758	.....	42,758	423,885	.....	423,885	404,094	.....	404,094
<b>Federal Disability Insurance Trust Fund</b>									
<b>(Off-Budget):</b>									
Benefit Payments.....	8,775	.....	8,775	86,777	.....	86,777	80,661	.....	80,661
Administrative Expenses.....	199	.....	199	2,053	.....	2,053	1,938	.....	1,938
Payment to Railroad Retirement Account.....	.....	.....	.....	418	.....	418	445	.....	445
Total--FDI Trust Fund .....	8,975	.....	8,975	89,247	.....	89,247	83,044	.....	83,044
Other .....	17	.....	17	163	.....	163	124	.....	124
<b>Proprietary Receipts from the Public:</b>									
On-Budget .....	.....	208	-208	.....	2,516	-2,516	.....	2,287	-2,287
Off-Budget .....	.....	11	-11	.....	97	-97	.....	67	-67
<b>Intrabudgetary Transactions:</b>									
Off-Budget <sup>2</sup> .....	-4,112	.....	-4,112	-17,791	.....	-17,791	-19,297	.....	-19,297
Total--Social Security Administration .....	55,356	219	55,137	549,459	2,613	546,847	518,417	2,353	516,064
<b>Other Independent Agencies:</b>									
Broadcasting Board of Governors.....	77	.....	77	604	1	603	550	(**)	550
Corporation for National and Community Service .....	70	.....	70	728	.....	728	743	.....	743
Corporation for Public Broadcasting .....	.....	.....	.....	448	.....	448	464	.....	464
<b>District of Columbia:</b>									
Courts.....	23	.....	23	218	.....	218	190	(**)	190
General and Special Payments.....	43	.....	43	411	(**)	411	414	(**)	414
Other .....	.....	.....	.....	13	.....	13	.....	.....	.....
Equal Employment Opportunity Commission.....	24	1	23	267	4	263	266	4	262
Export-Import Bank of the United States.....	5	21	-16	522	1,094	-572	441	1,815	-1,373
<b>Federal Communications Commission:</b>									
Universal Service Fund.....	625	.....	625	6,511	.....	6,511	6,180	.....	6,180
Spectrum Auction Program Account.....	(**)	.....	(**)	5	.....	5	30	.....	30
Other .....	(**)	6	-6	62	19	42	26	23	3
<b>Federal Deposit Insurance Corporation:</b>									
Deposit Insurance Fund.....	14,089	.....	14,089	13,777	.....	13,777	-719	.....	-719
FSLIC Resolution Fund.....	77	9	68	580	164	416	438	198	240
Total--Federal Deposit Insurance Corporation .....	14,166	9	14,157	14,357	164	14,193	-281	198	-480
Federal Drug Control Programs.....	30	.....	30	251	.....	251	327	.....	327
Intelligence Community Management Account.....	128	.....	128	285	.....	285	664	.....	664
Legal Services Corporation.....	30	.....	30	295	.....	295	289	.....	289
National Archives and Records Administration .....	31	3	28	313	18	294	294	29	264
National Credit Union Administration .....	127	21	106	627	779	-152	272	631	-358
National Endowment for the Arts .....	8	(**)	8	105	1	104	101	(**)	101
National Endowment for the Humanities.....	10	.....	10	113	.....	113	111	.....	111
Institute of Museum and Library Services.....	25	.....	25	206	.....	206	204	.....	204
National Labor Relations Board.....	19	(**)	19	211	(**)	211	212	(**)	211
Nuclear Regulatory Commission.....	74	14	60	721	563	158	626	482	144
<b>Postal Service:</b>									
Public Enterprise Funds (Off-Budget) .....	5,715	6,080	-365	61,208	64,482	-3,274	63,852	63,580	273
Payments to the Postal Service Fund .....	.....	.....	.....	109	.....	109	114	.....	114



**Table 5. Outlays of the U.S. Government, July 2008 and Other Periods**

Classification	[\$ millions]								
	This Month			Current Fiscal Year to Date			Prior Fiscal Year to Date		
	Gross Outlays	Applicable Receipts	Outlays	Gross Outlays	Applicable Receipts	Outlays	Gross Outlays	Applicable Receipts	Outlays
<b>Other Independent Agencies:—Continued</b>									
Railroad Retirement Board:									
Federal Windfall Subsidy .....	6	.....	6	65	.....	65	73	.....	73
Federal Payments to the Railroad Retirement Accounts.....	28	.....	28	359	.....	359	460	.....	460
Railroad Unemployment Insurance Trust Fund:									
Benefit Payments.....	5	.....	5	70	.....	70	61	.....	61
Transfer to Administrative Funds .....	1	.....	1	14	.....	14	.....	.....	.....
Rail Industry Pension Fund:									
Benefit Payments.....	246	.....	246	3,323	.....	3,323	3,325	.....	3,325
Advances from FOASDI Fund.....	-104	.....	-104	-1,039	.....	-1,039	-1,024	.....	-1,024
OASDI Certifications .....	104	.....	104	1,039	.....	1,039	1,024	.....	1,024
Administrative Expenses.....	(**)	.....	(**)	-1	.....	-1	83	.....	83
Transfer to Administrative Funds .....	5	.....	5	53	.....	53	.....	.....	.....
Other.....	(**)	.....	(**)	1	.....	1	6	.....	6
National Railroad Retirement Investment Trust:									
Administrative Expenses.....	4	.....	4	57	.....	57	46	.....	46
Transfers to the Railroad Retirement Trust Funds From the National Railroad Retirement Investment Trust.....	40	.....	40	1,012	.....	1,012	1,220	.....	1,220
Railroad Social Security Equivalent Benefit Account:									
Benefit Payments.....	589	.....	589	5,142	.....	5,142	4,935	.....	4,935
Transfer to Administrative Funds .....	2	.....	2	27	.....	27	.....	.....	.....
Other .....	(**)	.....	(**)	(**)	.....	(**)	.....	.....	.....
Proprietary Receipts from the Public.....	.....	-1,729	1,729	.....	-1,350	1,350	.....	4,477	-4,477
Intrabudgetary Transactions:									
Payments from Other Funds to the Railroad Retirement Trust Funds .....									
Other.....	-68	.....	-68	-1,371	.....	-1,371	-1,680	.....	-1,680
<b>Total--Railroad Retirement Board .....</b>	<b>859</b>	<b>-1,729</b>	<b>2,589</b>	<b>4,702</b>	<b>-1,350</b>	<b>6,052</b>	<b>4,509</b>	<b>4,477</b>	<b>32</b>
Securities and Exchange Commission.....	55	.....	55	225	.....	225	-12	.....	-12
Smithsonian Institution.....	83	19	64	661	(**)	661	639	-19	658
Tennessee Valley Authority .....	2,059	2,112	-53	22,038	21,606	431	15,828	15,866	-38
Other .....	146	13	133	1,728	453	1,275	1,466	498	968
<b>Total--Other Independent Agencies .....</b>	<b>24,435</b>	<b>6,570</b>	<b>17,865</b>	<b>117,942</b>	<b>87,834</b>	<b>30,108</b>	<b>98,520</b>	<b>87,585</b>	<b>10,935</b>
<b>Undistributed Offsetting Receipts:</b>									
Other Interest.....	.....	1	-1	.....	10	-10	.....	1	-1
Employer Share, Employee Retirement:									
Department of Health and Human Services:									
Federal Hospital Insurance Trust Fund:									
Federal Employer Contributions.....	-252	.....	-252	-2,427	.....	-2,427	-2,354	.....	-2,354
Postal Service Employer Contributions .....	-64	.....	-64	-640	.....	-640	-580	.....	-580
Department of State:									
Foreign Service Retirement and Disability Fund .....	-25	.....	-25	-183	.....	-183	-168	.....	-168
Other Defense Civil Programs:									
Military Retirement Fund.....	-1,215	.....	-1,215	-16,124	.....	-16,124	-14,461	.....	-14,461
Department of Defense Medicare-Eligible Retiree Health Care Fund .....	.....	.....	.....	-11,496	.....	-11,496	-11,547	.....	-11,547
Office of Personnel Management:									
Civil Service Retirement and Disability Fund .....	-1,840	.....	-1,840	-15,574	.....	-15,574	-14,551	.....	-14,551
Social Security Administration (Off-Budget):									
Federal Old-Age and Survivors Insurance Trust Fund:									
Federal Employer Contributions.....	-973	.....	-973	-9,241	.....	-9,241	-8,693	.....	-8,693
Federal Disability Insurance Trust Fund:									
Federal Employer Contributions.....	-166	.....	-166	-1,569	.....	-1,569	-1,476	.....	-1,476
Payments for Military Service Credits .....	.....	.....	.....	-8	.....	-8	.....	.....	.....
Other .....	-2	.....	-2	-2	.....	-2	-2	.....	-2
<b>Total--Employer Share, Employee Retirement.....</b>	<b>-4,537</b>	<b>.....</b>	<b>-4,537</b>	<b>-57,264</b>	<b>.....</b>	<b>-57,264</b>	<b>-53,832</b>	<b>.....</b>	<b>-53,832</b>

**Table 5. Outlays of the U.S. Government, July 2008 and Other Periods**

Classification	[\$ millions]								
	This Month			Current Fiscal Year to Date			Prior Fiscal Year to Date		
	Gross Outlays	Applicable Receipts	Outlays	Gross Outlays	Applicable Receipts	Outlays	Gross Outlays	Applicable Receipts	Outlays
<b>Undistributed Offsetting Receipts:—Continued</b>									
Interest Received by Trust Funds:									
Judicial Branch:									
Judicial Survivors Annuity Fund .....	-1	.....	-1	-12	.....	-12	-19	.....	-19
Department of Health and Human Services:									
Federal Hospital Insurance Trust Fund .....	849	.....	849	-15,838	.....	-15,838	-16,101	.....	-16,101
Federal Supplementary Medical Insurance Trust Fund .....	-830	.....	-830	-3,095	.....	-3,095	-1,928	.....	-1,928
Department of Homeland Security:									
Oil Spill Liability Trust Fund .....	(**)	.....	(**)	5	.....	5	-19	.....	-19
Other .....	-5	.....	-5	-70	.....	-70	-62	.....	-62
Department of Labor:									
Unemployment Trust Fund .....	-5	.....	-5	-3,594	.....	-3,594	-3,161	.....	-3,161
Department of State:									
Foreign Service Retirement and Disability Fund .....	(**)	.....	(**)	-781	.....	-781	-772	.....	-772
Department of Transportation:									
Airport and Airway Trust Fund .....	-2	.....	-2	-430	.....	-430	-429	.....	-429
Department of Veterans Affairs:									
National Service Life Insurance Fund .....	(**)	.....	(**)	-553	.....	-553	-589	.....	-589
United States Government Life Insurance Fund .....	(**)	.....	(**)	-2	.....	-2	-2	.....	-2
Corps of Engineers .....	-17	.....	-17	-91	.....	-91	-116	.....	-116
Other Defense Civil Programs:									
Military Retirement Fund .....	-1,488	.....	-1,488	-11,977	.....	-11,977	-9,238	.....	-9,238
Educational Benefits Fund .....	-15	.....	-15	-61	.....	-61	-46	.....	-46
Armed Forces Retirement Home .....	-2	.....	-2	-7	.....	-7	-7	.....	-7
Environmental Protection Agency .....	-1	.....	-1	-130	.....	-130	-155	.....	-155
Office of Personnel Management:									
Civil Service Retirement and Disability Fund .....	-1	.....	-1	-37,183	.....	-37,183	-37,206	.....	-37,206
Social Security Administration (Off-Budget):									
Federal Old-Age and Survivors Insurance Trust Fund .....	-19	.....	-19	-102,625	.....	-102,625	-95,180	.....	-95,180
Federal Disability Insurance Trust Fund .....	-5	.....	-5	-10,968	.....	-10,968	-10,638	.....	-10,638
Independent Agencies:									
Railroad Retirement Board .....	-3	.....	-3	-54	.....	-54	-53	.....	-53
Other .....	-2	.....	-2	-23	.....	-23	-30	.....	-30
Other .....	-12	.....	-12	96	.....	96	-97	.....	-97
Total--Interest Received by Trust Funds .....	-1,560	.....	-1,560	-187,393	.....	-187,393	-175,849	.....	-175,849
Digital Television Transition and Public Safety Fund .....	.....	.....	.....	18,957	.....	-18,957	.....	.....	.....
Rents and Royalties on the Outer Continental Shelf Lands .....	.....	2,093	-2,093	.....	16,037	-16,037	.....	6,037	-6,037
Spectrum Auction Proceeds .....	.....	.....	.....	.....	(**)	(**)	.....	6,850	-6,850
Spectrum Relocation Activities .....	.....	.....	.....	.....	(**)	(**)	.....	6,850	-6,850
Total--Undistributed Offsetting Receipts .....	-6,098	2,094	-8,192	-244,657	35,004	-279,661	-229,681	19,737	-249,418
Total Outlays .....	288,523	25,262	263,261	2,761,691	295,852	2,465,838	2,541,095	267,902	2,273,193
Total On-Budget .....	236,351	19,171	217,179	2,329,551	231,274	2,098,278	2,125,388	204,256	1,921,132
Total Off-Budget .....	52,172	6,091	46,082	432,139	64,579	367,561	415,707	63,646	352,061
Total Surplus (+) or Deficit .....			-102,767			-371,441			-157,420
Total On-Budget .....			-107,129			-557,275			-337,046
Total Off-Budget .....			+4,362			+185,834			+179,627

**MEMORANDUM**

Receipts Offset Against Outlays  
(In Millions)

	Current Fiscal Year to Date	Comparable Period Prior Fiscal Year
Proprietary Receipts .....	118,174	108,821
Receipts from Off-Budget Federal Entities .....	.....	.....
Intrabudgetary Transactions .....	502,323	485,947
Governmental Receipts .....	25,113	12,071
Total Receipts Offset Against Outlays .....	645,611	606,839

<sup>1</sup>Outlays for the Department of Agriculture have decreased and outlays for the Department of Interior, Minerals Management Service have been correspondingly increased by \$9,290 million to reflect additional reporting by Department of Interior in September 2007.

<sup>2</sup>Includes FICA and SECA tax credits, non-contributory military service credits, special benefits for the aged, and credit for the unnegotiated OASI benefit checks.

Note: Details may not add to totals due to rounding.

...No Transactions.

(\*\*) Less than \$500,000.

**This Page Left Blank Intentionally**

---

**Table 6. Means of Financing the Deficit or Disposition of Surplus by the U.S. Government, July 2008 and Other Periods**

Assets and Liabilities Directly Related to Budget Off-budget Activity	[ \$ millions ]					
	Net Transactions (-) denotes net reduction of either liability or asset accounts			Account Balances Current Fiscal Year		
	This Month	Fiscal Year to Date		Beginning of		Close of This Month
This Year		Prior Year	This Year	This Month		
<b>Liability Accounts:</b>						
Borrowing from the Public:						
Treasury Securities, Issued Under General						
Financing Authorities:						
Debt Held by the Public .....	118,318	354,076	160,596	5,049,305	5,285,064	5,403,382
Intragovernmental Holdings .....	-24,845	223,750	264,868	3,958,348	4,206,942	4,182,098
Total Treasury Securities Outstanding .....	93,474	577,826	425,464	9,007,653	9,492,006	9,585,480
Plus Premium on Treasury Securities .....	-37	389	-200	4,145	4,571	4,534
Less Discount on Treasury Securities .....	1,661	-20,258	1,227	86,223	64,304	65,965
Total Treasury Securities Net of Premium and Discount .....	91,775	598,473	424,037	8,925,575	9,432,273	9,524,048
Agency Securities, Issued Under Special Financing						
Authorities (See Schedule B. for Other Agency						
Borrowing, See Schedule C) .....	-183	384	-105	22,959	23,527	23,344
Total Federal Securities .....	91,592	598,858	423,932	8,948,534	9,455,799	9,547,392
Deduct:						
Federal Securities Held as Investments						
of Government Accounts (See Schedule D) .....	-24,723	223,847	264,967	3,958,417	4,206,987	4,182,264
Less Discount on Federal Securities Held as						
Investments of Government Accounts .....	276	-17,188	2,312	42,796	25,332	25,608
Net Federal Securities Held As Investments						
of Government Accounts .....	-24,999	241,035	262,655	3,915,621	4,181,655	4,156,656
Total Borrowing from the Public .....	116,591	357,823	161,277	5,032,913	5,274,145	5,390,736
Accrued Interest Payable to the Public .....	3,764	3,489	7,920	44,390	44,116	47,879
Allocations of Special Drawing Rights .....	-62	315	269	7,627	8,004	7,942
Deposit Funds .....	315	1,322	-1,718	10,419	11,426	11,741
Miscellaneous Liability Accounts (Includes Checks						
Outstanding Etc.) .....	-10,390	2,460	-2,747	8,118	20,968	10,578
<b>Total Liability Accounts .....</b>	<b>110,218</b>	<b>365,409</b>	<b>165,001</b>	<b>5,103,466</b>	<b>5,358,658</b>	<b>5,468,875</b>
<b>Asset Accounts (Deduct)</b>						
Cash and Monetary Assets:						
U.S. Treasury Operating Cash: <sup>1</sup>						
Federal Reserve Account .....	278	-283	-325	5,539	4,978	5,256
Tax and Loan Note Accounts .....	7,962	-13,398	-4,462	69,698	48,338	56,300
Balance .....	8,240	-13,681	-4,786	75,237	53,316	61,556
Special Drawing Rights:						
Total Holdings .....	-77	472	457	9,301	9,849	9,772
SDR Certificates Issued to Federal Reserve Banks .....	.....	.....	.....	-2,200	-2,200	-2,200
Balance .....	-77	472	457	7,101	7,649	7,572
Reserve Position on the U.S. Quota in the IMF:						
U.S. Subscription to International Monetary Fund:						
Direct Quota Payments .....	.....	.....	.....	46,525	46,525	46,525
Maintenance of Value Adjustments .....	-473	2,386	2,038	11,304	14,163	13,690
Letter of Credit Issued to IMF .....	-270	276	-4,230	-52,101	-51,555	-51,825
Dollar Deposits with the IMF .....	4	16	-1	-153	-140	-136
Receivable/payable (-) for Interim Maintenance						
of Value Adjustments .....	435	-2,209	-59	-1,111	-3,755	-3,320
Balance .....	-304	469	-2,253	4,464	5,237	4,933
Other Cash and Monetary Assets .....	320	1,219	897	25,168	26,067	26,387
Total Cash and Monetary Assets .....	8,179	-11,521	-5,686	111,969	92,270	100,449
Non-Federal Securities of the National Railroad						
Retirement Investment Trust .....	-1,769	-2,124	3,232	30,780	30,425	28,656
Net Activity, Guaranteed Loan Financing .....	417	6,000	11,509	-48,043	-42,460	-42,043
Net Activity, Direct Loan Financing .....	798	873	-2,131	168,549	168,624	169,422
Miscellaneous Asset Accounts .....	-174	1,180	1,088	-267	1,086	913
<b>Total Asset Accounts .....</b>	<b>7,451</b>	<b>-5,591</b>	<b>8,013</b>	<b>262,988</b>	<b>249,946</b>	<b>257,397</b>
<b>Excess of Liabilities (+) or Assets (-) .....</b>	<b>102,767</b>	<b>371,001</b>	<b>156,988</b>	<b>4,840,478</b>	<b>5,108,712</b>	<b>5,211,479</b>
Transactions Not Applied to Current Year's Surplus						
or Deficit (See Schedule A for Details) .....	.....	440	432	.....	440	440
<b>Total Budget and Off-Budget Federal Entities</b>						
<b>(Financing of Deficit (+) or Disposition of</b>						
<b>Surplus (-)) .....</b>	<b>102,767</b>	<b>371,441</b>	<b>157,420</b>	<b>4,840,478</b>	<b>5,109,152</b>	<b>5,211,919</b>

<sup>1</sup>Major sources of information used to determine Treasury's operating cash balance include Federal Reserve Banks, the Treasury Regional Finance Centers, the Internal Revenue Service Centers, the Bureau of the Public Debt and various electronic systems. Deposits are reflected as received and withdrawals are reflected as processed.

...No Transactions  
Note: Details may not add to totals due to rounding.

**Table 6. Schedule A-Analysis of Change in Excess of Liabilities of the U.S. Government, July 2008 and Other Periods**

Classification	[\$ millions]		
	This Month	Fiscal Year to Date	
		This Year	Prior Year
<b>Excess of Liabilities Beginning of Period:</b>			
Based on Composition of Unified Budget In			
Preceding Period .....	5,108,712	4,841,785	4,679,712
Adjustments During Current Fiscal Year for			
Changes in Composition of Unified Budget:			
Revisions by Federal Agencies to the Prior Budget Results .....	.....	-1,307	21
Excess of Liabilities Beginning of Period (Current Basis).....	5,108,712	4,840,478	4,679,734
<b>Budget Surplus (-) or Deficit:</b>			
Based on Composition of Unified Budget in Prior Fiscal Yr.....	102,767	371,441	157,420
Total Surplus (-) or Deficit Table 2).....	102,767	371,441	157,420
Total-On-Budget (Table 2).....	107,129	557,275	337,046
Total-Off-Budget (Table 2).....	-4,362	-185,834	-179,627
<b>Transactions Not Applied to Current Year's Surplus or Deficit:</b>			
Seigniorage .....	.....	-440	-432
Reclassification of Aged Unreconciled Accounts .....	.....	.....	(**)
Total-transactions Not Applied to Current Year's			
Surplus or Deficit .....	.....	-440	-432
<b>Excess of Liabilities Close of Period .....</b>	<b>5,211,479</b>	<b>5,211,479</b>	<b>4,836,721</b>

... No Transactions

Note: Details may not add to totals due to rounding.

(\* \*) Less than \$500,000.

**Table 6. Schedule B-Securities Issued by Federal Agencies Under Special Financing Authorities, July 2008 and Other Periods**

Classification	[\$ millions]					
	This Month	Net Transactions (-) denotes net reduction of liability accounts		Account Balances Current Fiscal Year		
		Fiscal Year to Date		Beginning of		Close of
		This Year	Prior Year	This Year	This Month	This Month
<b>Agency Securities, Issued Under Special Financing Authorities:</b>						
Obligations Guaranteed by the United States,						
Issued By:						
Department of Housing and Urban Development:						
Federal Housing Administration .....	5	-16	-28	85	65	69
Obligations Not Guaranteed by the United States,						
Issued By:						
Legislative Branch:						
Architect of the Capitol.....	3	2	3	152	151	155
Independent Agencies:						
Federal Communications Commission.....	.....	.....	.....	(**)	(**)	(**)
National Archives and Records Administration .....	.....	-5	-5	215	210	210
Tennessee Valley Authority .....	-191	403	-75	22,506	23,101	22,910
<b>Total Agency Securities .....</b>	<b>-183</b>	<b>384</b>	<b>-105</b>	<b>22,959</b>	<b>23,527</b>	<b>23,344</b>

... No Transactions

Note: Details may not add to totals due to rounding.

(\* \*) Less than \$500,000.

**Table 6. Schedule C (Memorandum)-Federal Agency Borrowing Financed Through the Issue of Treasury Securities, July 2008 and Other Periods**

Classification	[\$ millions]					
	Transactions			Account Balances Current Fiscal Year		
	This Month	Fiscal Year to Date		Beginning of		Close of This Month
This Year		Prior Year	This Year	This Month		
<b>Borrowing from the Treasury:</b>						
Department of Agriculture:						
Farm Service Agency:						
Commodity Credit Corporation.....	-1,342	-983	-10,158	4,532	4,891	3,549
Agricultural Credit Insurance Fund.....	-1,100	-640	1,151	5,654	6,114	5,015
Farm Storage Facility Loans.....	-12	62	74	467	541	529
Apple Loans Fund.....	.....	.....	.....	1	1	1
Emergency Boll Weevil Loan Fund.....	.....	(**)	.....	4	4	4
Natural Resources Conservation Service.....	.....	.....	.....	4	4	4
Rural Housing Service:						
Rural Housing Insurance.....	116	649	806	11,479	12,012	12,128
Rural Community Facility Loans Fund.....	45	302	306	2,316	2,573	2,618
Multifamily Housing Revitalization Loan Account.....	3	34	6	8	40	43
Rural Business - Cooperative Service:						
Rural Business and Industry Loans.....	.....	.....	.....	65	65	65
Rural Development Loan Fund.....	.....	13	15	267	279	279
Rural Economic Development Loan Fund.....	.....	14	7	89	103	103
Rural Utilities Service:						
Rural Water and Waste Disposal Fund.....	.....	447	601	7,293	7,740	7,740
Rural Electrification and Telecommunications Fund.....	-255	364	1,092	14,737	15,357	15,101
Rural Telephone Bank.....	.....	42	43	462	504	504
Distance Learning and Telemedicine Program.....	.....	47	83	311	357	357
Foreign Agricultural Service.....	.....	.....	90	1,448	1,448	1,448
Department of Commerce:						
Departmental Management:						
Emergency Steel Guaranteed Loan Fund.....	.....	.....	.....	2	2	2
National Oceanic and Atmospheric Administration:						
Fisheries Finance.....	-29	-2	64	470	496	468
Fishing Vessel Obligations.....	-3	-2	-2	9	10	8
National Telecommunications and Information Administration:						
Digital Television Transition and Public Safety Fund.....	5	505	28	164	665	669
Department of Defense - Military:						
Arms Initiative Loans.....	.....	-27	14	27	(**)	(**)
Family Housing Improvement Loans.....	.....	28	9	197	225	225
Department of Education:						
College Housing and Academic Facilities Loans.....	.....	.....	(**)	81	81	81
Federal Direct Student Loans.....	7,100	19,152	12,637	103,893	115,945	123,045
Teach Grant Loans.....	26	26	.....	.....	.....	26
Department of Energy:						
Bonneville Power Administration Fund.....	40	(**)	-70	2,241	2,200	2,240
Department of Homeland Security:						
National Flood Insurance Fund.....	.....	-175	650	17,535	17,360	17,360
Disaster Assistance Loan Fund.....	.....	-251	44	252	(**)	(**)
Department of Housing and Urban Development:						
Public and Indian Housing Programs:						
Low-Rent Public Housing - Loans and Other Expenses.....	.....	1	3	.....	1	1
Housing Programs:						
Federal Housing Administration.....	.....	.....	.....	4,573	4,573	4,573
Department of the Interior:						
Helium Fund.....	.....	.....	.....	252	252	252
Bureau of Reclamation Loan Fund.....	.....	.....	.....	73	73	73
Bureau of Indian Affairs.....	.....	1	-21	8	10	10
Assistance to American Samoa Loan Fund.....	.....	.....	.....	11	11	11
Department of Justice:						
Federal Prison Industries, Incorporated.....	.....	.....	.....	20	20	20
Department of State:						
Repatriation Loans.....	.....	(**)	(**)	2	2	2
Department of Transportation:						
Minority Business Resource Center Fund.....	.....	.....	(**)	(**)	(**)	(**)
Federal Aviation Administration:						
Aircraft Purchase Loan Guarantee Program.....	.....	.....	.....	(**)	(**)	(**)
Federal Highway Administration:						
Transportation Infrastructure Finance and Innovation Fund.....	6	847	228	339	1,179	1,186
Federal Railroad Administration:						
Railroad Rehabilitation and Improvement Loan Fund.....	6	-176	97	505	323	329
Other.....	.....	.....	.....	(**)	(**)	(**)
Maritime Administration:						
Ocean Freight Differential.....	1	-177	-246	193	15	16
Department of Treasury:						
Departmental Offices:						
Air Transportation Stabilization Fund.....	.....	.....	10	.....	.....	.....
Community Development Financial Institutions Fund.....	.....	1	-3	42	43	43
Federal Financing Bank Revolving Fund.....	-589	-3,043	-1,922	17,609	15,156	14,567
Department of Veterans Affairs:						
Veterans Housing Benefit Program Fund.....	455	1,169	350	993	1,707	2,162
Native American Veteran Housing Fund.....	.....	8	14	53	61	61
Vocational Rehabilitation Loan Fund.....	.....	3	3	1	4	4
Guaranteed Transitional Housing Loans for Homeless Veterans.....	.....	.....	.....	(**)	(**)	(**)

**Table 6. Schedule C (Memorandum)-Federal Agency Borrowing Financed Through the Issue of Treasury Securities, July 2008 and Other Periods**

Classification	[\$ millions]					
	Transactions			Account Balances Current Fiscal Year		
	This Month	Fiscal Year to Date		Beginning of		Close of This Month
This Year		Prior Year	This Year	This Month		
<b>Borrowing from the Treasury:—Continued</b>						
Corps of Engineers:						
Washington Aqueduct.....	.....	-1	-1	13	12	12
Environmental Protection Agency:						
Abatement, Control, and Compliance Loan Program.....	.....	-1	-1	16	15	15
General Services Administration:						
Land Acquisition and Development Fund.....	.....	.....	.....	(**)	(**)	(**)
International Assistance Program:						
International Security Assistance:						
Foreign Military Loan Program.....	.....	.....	-204	27	27	27
Military Debt Reduction.....	.....	.....	.....	225	225	225
Agency for International Development:						
International Debt Reduction.....	.....	.....	.....	474	474	474
Overseas Private Investment Corporation.....	4	218	194	793	1,007	1,011
Small Business Administration:						
Business Loan Fund.....	.....	-396	-261	1,358	962	962
Disaster Loan Fund.....	.....	-1,832	1,823	10,008	8,176	8,176
Independent Agencies:						
Export-Import Bank of the United States.....	21	-791	-547	4,364	3,552	3,573
Federal Communications Commission:						
Spectrum Auction Loan Fund.....	.....	.....	3	106	106	106
Presidio Trust Fund.....	.....	.....	.....	50	50	50
Railroad Retirement Board:						
Social Security Equivalent Benefit Account.....	297	-426	-551	2,945	2,221	2,518
Smithsonian Institution:						
John F. Kennedy Center Parking Facilities.....	.....	.....	.....	20	20	20
Tennessee Valley Authority.....	150	150	150	.....	.....	150
<b>Total Agency Borrowing from the Treasury</b>						
<b>  Financed Through Treasury Securities Issued.....</b>	<b>4,946</b>	<b>15,163</b>	<b>6,612</b>	<b>219,079</b>	<b>229,296</b>	<b>234,242</b>
<b>Borrowing from the Federal Financing Bank:</b>						
Department of Agriculture:						
Rural Utilities Service:						
Rural Electrification and Telecommunications Fund.....	89	96	-371	25,604	25,611	25,699
Department of Defense - Military:						
Department of the Navy.....	.....	.....	.....	1,624	1,624	1,624
Defense Agencies.....	-53	-53	-101	-1,555	-1,555	-1,608
Department of Education:						
Historically Black College and University Capital Financing Fund.....	5	13	158	314	323	327
Department of Health and Human Services:						
Health Maintenance Organization Loan And Loan Guarantee Fund.....	.....	.....	.....	(**)	(**)	(**)
Department of Housing and Urban Development:						
Low-Rent Housing - Loans and Other Expenses.....	.....	-99	-93	791	691	691
Department of the Interior:						
Assistance to Territories.....	-1	-1	-2	1	1	.....
Department of Transportation:						
Railroad Rehabilitation and Improvement Loan Fund.....	.....	(**)	(**)	2	2	2
Department of Veterans Affairs:						
Guaranteed Transitional Housing for Homeless Veterans.....	(**)	(**)	2	5	5	5
General Services Administration:						
Federal Buildings Fund.....	-12	-39	-25	2,120	2,093	2,081
International Assistance Program:						
Foreign Military Financing Program.....	.....	-105	-138	836	732	732
Small Business Administration:						
Business Loan Fund.....	(**)	-6	-8	17	11	11
Independent Agencies:						
Postal Service.....	-603	-3,342	-2,100	4,200	1,461	858
<b>Total Borrowing from the Federal Financing Bank.....</b>	<b>-576</b>	<b>-3,536</b>	<b>-2,679</b>	<b>33,959</b>	<b>30,999</b>	<b>30,423</b>

Note: This table includes lending by the Federal Financing Bank accomplished by the purchase of agency financial assets, by the acquisition of agency debt securities, and by direct loans on behalf of an agency. The Federal Financing Bank borrows from Treasury and issues its own securities and in turn may loan these funds to agencies in lieu of agencies borrowing directly through Treasury or issuing their own securities.

... No Transactions  
 (\*\* \*) Less than \$500,000

Note: Details may not add to totals due to rounding.

**Table 6. Schedule D-Investments of Federal Government Accounts in Federal Securities, July 2008 and Other Periods**

Classification	[\$ millions]					
	Net Purchases or Sales (-)			Securities Held as investments Current Fiscal Year		
	This Month	Fiscal Year to Date		Beginning of		Close of This Month
This Year		Prior Year	This Year	This Month		
<b>Federal Funds:</b>						
Department of Agriculture.....	2	23	40	88	109	111
Department of Commerce.....	3	3	3	.....	.....	3
Department of Defense-Military:						
Defense Cooperation Account.....	(**)	(**)	(**)	6	7	7
Department of Energy.....	57	2,607	2,849	44,058	46,607	46,665
Department of Housing and Urban Development:						
Housing Programs:						
Federal Housing Administration Fund.....	64	-3,576	112	22,410	18,770	18,834
Government National Mortgage Association:						
Guarantees of Mortgage-Backed Securities.....	121	412	350	8,759	9,050	9,171
Department of the Interior.....	95	-16	211	7,166	7,055	7,150
Department of Labor.....	-160	-19,262	186	35,905	16,803	16,643
Department of Transportation.....	16	170	159	924	1,078	1,094
Department of the Treasury.....	-1	514	776	17,171	17,686	17,684
Department of Veterans Affairs:						
Canteen Service Revolving Fund.....	.....	.....	.....	26	26	26
Veterans Reopened Insurance Fund.....	-4	-16	-15	379	366	363
Servicemen's Group Life Insurance Fund.....	.....	(**)	(**)	1	1	1
Other Defense Civil Programs:						
Uniformed Services Retiree Health Care Fund.....	-5	19,633	19,706	92,191	111,830	111,825
Office of Personnel Management:						
Postal Service Contributions.....	.....	1,202	20,091	25,491	26,694	26,694
<b>Independent Agencies:</b>						
Federal Deposit Insurance Corporation:						
Deposit Insurance Fund.....	-14,107	-13,844	810	47,515	47,778	33,671
FSLIC Resolution Fund.....	7	128	124	3,182	3,304	3,311
National Credit Union Administration.....	-101	129	383	7,183	7,412	7,311
Postal Service.....	-200	21	-2,319	979	1,200	1,000
Other.....	116	502	219	12,667	13,052	13,169
Other.....	-100	265	937	7,503	7,869	7,769
Total Treasury Securities.....	-14,196	-11,105	44,620	333,604	336,695	322,499
<b>Total Federal Funds.....</b>	<b>-14,196</b>	<b>-11,105</b>	<b>44,620</b>	<b>333,604</b>	<b>336,695</b>	<b>322,499</b>
<b>Trust Funds:</b>						
<b>Legislative Branch:</b>						
Library of Congress.....	1	-1	8	44	42	43
United States Tax Court.....	.....	1	(**)	9	9	9
Other.....	-3	-3	4	37	37	34
<b>Judicial Branch:</b>						
Judicial Retirement Funds.....	-3	34	48	745	782	779
Department of Agriculture.....	-5	23	29	6	34	28
<b>Department of Defense-Military:</b>						
Voluntary Separation Incentive Fund.....	-20	-14	-23	560	566	546
Other.....	(**)	-7	-6	39	33	32
<b>Department of Health and Human Services:</b>						
Federal Hospital Insurance Trust Fund.....	-14,960	3,330	17,683	319,377	337,668	322,707
Federal Supplementary Medical Insurance Trust						
Fund.....	8,710	19,599	6,247	39,248	50,137	58,847
Other.....	12	-18	194	2,669	2,639	2,651
Department of Homeland Security.....	14	188	370	2,782	2,956	2,970



**Table 6. Schedule D-Investments of Federal Government Accounts in Federal Securities, July 2008 and Other Periods**

Classification	[\$ millions]					
	Net Purchases or Sales (-)			Securities Held as investments Current Fiscal Year		
	This Month	Fiscal Year to Date		Beginning of		Close of This Month
This Year		Prior Year	This Year	This Month		
<b>Trust Funds:—Continued</b>						
Department of the Interior .....	-2	-10	25	69	61	58
Department of Labor:						
Unemployment Trust Fund .....	-2,621	1,563	7,510	74,923	79,108	76,487
Other .....	-10	-48	-48	77	39	29
Department of State:						
Foreign Service Retirement and Disability Fund .....	105	484	465	14,378	14,756	14,861
Other .....	-2	-1	1	34	36	33
Department of Transportation:						
Airport and Airway Trust Fund .....	105	-465	2,080	7,931	7,361	7,466
Highway Trust Fund .....	-1,147	-3,373	3,414	12,205	9,979	8,831
Other .....	.....	.....	.....	(**)	(**)	(**)
Department of Treasury .....	-51	-171	-134	865	746	695
Department of Veterans Affairs:						
General Post Fund, National Homes .....	.....	2	-1	69	71	71
National Service Life Insurance .....	-81	-298	-253	9,752	9,535	9,453
United States Government Life Insurance Fund .....	-1	-3	-3	35	32	31
Veterans Special Life Insurance Fund .....	-10	37	48	1,985	2,032	2,023
Corps of Engineers .....	35	517	491	4,023	4,505	4,540
Other Defense Civil Programs:						
Military Retirement Fund .....	-1,069	26,670	11,791	190,232	217,970	216,901
Other .....	62	240	107	1,571	1,750	1,812
Environmental Protection Agency .....	27	497	495	5,680	6,150	6,177
National Aeronautics and Space Administration .....	.....	(**)	(**)	14	14	14
Office of Personnel Management:						
Civil Service Retirement and Disability Fund:						
Treasury Securities .....	-3,238	3,225	-12,543	701,665	708,128	704,890
Employees Life Insurance Fund .....	29	1,269	1,449	32,965	34,205	34,234
Employees and Retired Employees Health Benefits Fund .....	132	67	1,266	15,892	15,828	15,959
Social Security Administration:						
Federal Old-Age and Survivors Insurance Trust Fund .....	4,851	176,833	171,559	1,968,262	2,140,243	2,145,094
Federal Disability Insurance Trust Fund .....	-1,332	4,972	7,688	213,830	220,133	218,802
Independent Agencies:						
Harry S. Truman Memorial Scholarship Trust Fund .....	(**)	1	(**)	54	55	55
Japan-United States Friendship Commission .....	.....	(**)	1	38	39	39
Railroad Retirement Board:						
Treasury Securities .....	-47	-231	332	2,001	1,818	1,771
Agency Securities .....	(**)	(**)	-1	6	6	6
Other .....	-8	44	52	740	793	785
Total Treasury Securities .....	-10,526	234,952	220,347	3,624,807	3,870,286	3,859,759
Total Agency Securities .....	(**)	(**)	-1	6	6	6
Total Trust Funds .....	-10,526	234,952	220,346	3,624,813	3,870,291	3,859,765
<b>Grand Total .....</b>	<b>-24,723</b>	<b>223,847</b>	<b>264,967</b>	<b>3,958,417</b>	<b>4,206,987</b>	<b>4,182,264</b>

... No Transactions  
 (\*\* \*) Less than \$500,000

Note: Investments are in Treasury securities unless otherwise noted.  
 Note: Details may not add to totals due to rounding.

**Table 6. Schedule E-Net Activity, Guaranteed and Direct Loan Financing, July 2008 and Other Periods**

[\$ millions]

Classification	Net Transactions (-) denotes net reduction of asset accounts			Account Balances Current Fiscal Year		
	This Month	Fiscal Year to Date		Beginning of		Close of This Month
		This Year	Prior Year	This Year	This Month	
<b>Guaranteed Loan Financing Activity:</b>						
Department of Agriculture:						
Farm Service Agency:						
Commodity Credit Corporation Export Fund .....	-12	170	-636	-47	136	124
Agricultural Credit Insurance Fund .....	(**)	47	-29	-400	-353	-353
Rural Housing Service:						
Rural Community Facility Loans .....	-1	21	1	-36	-14	-14
Rural Housing Insurance Fund .....	11	-46	-9	-640	-697	-686
Rural Business-Cooperative Service:						
Rural Business and Industry Loans .....	-2	6	2	-166	-157	-160
Renewable Energy Guaranteed Loan Account .....	1	2	-1	-6	-5	-4
Rural Utilities Service:						
Rural Water and Waste Disposal Fund .....	(**)	(**)	(**)	-24	-24	-24
Department of Commerce:						
General Administration:						
Emergency Oil, Gas, and Steel Account .....	-3	-4	33	-47	-48	-50
National Oceanic and Atmospheric Administration:						
Fishing Vessel Obligations .....	.....	-2	-3	5	3	3
Department of Defense-Military .....	.....	-26	22	1	-25	-25
Department of Education:						
Office of Student Financial Assistance:						
Federal Family Education Loans .....	512	8,384	9,262	-36,847	-28,974	-28,463
Department of Health and Human Services:						
Health Resources and Services Administration:						
Health Center Loans .....	(**)	(**)	-1	-4	-4	-4
Health Education Assistance Loans .....	(**)	20	9	-111	-91	-91
Department of Housing and Urban Development:						
Public and Indian Housing Programs:						
Indian Housing Loans .....	(**)	3	-1	-35	-31	-31
Native Hawaiian Housing Loans .....	(**)	(**)	.....	(**)	(**)	(**)
Community Planning and Development:						
Community Development Loans .....	.....	-4	-3	-87	-91	-91
Housing Programs:						
FHA-Mutual Mortgage Insurance Loans .....	-103	-4,318	-591	-1,013	-5,228	-5,331
FHA-General and Special Risk Fund .....	28	629	1,898	122	723	751
Government National Mortgage Association:						
Guarantees of Mortgaged-Backed Securities .....	-29	-256	-249	-1,389	-1,616	-1,645
Department of the Interior:						
Bureau of Indian Affairs .....	(**)	60	-4	-98	-38	-37
Department of Transportation:						
Office of the Secretary:						
Minority Business Resource Center Fund .....	(**)	(**)	(**)	(**)	(**)	(**)
Federal Highway Administration:						
Transportation Infrastructure Finance and Innovation Fund .....	.....	.....	.....	(**)	(**)	(**)
Maritime Administration:						
Maritime Guaranteed Loan (Title XI) Fund .....	(**)	86	-1	-331	-244	-244
Department of the Treasury:						
Departmental Offices:						
Air Transportation Stabilization Fund .....	.....	.....	26	(**)	(**)	(**)
Department of Veterans Affairs:						
Veterans Benefits Administration:						
Veterans Housing Benefit Program Fund .....	-6	-214	730	-2,908	-3,115	-3,122
Guaranteed Transitional Housing Loans for Homeless Veterans .....	(**)	(**)	2	(**)	(**)	(**)
International Assistance Program:						
Agency for International Development:						
Ukraine Export Credit Insurance Fund .....	.....	(**)	.....	(**)	.....	.....
Loan Guarantees to Israel .....	.....	.....	.....	-1,243	-1,243	-1,243
Urban and Environmental Credit Guaranteed Loans .....	(**)	-1	1	-122	-122	-122
Microenterprise and Small Enterprise Development .....	.....	(**)	(**)	2	2	2
Development Credit Authority Loan Fund .....	(**)	-1	5	-20	-22	-22
Loan Guarantees to Egypt .....	.....	.....	.....	-177	-177	-177
Overseas Private Investment Corporation .....	-10	426	112	-543	-107	-117
Small Business Administration:						
Business Loan Fund .....	44	928	266	-984	-99	-56
Independent Agencies:						
Export-Import Bank of the United States .....	-12	89	667	-898	-797	-809
<b>Net Activity, Guaranteed Loan Financing .....</b>	<b>417</b>	<b>6,000</b>	<b>11,509</b>	<b>-48,043</b>	<b>-42,460</b>	<b>-42,043</b>

**Direct Loan Financing Activity:**

Department of Agriculture:						
Farm Service Agency:						
Agricultural Credit Insurance Fund .....	51	312	-45	3,990	4,251	4,302
Farm Storage Facility Loans .....	-2	-20	30	304	286	285
Apple Loans Fund .....	-1	-1	(**)	1	1	(**)
Emergency Boll Weevil Loan Fund .....	(**)	(**)	.....	(**)	(**)	(**)
Natural Resources Conservation Service:						
Agricultural Resource Conservation Demonstration Program .....	.....	.....	.....	(**)	(**)	(**)
Rural Housing Service:						
Rural Community Facility Loans Fund .....	10	175	229	2,069	2,234	2,244
Rural Housing Insurance Fund .....	12	-31	-118	11,360	11,316	11,328

**Table 6. Schedule E-Net Activity, Guaranteed and Direct Loan Financing, July 2008 and Other Periods**

[\$ millions]

Classification	Net Transactions (-) denotes net reduction of asset accounts			Account Balances Current Fiscal Year		
	This Month	Fiscal Year to Date		Beginning of		Close of This Month
		This Year	Prior Year	This Year	This Month	
<b>Direct Loan Financing Activity:—Continued</b>						
Department of Agriculture:—Continued						
Rural Housing Service:						
Multifamily Housing Revitalization Loan Account.....	2	21	3	8	27	29
Rural Business-Cooperative Service:						
Rural Business and Industry Loan Fund.....	(**)	-2	-7	-14	-16	-17
Rural Development Loan Fund.....	(**)	-4	(**)	261	256	256
Rural Economic Development Loan Fund.....	-1	1	-3	82	84	82
Rural Utilities Service:						
Rural Water and Waste Disposal Loans.....	52	203	228	6,399	6,550	6,602
Rural Electrification and Telecommunications Fund.....	303	1,975	2,726	28,055	29,728	30,030
Rural Telephone Bank.....	37	29	-25	462	454	491
Distance Learning and Telemedicine Program.....	2	-3	39	309	304	306
Rural Development Insurance Fund.....	.....	.....	.....	1,065	1,065	1,065
Foreign Agricultural Service:						
P.L. 480 Direct Loan Fund.....	-9	-621	-231	1,033	421	412
International Debt Reduction.....	-2	-44	44	153	110	109
Department of Commerce:						
National Oceanic and Atmospheric Administration:						
Fisheries Finance.....	-4	-24	47	468	447	443
Department of Defense-Military.....						
.....	-1	26	4	197	223	222
Department of Education:						
Office of Postsecondary Education:						
College Housing and Academic Facilities Loans.....	(**)	-5	-3	13	9	9
Historically Black College and University Capital Financing Fund.....	4	18	-161	-5	8	12
Office of Student Financial Assistance:						
Federal Direct Student Loans.....	485	-670	-5,324	98,527	97,371	97,856
Teach Grant Loans.....	-4	-4	.....	.....	.....	-4
Department of Homeland Security:						
Disaster Assistance Loan Fund.....	.....	-2	39	2	(**)	(**)
Department of Housing and Urban Development:						
Housing Programs:						
FHA-Mutual Mortgage Insurance Loans.....	(**)	-1	1	-3	-4	-4
FHA-General and Special Risk Fund.....	.....	.....	(**)	(**)	(**)	(**)
Department of the Interior:						
Bureau of Reclamation.....	.....	-15	-33	63	48	48
Bureau of Indian Affairs.....	(**)	2	-4	5	7	7
Assistance to American Samoa Loan Fund.....	.....	-2	-1	11	9	9
Department of State:						
Administration of Foreign Affairs:						
Repatriation Loans.....	(**)	-1	-1	-5	-6	-6
Department of Transportation:						
Federal Highway Administration:						
Transportation Infrastructure Finance and Innovation Fund.....	-1	822	127	337	1,159	1,158
Federal Railroad Administration:						
Railroad Rehabilitation and Improvement Loan Fund.....	6	-245	49	505	255	261
Department of the Treasury:						
Departmental Offices:						
Community Development Financial Institutions Fund.....	(**)	-3	-4	42	39	39
Financial Management Service.....	.....	.....	.....	(**)	(**)	(**)
Department of Veterans Affairs:						
Veterans Benefits Administration:						
Veterans Housing Benefit Program Fund.....	5	469	73	916	1,380	1,385
Native American Veteran Housing Fund.....	(**)	1	2	40	40	41
Vocational Rehabilitation Loan Fund.....	(**)	(**)	(**)	1	1	1
Environmental Protection Agency:						
Abatement, Control, and Compliance Loan Program.....	.....	-4	-4	16	12	12
International Assistance Program:						
International Security Assistance:						
Foreign Military Loan Program.....	.....	(**)	-212	13	13	13
Military Debt Reduction.....	.....	-318	-13	219	-99	-99
Agency for International Development:						
International Debt Reduction.....	.....	-54	-52	246	192	192
Overseas Private Investment Corporation.....	-25	-117	-72	654	563	537
Small Business Administration:						
Business Loan Fund.....	(**)	-8	(**)	106	98	98
Disaster Loan Fund.....	-35	-328	1,284	7,272	6,980	6,944
Independent Agencies:						
Export-Import Bank of the United States.....	-87	-646	-642	3,315	2,756	2,669
Federal Communications Commission:						
Spectrum Auction Loan Fund.....	.....	-5	-103	60	55	55
<b>Net Activity, Direct Loan Financing</b> .....	<b>798</b>	<b>873</b>	<b>-2,131</b>	<b>168,549</b>	<b>168,624</b>	<b>169,422</b>

Note: Federal credit programs provide benefits to the public in the form of direct loans and loan guarantees. This table reflects cash transactions and balances of the nonbudgetary financing fund accounts that result from the disbursement of loans, collection of fees, repayment of principle, sale of collateral, interest, and subsidy received from the credit program accounts at net present value in accordance with the Credit Reform Act of 1990. Unreimbursed costs such as administrative expenses and subsidy payments are reported on a cash basis and included within each program's budgetary totals in Table 5.

... No Transactions  
(\*\*\*) Less than \$500,000

Note: Details may not add to totals due to rounding.

**Table 7. Receipts and Outlays of the U.S. Government by Month, Fiscal Year 2008**

Classification	[\$ millions]												Fiscal Year to Date	Comparable Period Prior F.Y.	
	Oct.	Nov.	Dec.	Jan.	Feb.	March	April	May	June	July	Aug.	Sept.			
<b>Receipts:</b>															
Individual Income Taxes.....	95,563	65,443	112,657	148,838	24,400	56,632	244,025	21,651	108,554	66,124				943,887	964,698
Corporation Income Taxes.....	5,955	2,699	83,879	6,060	-1,692	32,569	41,672	7,046	58,328	10,282				246,799	289,184
Social Insurance And Retirement Receipts:															
Employment and General Retirement.....	59,952	64,468	66,989	82,681	67,520	73,882	91,661	68,890	78,390	65,277				719,710	689,612
Unemployment Insurance.....	2,137	3,261	259	2,139	2,989	353	7,663	12,746	686	2,815				35,048	35,823
Other Retirement.....	325	394	349	370	327	325	325	394	322	387				3,518	3,582
Excise Taxes.....	4,452	5,871	5,718	5,032	4,921	5,500	5,636	5,262	5,942	5,933				54,266	51,723
Estate and Gift Taxes.....	2,413	2,057	2,460	2,336	1,820	2,405	4,630	1,994	2,298	2,536				24,949	21,572
Customs Duties.....	2,509	2,478	2,127	2,234	2,223	2,070	2,075	2,158	2,306	2,678				22,860	21,081
Miscellaneous Receipts.....	4,870	4,385	2,545	5,529	3,214	5,079	6,063	4,130	3,086	4,461				43,361	38,498
<b>Total--Receipts This Year.....</b>	<b>178,175</b>	<b>151,055</b>	<b>276,982</b>	<b>255,217</b>	<b>105,723</b>	<b>178,816</b>	<b>403,751</b>	<b>124,272</b>	<b>259,912</b>	<b>160,494</b>				<b>2,094,398</b>	<b>.....</b>
(On-Budget).....	133,146	102,705	227,125	191,181	53,495	120,840	333,059	70,392	199,010	110,050				1,541,003	.....
(Off-Budget).....	45,029	48,350	49,857	64,036	52,229	57,976	70,692	53,880	60,902	50,444				553,395	.....
<i>Total--Receipts Prior Year.....</i>	<i>167,693</i>	<i>145,866</i>	<i>259,969</i>	<i>260,609</i>	<i>120,312</i>	<i>166,490</i>	<i>383,641</i>	<i>164,239</i>	<i>276,517</i>	<i>170,439</i>				<i>.....</i>	<i>2,115,773</i>
<i>(On Budget).....</i>	<i>124,682</i>	<i>99,872</i>	<i>214,180</i>	<i>199,519</i>	<i>69,732</i>	<i>107,504</i>	<i>315,639</i>	<i>112,584</i>	<i>218,697</i>	<i>121,679</i>				<i>.....</i>	<i>1,584,085</i>
<i>(Off Budget).....</i>	<i>43,011</i>	<i>45,994</i>	<i>45,789</i>	<i>61,090</i>	<i>50,580</i>	<i>58,987</i>	<i>68,002</i>	<i>51,655</i>	<i>57,820</i>	<i>48,760</i>				<i>.....</i>	<i>531,688</i>
<b>Outlays:</b>															
Legislative Branch.....	367	331	323	406	342	353	512	351	352	359				3,695	3,640
Judicial Branch.....	480	626	487	502	511	469	509	602	560	520				5,266	4,996
Department of Agriculture:															
Commodity Credit Corporation And Foreign Agricultural Service.....	6,580	3,318	2,029	1,250	-147	-504	-439	-440	-1,160	-948				9,540	12,438
Other.....	5,964	4,870	7,902	8,019	7,417	7,850	5,715	6,412	7,245	6,709				68,103	60,505
Department of Commerce.....	599	603	691	608	599	525	511	643	887	670				6,336	5,350
Department of Defense:															
Military:															
Military Personnel.....	23,979	14,124	9,871	5,971	14,444	6,576	10,073	14,584	6,413	10,881				116,916	106,704
Operation and Maintenance.....	17,864	20,195	18,811	20,835	19,062	20,096	21,569	20,378	20,038	21,398				200,246	176,363
International Reconstruction and Other Assistance.....	3	2	2	3	2	2	2	3	2	3				25	30
Procurement.....	7,627	8,345	11,032	9,412	8,701	9,724	10,162	9,317	10,411	10,783				95,514	82,335
Research, Development, Test, and Evaluation.....	5,462	5,250	7,123	7,231	5,165	6,310	7,762	5,275	6,217	7,233				63,028	62,051
Military Construction.....	912	899	934	636	823	1,004	700	1,060	1,079	1,126				9,173	6,512
Family Housing.....	364	294	420	241	242	267	261	245	275	289				2,898	2,761
Revolving and Management Funds.....	1,190	1,381	729	321	-262	-165	-341	635	568	624				4,681	1,849
Other.....	-396	-273	251	-343	24	697	-1,203	-244	878	-862				-1,470	-880
<b>Total Military.....</b>	<b>57,005</b>	<b>50,217</b>	<b>49,174</b>	<b>44,309</b>	<b>48,199</b>	<b>44,512</b>	<b>48,986</b>	<b>51,253</b>	<b>45,880</b>	<b>51,475</b>				<b>491,009</b>	<b>437,725</b>
Department of Education.....	5,037	4,971	4,501	7,581	7,055	4,907	4,572	8,758	4,542	3,853				55,777	52,863
Department of Energy.....	1,409	881	2,209	1,243	1,859	1,059	2,384	2,390	1,073	1,823				16,329	16,612
Department of Health and Human Services:															
Public Health Service.....	3,540	3,775	4,032	3,948	4,146	4,416	4,105	4,459	4,549	4,220				41,189	40,116
Centers for Medicare And Medicaid Services:															
Grants to States for Medicaid.....	17,386	17,047	15,987	16,379	16,274	15,885	18,336	18,312	15,873	17,660				169,139	159,340
Federal Hospital Ins. Trust Fund.....	18,112	19,163	13,429	19,356	22,423	14,578	20,070	23,126	15,964	20,246				186,467	171,670
Federal Supp. Med. Ins. Trust Fund.....	15,381	18,119	11,258	15,495	18,207	11,207	16,208	19,865	12,946	16,982				155,669	150,377
Other.....	20,053	23,059	12,883	17,405	26,201	14,244	25,706	27,384	15,676	20,811				203,422	207,196
Administration for Children and Families.....	3,505	4,474	3,933	4,038	4,489	4,328	3,960	4,223	4,109	3,803				40,862	39,400
Other.....	-19,484	-21,245	-16,890	-20,042	-22,933	-18,369	-25,949	-23,663	-24,002	-21,365				-213,943	-207,885
Department of Homeland Security.....	3,728	3,204	2,949	3,202	3,196	3,427	3,173	3,126	3,918	3,203				33,126	32,517
Department of Housing and Urban Development.....	4,150	4,064	4,206	3,890	3,545	3,755	3,687	7,316	3,873	3,654				42,139	37,666
Department of the Interior.....	914	819	1,001	912	827	825	575	711	869	985				8,438	8,479
Department of Justice.....	2,684	2,079	2,296	2,412	1,919	2,140	2,187	2,006	2,255	2,278				22,255	20,043
Department of Labor:															
Unemployment Trust Fund.....	2,867	2,836	3,402	4,298	3,946	4,062	3,972	3,460	3,409	4,191				36,444	30,667
Other.....	506	84	1,592	1,004	749	-208	1,923	3,410	391	1,554				11,006	9,335
Department of State.....	1,427	1,813	1,806	1,295	1,154	1,357	668	2,244	1,220	1,284				14,266	10,906
Department of Transportation:															
Highway Trust Fund.....	3,686	2,867	2,699	2,084	2,039	2,632	2,074	2,958	3,499	3,807				28,344	26,680
Other.....	2,413	2,225	2,583	1,992	2,052	2,303	2,332	2,471	2,466	2,714				23,550	21,405
Department of the Treasury:															
Interest on Treasury Debt Securities (Gross).....	22,310	25,345	106,138	24,687	20,037	23,024	22,362	22,388	110,973	24,068				401,334	385,103
Other.....	1,064	1,385	2,576	5,088	32,303	13,084	9,523	19,226	15,380	2,000				101,631	64,834

**Table 7. Receipts and Outlays of the U.S. Government by Month, Fiscal Year 2008**

Classification	[\$ millions]												Fiscal Year to Date	Comparable Period Prior F.Y.		
	Oct.	Nov.	Dec.	Jan.	Feb.	March	April	May	June	July	Aug.	Sept.				
<b>Outlays:—Continued</b>																
Department of Veterans Affairs:																
Compensation And Pensions.....	3,223	6,163	3,351	207	6,470	268	3,369	6,523	275	3,453					33,300	28,118
National Service Life.....	77	73	70	84	95	101	93	89	91	82					855	841
Other.....	3,535	4,187	3,283	3,220	3,378	3,772	3,596	4,405	3,005	3,727					36,109	31,050
Corps of Engineers.....	450	321	437	507	447	376	333	371	364	483					4,090	2,904
Other Defense Civil Programs.....	3,694	4,110	4,021	4,193	4,010	3,993	3,232	3,771	3,864	3,948					38,835	39,390
Environmental Protection.....	668	677	714	687	630	713	576	675	637	570					6,546	6,795
Executive Office of the President.....	96	113	152	140	110	92	93	80	72	82					1,030	2,651
General Services Administration.....	33	24	38	29	17	189	-12	135	24	-4					473	224
International Assistance Program:																
International Security Assistance.....	997	449	356	3,715	379	621	361	387	530	534					8,329	7,176
Multilateral Assistance.....	118	61	49	89	54	4	1,022	82	25	83					1,588	1,892
International Development Assistance.....	551	373	474	295	263	421	395	-320	426	415					3,293	3,451
Other.....	-1,599	-1,516	-79	-452	-52	-706	7	-480	33	212					-4,631	-1,241
National Aeronautics and Space Administration.....	1,104	1,596	1,548	1,216	1,264	1,486	1,541	1,593	1,618	1,550					14,516	12,610
National Science Foundation.....	445	478	451	394	429	463	396	440	513	658					4,668	4,413
Office of Personnel Management.....	6,326	5,026	5,352	5,987	5,843	6,061	6,390	5,331	5,432	6,039					57,787	52,362
Small Business Administration.....	71	71	73	78	-268	66	61	69	79	63					363	997
Social Security Administration:																
Federal Old-Age and Survivors Ins.																
Trust Fund (Off-Budget).....	40,770	40,907	41,500	41,882	41,970	42,680	42,195	42,832	46,392	42,758					423,885	404,094
Federal Disability Ins. Trust																
Fund (Off-Budget).....	8,402	8,474	8,832	8,825	8,845	9,026	9,105	9,026	9,740	8,975					89,247	83,044
Other.....	3,387	6,692	3,306	-59	6,783	-85	3,459	7,386	-559	3,404					33,714	28,926
Independent Agencies:																
Fed. Deposit Ins. Corp.:																
Deposit Insurance Fund.....	962	-485	-524	-199	-504	-220	-148	724	82	14,089					13,777	-719
FSLIC Resolution Fund.....	215	-29	-44	246	-7	-5	-17	-5	-7	68					416	240
Postal Service:																
Public Enterprise Funds (Off-Budget).....	-926	287	-525	-721	-449	-523	-812	613	147	-365					-3,274	273
Payments to the Postal Service Fund.....	93	8	.....	8	.....	.....	.....	.....	.....	.....					109	114
Tennessee Valley Authority.....	195	74	-112	60	-217	454	-289	-6	326	-53					431	-38
Other Independent Agencies.....	979	1,325	3,546	2,449	3,546	2,134	1,750	901	-2,108	4,126					18,648	11,066
Undistributed Offsetting Receipts:																
Employer Share, Employee Retirement.....	-18,288	-4,397	-4,084	-4,472	-4,316	-4,201	-4,094	-4,591	-4,285	-4,537					-57,264	-53,832
Interest Received by Trust Funds.....	-1,489	-1,755	-85,937	-1,180	-1,509	-720	-2,931	-1,543	-88,768	-1,560					-187,393	-175,849
Rents and Royalties on Outer																
Continental Shelf Lands.....	-760	-942	-721	-1,208	-2,328	-1,288	-2,863	-1,279	-2,555	-2,093					-16,037	-6,037
Other.....	(**)	(**)	(**)	-1	-5	(**)	-1	(**)	-18,957	-1					-18,967	-13,700
<b>Totals This Year:</b>																
<b>Total Outlays.....</b>	<b>235,014</b>	<b>249,293</b>	<b>228,721</b>	<b>237,379</b>	<b>281,287</b>	<b>227,028</b>	<b>244,469</b>	<b>290,199</b>	<b>209,188</b>	<b>263,261</b>					<b>2,465,838</b>	.....
(On-Budget).....	<b>192,586</b>	<b>200,783</b>	<b>235,395</b>	<b>193,589</b>	<b>232,181</b>	<b>177,070</b>	<b>199,021</b>	<b>239,019</b>	<b>211,454</b>	<b>217,179</b>					<b>2,098,278</b>	.....
(Off-Budget).....	<b>42,428</b>	<b>48,510</b>	<b>-6,674</b>	<b>43,790</b>	<b>49,106</b>	<b>49,958</b>	<b>45,448</b>	<b>51,180</b>	<b>-2,266</b>	<b>46,082</b>					<b>367,561</b>	.....
<b>Total-Surplus (+) or Deficit (-)</b>	<b>-56,838</b>	<b>-98,238</b>	<b>+48,261</b>	<b>+17,839</b>	<b>-175,563</b>	<b>-48,212</b>	<b>+159,282</b>	<b>-165,927</b>	<b>+50,725</b>	<b>-102,767</b>					<b>-371,441</b>	.....
(On-Budget).....	<b>-59,440</b>	<b>-98,078</b>	<b>-8,270</b>	<b>-2,408</b>	<b>-178,686</b>	<b>-56,230</b>	<b>+134,038</b>	<b>-168,628</b>	<b>-12,443</b>	<b>-107,129</b>					<b>-557,275</b>	.....
(Off-Budget).....	<b>+2,601</b>	<b>-160</b>	<b>+56,531</b>	<b>+20,246</b>	<b>+3,123</b>	<b>+8,018</b>	<b>+25,244</b>	<b>+2,700</b>	<b>+63,168</b>	<b>+4,362</b>					<b>+185,834</b>	.....
<b>Total Borrowing from the Public.....</b>	<b>18,877</b>	<b>79,523</b>	<b>-8,975</b>	<b>-3,664</b>	<b>127,587</b>	<b>76,304</b>	<b>-88,501</b>	<b>33,713</b>	<b>6,367</b>	<b>116,591</b>					<b>357,823</b>	<b>161,277</b>
<b>Total Outlays Prior Year.....</b>	<b>217,014</b>	<b>218,907</b>	<b>218,007</b>	<b>222,372</b>	<b>240,305</b>	<b>262,761</b>	<b>205,967</b>	<b>231,937</b>	<b>249,036</b>	<b>206,886</b>					.....	<b>2,273,193</b>
(On-Budget).....	<b>176,517</b>	<b>173,720</b>	<b>223,858</b>	<b>179,869</b>	<b>193,617</b>	<b>215,714</b>	<b>160,504</b>	<b>184,566</b>	<b>249,332</b>	<b>163,434</b>					.....	<b>1,921,132</b>
(Off-Budget).....	<b>40,497</b>	<b>45,187</b>	<b>-5,851</b>	<b>42,504</b>	<b>46,688</b>	<b>47,047</b>	<b>45,462</b>	<b>47,371</b>	<b>-296</b>	<b>43,452</b>					.....	<b>352,061</b>
<b>Total-Surplus (+) or Deficit (-) Prior Year.....</b>	<b>-49,321</b>	<b>-73,042</b>	<b>+41,961</b>	<b>+38,236</b>	<b>-119,993</b>	<b>-96,270</b>	<b>+177,674</b>	<b>-67,699</b>	<b>+27,481</b>	<b>-36,447</b>					.....	<b>-157,420</b>
(On-Budget).....	<b>-51,836</b>	<b>-73,849</b>	<b>-9,678</b>	<b>+19,650</b>	<b>-123,885</b>	<b>-108,210</b>	<b>+155,135</b>	<b>-71,982</b>	<b>-30,635</b>	<b>-41,755</b>					.....	<b>-337,046</b>
(Off-Budget).....	<b>+2,514</b>	<b>+807</b>	<b>+51,639</b>	<b>+18,586</b>	<b>+3,892</b>	<b>+11,940</b>	<b>+22,540</b>	<b>+4,284</b>	<b>+58,116</b>	<b>+5,308</b>					.....	<b>+179,627</b>

... No Transactions  
 (\* \*) Less than \$500,000

Note: Details may not add to totals due to rounding.

**Table 8. Trust Fund Impact on Budget Results and Investment Holdings as of July 31, 2008**

Classification	[\$ millions]								
	This Month			Fiscal Year to Date			Securities held as investments Current Fiscal Year		
	Receipts	Outlays	Excess	Receipts	Outlays	Excess	Beginning of This Year	This Month	Close of This Month
<b>Trust Receipts, Outlays, and Investments Held:</b>									
Airport and Airway .....	1,056	855	201	9,533	11,418	-1,885	7,931	7,361	7,466
Black Lung Disability.....	53	30	23	522	275	247	.....	.....	.....
Federal Disability Insurance.....	7,818	8,975	-1,157	94,334	89,247	5,086	213,830	220,133	218,802
Federal Employees Life and Health.....	.....	-161	161	.....	-1,316	1,316	48,857	50,032	50,193
Federal Employees Retirement .....	2,399	5,536	-3,137	57,491	53,720	3,770	716,797	723,675	720,540
Federal Hospital Insurance.....	14,134	20,327	-6,193	199,309	187,410	11,899	319,377	337,668	322,707
Federal Old-Age and Survivors Insurance.....	47,912	42,758	5,154	601,359	423,885	177,474	1,968,262	2,140,243	2,145,094
Federal Supplementary Medical Insurance.....	21,734	21,380	354	203,054	191,533	11,521	39,248	50,137	58,847
Hazardous Substance Superfund .....	5	-50	54	1,121	773	348	2,744	3,070	3,078
Highways.....	3,190	4,314	-1,124	28,548	33,719	-5,171	12,205	9,979	8,831
Military Advances.....	1,327	1,458	-132	18,648	13,767	4,881	.....	.....	.....
Military Retirement.....	2,703	3,890	-1,187	74,288	38,075	36,212	190,232	217,970	216,901
Railroad Retirement.....	-1,223	886	-2,110	7,709	9,615	-1,906	2,007	1,823	1,776
Unemployment .....	2,838	4,198	-1,360	39,209	36,528	2,682	74,923	79,108	76,487
Veterans Life Insurance.....	14	105	-92	669	937	-268	11,772	11,599	11,507
All Other Trust .....	539	409	130	5,626	4,493	1,132	16,629	17,494	17,535
<b>Total Trust Fund Receipts and Outlays and Investments Held from Table 6-D.....</b>	<b>104,499</b>	<b>114,911</b>	<b>-10,412</b>	<b>1,341,420</b>	<b>1,094,079</b>	<b>247,340</b>	<b>3,624,813</b>	<b>3,870,291</b>	<b>3,859,765</b>
Less: Interfund Transactions.....	31,367	31,367	.....	540,778	540,778	.....	.....	.....	.....
<b>Trust Fund Receipts and Outlays on the Basis of Tables 4 &amp; 5 .....</b>	<b>73,131</b>	<b>83,544</b>	<b>-10,412</b>	<b>800,641</b>	<b>553,301</b>	<b>247,340</b>	.....	.....	.....
<b>Total Federal Fund Receipts and Outlays.....</b>	<b>87,446</b>	<b>179,801</b>	<b>-92,354</b>	<b>1,294,814</b>	<b>1,913,594</b>	<b>-618,781</b>	.....	.....	.....
Less: Interfund Transactions.....	83	83	.....	1,057	1,057	.....	.....	.....	.....
<b>Federal Fund Receipts and Outlays on The Basis of Table 4 &amp; 5.....</b>	<b>87,363</b>	<b>179,717</b>	<b>-92,354</b>	<b>1,293,757</b>	<b>1,912,537</b>	<b>-618,781</b>	.....	.....	.....
<b>Net Budget Receipts &amp; Outlays .....</b>	<b>160,494</b>	<b>263,261</b>	<b>-102,767</b>	<b>2,094,398</b>	<b>2,465,838</b>	<b>-371,441</b>	.....	.....	.....

Note: Interfund receipts and outlays are transactions between Federal funds and trust funds such as Federal payments and contributions, and interest and profits on investments in Federal securities. They have no net effect on overall budget receipts and outlays since the receipt side of such transactions is offset against budget outlays. In this table, Interfund receipts are shown as an adjustment to arrive at total receipts and outlays of trust funds respectively. ... No Transactions

**Table 9. Summary of Receipts by Source, and Outlays by Function of the U.S. Government, July 2008 and Other Periods**

Classification	[\$ millions]		
	This Month	Fiscal Year to Date	Comparable Period Prior Fiscal Year
<b>RECEIPTS</b>			
Individual Income Taxes .....	66,124	943,887	964,698
Corporation Income Taxes.....	10,282	246,799	289,184
Social Insurance and Retirement Receipts:			
Employment and General Retirement.....	65,277	719,710	689,612
Unemployment Insurance.....	2,815	35,048	35,823
Other Retirement .....	387	3,518	3,582
Excise Taxes .....	5,933	54,266	51,723
Estate and Gift Taxes .....	2,536	24,949	21,572
Customs Duties .....	2,678	22,860	21,081
Miscellaneous Receipts.....	4,461	43,361	38,498
<b>Total.....</b>	<b>160,494</b>	<b>2,094,398</b>	<b>2,115,773</b>
<b>NET OUTLAYS</b>			
National Defense .....	54,150	515,185	461,572
International Affairs.....	2,532	22,626	23,484
General Science, Space, and Technology.....	2,002	19,494	17,733
Energy .....	-334	381	-851
Natural Resources and Environment .....	2,736	24,765	23,693
Agriculture .....	309	20,111	19,940
Commerce and Housing Credit.....	14,524	22,686	1,785
Transportation .....	7,549	62,368	57,421
Community and Regional Development.....	1,757	18,727	23,880
Education, Training, Employment and Social Services.....	5,701	75,345	72,352
Health .....	24,174	235,128	222,047
Medicare.....	36,472	322,358	311,924
Income Security.....	30,130	373,569	315,558
Social Security.....	51,722	513,046	487,073
Veterans Benefits and Services.....	7,248	70,239	60,139
Administration of Justice.....	3,864	38,959	35,103
General Government .....	1,293	14,064	12,519
Net Interest.....	24,062	209,046	201,387
Undistributed Offsetting Receipts .....	-6,631	-92,258	-73,568
<b>Total.....</b>	<b>263,261</b>	<b>2,465,838</b>	<b>2,273,193</b>

Note: Details may not add to totals due to rounding.

# Explanatory Notes

## 1. Flow of Data into Monthly Treasury Statement

The *Monthly Treasury Statement (MTS)* is assembled from data in the central accounting system. The major sources of data include monthly accounting reports by Federal entities and disbursing officers, and daily reports from the Federal Reserve banks. These reports detail accounting transactions affecting receipts and outlays of the Federal Government and off-budget Federal entities, and their related effect on the assets and liabilities of the U.S. Government. Information is presented in the *MTS* on a modified cash basis.

## 2. Notes on Receipts

Receipts included in the report are classified into the following major categories: (1) budget receipts and (2) offsetting collections (also called applicable receipts). Budget receipts are collections from the public that result from the exercise of the Government's sovereign or governmental powers, excluding receipts offset against outlays. These collections, also called governmental receipts, consist mainly of tax receipts (including social insurance taxes), receipts from court fines, certain licenses, and deposits of earnings by the Federal Reserve System. Refunds of receipts are treated as deductions from gross receipts.

Offsetting collections are from other Government accounts or the public that are of a business-type or market-oriented nature. They are classified into two major categories: (1) offsetting collections credited to appropriations or fund accounts, and (2) offsetting receipts (i.e., amounts deposited in receipt accounts). Collections credited to appropriation or fund accounts normally can be used without appropriation action by Congress. These occur in two instances: (1) when authorized by law, amounts collected for materials or services are treated as reimbursements to appropriations and (2) in the three types of revolving funds (public enterprise, intra governmental, and trust); collections are netted against spending, and outlays are reported as the net amount.

Offsetting receipts in receipt accounts cannot be used without being appropriated. They are subdivided into two categories: (1) proprietary receipts - these collections are from the public and they are offset against outlays by agency and by function, and (2) intra governmental funds - these are payments into receipt accounts from Governmental appropriation or fund accounts. The transactions may be intrabudgetary when the payment and receipt both occur within the budget or from receipts from off-budget Federal entities in those cases where payment is made by a Federal entity whose budget authority and outlays are excluded from the budget totals.

Intrabudgetary transactions are subdivided into three categories: (1) interfund transactions, where the payments are from one fund group (either Federal funds or trust funds) to a receipt account in the other fund group; (2) Federal intrafund transactions, where the payments and receipts both occur within the Federal fund group; and (3) trust intrafund transactions, where the payments and receipts both occur within the trust fund group.

Offsetting receipts are generally deducted from budget authority and outlays by function, by subfunction, or by agency. There are four types of receipts, however, that are deducted from budget totals as undistributed offsetting receipts. They are: (1) agencies' payments (including payments by off-budget Federal entities) as employers into employees retirement funds, (2) interest received by trust funds, (3) rents and royalties on the Outer Continental Shelf lands, and (4) other interest (i.e., interest collected on Outer Continental Shelf money in deposit funds when such money is transferred into the budget).

## 3. Notes on Outlays

Outlays are generally accounted for on the basis of checks issued, electronic funds transferred, or cash payments made. Certain outlays do not require issuance of cash or checks. An example is charges made against appropriations for that part of employees' salaries withheld for taxes or savings bond allotments - these are counted as payments to the employee and credits for whatever purpose the money was withheld. Outlays are stated net of offsetting collections (including receipts of revolving and management funds) and of refunds. Interest on the public debt (public issues) is recognized on the accrual basis. Federal credit

programs subject to the Federal Credit Reform Act of 1990 use the cash basis of accounting and are divided into two components. The portion of the credit activities that involve a cost to the Government (mainly subsidies) is included within the budget program accounts. The remaining portion of the credit activities are in non-budget financing accounts. Outlays of off-budget Federal entities are excluded by law from budget totals. However, they are shown separately and combined with the on-budget outlays to display total Federal outlays.

## 4. Processing

The data on payments and collections are reported by account symbol into the central accounting system. In turn, the data are extracted from this system for use in the preparation of the *MTS*.

There are two major checks which are conducted to assure consistency of the data reported:

1. Verification of payment data. The monthly payment activity reported by Federal entities on the Statements of Transactions is compared to the payment activity of Federal entities as reported by disbursing officers.
2. Verification of collection data. Reported collections appearing on Statements of Transactions are compared to deposits as reported by Federal Reserve Banks.

## 5. Other Sources of Information About Federal Government Financial Activities

- *A Glossary of Terms Used in the Federal Budget Process, January 1995* (Available from the U.S. Government Accounting Office, at <http://www.gao.gov/new.items/do5734sp>, or by calling 202-512-6000. This glossary provides a basic reference document of standardized definitions of terms used by the Federal Government in the budget making process.
- *Daily Treasury Statement* (Available on the internet at <http://www.fms.treas.gov/>). The *Daily Treasury Statement* is published each working day of the Federal Government and provides data on the cash and debt operations of the Treasury.
- *Monthly Statement of the Public Debt of the United States* (Available from GPO, Washington, D.C. 20402 on a subscription basis only and on the internet at <http://www.fms.treas.gov/opd/opd.htm>). This publication provides detailed information concerning the public debt.
- *Treasury Bulletin* (Available from GPO, Washington, D.C. 20402 on a subscription or single copy and on the internet at <http://www.fms.treas.gov/>). Quarterly. Contains a mix of narrative, tables, and charts on Treasury issues, Federal financial operations, international statistics, and special reports.
- *Budget of the United States Government, Fiscal Year 20\_\_* (Available from GPO, Washington, D.C. 20402 on a subscription basis only and on the internet at <http://www.access.gpo.gov/>). This publication is a single volume which provides budget information and contains:
  - *Appendix, The Budget of the United States Government, FY 20\_\_*
  - *The United States Budget in Brief, FY 20\_\_*
  - *Analytical Perspectives*
  - *Historical Tables*
- *Combined Statement of Receipts, Outlays, and Balances of the United States Government* (Available from Financial Management Services, U.S. Department of Treasury, Washington, D.C. 20227 and on the internet at <http://www.fms.treas.gov/annualreport>). This report includes budgetary results at the summary level and presents individual receipt and appropriation accounts at the detail level.

**Scheduled Release**

**The release date for the August 2008  
Statement will be 2:00 p.m. EST September 11, 2008.**

The Monthly Treasury Statement is now available on the Department of Commerce's Economic Bulletin Board.  
For information call (202) 482-1986.

Internet service subscribers can access the current issue of the Monthly Treasury Statement through the  
Financial Management Service's home page:

<http://www.fms.treas.gov>