


Federal Procurement Data System



Federal Procurement Report

Fiscal Year 1998 through
Fourth Quarter

(October 1, 1997 through
September 30, 1998)

Prepared by
U.S. General Services Administration
Federal Data Systems Division
Federal Procurement Data Center
Executive Agent for
Office of Management and Budget
Office of Federal Procurement Policy

FOREWORD

Public Law 93-400 requires that the Office of Management and Budget (OMB), Office of Federal Procurement Policy (OFPP), "...establish a system for collecting, developing, and disseminating the procurement data which takes into account the needs of the Congress, the executive branch, and the public sector." Under the guidance of OFPP, design of the Federal Procurement Data System was completed in early 1978 and data collection began October 1, 1978. The Federal Procurement Data Center was established to operate the system. The Center provides a central point to respond to the requirements of the legislative, executive, and judicial branches of the Government as well as the private sector.

The Federal Procurement Data Center produces reports which examine various aspects and impacts of the Federal acquisition process. The data can be used for geographical analysis, market analysis, and analysis of the impact of congressional and presidential initiatives in socio-economic areas such as small business. The data is also a reliable basis for measuring and assessing the impact of Federal acquisition policy and management improvement.

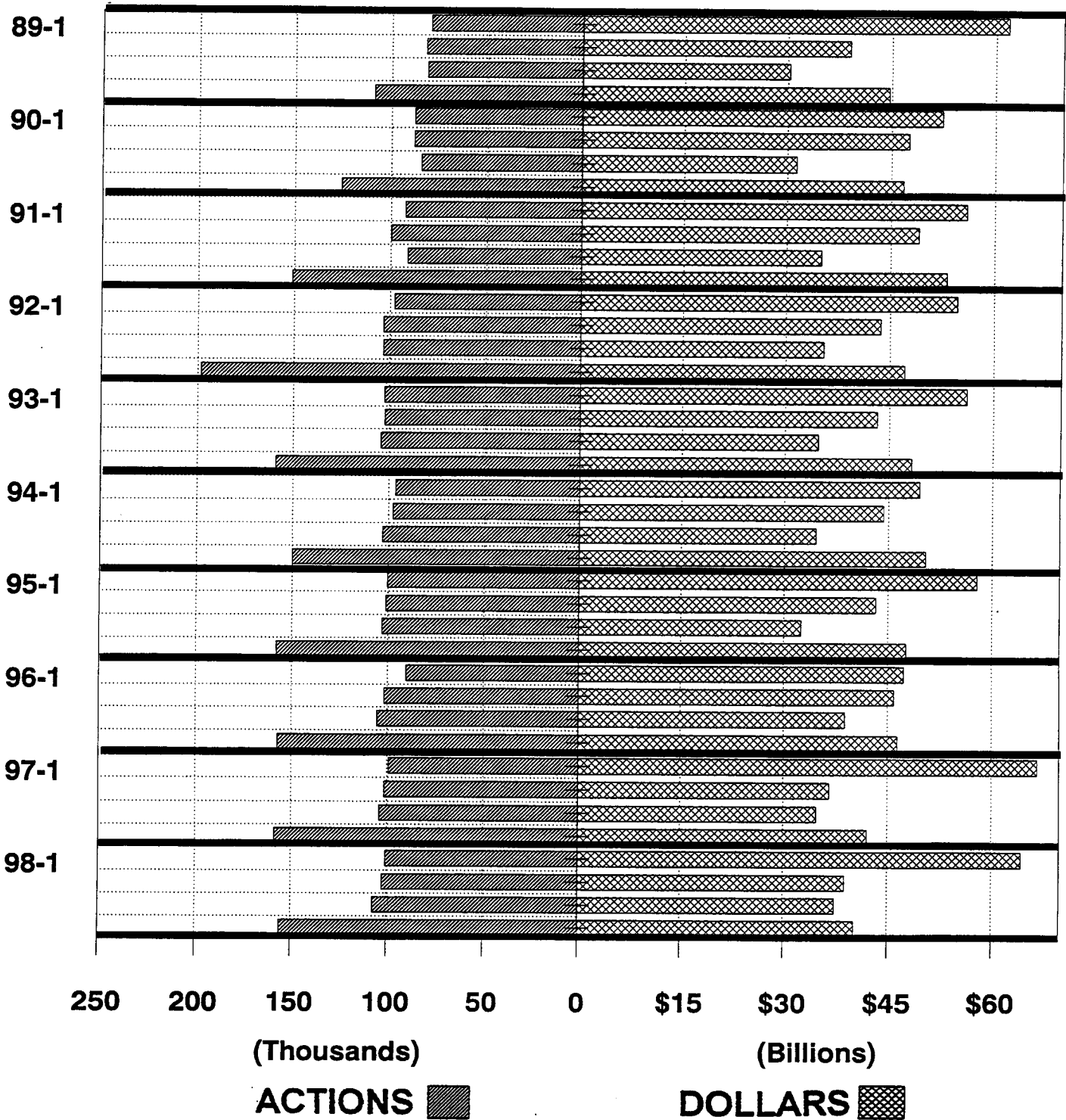
Basic acquisition data will be published each fiscal year in the Federal Procurement Report. Special reports to meet specific data requirements can be produced on demand. Data on each procurement action of fiscal year 1998 is available on CD-ROM.

This report was prepared in the Federal Procurement Data Center by Grafton T. Biglow, Chief of the Customer Liaison Branch. Assistance provided by Annie Andersen and computer processing operations were performed by Pathina Musgrove.

Further information regarding the Federal Procurement Data System reports or capabilities can be obtained from the Federal Procurement Data Center, U. S. General Services Administration, 7th and D Streets, S. W., Room 5652, Washington, D.C. 20407 or by calling area code (202) 401-1529.

FEDERAL PROCUREMENT DATA SYSTEM
FEDERAL PROCUREMENT HISTORY
 Actions Reported Individually on SF279
 Fiscal Year 1998 Through Fourth Quarter

Fiscal Year
 Quarterly Report
 Periods



HIGHLIGHTS

The FPDS Federal Procurement Report is published annually, and contains "snapshot" statistics on the procurement activities of over 60 agencies. The figures in this report are only as accurate, timely and complete as the data provided by the reporting agencies to the FPDC.

All dollars are in thousands except for the dollars in the Credit Card Report and the per capita procurement displayed at the top of each State Snapshot. Due to rounding, dollars on the charts may not equal the TOTAL DOLLAR figure, and percentages may not total 100 percent.

The FPDS Federal Procurement Report is current as of the date of issuance and all older reports are obsolete, therefore, the FPDC will not maintain prior issuances for either distribution or for reference.

The "National Transportation Safety Board" did not report in fiscal year 1998. The figure in the agency snapshot for the "Department of Labor" were adjusted after this report was generated. These additional dollars are not depicted in any other parts of the report.

The Report on Annual Procurement Preference Goaling Achievements contains fiscal year 1998 dollars that were processed in March of 1999. The figures in the "Goaling" report for the Department of Energy contain subcontracting dollars as reported by "Management and Operating", "Environmental Restoration Management Companies", and "Management and Integration" prime contractors.

In addition to this report, the Federal Procurement Data Center produces the Competitor's Edge which is a free booklet describing the special advantages of the FPDS Special Reports. To obtain the Competitor's Edge, call the FPDC at (202) 401-1529 or write:

Federal Procurement Data Center
7th and D Streets, S.W., Room 5652
Washington, D.C. 20407

DEDICATED TO ROY L. ARNOLD

FEDERAL PROCUREMENT DATA SYSTEM

TABLE OF CONTENTS

FOREWORD	i
HIGHLIGHTS	iii
SMALL BUSINESS OWNERSHIP REPORT	vi
REPORT ON ANNUAL PROCUREMENT PREFERENCE GOALING ACHIEVEMENTS	viii
SECTION I - TOTAL FEDERAL VIEW	1
A. Federal Contract Actions & Dollars	2
B. SF 279/SF 281 Comparisons	4
C. Contract Dollars by Exec. Dept. & Agencies	5
D. Federal Procurement by Major PSC	6
E. Federal Procurement by R&D	7
F. Federal Procurement by Other Services & Construction	7
G. Federal Procurement by Supplies & Equipment	8
H. Federal Procurement by SIC	10
I. Federal Procurement by Percentage of Competition	12
J. Federal Procurement Comparison of Pre- and Post-CICA Action	12
K. Governmentwide Commercial Credit Card Services	13
L. Federal Procurement Top 100 Contractors	14
M. Federal Procurement Top 10 Contractors by PSC	16
SECTION II - GEOGRAPHIC VIEWS	19
A. Federal Procurement by State Summary	20
B. Federal Procurement by Top 10 States for Last 5 Years	21
C. STATE SNAPSHOTS:	
1. Alabama	22
2. Alaska	23
3. Arizona	24
4. Arkansas	25
5. California	26
6. Colorado	27
7. Connecticut	28
8. Delaware	29
9. District of Columbia	30
10. Florida	31
11. Georgia	32
12. Hawaii	33
13. Idaho	34
14. Illinois	35
15. Indiana	36
16. Iowa	37
17. Kansas	38
18. Kentucky	39
19. Louisiana	40
20. Maine	41
21. Maryland	42
22. Massachusetts	43
23. Michigan	44
24. Minnesota	45
25. Missouri	46
26. Mississippi	47
27. Montana	48
28. Nebraska	49
29. Nevada	50
30. New Hampshire	51
31. New Jersey	52
32. New Mexico	53
33. New York	54
34. North Carolina	55
35. North Dakota	56
36. Ohio	57
37. Oklahoma	58
38. Oregon	59
39. Pennsylvania	60
40. Rhode Island	61
41. South Carolina	62
42. South Dakota	63
43. Tennessee	64
44. Texas	65
45. Utah	66
46. Vermont	67
47. Virginia	68
48. Washington	69

FEDERAL PROCUREMENT DATA SYSTEM

TABLE OF CONTENTS - Continued

49.	West Virginia	70
50.	Wisconsin	71
51.	Wyoming	72
SECTION III - AGENCY VIEWS		73
A.	Total Federal Snapshot Report	74
B.	Agency Snapshot Reports	
1.	Executive Office of the President	76
2.	Department of Agriculture	78
3.	Department of Commerce	80
4.	Department of Defense	82
5.	Department of Education	84
6.	Department of Energy	86
7.	Department of Health and Human Services	88
8.	Department of Housing and Urban Development	90
9.	Department of the Interior	92
10.	Department of Justice	94
11.	Department of Labor	96
12.	Department of State	98
13.	Department of Transportation	100
14.	Department of the Treasury	102
15.	Department of Veterans Affairs	104
16.	Agency for International Development	106
17.	American Battle Monuments Commission	108
18.	Board for International Broadcasting	110
19.	Commission on Civil Rights	112
20.	Commodity Future Trading Commission	114
21.	Consumer Product Safety Commission	116
22.	Corporation for National and Community Service	118
23.	Defense Nuclear Facilities Safety Board	120
24.	Environmental Protection Agency	122
25.	Equal Employment Opportunity Commission	124
26.	Federal Communications Commission	126
27.	Federal Election Commission	128
28.	Federal Emergency Management Agency	130
29.	Federal Energy Regulatory Commission	132
30.	Federal Labor Relations Authority	134
31.	Federal Maritime Commission	136
32.	Federal Mediation & Conciliation Service	138
33.	Federal Mine Safety & Health Review Commission	140
34.	Federal Trade Commission	142
35.	General Services Administration	144
36.	International Trade Commission	146
37.	John F. Kennedy Center for the Performing Arts	148
38.	Merit System Protection Board	150
39.	National Aeronautics & Space Administration	152
40.	National Archives and Records Administration	154
41.	National Capital Planning Commission	156
42.	National Endowment for the Arts	158
43.	National Endowment for the Humanities	160
44.	National Gallery of Art	162
45.	National Labor Relations Board	164
46.	National Mediation Board	166
47.	National Science Foundation	168
48.	National Transportation Safety Board	170
49.	Nuclear Regulatory Commission	172
50.	Occupational Safety and Health Review Commission	174
51.	Office of Personnel Management	176
52.	Peace Corps	178
53.	Railroad Retirement Board	180
54.	Securities Exchange Commission	182
55.	Selective Service System	184
56.	Small Business Administration	186
57.	Smithsonian Institution	188
58.	Social Security Administration	190
59.	Tennessee Valley Authority	192
60.	U.S. Soldiers and Airmens Home	194
61.	U.S. Trade & Development Agency	196
62.	United States Arms Control and Disarmament Agency	198
63.	United States Holocaust Memorial Museum	200
64.	United States Information Agency	202

**FEDERAL PROCUREMENT DATA SYSTEM
SMALL BUSINESS OWNERSHIP REPORT**

Number of New Businesses by Ethnic Group
Actions Reported Individually on SF279
Fiscal Year 1998 Through Fourth Quarter

	Women-Owned Small Business Firms	Women-Owned Small Disadvantaged Business Firms	Other Small Disadvantaged Business Firms
TOTAL DEFENSE	1,316	307	1,806
Subcontinent Asian (Asian-Indian) American	13	13	193
Asian Pacific American	46	46	188
Black American	57	57	342
Hispanic American	55	55	282
Native American	10	10	107
Other SDB (certified/ determined by SBA)	40	40	139
No Representation	65	65	505
Other	1,030	21	50

**FEDERAL PROCUREMENT DATA SYSTEM
SMALL BUSINESS OWNERSHIP REPORT**

Number of New Businesses by Type of Contractor

Actions Reported Individually on SF279

Fiscal Year 1998 Through Fourth Quarter

	Women-Owned Small Business Firms	Women-Owned Small Disadvantaged Business Firms	Other Small Disadvantaged Business Firms
TOTAL FEDERAL	3,186	727	3,765
Executive Office of the President	0	0	1
Department of Agriculture	246	48	267
Department of Commerce	75	13	71
Department of Defense	1,313	305	1,797
Department of Education	5	0	0
Department of Energy	19	4	50
Department of Health and Human Services	134	22	119
Department of Housing and Urban Development	41	18	46
Department of the Interior	173	35	163
Department of Justice	211	75	143
Department of Labor	30	7	30
Department of State	47	31	305
Department of Transportation	163	41	161
Department of the Treasury	93	24	106
Department of Veterans Affairs	253	51	224
Agency for International Development	15	12	41
American Battle Monuments Commission	0	0	0
Commission on Civil Rights	0	0	0
Commodity Futures Trading Commission	0	0	0
Consumer Product Safety Commission	0	0	2
Corporation for National and Community Service	0	0	0
Defense Nuclear Facilities Safety Board	0	0	0
Environmental Protection Agency	6	1	24
Equal Employment Opportunity Commission	1	0	0
Federal Communications Commission	0	0	2
Federal Election Commission	0	0	0
Federal Emergency Management Agency	9	3	4
Federal Energy Regulatory Commission	1	0	0
Federal Labor Relations Authority	0	0	0
Federal Maritime Commission	0	0	0
Federal Mediation and Conciliation Service	0	0	0
Federal Mine Safety and Health Review Commission	0	0	0
Federal Trade Commission	0	0	0
General Services Administration	219	33	313
International Trade Commission	0	0	0
John F Kennedy Center for the Performing Arts	2	2	2
Merit Systems Protection Board	0	0	0
National Aeronautics and Space Administration	40	6	59
National Archives and Records Administration	1	1	3
National Capital Planning Commission	0	0	0
National Endowment for the Arts	0	0	1
National Endowment for the Humanities	0	0	0
National Gallery of Art	0	0	0
National Labor Relations Board	7	1	2
National Mediation Board	0	0	1
National Science Foundation	0	0	1
National Transportation Safety Board	0	0	0
Nuclear Regulatory Commission	2	1	6
Occupational Safety and Health Review Commission	0	0	0
Office of Personnel Management	0	0	0
Peace Corps	0	0	1
Railroad Retirement Board	0	0	1
Securities and Exchange Commission	0	0	6
Selective Service System	0	0	0
Small Business Administration	9	3	13
Smithsonian Institution	11	4	9
Social Security Administration	31	4	18
Tennessee Valley Authority	61	8	46
U.S. Soldiers and Airmens Home	1	0	1
U.S. Trade & Development Agency	0	0	1
United States Arms Control and Disarmament Agency	0	0	0
United States Holocaust Memorial Museum	0	0	0
United States Information Agency	4	1	3

FEDERAL PROCUREMENT DATA SYSTEM
REPORT ON ANNUAL PROCUREMENT PREFERENCE GOALING ACHIEVEMENTS

Actions Reported on SF279 and SF281
 Fiscal Year 1998 Through Fourth Quarter

AGENCY NAME	SB ACT	SB (\$000)	SB (%)	SDB ACT	SDB (\$000)	SDB (%)
Executive Office of the President	4,292	19,020	53	82	3,770	10.5
Department of Agriculture	232,500	1,257,956	42.52	5,994	73,203	2.47
Department of Commerce	39,785	454,762	38.47	1,371	65,279	5.52
Department of Defense	2,943,108	24,166,123	20.89	174,843	3,284,722	2.84
Department of Education	1,784	336,828	34.91	42	7,284	.75
Department of Energy	6,941	2,745,040	18.30	25	285,389	1.89
Department of Health and Human Services	220,586	1,423,541	33.54	17,662	208,613	4.91
Department of Housing and Urban Development	2,612	93,251	40.86	316	10,191	4.47
Department of the Interior	166,580	804,739	54.42	5,714	64,252	4.34
Department of Justice	376,309	1,139,697	34.43	2,678	97,462	2.94
Department of Labor	6,243	195,890	17.49	783	23,690	2.11
Department of State	5,988	236,847	41.87	1,303	21,623	3.82
Department of Transportation	68,673	1,050,631	55.38	2,537	52,385	2.76
Department of the Treasury	27,055	665,971	37.33	1,755	122,474	6.86
Department of Veterans Affairs	909,693	1,573,249	37.02	63,218	123,758	2.91
Agency for International Development	1,213	79,535	23.24	294	37,495	10.96
American Battle Monuments Commission	11	97	39.27	0	0	0
Commission on Civil Rights	162	167	58.6	0	0	0
Commodity Futures Trading Commission	640	1,112	10.21	8	35	.32
Consumer Product Safety Commission	369	2,545	45.57	29	120	2.15
Corporation For National And Community Service	677	3,308	28.31	16	609	5.21
Defense Nuclear Facilities Safety Board	80	1,160	84.98	4	682	49.96
Environmental Protection Agency	12,976	294,655	26.55	1,202	33,180	2.99
Equal Employment Opportunity Commission	3,758	5,362	13.82	74	278	.72
Federal Communications Commission	465	5,506	71.72	35	809	10.54
Federal Election Commission	1,018	1,321	43.97	0	0	0
Federal Emergency Management Agency	982	45,438	20.16	65	6,145	2.73
Federal Energy Regulatory Commission	142	9,769	38.26	8	5,735	22.46
Federal Labor Relations Authority	67	555	62.71	3	118	13.33
Federal Maritime Commission	90	285	84.82	7	10	2.98
Federal Mediation and Conciliation Service	835	1,016	33.34	0	0	0
Federal Mine Safety and Health Review Commission	492	383	95.51	0	0	0
Federal Trade Commission	438	5,350	69.34	6	36	.47
General Services Administration	513,283	3,162,551	39.34	17,016	431,362	5.37
International Trade Commission	283	2,315	56.8	17	191	4.69
J. F. Kennedy Center for the Performing Arts	3	268	33.63	2	188	23.59
Merit Systems Protection Board	336	637	46.91	-54	-30	-2.21
National Aeronautics and Space Administration	39,174	1,239,119	11.29	-455	203,687	1.86
National Archives and Records Administration	796	11,229	42.54	6	1,488	5.64
National Capital Planning Commission	48	495	64.2	1	5	.65
National Endowment For The Arts	128	850	70.07	15	174	14.34
National Endowment For The Humanities	1,310	1,088	81.8	131	55	4.14
National Gallery of Art	3,153	9,226	93.4	12	642	6.5
National Labor Relations Board	400	8,071	68.12	5	378	3.19
National Mediation Board	264	1,174	77.29	14	14	.92
National Science Foundation	916	18,471	36.96	67	1,557	3.12
Nuclear Regulatory Commission	1,750	23,562	41.73	30	4,664	8.26
Occupational Safety and Health Review Commission	152	341	54.39	0	0	0
Office of Personnel Management	5,094	114,411	69.14	100	547	.33
Peace Corps	3,805	3,759	15.06	47	634	2.54
Railroad Retirement Board	961	3,436	36.52	8	707	7.51
Securities and Exchange Commission	1,527	17,993	42.92	12	1,907	4.55
Selective Service System	184	880	39.32	10	256	11.44
Small Business Administration	670	24,075	74.14	59	2,391	7.36
Smithsonian Institution	2,426	54,764	63.11	1,101	5,261	6.06
Social Security Administration	59,541	201,244	38.88	1,163	25,072	4.84
Tennessee Valley Authority	69,396	959,453	19.14	11,354	77,339	1.54
U. S. Soldiers and Airmens Home	2,521	4,673	20.31	36	85	.37
U. S. Trade & Development Agency	217	3,427	60.68	5	144	2.55
United States Arms Control and Disarmament Agency	60	2,014	36.22	3	756	13.6
United States Holocaust Memorial Museum	717	3,331	75.89	11	28	.64
United States Information Agency	10,126	31,678	44.51	1,448	2,459	3.46
TOTAL FEDERAL	5,755,802	42,525,376	23.39	312,236	5,291,120	2.91

**FEDERAL PROCUREMENT DATA SYSTEM
REPORT ON ANNUAL PROCUREMENT PREFERENCE GOALING ACHIEVEMENTS**

Actions Reported on SF279 and SF281
Fiscal Year 1998 Through Fourth Quarter

<u>WOB ACT</u>	<u>WOB (\$000)</u>	<u>WOB (%)</u>	<u>SA ACT</u>	<u>SA (\$000)</u>	<u>SA (%)</u>	<u>TOTAL ACT</u>	<u>TOTAL (\$000)</u>	<u>AGENCY ABBREVIATION</u>
179	6,066	16.9	31	4,278	11.92	5,099	35,888	Office of the President
9,156	91,394	3.09	1,387	120,442	4.07	500,207	2,958,353	Agriculture
2,386	59,500	5.03	1,185	86,854	7.35	66,005	1,182,044	Commerce
165,873	2,087,319	1.8	55,878	3,433,154	2.97	6,245,241	115,656,750	Defense
75	11,824	1.23	48	18,593	1.93	3,988	964,857	Education
686	440,081	2.93	1,469	333,321	2.20	12,869	15,142,938	Energy
16,046	145,871	3.44	5,730	444,003	10.46	352,503	4,244,673	Health and Human Services
127	5,573	2.44	35	13,571	5.95	6,050	228,208	Housing and Urban Devel.
6,044	60,248	4.07	1,312	132,412	8.95	254,050	1,478,873	Interior
9,541	95,601	2.89	2,766	190,916	5.77	507,260	3,309,923	Justice
398	15,268	1.36	216	37,096	3.31	12,103	1,120,143	Labor
2,450	33,720	5.96	494	69,535	12.29	125,994	565,720	State
3,590	69,719	3.67	2,287	270,633	14.26	99,678	1,897,242	Transportation
1,601	66,337	3.72	768	129,359	7.25	44,889	1,784,165	Treasury
154,491	231,373	5.44	7,093	301,374	7.09	1,994,438	4,250,008	Veterans Affairs
55	15,391	4.5	33	11,426	3.34	3,297	342,219	Agency for International Devel.
0	0	0	0	0	0	18,826	247	American Battle Monuments
6	27	9.47	0	0	0	367	285	Commission on Civil Rights
160	285	2.62	0	0	0	1,225	10,886	Commodity Futures Trading
166	796	14.25	13	989	17.71	1,013	5,585	Consumer Product Safety
10	29	.25	5	12	.1	2,444	11,684	Corp for Natl & Community Svc
8	27	1.98	0	0	0	159	1,365	Def Nuclear Facilities Safety Bd
940	29,371	2.65	350	41,206	3.71	27,985	1,109,826	Environmental Protection Agcy
339	422	1.09	8	430	1.11	5,649	38,792	Equal Employment Opportunity
0	0	0	17	460	5.99	603	7,677	Federal Communications
172	97	3.23	0	0	0	1,930	3,004	Federal Election Commission
110	11,805	5.24	121	15,166	6.73	1,989	225,413	Fed Emergency Mgmt Agcy
6	901	3.53	12	759	2.97	281	25,536	Fed Energy Regulatory Comm
4	22	2.49	0	0	0	97	885	Fed Labor Relations Authority
2	3	.89	0	0	0	128	336	Federal Maritime Commission
0	0	0	0	0	0	1,061	3,047	Fed Mediation & Conciliation Svc
0	0	0	0	0	0	526	401	Fed Mine Safety & Health Rev
38	681	8.83	8	441	5.72	1,084	7,716	Federal Trade Commission
28,527	268,662	3.34	12,659	415,479	5.17	825,075	8,039,593	General Services Administration
18	163	4	4	255	6.26	411	4,076	International Trade Commission
2	188	23.59	1	80	10.04	9	797	Kennedy Center for the Perf Arts
115	79	5.82	54	30	2.21	560	1,358	Merit Systems Protection Board
1,615	151,614	1.38	2,758	317,140	2.89	44,294	10,972,295	Natl Aeronautics & Space Admin
32	737	2.79	9	858	3.25	2,921	26,394	Natl Archives & Records Admin
4	15	1.95	0	0	0	166	771	Natl Capital Planning Comm
16	89	7.34	1	160	13.19	147	1,213	Natl Endowment for the Arts
524	355	26.69	0	0	0	1,426	1,330	Natl Endowment for Humanities
0	0	0	0	0	0	3,581	9,878	National Gallery of Art
50	6,392	53.95	21	707	5.97	835	11,849	National Labor Relations Board
6	10	.66	0	0	0	344	1,519	National Mediation Board
85	5,972	11.95	29	7,305	14.62	1,447	49,975	National Science Foundation
43	3,542	6.27	66	4,155	7.36	2,480	56,461	Nuclear Regulatory Commission
15	66	10.53	0	0	0	268	627	Occupational Safety & Hlth Rev
631	1,211	.73	204	7,057	4.26	9,535	165,486	Office of Personnel Management
23	463	1.86	5	899	3.6	7,797	24,958	Peace Corps
7	679	7.22	0	0	0	2,196	9,408	Railroad Retirement Board
0	0	0	9	1,202	2.87	1,817	41,924	Securities & Exchange Comm
16	29	1.3	0	0	0	606	2,238	Selective Service System
117	4,422	13.62	179	16,371	50.41	1,012	32,474	Small Business Administration
1,617	10,074	11.61	152	9,475	10.92	21,561	86,769	Smithsonian Institution
1,561	22,962	4.44	180	58,390	11.28	160,079	517,652	Social Security Administration
8,474	52,365	1.04	111	391	.01	103,220	5,013,167	Tennessee Valley Authority
136	163	.71	2	29	.13	4,257	23,005	US Soldiers & Airmens Home
8	110	1.95	0	0	0	274	5,648	US Trade & Development Agcy
11	184	3.31	1	354	6.37	137	5,560	US Arms Control & Disarm Agcy
31	104	2.37	18	318	7.25	1,157	4,389	US Holocaust Memorial Museum
1,267	3,996	5.61	53	1,313	1.84	13,464	71,168	US Information Agency
419,608	4,014,209	2.21	97,781	6,498,318	3.57	11,510,105	181,795,874	TOTAL FEDERAL

FEDERAL PROCUREMENT DATA SYSTEM
REPORT ON ANNUAL PROCUREMENT PREFERENCE GOALING ACHIEVEMENTS

Report on Method of Awards - Small Business Concerns
 Actions Reported on SF279 - Fiscal Year 1998 Through Fourth Quarter

AGENCY NAME	NONCOMPETITIVE		RESTRICTED COMP		UNRESTRICTED COMP	
	ACTIONS	DOLLARS(000)	ACTIONS	DOLLARS(000)	ACTIONS	DOLLARS(000)
Executive Office of the President	33	9,106	7	1,108	30	2,694
Department of Agriculture	1,261	80,250	3,912	290,176	4,505	631,161
Department of Commerce	1,559	111,633	609	57,737	1,461	184,121
Department of Defense	20,843	4,093,758	26,254	4,766,862	47,721	9,357,892
Department of Education	17	10,678	29	7,482	113	298,557
Department of Energy	874	141,638	482	149,417	538	64,573
Department of Health and Human Services	1,316	481,284	703	146,457	1,475	337,756
Department of Housing and Urban Development	22	2,919	228	34,202	75	37,577
Department of the Interior	1,539	131,805	2,414	133,187	3,371	257,926
Department of Justice	1,200	164,504	1,668	125,360	8,257	411,939
Department of Labor	257	39,500	639	87,796	251	52,212
Department of State	198	38,703	168	25,197	268	65,057
Department of Transportation	1,743	185,285	1,211	99,682	4,762	496,129
Department of the Treasury	1,400	196,818	731	89,992	3,257	270,533
Department of Veterans Affairs	3,871	337,371	1,042	109,657	4,491	490,420
Agency for International Development	14	5,258	21	3,492	98	42,934
American Battle Monuments Commission	0	0	0	0	0	0
Commission on Civil Rights	0	0	0	0	0	0
Commodity Futures Trading Commission	0	0	0	0	4	95
Consumer Product Safety Commission	22	861	4	190	2	48
Corporation For National And Community Service	0	0	0	0	2	569
Defense Nuclear Facilities Safety Board	5	757	0	0	0	0
Environmental Protection Agency	361	58,780	406	48,976	737	131,930
Equal Employment Opportunity Commission	14	59	2	89	25	1,377
Federal Communications Commission	5	277	0	0	1	38
Federal Election Commission	0	0	0	0	4	315
Federal Emergency Management Agency	140	16,495	111	12,039	70	12,350
Federal Energy Regulatory Commission	14	1,129	1	857	15	6,791
Federal Labor Relations Authority	1	108	0	0	1	142
Federal Maritime Commission	0	0	0	0	0	0
Federal Mediation and Conciliation Service	0	0	0	0	0	0
Federal Mine Safety and Health Review Commission	0	0	0	0	0	0
Federal Trade Commission	19	552	10	655	27	2,067
General Services Administration	3,338	497,584	3,218	296,023	15,077	1,777,165
International Trade Commission	13	835	2	41	4	195
J. F. Kennedy Center for the Performing Arts	0	0	2	188	0	0
Merit Systems Protection Board	1	59	0	0	0	0
National Aeronautics and Space Administration	1,477	248,612	2,162	508,815	1,344	225,156
National Archives and Records Administration	14	2,213	34	5,611	9	1,795
National Capital Planning Commission	3	349	0	0	0	0
National Endowment For The Arts	1	160	3	209	1	26
National Endowment For The Humanities	0	0	0	0	3	156
National Gallery of Art	1	525	0	0	42	3,654
National Labor Relations Board	3	491	29	6,212	2	144
National Mediation Board	0	0	0	0	215	1,096
National Science Foundation	24	5,679	30	1,438	45	6,384
National Transportation Safety Board	0	0	0	0	0	0
Nuclear Regulatory Commission	66	4,900	96	6,506	122	9,937
Occupational Safety and Health Review Commission	0	0	0	0	0	0
Office of Personnel Management	0	0	719	15,131	185	81,416
Peace Corps	5	552	2	310	10	452
Railroad Retirement Board	1	55	4	694	15	1,624
Securities and Exchange Commission	42	6,634	3	2,149	22	1,632
Selective Service System	0	0	0	0	4	495
Small Business Administration	164	17,098	15	665	44	3,743
Smithsonian Institution	199	12,735	10	2,466	158	25,823
Social Security Administration	127	14,608	1,989	42,382	453	65,486
Tennessee Valley Authority	544	74,052	281	58,693	928	721,183
U. S. Soldiers and Airmens Home	9	69	1	1,525	12	749
U. S. Trade & Development Agency	2	116	2	126	22	2,375
United States Arms Control and Disarmament Agency	1	354	2	771	5	413
United States Holocaust Memorial Museum	12	349	0	0	5	312
United States Information Agency	70	4,889	11	494	100	6,590
TOTAL FEDERAL	42,845	7,002,446	49,267	7,141,039	100,388	16,095,204

FEDERAL PROCUREMENT DATA SYSTEM
REPORT ON ANNUAL PROCUREMENT PREFERENCE GOALING ACHIEVEMENTS

Report on Method of Awards - Small Disadvantaged Business Concerns
 Actions Reported on SF279 - Fiscal Year 1998 Through Fourth Quarter

AGENCY NAME	NONCOMPETITIVE		RESTRICTED COMP		UNRESTRICTED COMP	
	ACTIONS	DOLLARS(000)	ACTIONS	DOLLARS(000)	ACTIONS	DOLLARS(000)
Executive Office of the President	31	4,334	10	1,388	12	1,832
Department of Agriculture	856	65,656	1,009	91,116	250	31,325
Department of Commerce	1,250	86,224	109	20,702	240	41,581
Department of Defense	12,370	2,580,438	10,453	2,337,000	6,860	1,483,756
Department of Education	12	6,415	46	14,925	11	4,429
Department of Energy	695	92,949	590	135,470	36	4,475
Department of Health and Human Services	921	416,406	452	103,353	119	25,439
Department of Housing and Urban Development	18	2,405	73	18,193	9	2,138
Department of the Interior	1,136	115,034	392	38,584	252	29,420
Department of Justice	790	142,120	440	74,776	489	62,271
Department of Labor	212	37,681	96	11,528	59	9,027
Department of State	157	35,501	69	35,858	74	16,161
Department of Transportation	1,411	164,870	636	117,855	329	29,488
Department of the Treasury	764	142,337	161	35,526	688	67,293
Department of Veterans Affairs	1,036	259,542	212	56,855	400	52,581
Agency for International Development	14	5,258	32	13,071	77	30,009
American Battle Monuments Commission	0	0	0	0	0	0
Commission on Civil Rights	0	0	0	0	0	0
Commodity Futures Trading Commission	0	0	0	0	0	0
Consumer Product Safety Commission	11	641	2	348	0	0
Corporation For National And Community Service	0	0	0	0	2	569
Defense Nuclear Facilities Safety Board	1	660	0	0	0	0
Environmental Protection Agency	313	40,503	0	0	233	26,732
Equal Employment Opportunity Commission	4	36	5	401	0	0
Federal Communications Commission	5	277	0	0	0	0
Federal Election Commission	0	0	0	0	0	0
Federal Emergency Management Agency	108	13,934	37	5,886	10	1,187
Federal Energy Regulatory Commission	3	102	11	698	6	5,694
Federal Labor Relations Authority	1	108	0	0	0	0
Federal Maritime Commission	0	0	0	0	0	0
Federal Mediation and Conciliation Service	0	0	0	0	0	0
Federal Mine Safety and Health Review Commission	0	0	0	0	0	0
Federal Trade Commission	3	34	5	429	0	0
General Services Administration	2,032	347,718	1,520	233,486	1,583	223,333
International Trade Commission	6	360	0	0	0	0
J. F. Kennedy Center for the Performing Arts	0	0	3	268	0	0
Merit Systems Protection Board	0	0	0	0	0	0
National Aeronautics and Space Administration	947	162,952	677	279,848	304	76,654
National Archives and Records Administration	10	2,047	2	234	1	40
National Capital Planning Commission	0	0	0	0	0	0
National Endowment For The Arts	1	160	1	55	0	0
National Endowment For The Humanities	0	0	0	0	0	0
National Gallery of Art	0	0	0	0	12	642
National Labor Relations Board	2	440	11	370	1	105
National Mediation Board	0	0	0	0	2	8
National Science Foundation	24	5,679	31	2,669	5	287
National Transportation Safety Board	0	0	0	0	0	0
Nuclear Regulatory Commission	58	3,863	19	205	16	4,731
Occupational Safety and Health Review Commission	0	0	0	0	0	0
Office of Personnel Management	0	0	215	7,293	1	11
Peace Corps	2	468	3	732	1	33
Railroad Retirement Board	0	0	0	0	8	707
Securities and Exchange Commission	13	2,187	7	884	1	38
Selective Service System	0	0	0	0	2	197
Small Business Administration	153	16,319	12	334	17	1,728
Smithsonian Institution	129	10,071	32	2,645	12	464
Social Security Administration	83	12,072	318	59,816	51	9,868
Tennessee Valley Authority	34	6,347	57	36,561	61	26,763
U. S. Soldiers and Airmens Home	3	40	0	0	0	0
U. S. Trade & Development Agency	0	0	0	0	2	137
United States Arms Control and Disarmament Agency	1	354	1	721	1	32
United States Holocaust Memorial Museum	10	217	1	54	0	0
United States Information Agency	19	1,043	9	445	8	375
TOTAL FEDERAL	25,649	4,785,802	17,759	3,740,582	12,245	2,271,560

AS OF 03/13/99

SECTION I
TOTAL FEDERAL VIEW

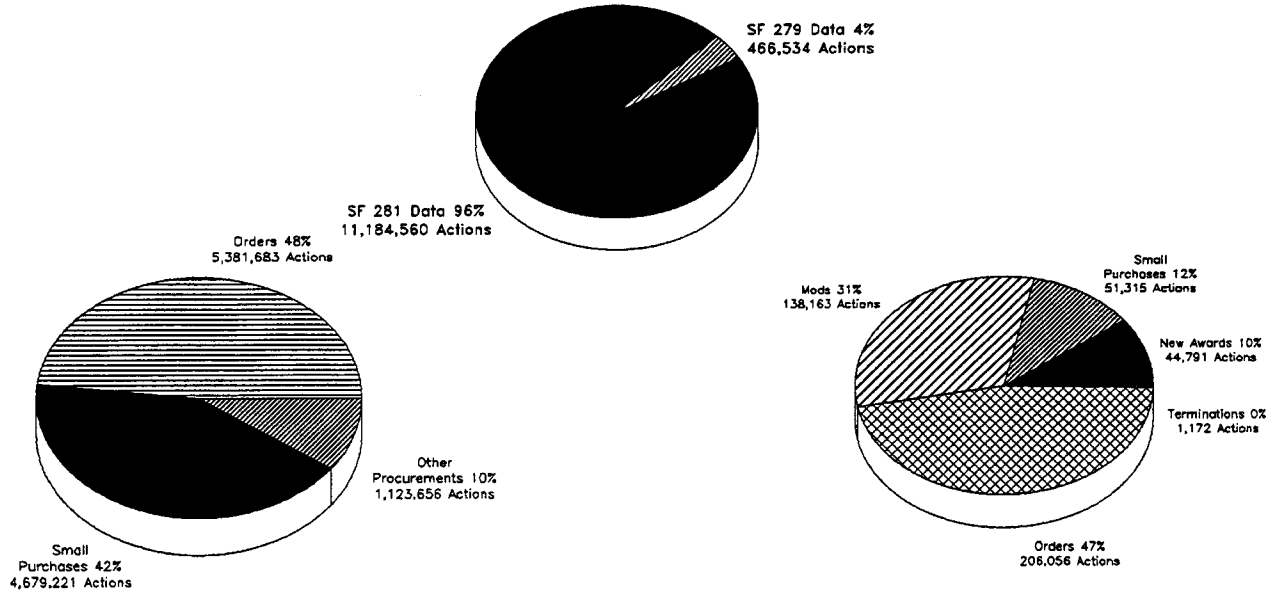
FEDERAL PROCUREMENT DATA SYSTEM
FEDERAL CONTRACT ACTIONS AND DOLLARS
BY EXECUTIVE DEPARTMENT AND AGENCY
Fiscal Year 1998 Through Fourth Quarter

	All Reported Actions			
	Actions	Percent of Actions	Dollars(000)	Percent of Dollars
TOTAL FEDERAL	11,651,094	100.000	197,298,455	100.000
Executive Office of the President	5,098	0.044	35,694	0.018
Department of Agriculture	500,142	4.293	2,905,960	1.473
Department of Commerce	66,168	0.568	1,197,183	0.607
Department of Defense	6,342,914	54.441	126,953,050	64.348
Department of Education	3,802	0.033	542,805	0.275
Department of Energy	12,859	0.110	15,130,488	7.689
Department of Health and Human Services	353,120	3.031	4,235,109	2.147
Department of Housing and Urban Development	6,021	0.052	221,679	0.112
Department of the Interior	254,190	2.182	1,478,613	0.749
Department of Justice	508,005	4.360	3,185,000	1.604
Department of Labor	12,103	0.104	941,169	0.477
Department of State	127,428	1.094	945,685	0.479
Department of Transportation	105,125	0.902	4,168,886	2.113
Department of the Treasury	47,665	0.409	2,749,692	1.394
Department of Veterans Affairs	1,999,053	17.158	4,258,896	2.159
Agency for International Development	3,346	0.029	433,892	0.220
American Battle Monuments Commission	18,826	0.162	15,139	0.008
Board for International Broadcasting	0	0.000	0	0.000
Commission on Civil Rights	367	0.003	285	0.000
Commodity Futures Trading Commission	1,225	0.011	10,886	0.006
Consumer Product Safety Commission	1,013	0.009	5,640	0.003
Corporation For National And Community Service	2,452	0.021	11,724	0.006
Defense Nuclear Facilities Safety Board	159	0.001	1,365	0.001
Environmental Protection Agency	27,940	0.240	1,096,046	0.556
Equal Employment Opportunity Commission	5,649	0.048	38,782	0.020
Federal Communications Commission	603	0.005	7,694	0.004
Federal Election Commission	1,944	0.017	3,018	0.002
Federal Emergency Management Agency	1,981	0.017	223,777	0.113
Federal Energy Regulatory Commission	265	0.002	21,767	0.011
Federal Labor Relations Authority	98	0.001	888	0.000
Federal Maritime Commission	128	0.001	336	0.000
Federal Mediation and Conciliation Service	1,061	0.009	3,047	0.002
Federal Mine Safety and Health Review Commission	526	0.005	401	0.000
Federal Trade Commission	1,082	0.009	7,345	0.004
General Services Administration	852,510	7.317	8,241,860	4.177
International Trade Commission	413	0.004	4,162	0.002
J. F. Kennedy Center for the Performing Arts	9	0.000	797	0.000
Merit Systems Protection Board	560	0.005	1,358	0.001
National Aeronautics and Space Administration	44,414	0.381	11,096,768	5.624
National Archives and Records Administration	2,931	0.025	31,592	0.016
National Capital Planning Commission	166	0.001	771	0.000
National Endowment For The Arts	147	0.001	1,213	0.001
National Endowment For The Humanities	1,427	0.012	1,355	0.001
National Gallery of Art	3,582	0.031	10,758	0.005
National Labor Relations Board	825	0.007	10,907	0.006
National Mediation Board	344	0.003	1,519	0.001
National Science Foundation	1,464	0.013	227,727	0.115
National Transportation Safety Board	0	0.000	0	0.000
Nuclear Regulatory Commission	2,395	0.021	24,943	0.013
Occupational Safety and Health Review Commission	268	0.002	629	0.000
Office of Personnel Management	9,537	0.082	185,525	0.084
Peace Corps	7,905	0.068	31,055	0.016
Railroad Retirement Board	2,195	0.019	9,382	0.005
Securities and Exchange Commission	1,819	0.016	42,049	0.021
Selective Service System	608	0.005	2,240	0.001
Small Business Administration	1,009	0.009	30,271	0.015
Smithsonian Institution	21,592	0.185	87,513	0.044
Social Security Administration	160,148	1.375	531,062	0.269
Tennessee Valley Authority	103,222	0.886	5,815,521	2.948
U. S. Soldiers and Airmens Home	4,264	0.037	24,877	0.013
U. S. Trade & Development Agency	274	0.002	5,648	0.003
United States Arms Control and Disarmament Agency	138	0.001	5,689	0.003
United States Holocaust Memorial Museum	1,157	0.010	4,646	0.002
United States Information Agency	13,413	0.115	74,667	0.038

Actions Reported Individually on SF279				Actions Reported in Summary on SF281			
Actions	Percent of Actions	Dollars (000)	Percent of Dollars	Actions	Percent of Actions	Dollars (000)	Percent of Dollars
466,534	100.000	180,914,794	100.000	11,184,560	100.000	16,383,661	100.000
146	0.031	28,644	0.016	4,952	0.044	7,050	0.043
17,679	3.789	2,585,424	1.429	482,483	4.314	320,536	1.956
6,443	1.381	1,057,820	0.585	59,725	0.534	139,363	0.851
255,214	54.704	116,379,832	64.329	6,087,700	54.429	10,573,218	64.535
468	0.100	531,265	0.294	3,334	0.030	11,540	0.070
4,776	1.024	15,103,618	8.348	8,083	0.072	26,880	0.164
10,839	2.323	3,687,895	2.038	342,281	3.060	547,214	3.340
438	0.094	209,072	0.116	5,583	0.050	12,607	0.077
11,684	2.504	1,118,377	0.618	242,506	2.168	360,236	2.199
26,596	5.701	2,572,529	1.422	481,409	4.304	592,471	3.618
2,097	0.449	910,982	0.504	10,006	0.089	30,187	0.184
2,818	0.604	637,585	0.352	124,610	1.114	308,100	1.881
19,511	4.182	3,925,653	2.170	85,614	0.765	243,233	1.485
11,732	2.515	2,583,771	1.428	35,933	0.321	165,921	1.013
25,195	5.400	2,832,624	1.566	1,973,858	17.648	1,426,272	8.705
522	0.112	408,771	0.226	2,824	0.025	25,121	0.153
0	0.000	0	0.000	18,826	0.168	15,139	0.092
0	0.000	0	0.000	0	0.000	0	0.000
0	0.000	0	0.000	367	0.003	285	0.002
38	0.008	8,817	0.005	1,187	0.011	2,069	0.013
64	0.014	2,938	0.002	949	0.008	2,702	0.016
18	0.004	6,128	0.003	2,434	0.022	5,596	0.034
5	0.001	757	0.000	154	0.001	608	0.004
4,458	0.956	950,544	0.525	23,482	0.210	145,502	0.888
359	0.077	32,829	0.018	5,290	0.047	5,953	0.036
6	0.001	315	0.000	597	0.005	7,379	0.045
15	0.003	881	0.000	1,929	0.017	2,137	0.013
1,168	0.250	219,525	0.121	813	0.007	4,252	0.026
152	0.033	21,121	0.012	113	0.001	646	0.004
5	0.001	503	0.000	93	0.001	385	0.002
0	0.000	0	0.000	128	0.001	336	0.002
0	0.000	0	0.000	1,061	0.009	3,047	0.019
0	0.000	0	0.000	526	0.005	401	0.002
85	0.018	4,582	0.003	997	0.009	2,783	0.017
38,820	8.321	7,423,117	4.103	813,690	7.275	818,743	4.997
39	0.008	2,459	0.001	374	0.003	1,703	0.010
9	0.002	797	0.000	0	0.000	0	0.000
1	0.000	59	0.000	559	0.005	1,299	0.008
10,524	2.256	10,891,184	6.020	33,890	0.303	205,584	1.255
84	0.018	28,646	0.016	2,847	0.025	2,946	0.018
5	0.001	403	0.000	161	0.001	388	0.002
12	0.003	660	0.000	135	0.001	553	0.003
6	0.001	271	0.000	1,421	0.013	1,084	0.007
61	0.013	4,852	0.003	3,521	0.031	5,906	0.036
61	0.013	8,751	0.005	784	0.007	2,156	0.013
215	0.046	1,096	0.001	129	0.001	423	0.003
239	0.051	222,517	0.123	1,225	0.011	5,210	0.032
0	0.000	0	0.000	0	0.000	0	0.000
405	0.087	21,190	0.012	1,990	0.018	3,753	0.023
0	0.000	0	0.000	268	0.002	629	0.004
2,633	0.564	147,904	0.082	6,904	0.062	17,621	0.108
97	0.021	12,143	0.007	7,808	0.070	18,912	0.115
50	0.011	6,747	0.004	2,145	0.019	2,635	0.016
147	0.032	33,677	0.019	1,672	0.015	8,372	0.051
8	0.002	919	0.001	600	0.005	1,321	0.008
321	0.069	26,914	0.015	688	0.006	3,357	0.020
599	0.128	64,257	0.036	20,993	0.188	23,256	0.142
4,257	0.912	473,371	0.262	155,891	1.394	57,691	0.352
4,813	1.032	5,841,689	3.118	98,409	0.880	173,832	1.061
39	0.008	20,595	0.011	4,225	0.038	4,282	0.026
47	0.010	4,838	0.003	227	0.002	810	0.005
25	0.005	4,712	0.003	113	0.001	977	0.006
25	0.005	1,022	0.001	1,132	0.010	3,624	0.022
461	0.099	47,202	0.026	12,952	0.116	27,465	0.168

**FEDERAL PROCUREMENT DATA SYSTEM
SF279/SF281 COMPARISONS
Fiscal Year 1998 Through Fourth Quarter**

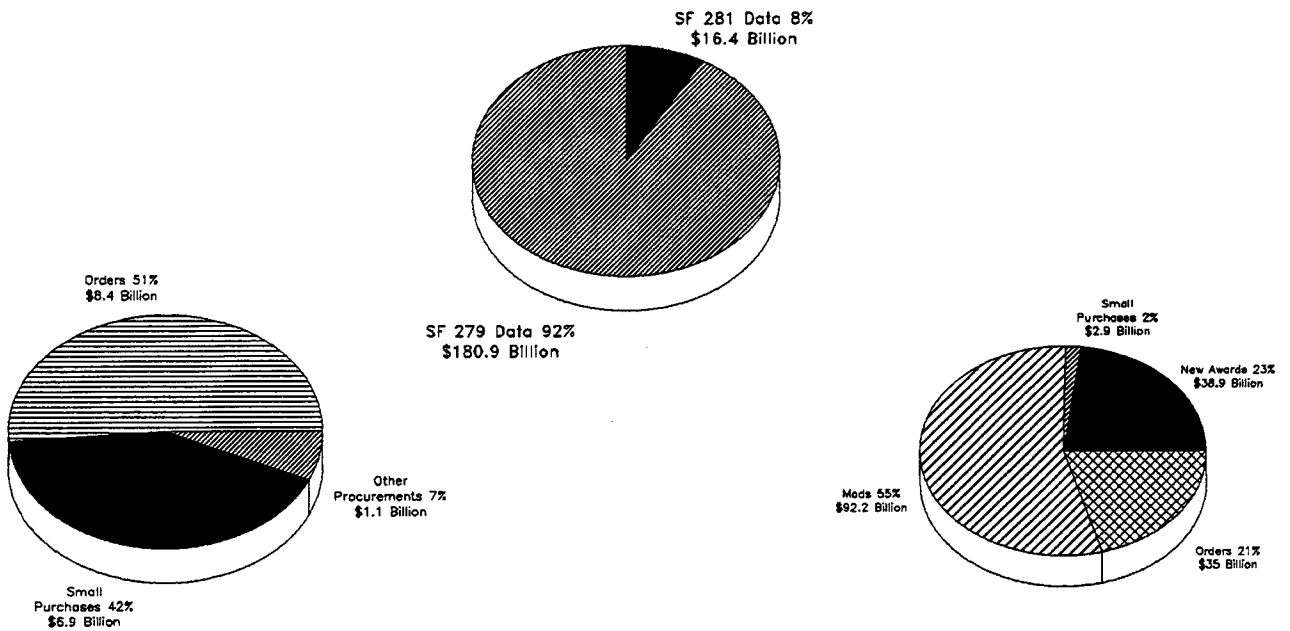
ACTIONS



**SF 281 Data By
Procurement Methods**

**SF 279 Data by
Kind of Contract Action**

DOLLARS

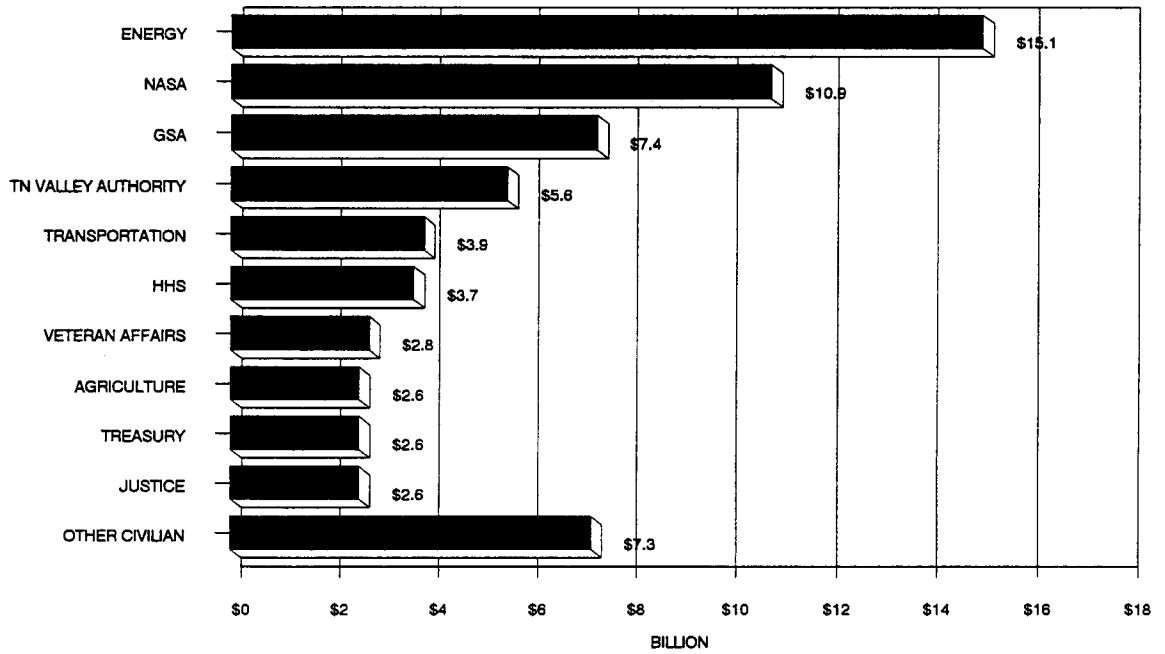


**SF 281 Data By
Procurement Methods**

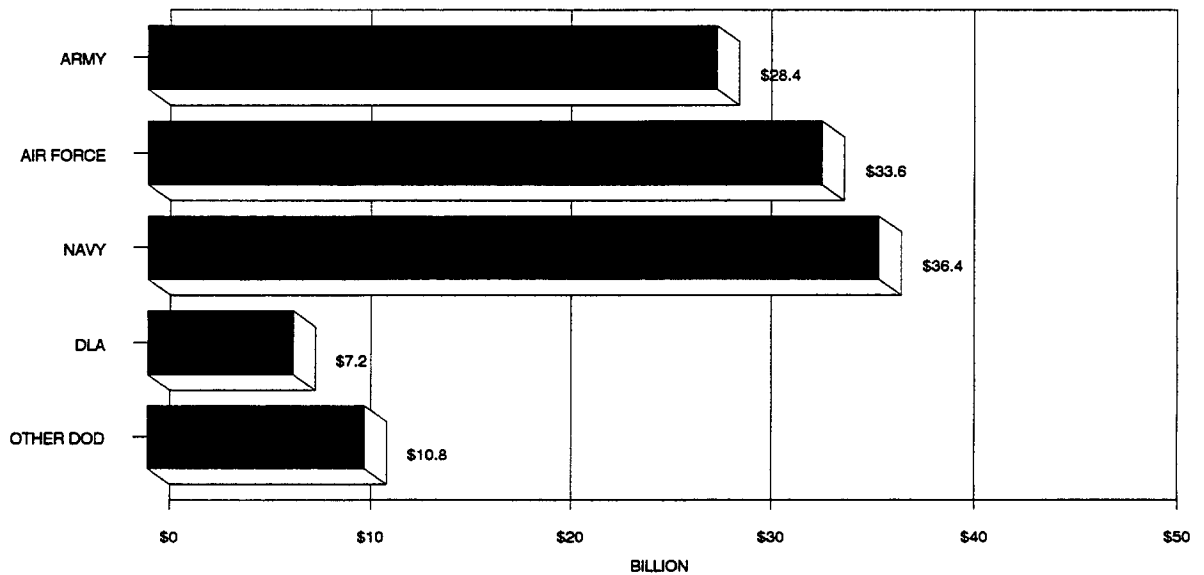
**SF 279 Data by
Kind of Contract Action**

FEDERAL PROCUREMENT DATA SYSTEM
CONTRACT DOLLARS BY EXECUTIVE DEPARTMENTS AND AGENCIES
 Actions Reported Individually on SF279
 Fiscal Year 1998 Through Fourth Quarter

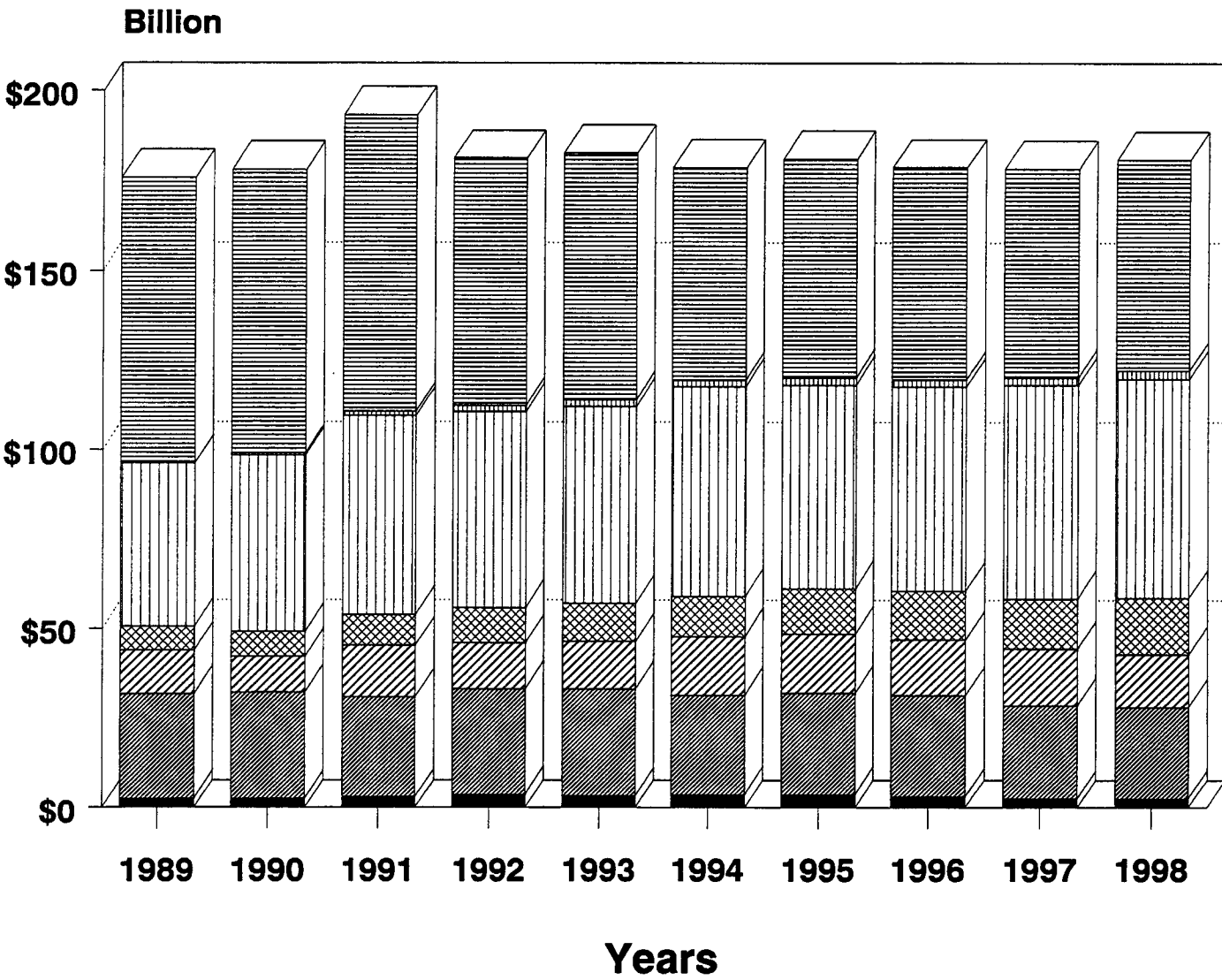
CIVILIAN AGENCIES
 TOTAL DOLLARS \$57.3 BILLION



DEPARTMENT OF DEFENSE
 TOTAL DOLLARS \$115.4 BILLION



FEDERAL PROCUREMENT DATA SYSTEM
FEDERAL PROCUREMENT BY MAJOR PRODUCT/SERVICE CATEGORY
 Actions Reported Individually on SF279
 Fiscal Year 1998 Through Fourth Quarter



- | | | | |
|---|---|--|--|
|  A & E |  R & D |  Construction |  ADP Equip. |
|  Other |  Real Property |  Supplies | |

FEDERAL PROCUREMENT DATA SYSTEM
RESEARCH AND DEVELOPMENT SUMMARY - BY R & D CATEGORY
Actions Reported Individually on SF279
Fiscal Year 1998 Through Fourth Quarter

	Year to Date	
	Number of Actions	Dollars (000)
TOTAL FEDERAL RESEARCH AND DEVELOPMENT	31,973	25,645,598
AA Agriculture	3	1,845
AB Community Services and Development	48	6,438
AC Defense Systems	10,157	12,551,935
AD Defense - Other	9,637	4,081,997
AE Economic Growth and Productivity	365	157,903
AF Education	89	88,329
AG Energy	307	447,589
AH Environmental Protection	392	94,167
AJ General Science and Technology	854	272,825
AK Housing	1	54
AL Income Security	1	700
AM International Affairs and Cooperation	16	886
AN Medical	1,760	813,068
AP Natural Resources	140	12,522
AQ Social Services	XXXXXX	XXXXXXX
AR Space	3,422	4,215,970
AS Transportation, Modal	146	43,594
AT Transportation, General	307	53,454
AV Mining	4	1,179
AZ Other Research and Development	4,324	2,801,143

OTHER SERVICES AND CONSTRUCTION - SUMMARY BY SERVICE CATEGORY
Actions Reported Individually on SF279
Fiscal Year 1998 Through Fourth Quarter

	Year to Date	
	Number of Actions	Dollars (000)
TOTAL FEDERAL OTHER SERVICES AND CONSTRUCTION	264,139	91,137,746
B Special Studies and Analyses - Not R&D	5,621	1,859,106
C Architect and Engineering Services - Construction	18,014	2,688,585
D Automatic Data Processing and Telecommunications Services	28,232	9,267,622
F Natural Resources Management	8,234	2,130,745
G Social Services	1,800	297,397
H Quality Control, Testing, and Inspection Services	1,557	415,363
J Maintenance, Repair, and Rebuilding of Equipment	23,685	8,297,843
K Modification of Equipment	852	691,042
L Technical Representative Services	1,788	804,404
M Operation of Government-Owned Facility	4,695	16,375,522
N Installation Equipment	1,619	294,858
P Salvage Services	558	166,649
Q Medical Services	18,313	4,968,251
R Professional, Administrative, and Management Support Services	44,212	16,066,293
S Utilities and Housekeeping Services	21,313	5,840,947
T Photographic, Mapping, Printing, and Publication Services	1,840	233,847
U Training Services	6,506	973,108
V Transportation and Travel	8,082	2,358,142
W Lease or Rental of Equipment	2,423	337,005
X Lease or Rental of Facilities	13,581	2,378,202
Y Construction of Structures and Facilities	17,519	7,948,179
Z Maintenance, Repair, or Alteration of Real Property	33,695	6,743,656

FEDERAL PROCUREMENT DATA SYSTEM
SUPPLIES AND EQUIPMENT - SUMMARY BY FSC GROUP
 Actions Reported Individually on SF279
 Fiscal Year 1998 Through Fourth Quarter

	Year to Date	
	Number of Actions	Dollars (000)
TOTAL FEDERAL SUPPLIES AND EQUIPMENT	170,422	64,131,450
10 Weapons	1,010	1,102,070
11 Nuclear Ordnance	27	14,389
12 Fire Control Equipment	613	426,078
13 Ammunition and Explosives	1,587	1,748,435
14 Guided Missiles	1,105	3,717,531
15 Aircraft and Airframe Structural Components	3,767	9,340,973
16 Aircraft Components and Accessories	4,268	1,518,314
17 Aircraft Launching, Landing, and Ground Handling Equipment	514	196,911
18 Space Vehicles	340	1,385,193
19 Ships, Small Craft, Pontoons, and Floating Docks	1,305	3,651,370
20 Ship and Marine Equipment	591	238,661
22 Railway Equipment	31	8,446
23 Ground Effect Vehicles, Motor Vehicles, Trailers, and Cycles	892	1,813,872
24 Tractors	100	13,368
25 Vehicular Equipment Components	1,380	362,300
26 Tires and Tubes	298	69,148
28 Engines, Turbines, and Components	4,203	2,730,926
29 Engine Accessories	2,026	278,110
30 Mechanical Power Transmission Equipment	1,055	102,198
31 Bearings	641	75,003
32 Woodworking Machinery and Equipment	17	1,018
34 Metalworking Machinery	488	61,815
35 Service and Trade Equipment	266	30,612
36 Special Industry Machinery	1,059	116,315
37 Agricultural Machinery and Equipment	157	7,334
38 Construction, Mining, Excavating, and Highway Maintenance Equipment	451	147,070
39 Materials Handling Equipment	791	194,713
40 Rope, Cable, Chain, and Fittings	222	18,262
41 Refrigeration, Air Conditioning, and Air Circulating Equipment	838	102,459
42 Fire Fighting, Rescue, and Safety Equipment	519	95,859
43 Pumps and Compressors	1,145	110,935
44 Furnace, Steam Plant, and Drying Equipment; and Nuclear Reactors	342	500,908
45 Plumbing, Heating, and Sanitation Equipment	204	19,650
46 Water Purification and Sewage Treatment Equipment	142	17,327
47 Pipe, Tubing, Hose, and Fittings	1,063	109,141
48 Valves	1,399	102,191
49 Maintenance and Repair Shop Equipment	1,119	372,065
51 Hand Tools	665	42,672
52 Measuring Tools	36	3,944
53 Hardware and Abrasives	1,350	97,871

FEDERAL PROCUREMENT DATA SYSTEM
SUPPLIES AND EQUIPMENT - SUMMARY BY FSC GROUP-Continued
 Actions Reported in Summary on SF279
 Fiscal Year 1998 Through Fourth Quarter

	Year to Date	
	Number of Actions	Dollars (000)
54 Prefabricated Structures and Scaffolding	758	361,744
55 Lumber, Millwork, Plywood, and Veneer	969	25,950
56 Construction and Building Materials	881	69,114
58 Communication, Detection, and Coherent Radiation Equipment	9,812	4,714,616
59 Electrical and Electronic Equipment Components	9,229	1,843,041
60 Fiber Optics Materials, Components, Assemblies, and Accessories	304	38,978
61 Electric Wire, and Power and Distribution Equipment	3,450	506,062
62 Lighting Fixtures and Lamps	565	43,510
63 Alarm, Signal, and Security Detection Systems	603	84,812
65 Medical, Dental, and Veterinary Equipment and Supplies	13,996	1,808,624
66 Instruments and Laboratory Equipment	5,642	982,463
67 Photographic Equipment	752	76,156
68 Chemicals and Chemical Products	1,377	411,040
69 Training Aids and Devices	769	511,967
70 General Purpose Automatic Data Processing Equipment	36,586	5,442,816
71 Furniture	11,176	635,035
72 Household and Commercial Furnishings and Appliances	2,128	96,882
73 Food Preparation and Serving Equipment	498	58,917
74 Office Machines, Text Processing Systems and Visible Record Equipment	729	48,173
75 Office Supplies and Devices	3,185	169,729
76 Books, Maps, and Other Publications	972	137,593
77 Musical Instruments, Phonographs, and Home-Type Radios	59	3,212
78 Recreation and Athletic Equipment	277	15,720
79 Cleaning Equipment and Supplies	426	27,379
80 Brushes, Paints, Sealers, and Adhesives	571	23,950
81 Containers, Packaging, and Packing Supplies	1,770	153,063
83 Textiles, Leather, Furs, Apparel and Shoe Findings, Tents and Flags	1,302	155,710
84 Clothing, Individual Equipment, and Insignia	2,842	788,004
85 Toiletries	303	29,186
87 Agricultural Supplies	213	12,941
88 Live Animals	81	10,847
89 Subsistence	12,116	3,044,547
91 Fuels, Lubricants, Oils, and Waxes	2,638	7,071,642
93 Nonmetallic Fabricated Materials	899	97,820
94 Nonmetallic Crude Materials	150	221,614
95 Metal Bars, Sheets, and Shapes	859	114,011
96 Ores, Minerals, and Their Primary Products	567	564,631
99 Miscellaneous	2,842	2,771,238
E Purchase of Structures and Facilities	100	13,256

**FEDERAL PROCUREMENT DATA SYSTEM
STANDARD INDUSTRIAL CLASSIFICATION (SIC) CODE SUMMARY - BY SIC
GROUP**

**Actions Reported Individually on SF279
Fiscal Year 1998 Through Fourth Quarter**

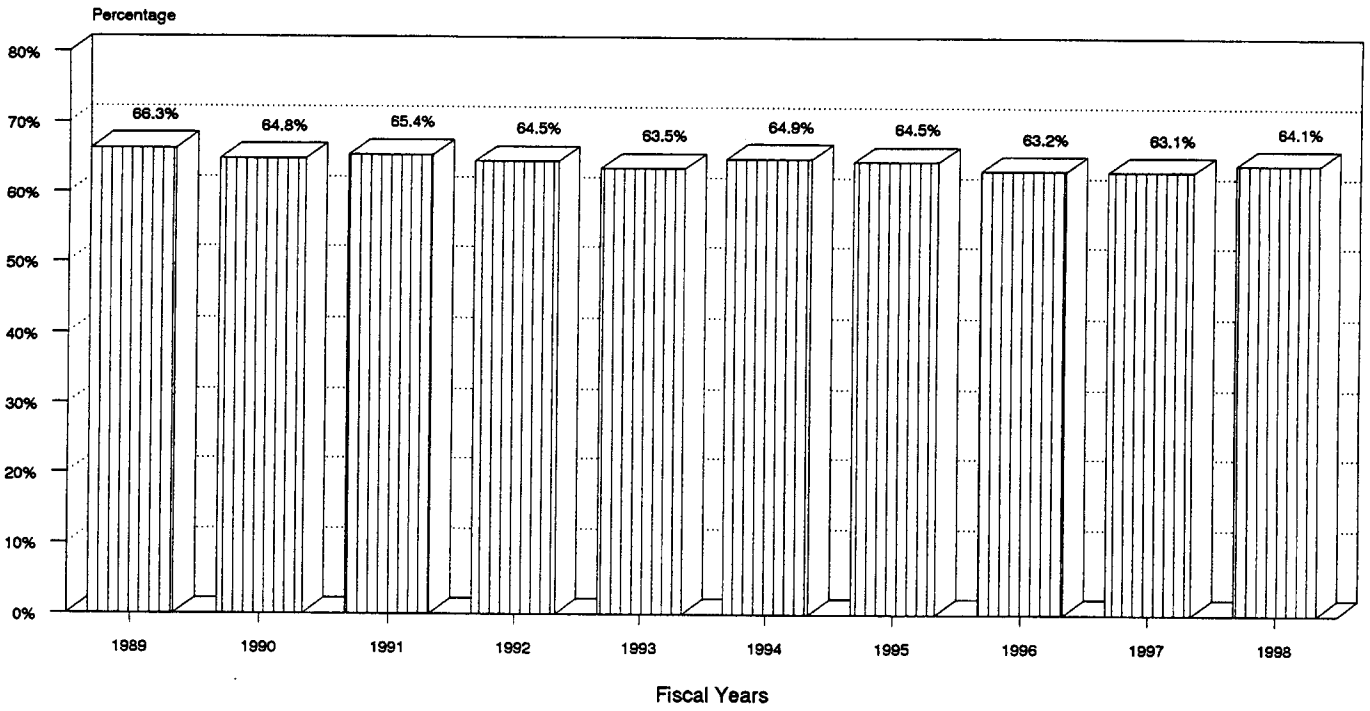
	Year to Date	
	Number of Actions	Dollars (\$00)
TOTAL FEDERAL	466,534	180,914,794
Agriculture, forestry, and fishing		
01 Agriculture production - crops	74	8,333
02 Agriculture production livestock and animal specialties	116	16,023
07 Agriculture services	1,156	153,013
08 Forestry	2,060	96,655
09 Fishing, hunting, and trapping	33	1,304
TOTAL	3,439	276,328
Mining		
10 Metal mining	18	90,037
12 Coal mining	670	3,603,150
13 Oil and gas extraction	303	257,492
14 Mining and quarrying of nonmetallic minerals, except fuels	308	35,278
TOTAL	1,299	3,985,957
Construction		
15 Building construction - general contractors and operative builders	24,124	7,889,302
16 Heavy construction other than building construction - contractors	13,656	4,189,637
17 Construction - special trade contractors	13,897	2,072,886
TOTAL	51,677	14,151,825
Manufacturing		
20 Food and kindred products	6,528	2,644,823
21 Tobacco products	9	852
22 Textile mill products	2,343	173,135
23 Apparel and other finished products made from fabrics	2,320	706,322
24 Lumber and wood products, except furniture	725	28,596
25 Furniture and fixtures	11,641	671,301
26 Paper and allied products	2,376	195,702
27 Printing, publishing, and allied industries	1,417	173,463
28 Chemicals and allied products	4,107	1,007,690
29 Petroleum refining and related industries	657	2,193,413
30 Rubber and miscellaneous plastics products	1,913	172,803
31 Leather and leather products	788	100,944
32 Stone, clay, glass, and concrete products	667	96,608
33 Primary metal industries	1,523	212,047
34 Fabricated metal products, except machinery and transportation	8,018	6,195,256
35 Industrial and commercial machinery and computer equipment	32,740	4,863,144
36 Electronic and other electrical equipment and components, not computer	23,277	8,349,863
37 Transportation equipment	29,812	38,712,373
38 Measuring, analyzing, and controlling instruments	12,896	5,047,345
39 Miscellaneous manufacturing industries	2,466	182,484
TOTAL	146,225	71,728,164
Transportation, communications, electric, gas, and sanitary services		
40 Railroad transportation	264	244,993
41 Local and suburban transit and interurban highway passenger transportation	753	93,561
42 Motor freight transportation and warehousing	1,260	269,408
43 United States Postal Services	19	703
44 Water transportation	2,660	1,600,849
45 Transportation by air	2,812	1,228,559
46 Pipelines, except natural gas	7	561
47 Transportation services	538	109,963
48 Communications	7,011	3,056,853
49 Electric, gas, and sanitary services	8,603	2,565,372
TOTAL	24,927	9,170,822

FEDERAL PROCUREMENT DATA SYSTEM
**STANDARD INDUSTRIAL CLASSIFICATION (SIC) CODE SUMMARY - BY SIC
 GROUP - Continued**

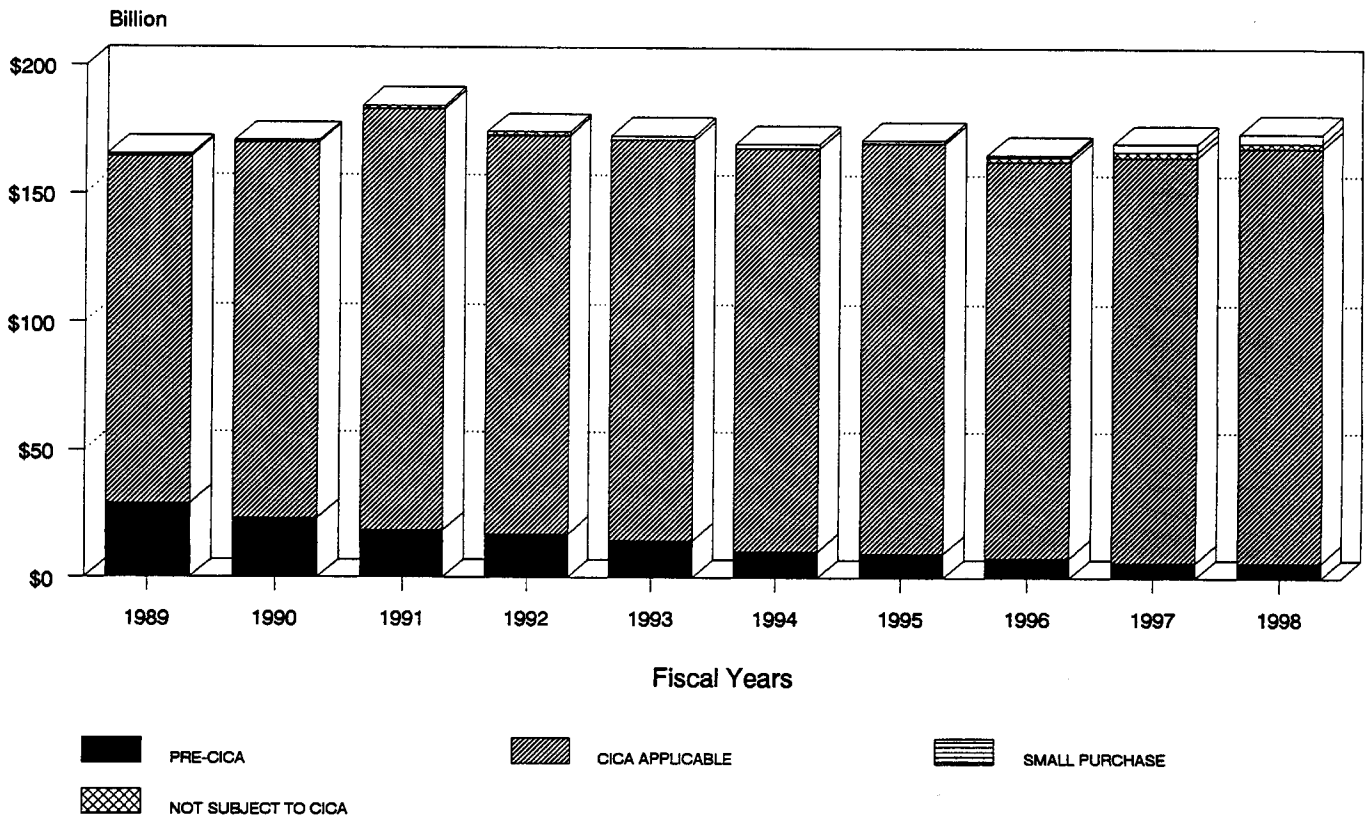
Actions Reported in Summary on SF279
 Fiscal Year 1998 Through Fourth Quarter

	Year to Date	
	Number of Actions	Dollars (000)
Wholesale trade		
50 Wholesale trade - durable goods	18,225	2,776,547
51 Wholesale trade - nondurable goods	14,589	2,156,200
TOTAL	32,814	4,932,747
Retail trade		
52 Building materials, hardware, garden supply, and mobile home dealers	139	15,482
53 General merchandise stores	26	1,804
54 Food stores	108	30,262
55 Automotive dealers and gasoline service stations	68	6,448
56 Apparel and accessory stores	36	1,761
57 Home furniture, furnishings, and equipment stores	911	120,819
58 Eating and drinking places	919	276,768
59 Miscellaneous retail	463	47,562
TOTAL	2,670	500,906
Finance, insurance, and real estate		
34 Insurance agents, brokers, and services	145	181,354
60 Depository institutions	22	12,649
61 Nondepository institutions	5	4,720
62 Security and commodity brokers, dealers, exchanges, and services	130	46,003
63 Insurance carriers	125	80,545
65 Real estate	15,505	2,349,809
67 Holding and other investment offices	21	708
TOTAL	15,953	2,655,788
Services		
70 Hotels, rooming houses, camps, and other lodging places	1,740	92,780
72 Personal services	878	93,421
73 Business services	51,855	13,818,559
75 Automotive repair, services, and parking	618	86,914
76 Miscellaneous repair services	3,431	615,625
78 Motion pictures	400	58,247
79 Amusement and recreation services	203	11,140
80 Health services	18,629	5,298,942
81 Legal services	332	18,899
82 Educational services	3,406	1,766,585
83 Social services	1,818	355,966
84 Museums, art galleries, and botanical and zoological gardens	15	1,722
86 Membership organizations	140	18,187
87 Engineering, accounting, research, management, and related services	91,467	45,128,539
88 Private households	5	919
89 Miscellaneous services	10,380	3,086,272
TOTAL	185,318	70,452,717
Public administration		
91 Executive, legislative, and general government, except finance	292	31,460
92 Justice, public order, and safety	64	5,035
93 Public finance, taxation, and monetary policy	1	40
94 Administration of human resource programs	31	2,926
95 Administration of environmental quality and housing programs	109	122,252
96 Administration of economic programs	95	82,765
97 National security and international affairs	56	28,906
TOTAL	648	273,384
Nonclassifiable establishments		
99 Nonclassification establishments	1,564	2,786,356

**FEDERAL PROCUREMENT DATA SYSTEM
 PERCENTAGE OF PROCUREMENT DOLLARS AWARDED COMPETITIVELY
 SF279 and SF 281 Data**



**FEDERAL PROCUREMENT DATA SYSTEM
 COMPARISON OF PRE- AND POST-CICA ACTIONS**



**Government Purchase Card Statistics
Sales, Transactions and Cards**

	SALES	TRANSACTIONS	CARDS
Agency for International Development	\$1,759,834.43	4,476	144
Agriculture	\$212,028,035.67	724,383	26,286
Air Force	\$737,208,846.14	1,984,365	46,621
Amtrak	\$326,385.88	1,055	25
Appalachian Regional Commission	\$167,852.56	664	10
Army	\$1,663,538,142.53	3,808,590	73,616
Commerce	\$97,432,239.62	262,587	5,933
Consumer Product Safety	\$475,237.58	1,421	43
Corporation for National Svc	\$658,705.78	2,896	73
DC Government OCFO	\$62,141.17	184	22
Defense, Other	\$245,924,362.77	388,275	6,701
Education	\$8,148,687.90	14,592	237
Energy	\$162,046,604.69	310,840	5,772
Environment Protection Agency	\$31,136,503.05	73,218	1,815
Equal Opportunity Comm	\$606,850.64	2,179	85
European Investment Bank	\$158,563.81	361	20
Executive Office of the President	\$1,819,693.57	4,666	143
Farm Credit Administration	\$423,392.42	950	41
Fed Communications Comm	\$2,047,873.62	4,826	193
Fed Deposit Insurance Corp	\$5,422,491.69	13,672	397
Fed Labor Relations Comm	\$240,431.57	531	15
Fed Mediation/Conciliation Comm	\$389,353.66	2,132	20
Fed Trade Commission	\$1,550,404.02	3,547	71
Federal Emergency Management Agency	\$18,108,925.80	22,713	514
General Services Administration	\$115,613,295.55	198,297	4,553
Govt of Virgin Islands	\$16,038.87	40	1
Govt Printing Office	\$569,095.53	1,621	58
Health Human Services	\$170,372,987.72	383,996	5,994
Housing Urban Development	\$10,425,524.42	16,081	329
Interior	\$277,674,024.73	893,921	20,810
International Trade Commission	\$710,925.13	1,003	12
Justice	\$254,737,646.40	565,072	12,062
Labor	\$14,062,933.29	43,309	1,195
Library of Congress	\$2,173,028.35	3,653	76
Merit Systems Protection	\$870,833.87	1,721	34
Misc Independent Agencies	\$8,692,843.09	19,447	371
NASA	\$65,975,882.03	113,650	3,096
National Science Foundation	\$2,712,868.26	8,186	263
Natl Archives Records Services	\$4,682,406.78	11,241	193
Natl Credit Union	\$133,125.99	543	15
Natl Foundation Arts/Human	\$1,165,749.48	2,159	20
Natl Labor Relations Board	\$368,742.58	1,603	65
Navy	\$1,055,326,600.70	1,997,517	30,244
Nuclear Regulatory Comm	\$2,298,687.93	4,719	92
Ofc of Personnel Management	\$8,528,515.23	13,097	226
Overseas Private Investment Comm	\$170,628.91	637	20
Panama Canal Commission	\$1,613,272.64	4,723	174
Railroad Retirement	\$178,099.25	765	67
Securities and Exchange Comm	\$1,408,447.66	1,773	33
Small Business Administration	\$7,022,486.27	18,283	258
Smithsonian Institution	\$128,496.96	1,029	18
Social Security Administration	\$48,879,590.83	96,763	2,723
State Department	\$19,015,663.84	34,409	789
Transportation	\$263,641,369.88	681,913	19,457
Treasury	\$132,063,452.37	457,225	14,846
US Courts	\$4,854,947.91	17,567	720
US General Accounting Office	\$194,856.37	890	54
US Information Agency	\$11,099,692.00	15,271	215
US Postal Service	\$380,270,210.22	1,065,744	18,091
US Senate	\$312,960.17	1,743	126
Veterans Affairs	\$1,901,171,367.98	2,134,987	33,981
Program Total	\$7,960,818,859.76	16,447,721	340,078

THIS CHART WAS PROVIDED BY THE FEDERAL SUPPLY SERVICE, GSA
*These figures are not included in any other part of the FPR

FEDERAL PROCUREMENT DATA SYSTEM
TOP 100 FEDERAL CONTRACTORS
 Actions Reported Individually on SF279
 Fiscal Year 1998 Through Fourth Quarter

	CURRENT YEAR'S DOLLARS (000)	PERCENT OF DOLLARS	PRIOR YEAR'S DOLLARS (000)	PERCENT OF DOLLARS
TOTAL FEDERAL	180,914,794	100.00	172,720,914	100.00
TOP 100 SUBTOTAL	99,542,231	55.02	69,296,535	40.12
1 LOCKHEED MARTIN CORPORATION	17,020,878	9.41	13,011,819	7.53
2 BOEING COMPANY THE INC	12,789,992	7.07	2,184,608	1.26
3 RAYTHEON COMPANY THE	6,224,081	3.44	2,825,488	1.64
4 GENERAL DYNAMICS CORPORATION	3,703,030	2.05	1,543,524	0.89
5 UNIVERSITY OF CALIFORNIA	2,995,843	1.66	2,683,643	1.55
6 NORTHROP GRUMMAN CORPORATION	2,814,744	1.56	3,108,833	1.80
7 UNITED TECHNOLOGIES CORPORATION	2,140,217	1.18	1,903,682	1.10
8 CBS CORPORATION	2,116,689	1.17	1,009,410	0.58
9 TRW INC	1,900,463	1.05	1,536,289	0.89
10 TEXTRON INC	1,852,281	1.02	1,320,819	0.76
11 SCIENCE APPLICATIONS INTL CORP	1,803,056	1.00	1,378,704	0.80
12 LITTON INDUSTRIES INC	1,632,266	0.90	1,716,815	0.99
13 NEWPORT NEWS SHIPBUILDING INC	1,538,531	0.85	637,159	0.37
14 UNITED SPACE ALLIANCE LLC	1,480,308	0.82	1,314,365	0.76
15 GENERAL ELECTRIC COMPANY INC	1,466,660	0.81	1,348,205	0.78
16 ALLIEDSIGNAL INC	1,378,674	0.76	1,235,887	0.72
17 TBI BEHEER BV	1,367,904	0.76	135,657	0.08
18 CARLYLE GROUP THE	1,355,943	0.75	686,047	0.40
19 CALIFORNIA INSTITUTE OF TECHNOLOGY	1,185,175	0.66	1,138,120	0.66
20 FLOUR CORPORATION	1,127,319	0.62	1,108,594	0.64
21 COMPUTER SCIENCES CORPORATION	1,081,729	0.60	949,619	0.55
22 SUGAR CAMP COAL CO INC	1,064,132	0.59	77,179	0.04
23 BECHTEL GROUP INC	895,103	0.49	535,891	0.31
24 HUMANA INC	887,773	0.49	621,450	0.36
25 GTE CORPORATION	852,313	0.47	903,217	0.52
26 ITT INDUSTRIES INC	845,904	0.47	645,655	0.37
27 AT&T CORPORATION	812,429	0.45	883,374	0.51
28 UNISYS CORPORATION	691,964	0.38	294,446	0.17
29 DYNACORP	636,588	0.35	701,181	0.41
30 KAISER HILL CO LLC	606,890	0.34	494,291	0.29
31 INTERNATIONAL BUS MCHS CORP	593,405	0.33	369,088	0.21
32 FOUNDATION HEALTH SYSTEMS INC	592,799	0.33	659,133	0.38
33 MILL CREEK MINING COMPANY INC	567,257	0.31	0	0.00
34 BATTTELLE MEMORIAL INSTITUTE	559,796	0.31	577,506	0.33
35 JOHNS HOPKINS UNIVERSITY	492,245	0.27	304,560	0.18
36 BOOZ ALLEN & HAMILTON INC	490,359	0.27	298,821	0.17
37 MCDERMOTT INTERNATIONAL INC	477,574	0.26	447,182	0.26
38 IT GROUP INC THE	473,908	0.26	151,935	0.09
39 MITRE CORPORATION THE	473,847	0.26	385,753	0.22
40 ELECTRONIC DATA SYSTEMS CORP	473,786	0.26	0	0.00
41 UNIVERSITY OF CHICAGO THE	467,966	0.26	475,053	0.28
42 PHILIPP HOLZMANN AKTIENGESELLS	464,273	0.26	49,747	0.03
43 STANDARD MISSILE COMPANY LLC	452,696	0.25	438,632	0.25
44 ROCKWELL INTERNATIONAL CORP	441,073	0.24	1,523,942	0.88
45 TRACOR INC	430,321	0.24	493,368	0.29
46 TRIWEST HEALTHCARE ALLIANCE CO	419,974	0.23	212,918	0.12
47 CORDANT TECHNOLOGIES INC	405,767	0.22	578,033	0.33
48 MASSACHUSETTS INST OF TECHNOLOGY	401,859	0.22	403,008	0.23
49 AMERISOURCE HEALTH CORPORATION	396,701	0.22	407,549	0.24
50 AVONDALE INDUSTRIES INC	382,837	0.21	611,501	0.35

FEDERAL PROCUREMENT DATA SYSTEM
TOP 100 FEDERAL CONTRACTORS-Continued
 Actions Reported Individually on SF279
 Fiscal Year 1998 Through Fourth Quarter

	CURRENT YEAR'S DOLLARS (000)	PERCENT OF DOLLARS	PRIOR YEAR'S DOLLARS (000)	PERCENT OF DOLLARS
51 MASON COMPANY THE (DEL)	377,453	0.21	371,612	0.22
52 BROOKHAVEN SCIENCE ASSOC LLC	372,706	0.21	0	0.00
53 DUNN INDUSTRIES INC	368,798	0.20	1,585	0.00
54 GENERAL ELECTRIC PLC THE	367,885	0.20	214,213	0.12
55 HALLIBURTON COMPANY	366,762	0.20	311,951	0.18
56 MOTOROLA INC	350,240	0.19	370,703	0.21
57 MANSON PLC	343,857	0.19	597,718	0.35
58 AEROSPACE CORPORATION	340,967	0.19	300,072	0.17
59 EG&G INC	337,588	0.19	286,757	0.17
60 TEXAS INSTRUMENTS INC	335,406	0.19	514,936	0.30
61 LONGBOW LIMITED LIABILITY CORP	331,065	0.18	337,868	0.20
62 ALLIANT TECHSYSTEMS INC	324,085	0.18	358,902	0.21
63 SVERDRUP CORPORATION INC	316,256	0.17	369,768	0.21
64 WORLDCORP INC	316,214	0.17	238,078	0.14
65 HIGHMARK INC	315,194	0.17	227,438	0.13
66 RENCO GROUP INC THE	301,775	0.17	314,264	0.18
67 AFFILIATED COMPUTER SERVICES	301,026	0.17	0	0.00
68 NEW ENERGY VENTURES LLC	297,075	0.16	0	0.00
69 HARRIS CORPORATION	296,595	0.16	279,700	0.16
70 PEABODY HOLDINGS COMPANY INC	295,852	0.16	1,043	0.00
71 FDX CORPORATION	293,144	0.16	292,805	0.17
72 SPRINT CORPORATION	291,908	0.16	219,185	0.13
73 UNIVERSITIES RESEARCH ASSOC	278,435	0.15	252,945	0.15
74 ROLLS-ROYCE PLC	273,001	0.15	204,322	0.12
75 DELL COMPUTER CORPORATION	261,374	0.14	128,938	0.07
76 SHELL OIL COMPANY	255,853	0.14	299,986	0.17
77 NASSCO HOLDINGS INC	255,266	0.14	287,943	0.17
78 GENERAL MOTORS CORPORATION	249,349	0.14	3,103,518	1.80
79 STANFORD LELAND JUNIOR UNIV	249,144	0.14	261,274	0.15
80 MCI COMMUNICATIONS CORPORATION	246,100	0.14	223,531	0.13
81 MORRISON KNUDSEN CORPORATION	246,048	0.14	150,413	0.09
82 NICHOLS RESEARCH CORPORATION	244,827	0.14	261,136	0.15
83 COASTAL CORPORATION	243,855	0.13	112,636	0.07
84 FEDERAL REPUBLIC OF GERMANY	238,433	0.13	131,166	0.08
85 ANTHEM INSURANCE COMPANIES INC	237,928	0.13	50,054	0.03
86 BELL ATLANTIC CORPORATION	229,618	0.13	198,515	0.11
87 GOVERNMENT TECHNOLOGY SERVICES	229,578	0.13	224,051	0.13
88 GENERAL ATOMIC TECHNOLOGIES CO	228,884	0.13	97,150	0.06
89 DAIMLERCHRYSLER CORPORATION	228,485	0.13	0	0.00
90 OCEAN SHIPHOLDINGS INC	227,622	0.13	0	0.00
91 PRIMEX TECHNOLOGIES INC	221,806	0.12	132,240	0.08
92 JMC CONSTRUCTION INC	220,966	0.12	252	0.00
93 JOHNSON CONTROLS INC	218,631	0.12	283,374	0.16
94 WESTAT INC	218,408	0.12	104,701	0.06
95 PROCTOR & GAMBLE COMPANY INC	217,451	0.12	231,637	0.13
96 NATIONAL BUSINESS FURNITURE INC	216,917	0.12	268	0.00
97 BOEING SIKORSKY COMANCHE TEAM	213,539	0.12	167,849	0.10
98 CALI INTERNATIONAL INC	207,535	0.11	103,004	0.06
99 HONEYWELL INC	207,077	0.11	179,912	0.10
100 MCKESSON CORPORATION	206,898	0.11	178,422	0.10

FEDERAL PROCUREMENT DATA SYSTEM
TOP 10 FEDERAL CONTRACTORS BY PRODUCT/SERVICE CATEGORY
 Actions Reported Individually on SF279
 Fiscal Year 1998 Through Fourth Quarter

	Number of Actions	Dollars (000)
I. Research and Development		
Dept. of Defense		
LOCKHEED MARTIN CORPORATION	1,265	4,812,051
BOEING COMPANY THE INC	663	2,094,381
RAYTHEON COMPANY INC	714	1,123,392
NORTHROP GRUMMAN CORPORATION	581	951,042
GENERAL DYNAMICS CORPORATION	104	764,703
TRW INC	467	591,606
TEXTRON INC	59	462,223
MITRE CORPORATION THE	68	391,616
MASSACHUSETTS INSTI OF TECH	64	369,502
SCIENCE APPLICATIONS INTL CORP	821	351,589
Civilian Agencies		
BOEING COMPANY THE INC	226	1,516,141
UNIVERSITY OF CALIFORNIA	95	381,830
TBI BEHEER BV	225	336,309
MIDWEST RESEARCH INSTITUTE INC	16	176,804
TRW INC	48	142,005
RAYTHEON COMPANY INC	43	138,193
WESTAT INC	77	138,016
ANTARCTIC SUPPORT ASSOCIATES	4	123,959
JOHNS HOPKINS UNIVERSITY INC	67	108,173
RCA CORPORATION	26	102,718
II. Construction		
Dept. of Defense		
IT GROUP INC THE	915	259,057
PHILIPP HOLZMANN AKTIENGESELLS	603	223,247
FEDERAL REPUBLIC OF GERMANY	720	215,708
RAYTHEON COMPANY INC	283	214,998
HUNT BUILDING CORPORATION	72	150,251
TURNER CORPORATION THE	55	121,898
JACOBS ENGINEERING GROUP INC	102	110,204
HARBERT BILL INTERNATIONAL CO	62	108,390
PRIMEX TECHNOLOGIES INC	17	90,436
BLACKSTONE DREDGING PARTNERS	52	77,068
Civilian Agencies		
DUNN INDUSTRIES INC	89	368,267
CLARK ENTERPRISES INC	165	98,965
CADDELL CONSTRUCTION CO INC	16	93,913
PHILIPP HOLZMANN AKTIENGESELLS	118	92,256
TBI BEHEER BV	140	74,402
BELL ATLANTIC CORPORATION	55	71,174
WARWICK & YORK INC	11	66,723
MORRISON-KNUDSEN COMPANY INC	8	35,903
KIEWIT PETER SONS' INC DE CORP	8	35,680
BAKER MICHAEL CORPORATION	37	34,651

FEDERAL PROCUREMENT DATA SYSTEM
TOP 10 FEDERAL CONTRACTORS BY PRODUCT/SERVICE CATEGORY
- Continued
Actions Reported Individually on SF279
Fiscal Year 1998 Through Fourth Quarter

	Number of Actions	Dollars (000)
III. Supplies and Equipment		
Dept. of Defense		
BOEING COMPANY THE INC	1,787	6,817,501
LOCKHEED MARTIN CORPORATION	2,159	4,448,736
GENERAL DYNAMICS CORPORATION	629	2,634,740
RAYTHEON COMPANY INC	1,763	2,478,068
UNITED TECHNOLOGIES CORP	1,535	1,559,443
TEXTRON INC	466	1,324,766
NORTHROP GRUMMAN CORPORATION	1,151	1,057,715
LITTON INDUSTRIES INC	873	1,041,425
GENERAL ELECTRIC COMPANY INC	1,229	854,707
STANDARD MISSILE COMPANY INC	87	452,696
Civilian Agencies		
SUGAR CAMP COAL CO (INC)	22	1,064,132
MILL CREEK MINING COMPANY INC	6	567,257
AMERISOURCE HEALTH CORPORATION	373	393,912
CORDANT TECHNOLOGIES INC	15	365,224
LOCKHEED MARTIN CORPORATION	36	351,272
PEABODY HOLDING COMPANY INC	20	295,507
BOEING COMPANY THE INC	42	273,270
GENERAL ELECTRIC COMPANY	241	227,038
JMC CONSTRUCTION INC	2	219,085
BEACON GROUP ENERGY INVESTMENT	31	180,785
IV. ADP Services and Equipment		
Dept. of Defense		
LOCKHEED MARTIN CORPORATION	804	417,110
GTE CORPORATION	835	372,860
UNISYS CORPORATION	523	245,474
COMPUTER SCIENCES CORPORATION	644	243,762
LITTON INDUSTRIES INC	754	198,275
ELECTRONIC DATA SYSTEMS CORPOR	455	193,841
NORTHROP GRUMMAN CORPORATION	391	193,181
BOEING COMPANY THE INC	385	180,289
GOVERNMENT TECHNOLOGY SERVICES	1,248	162,982
RAYTHEON COMPANY INC	805	153,584
Civilian Agencies		
LOCKHEED MARTIN CORPORATION	138	473,447
INTERNATIONAL BUS MCHS CORP	4,695	422,665
UNISYS CORPORATION	325	378,320
COMPUTER SCIENCES CORPORATION	425	366,701
SCIENCE APPLICATIONS INTL CORP	438	235,611
TRW INC	364	211,619
ELECTRONIC DATA SYSTEMS CORP	237	208,148
TBI BEHEER BV	1,180	165,009
AFFILIATED COMPUTER SERVICES	731	140,865
DIGITAL EQUIPMENT CORPORATION	530	131,215

FEDERAL PROCUREMENT DATA SYSTEM
TOP 10 FEDERAL CONTRACTORS BY PRODUCT/SERVICE CATEGORY
 - Continued

Actions Reported Individually on SF279
 Fiscal Year 1998 Through Fourth Quarter

	Number of Actions	Dollars (000)
V. Architech and Engineering		
Dept. of Defense		
TETRA TECH INC	400	97,994
CH2M HILL COMPANIES LTD (INC)	346	82,775
GENERAL DYNAMICS CORPORATION	18	60,947
PARSONS CORPORATION THE	232	59,633
TYCO INTERNATIONAL (US) INC	157	53,446
SCIENCE APPLICATIONS INTL CORP	198	50,011
CARPENTER TECHNOLOGY CORP	75	45,127
DAMES & MOORE GROUP	245	42,257
URS CORPORATION	259	38,840
HALLIBURTON COMPANY INC	59	37,915
Civilian Agencies		
WHITING-TURNER CONTRACTING CO	7	54,387
JONES JOE R CONSTRUCTION CO	4	36,906
CH2M HILL COMPANIES LTD (INC)	140	22,525
IT GROUP INC	7	21,197
URS CORPORATION	275	18,361
AECOM TECHNOLOGY CORPORATION	67	18,030
SVERDRUP CORPORATION THE	102	16,924
SAYED HAMID BEHBEHANI AND SONS	3	16,409
PARSONS RALPH M COMPANY THE	31	13,910
DAMES & MOORE GROUP	26	13,022
VI. Other Services		
Dept. of Defense		
LOCKHEED MARTIN CORPORATION	1,737	2,648,165
BOEING COMPANY THE INC	946	1,485,841
RAYTHEON COMPANY INC	1,446	1,472,572
NEWPORT NEWS SHIPBUILDING INC	73	1,415,478
HUMANA INC	51	867,453
SCIENCE APPLICATIONS INTI CORP	1,652	681,734
FOUNDATION HEALTH SYSTEMS INC	95	590,536
TRW INC	445	524,843
DYNCORP	403	485,886
NORTHROP GRUMMAN CORPORATION	772	446,535
Civilian Agencies		
LOCKHEED MARTIN CORPORATION	310	3,766,277
UNIVERSITY OF CALIFORNIA	70	2,590,059
CBS CORPORATION	99	1,481,677
UNITED SPACE ALLIANCE LLC	10	1,480,308
CALIFORNIA INSTI OF TECHNOLOGY	13	1,171,241
FLUOR CORPORATION	26	1,086,765
BECHTEL GROUP INC	71	691,973
ALLIEDSIGNAL INC	79	632,519
TBI BEHEER BV	2,536	625,974
KAISER HILL CO LLC	14	606,890

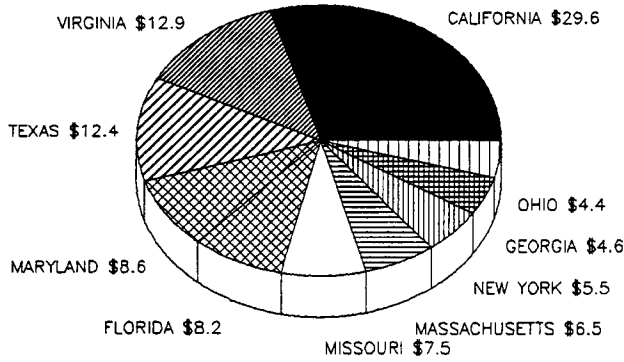
SECTION II
GEOGRAPHIC VIEW

FEDERAL PROCUREMENT DATA SYSTEM
FEDERAL PROCUREMENT BY STATE SUMMARY
 Actions Reported Individually on SF279
 Fiscal Year 1998 Through Fourth Quarter

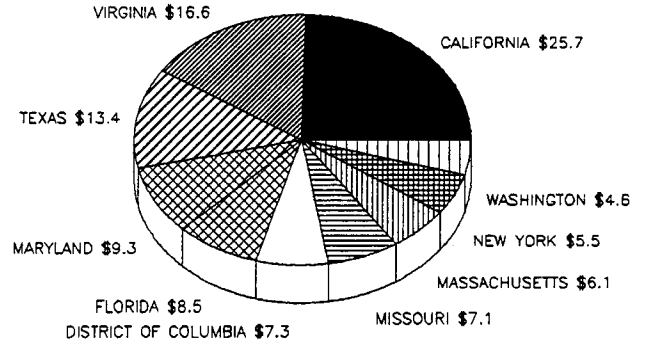
	DOLLARS (000)	PERCENT OF DOLLARS	DOLLAR RANK	RANK LAST FISCAL YEAR	RANK PER CAPITA
TOTAL FEDERAL	165,291,123	100.00			
ALABAMA	2,951,774	1.79	22	18	18
ALASKA	830,058	0.50	37	37	5
ARIZONA	3,615,793	2.19	21	23	15
ARKANSAS	375,181	0.23	44	44	50
CALIFORNIA	24,024,855	14.53	1	1	17
COLORADO	4,076,303	2.47	14	17	8
CONNECTICUT	3,632,499	2.20	20	19	7
DELAWARE	181,774	0.11	49	50	43
DISTRICT OF COLUMBIA	5,098,892	3.08	7	12	1
FLORIDA	6,508,776	3.94	5	5	27
GEORGIA	4,303,805	2.60	13	11	21
HAWAII	1,011,979	0.61	34	33	11
IDAHO	976,541	0.59	35	35	14
ILLINOIS	3,938,305	2.38	15	20	37
INDIANA	2,001,262	1.21	25	25	36
IOWA	782,544	0.47	38	39	41
KANSAS	1,189,145	0.72	31	36	25
KENTUCKY	3,700,496	2.24	18	22	9
LOUISIANA	2,193,177	1.33	24	21	24
MAINE	959,856	0.58	36	34	16
MARYLAND	10,157,157	6.15	4	4	4
MASSACHUSETTS	5,092,280	3.08	8	7	13
MICHIGAN	1,437,679	0.87	29	28	51
MINNESOTA	1,548,228	0.94	27	29	38
MISSISSIPPI	1,533,660	0.93	28	27	22
MISSOURI	6,042,561	3.66	6	6	6
MONTANA	337,951	0.20	45	46	31
NEBRASKA	403,456	0.24	43	43	44
NEVADA	739,621	0.45	39	38	28
NEW HAMPSHIRE	463,928	0.28	41	42	29
NEW JERSEY	3,639,548	2.20	19	15	26
NEW MEXICO	3,706,787	2.24	17	16	3
NEW YORK	5,049,256	3.05	9	8	40
NORTH CAROLINA	1,765,526	1.07	26	26	45
NORTH DAKOTA	227,523	0.14	48	48	34
OHIO	3,868,807	2.34	16	14	35
OKLAHOMA	1,251,057	0.76	30	32	33
OREGON	590,836	0.36	40	40	49
PENNSYLVANIA	4,555,066	2.76	12	10	32
RHODE ISLAND	256,301	0.16	47	45	42
SOUTH CAROLINA	2,369,923	1.43	23	24	20
SOUTH DAKOTA	285,032	0.17	46	47	30
TENNESSEE	4,884,962	2.96	10	13	10
TEXAS	13,113,744	7.93	3	3	19
UTAH	1,105,397	0.67	32	30	23
VERMONT	121,911	0.07	51	51	48
VIRGINIA	18,203,458	11.01	2	2	2
WASHINGTON	4,691,865	2.84	11	9	12
WEST VIRGINIA	411,585	0.25	42	41	46
WISCONSIN	1,073,505	0.65	33	31	47
WYOMING	156,062	0.09	50	49	39
U.S. OUTLYING AREAS	3,368,728	2.04			

**FEDERAL PROCUREMENT DATA SYSTEM
TOP 10 STATES BY PROCUREMENT FOR LAST 5 YEARS (Billions)
Actions Reported Individually on SF279**

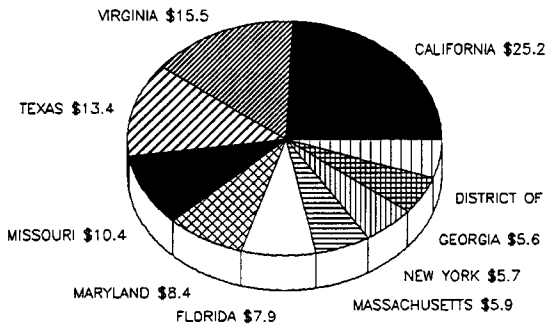
FISCAL YEAR 1994



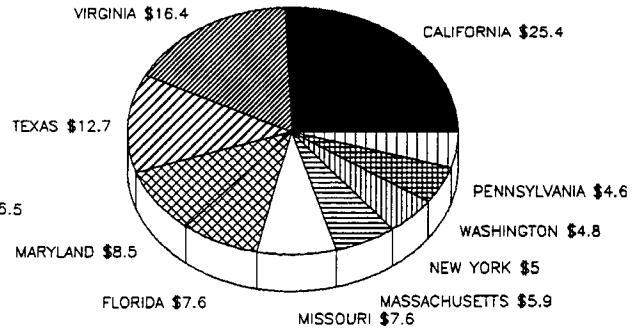
FISCAL YEAR 1995



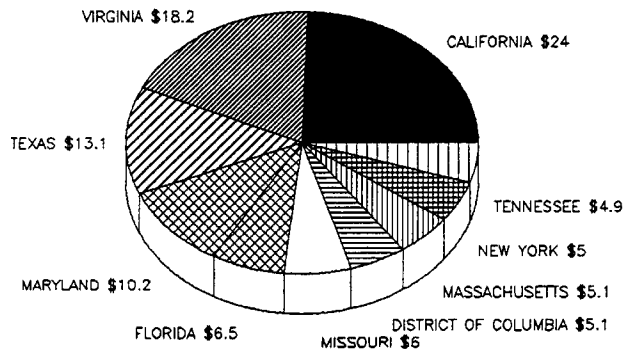
FISCAL YEAR 1996



FISCAL YEAR 1997



FISCAL YEAR 1998
(Year to Date)



FEDERAL PROCUREMENT DATA SYSTEM
FEDERAL PROCUREMENT DOLLARS FOR ALABAMA
 Fiscal Year 1998 to Date

Population 4,319,154
 Per Capita Procurement 683

Total Procurement By Place of Performance 2,951,774
 Rank Per Capita 18 Last Year 15

TOP FIVE COUNTIES					
NAME OF COUNTY	CIVILIAN AGENCIES		DEPARTMENT OF DEFENSE		TOTAL (000)
	SMALL DIS- ADVANTAGED (000)	OTHER (000)	SMALL DIS- ADVANTAGED (000)	OTHER (000)	
1. MADISON	68,624	435,295	264,878	1,132,732	1,901,529
2. JEFFERSON	7,153	79,019	2,109	119,416	207,697
3. COFFEE	0	2,905	7,021	185,976	195,902
4. MONTGOMERY	1,098	18,102	25,057	144,658	188,915
5. CALHOUN	61	5,106	19,136	90,608	114,911
TOP FIVE AGENCIES WITH PLACE OF PERFORMANCE IN THIS STATE (000)					
1. DEPARTMENT OF DEFENSE					2,199,579
2. NATIONAL AERONAUTICS AND SPACE ADMINISTRATION					481,776
3. GENERAL SERVICES ADMINISTRATION					63,252
4. DEPARTMENT OF VETERANS AFFAIRS					43,343
5. DEPARTMENT OF HEALTH AND HUMAN SERVICES					39,391
TOP FIVE CONTRACTING OFFICES LOCATED IN THIS STATE (000)					
ARMY, MISSILE COMMAND, REDSTONE ARSENAL					2,893,938
NASA, MARSHALL SPACE FLIGHT CENTER					1,713,754
ARMY, STRATEGIC DEF CMD, REDSTONE ARSENAL					1,412,945
ARMY, ENGINEER DISTRICT, HUNTSVILLE					465,817
ARMY, ENGINEER DISTRICT, MOBILE					380,909
TYPE OF PRODUCT OR SERVICE	SMALL BUSINESS (000)	LARGE BUSINESS (000)	STATE & LOCAL GOV'T (000)	NON- PROFIT & OTHER (000)	TOTAL (000)
CONSTRUCTION	108,382	190,995	0	0	299,377
R & D	387,017	463,204	24,675	35,415	910,311
SERVICES	286,020	754,008	7,551	25,269	1,072,848
SUPPLIES & EQUIPMENT	250,686	345,536	192	72,824	669,238
TOTAL	1,032,105	1,753,743	32,418	133,508	2,951,774
TOP CONTRACTORS PERFORMING IN THIS STATE					
CIVILIAN AGENCIES CONTRACTORS	DOLLARS (000)	DEPARTMENT OF DEFENSE CONTRACTORS		DOLLARS (000)	
1. COMPUTER SCIENCES CORPORATION	122,771	1. BOEING COMPANY, THE INC	196,234		
2. TBI BEHEER BV	87,015	2. NICHOLS RESEARCH CORPORATION	135,215		
3. INGRAM INDUSTRIES INC	59,039	3. PRECISION STANDARD, INC	105,986		
4. BOEING CO	46,233	4. DYNACORP	102,714		
5. EG&G INC	31,689	5. ALLEGHENY TELEDYNE INCORPORATE	101,337		
6. LOCKHEED MARTIN ENGRG & SCI CO	27,151	6. COLSA CORPORATION	93,138		
7. UNIVERSITY OF ALABAMA AT BIRMI	25,110	7. NORTHROP GRUMMAN CORPORATION	91,676		
8. AEI HOLDING COMPANY, INC.	18,604	8. INTERGRAPH CORPORATION	76,773		
9. SVERDRUP CORPORATION, THE	16,638	9. DYNETICS INC	62,241		
10. CSX CORPORATION	16,068	10. HARBERT, BILL INTERNATIONAL CO	48,399		

FEDERAL PROCUREMENT DATA SYSTEM
FEDERAL PROCUREMENT DOLLARS FOR ALASKA
 Fiscal Year 1998 to Date

Population 609,311 Total Procurement By Place of Performance 830,058
 Per Capita Procurement 1,362 Rank Per Capita 5 Last Year 5

TOP FIVE COUNTIES					
NAME OF COUNTY	CIVILIAN AGENCIES		DEPARTMENT OF DEFENSE		TOTAL (000)
	SMALL DIS- ADVANTAGED (000)	OTHER (000)	SMALL DIS- ADVANTAGED (000)	OTHER (000)	
1. ANCHORAGE	18,036	50,923	44,630	191,120	304,709
2. FAIRBANKS NORTH	198	22,494	36,434	102,987	162,113
3. YUKON-KOYUKUK	251	1,099	2,968	68,078	72,396
4. ALEUTIAN ISLAND	13	1,061	23,717	44,380	69,171
5. KODIAK ISLAND	15,082	23,912	1,319	15,490	55,803
TOP FIVE AGENCIES WITH PLACE OF PERFORMANCE IN THIS STATE (000)					
1. DEPARTMENT OF DEFENSE					623,916
2. DEPARTMENT OF TRANSPORTATION					72,101
3. DEPARTMENT OF THE INTERIOR					31,283
4. DEPARTMENT OF AGRICULTURE					28,835
5. GENERAL SERVICES ADMINISTRATION					18,854
TOP FIVE CONTRACTING OFFICES LOCATED IN THIS STATE (000)					
ARMY, ENGINEER DISTRICT, ANCHORAGE					218,879
USAF, 3 CONS/LGC, ELMENDORF AFB					87,721
ARMY, FORT RICHARDSON GARRISON					40,180
USAF, 343 CONS/LGC, EIELSON AFB					30,776
DOD, DEF INFORMATION SYS AGCY, ELMENDORF AFB					19,793
TYPE OF PRODUCT OR SERVICE	SMALL BUSINESS (000)	LARGE BUSINESS (000)	STATE & LOCAL GOVT (000)	NON- PROFIT & OTHER (000)	TOTAL (000)
CONSTRUCTION	181,774	149,604	142	0	331,520
R & D	3,546	7,829	6,292	1,572	19,239
SERVICES	147,153	183,944	15,464	11,486	358,047
SUPPLIES & EQUIPMENT	70,595	50,612	18	27	121,252
TOTAL	403,068	391,989	21,916	13,085	830,058
TOP CONTRACTORS PERFORMING IN THIS STATE					
CIVILIAN AGENCIES CONTRACTORS	DOLLARS (000)	DEPARTMENT OF DEFENSE CONTRACTORS	DOLLARS (000)		
1. ALEUT CORPORATION, THE	11,947	1. JACOBS ENGINEERING GROUP INC	45,745		
2. CHUGACH ALASKA CORPORATION	9,370	2. PIQUINI MANAGEMENT CORPORATION	30,868		
3. UNIVERSITY OF ALASKA	8,965	3. WOLVERINE SUPPLY INC	29,755		
4. LOCKHEED MARTIN CORPORATION	5,589	4. MASON COMPANY, THE (INC) (DEL)	27,256		
5. AHTNA INCORPORATED	5,518	5. ALEUT CORPORATION, THE	20,846		
6. OCEAN BEAUTY SEAFOODS INC	5,001	6. WILLIAMS COMPANIES INC, THE	20,594		
7. K-C CORPORATION	4,774	7. PETRO STAR VALDEZ REFINERY JOI	20,443		
8. RED SAMM CONSTRUCTION INC	4,608	8. AT&T CORP	20,264		
9. NATIONAL BUSINESS FURNITURE IN	4,473	9. WATTERSON CONSTRUCTION CO INC	18,006		
10. VECO CORPORATION	4,158	10. USIBELLI COAL MINE INC	17,709		

FEDERAL PROCUREMENT DATA SYSTEM
FEDERAL PROCUREMENT DOLLARS FOR ARIZONA
 Fiscal Year 1998 to Date

Population 4,554,966
 Per Capita Procurement 794

Total Procurement By Place of Performance 3,615,793
 Rank Per Capita 15 Last Year 24

TOP FIVE COUNTIES					
NAME OF COUNTY	CIVILIAN AGENCIES		DEPARTMENT OF DEFENSE		TOTAL (000)
	SMALL DIS- ADVANTAGED (000)	OTHER (000)	SMALL DIS- ADVANTAGED (000)	OTHER (000)	
1. MARICOPA	227,648	227,509	24,095	1,735,706	2,214,958
2. PIMA	2,823	60,946	13,252	848,692	925,713
3. COCHISE	2,091	5,185	23,257	178,310	208,843
4. NAVAJO	47,653	26,757	0	67	74,477
5. YUMA	1,429	10,589	6,718	28,684	47,430
TOP FIVE AGENCIES WITH PLACE OF PERFORMANCE IN THIS STATE (000)					
1. DEPARTMENT OF DEFENSE					2,918,740
2. DEPARTMENT OF HEALTH AND HUMAN SERVICES					341,588
3. DEPARTMENT OF INTERIOR					80,239
4. DEPARTMENT OF VETERANS AFFAIRS					60,838
5. GENERAL SERVICES ADMINISTRATION					44,436
TOP FIVE CONTRACTING OFFICES LOCATED IN THIS STATE (000)					
ARMY, INTELLIGENCE CENTER, FORT HUACHUCA					334,088
HHS, PUBLIC HEALTH SERVICE, PHOENIX					287,815
ARMY, YUMA PROVING GROUND					53,253
HHS, PUBLIC HEALTH SERVICE, WIDOW ROCK					50,602
USAF, 56 CONS/CC, LUKE AFB					35,952
TYPE OF PRODUCT OR SERVICE	SMALL BUSINESS (000)	LARGE BUSINESS (000)	STATE & LOCAL GOV'T (000)	NON- PROFIT & OTHER (000)	TOTAL (000)
CONSTRUCTION	138,848	71,431	19,629	454	230,362
R & D	32,524	348,958	7,295	127,693	516,470
SERVICES	167,202	719,853	61,825	36,618	985,498
SUPPLIES & EQUIPMENT	328,085	1,238,000	751	316,627	1,883,463
TOTAL	666,659	2,378,242	89,500	481,392	3,615,793
TOP CONTRACTORS PERFORMING IN THIS STATE					
CIVILIAN AGENCIES CONTRACTORS	DOLLARS (000)	DEPARTMENT OF DEFENSE CONTRACTORS		DOLLARS (000)	
1. JMC CONSTRUCTION, INC	219,880	1. RAYTHEON COMPANY INC		794,536	
2. NATIVE AMERICAN AIR AMBULANCE,,	34,482	2. BOEING COMPANY, THE INC		495,751	
3. UNISYS CORPORATION	20,957	3. TRIWEST HEALTHCARE ALLIANCE CO		419,974	
4. PINON COMMUNITY SCHOOL BOARD I	18,778	4. ALLIEDSIGNAL INC		318,052	
5. GILA RIVER INDIAN COMMUNITY	17,125	5. MOTOROLA, INC		154,957	
6. MCKESSON CORPORATION (MARYLAND	17,056	6. LOCKHEED MARTIN CORPORATION		104,758	
7. ALLIEDSIGNAL INC	15,112	7. COMPUTER SCIENCES CORPORATION		40,754	
8. HOPI TRIBAL COUNCIL	14,932	8. SCIENCE APPLICATIONS INTERNATI		33,643	
9. COMPUTER EQUITY CORP	14,827	9. ORBITAL SCIENCES CORPORATION		32,264	
10. METALLGESELLSCHAFT AKTIENGESEL	12,416	10. CARPENTER TECHNOLOGY CORPORATI		30,327	

FEDERAL PROCUREMENT DATA SYSTEM
FEDERAL PROCUREMENT DOLLARS FOR ARKANSAS
 Fiscal Year 1998 to Date

Population 2,522,819
 Per Capita Procurement 149

Total Procurement By Place of Performance 375,181
 Rank Per Capita 50 Last Year 50

TOP FIVE COUNTIES					
NAME OF COUNTY	CIVILIAN AGENCIES		DEPARTMENT OF DEFENSE		TOTAL (000)
	SMALL DIS- ADVANTAGED (000)	OTHER (000)	SMALL DIS- ADVANTAGED (000)	OTHER (000)	
1. PULASKI	1,799	34,786	4,113	28,196	68,894
2. JEFFERSON	4,011	34,761	1,259	10,626	50,657
3. OUACHITA	0	124	12,734	29,028	41,886
4. DESHA	0	0	469	37,140	37,609
5. BENTON	0	11,462	172	12,535	24,169
TOP FIVE AGENCIES WITH PLACE OF PERFORMANCE IN THIS STATE (000)					
1. DEPARTMENT OF DEFENSE					216,774
2. DEPARTMENT OF AGRICULTURE					43,650
3. DEPARTMENT OF HEALTH AND HUMAN SERVICES					42,029
4. DEPARTMENT OF VETERANS AFFAIRS					23,306
5. GENERAL SERVICES ADMINISTRATION					20,535
TOP FIVE CONTRACTING OFFICES LOCATED IN THIS STATE (000)					
ARMY, ENGINEER DISTRICT (CVIL), LITTLE ROCK					61,712
USAF, 314 CONS/CC, LITTLE ROCK AFB					20,602
ARMY, ENGINEER DISTRICT, LITTLE ROCK					17,356
VA MEDICAL CENTER, NORTH LITTLE ROCK					15,539
ARMY, PINE BLUFF ARSENAL					10,039
TYPE OF PRODUCT OR SERVICE	SMALL BUSINESS (000)	LARGE BUSINESS (000)	STATE & LOCAL GOV'T (000)	NON- PROFIT & OTHER (000)	TOTAL (000)
CONSTRUCTION	42,021	74,874	0	0	116,895
R & D	0	710	0	0	710
SERVICES	39,365	52,360	2,098	10,139	103,962
SUPPLIES & EQUIPMENT	35,256	112,596	303	5,459	153,614
TOTAL	116,642	240,540	2,401	15,598	375,181
TOP CONTRACTORS PERFORMING IN THIS STATE					
CIVILIAN AGENCIES CONTRACTORS	DOLLARS (000)	DEPARTMENT OF DEFENSE CONTRACTORS	DOLLARS (000)		
1. WHITE, CHARLES N CONSTRUCTION	20,491	1. JONES, J A/ATKINSON CONSTRUCTO	36,150		
2. TYSON FOODS INC	14,379	2. DAIMLER-BENZ AG	15,777		
3. CONAGRA INC	11,434	3. SEQUA CORPORATION	13,068		
4. RICELAND FOODS, INC	7,430	4. SHADROCK PETROLEUM PRODUCTS IN	12,734		
5. BUILDING SERVICE INTERNATIONAL	6,685	5. ZYON FOODS INC	10,928		
6. BEVERLY ENTERPRISES, INC	5,980	6. ZODIAC SA	10,493		
7. DEL-JEN, INC	4,942	7. INTERNATIONAL TECHNOLOGY CORPO	6,962		
8. ANDERSEN, ARTHUR, LLP	4,911	8. ENTERGY CORPORATION	5,624		
9. CARLYLE GROUP, THE	4,879	9. MUNRO & COMPANY INC	5,288		
10. BIONETICS CORPORATION, THE	4,484	10. BOLAND, DAVID INC	5,288		

FEDERAL PROCUREMENT DATA SYSTEM
FEDERAL PROCUREMENT DOLLARS FOR CALIFORNIA
 Fiscal Year 1998 to Date

Population 32,268,301
 Per Capita Procurement 745

Total Procurement By Place of Performance 24,024,855
 Rank Per Capita 17 Last Year 13

TOP FIVE COUNTIES					
NAME OF COUNTY	CIVILIAN AGENCIES		DEPARTMENT OF DEFENSE		TOTAL (000)
	SMALL DIS- ADVANTAGED (000)	OTHER (000)	SMALL DIS- ADVANTAGED (000)	OTHER (000)	
1. LOS ANGELES	69,064	2,100,440	122,979	6,766,405	9,058,888
2. SANTA CLARA	41,437	648,552	10,113	2,529,970	3,230,072
3. SAN DIEGO	40,216	386,175	151,027	2,243,086	2,820,504
4. ALAMEDA	16,433	1,750,623	22,272	183,978	1,973,306
5. ORANGE	13,287	418,954	45,017	1,385,339	1,862,597
TOP FIVE AGENCIES WITH PLACE OF PERFORMANCE IN THIS STATE (000)					
1. DEPARTMENT OF DEFENSE					17,300,519
2. NATIONAL AERONAUTICS AND SPACE ADMINISTRATION					2,640,678
3. DEPARTMENT OF ENERGY					1,933,715
4. GENERAL SERVICES ADMINISTRATION					456,198
5. DEPARTMENT OF TRANSPORTATION					426,851
TOP FIVE CONTRACTING OFFICES LOCATED IN THIS STATE (000)					
ENERGY, SAN FRANCISCO OPERATIONS OFC, OAKLAND					1,904,044
USAF, SMC, PKV2, LOS ANGELES					1,288,134
NASA, JET PROPULSION LAB, PASADENA					1,184,481
USAF, SMC, PKJ, LOS ANGELES					726,293
NAVY, FACILITIES ENGINEERING CMD, SAN DIEGO					653,585
TYPE OF PRODUCT OR SERVICE	SMALL BUSINESS (000)	LARGE BUSINESS (000)	STATE & LOCAL GOV'T (000)	NON- PROFIT & OTHER (000)	TOTAL (000)
CONSTRUCTION	774,158	1,114,160	194	1,561	1,890,073
R & D	554,403	3,644,282	379,640	239,028	4,817,353
SERVICES	1,160,058	4,802,937	1,497,245	1,451,461	8,911,701
SUPPLIES & EQUIPMENT	948,214	7,096,949	2,129	358,436	8,405,728
TOTAL	3,436,833	16,658,328	1,879,208	2,050,486	24,024,855
TOP CONTRACTORS PERFORMING IN THIS STATE					
CIVILIAN AGENCIES CONTRACTORS	DOLLARS (000)	DEPARTMENT OF DEFENSE CONTRACTORS		DOLLARS (000)	
1. UNIVERSITY OF CALIFORNIA	1,635,668	1. BOEING COMPANY, THE INC		3,511,337	
2. CALIFORNIA INSTITUTE OF TECHNO	1,171,458	2. LOCKHEED MARTIN CORPORATION		1,507,130	
3. BOEING COMPANY, THE INC	241,010	3. NORTHROP GRUMMAN CORPORATION		901,605	
4. STANFORD, LELAND JUNIOR UNIVER	238,372	4. RAYTHEON COMPANY INC		764,513	
5. TRW INC	215,066	5. TRW INC		709,115	
6. BOEING NORTH AMERICAN INC	175,845	6. LOCKHEED MARTIN CORPORATION		640,341	
7. HUGHES AIRCRAFT CO	115,243	7. FOUNDATION HEALTH SYSTEMS INC		590,536	
8. SCIENCE APPLICATIONS INTERNATI	113,524	8. AEROSPACE CORPORATION, THE		339,055	
9. TBI BEHEER BV	112,839	9. SCIENCE APPLICATIONS INTERNATI		323,652	
10. HUGHES AIRCRAFT COMPANY INC	89,459	10. NEW ENERGY VENTURES, LLC		297,075	

FEDERAL PROCUREMENT DATA SYSTEM
FEDERAL PROCUREMENT DOLLARS FOR COLORADO
 Fiscal Year 1998 to Date

Population 3,892,644
 Per Capita Procurement 1,047

Total Procurement By Place of Performance 4,076,303
 Rank Per Capita 8 Last Year 9

TOP FIVE COUNTIES					
NAME OF COUNTY	CIVILIAN AGENCIES		DEPARTMENT OF DEFENSE		TOTAL (000)
	SMALL DIS- ADVANTAGED (000)	OTHER (000)	SMALL DIS- ADVANTAGED (000)	OTHER (000)	
1. DENVER	24,612	162,832	19,806	928,376	1,135,626
2. EL PASO	32,529	25,814	133,552	705,408	897,303
3. JEFFERSON	25,276	846,633	405	11,574	883,888
4. ARAPAHOE	18,332	75,794	5,972	407,471	507,569
5. BOULDER	7,799	228,456	1,326	38,506	276,087
TOP FIVE AGENCIES WITH PLACE OF PERFORMANCE IN THIS STATE (000)					
1. DEPARTMENT OF DEFENSE					2,381,501
2. DEPARTMENT OF ENERGY					906,059
3. NATIONAL AERONAUTICS AND SPACE ADMINISTRATION					175,689
4. DEPARTMENT OF THE INTERIOR					131,262
5. DEPARTMENT OF AGRICULTURE					125,572
TOP FIVE CONTRACTING OFFICES LOCATED IN THIS STATE (000)					
DOD, CIVILIAN HLTH AND MED PGM UNIFORM SVCS, AURORA					2,581,288
ENERGY, ROCKY FLATS OFFICE, GOLDEN					622,621
USAF, 21ST CONS/LGC, PETERSON AFB					181,482
ENERGY, GOLDEN FIELD BLVD, GOLDEN					176,205
USAF, 50TH CONS/LSS/LXTC, FALCON AFB					127,423
TYPE OF PRODUCT OR SERVICE	SMALL BUSINESS (000)	LARGE BUSINESS (000)	STATE & LOCAL GOV'T (000)	NON- PROFIT & OTHER (000)	TOTAL (000)
CONSTRUCTION	157,537	87,623	469	0	245,629
R & D	69,411	1,279,368	37,224	182,381	1,568,384
SERVICES	315,188	1,294,311	6,530	27,400	1,643,429
SUPPLIES & EQUIPMENT	148,556	455,303	104	14,898	618,861
TOTAL	690,692	3,116,605	44,327	224,679	4,076,303
TOP CONTRACTORS PERFORMING IN THIS STATE					
CIVILIAN AGENCIES CONTRACTORS	DOLLARS (000)	DEPARTMENT OF DEFENSE CONTRACTORS		DOLLARS (000)	
1. KAISER HILL CO LLC	606,890	1. LOCKHEED MARTIN CORPORATION		1,349,791	
2. MIDWEST RESEARCH INSTITUTE INC	173,153	2. BERKSHIRE HATHAWAY, INC		80,370	
3. INTERNATIONAL BUSINESS MACHINE	76,630	3. ITT INDUSTRIES, INC		75,987	
4. BALL CORPORATION	69,307	4. TRW INC		50,569	
5. MOUNTAIN COAL CO	46,875	5. LOCKHEED MARTIN CORPORATION		37,571	
6. CYPRUS COAL SALES CORPORATION	41,009	6. LITTON INDUSTRIES, INC		23,957	
7. MACTEC, INC	38,003	7. FOSTER WHEELER CORPORATION		20,643	
8. UNIVERSITY OF COLORADO	36,366	8. SWINERTON INCORPORATED		20,273	
9. COMPUTER SCIENCES CORPORATION	28,348	9. BALL CORPORATION		19,335	
10. LOCKHEED MARTIN CORPORATION	27,584	10. HENSEL PHELPS CONSTRUCTION CO		19,330	

FEDERAL PROCUREMENT DATA SYSTEM
FEDERAL PROCUREMENT DOLLARS FOR CONNECTICUT
 Fiscal Year 1998 to Date

Population 3,269,858
 Per Capita Procurement 1,111

Total Procurement By Place of Performance 3,632,499
 Rank Per Capita 7 Last Year 10

TOP FIVE COUNTIES					
NAME OF COUNTY	CIVILIAN AGENCIES		DEPARTMENT OF DEFENSE		TOTAL (000)
	SMALL DIS- ADVANTAGED (000)	OTHER (000)	SMALL DIS- ADVANTAGED (000)	OTHER (000)	
1. NEW LONDON	7,553	20,929	2,970	2,136,124	2,167,576
2. FAIRFIELD	742	78,191	527	758,748	838,208
3. HARTFORD	2,396	109,472	1,696	386,152	499,716
4. NEW HAVEN	4,096	38,819	2,405	35,818	81,138
5. LITCHFIELD	0	756	0	19,013	19,769
TOP FIVE AGENCIES WITH PLACE OF PERFORMANCE IN THIS STATE (000)					
1. DEPARTMENT OF DEFENSE					3,364,786
2. NATIONAL AERONAUTICS AND SPACE ADMINISTRATION					91,970
3. DEPARTMENT OF VETERANS AFFAIRS					48,570
4. DEPARTMENT OF TRANSPORTATION					45,603
5. GENERAL SERVICES ADMINISTRATION					16,397
TOP FIVE CONTRACTING OFFICES LOCATED IN THIS STATE (000)					
NAVY, SHIPBUILDING CONVERSION, GROTON					76,445
VA MEDICAL CENTER, WEST HAVEN					17,935
TRANSPORTATION, COAST GUARD, NEW LONDON					12,728
ARMY, USPFO FOR CONNECTICUT, HARTFORD					3,208
JUSTICE, FEDERAL PRISON SYSTEM, DANBURY					3,158
TYPE OF PRODUCT OR SERVICE	SMALL BUSINESS (000)	LARGE BUSINESS (000)	STATE & LOCAL GOV'T (000)	NON- PROFIT & OTHER (000)	TOTAL (000)
CONSTRUCTION	27,457	23,253	0	0	50,710
R & D	36,814	759,673	1,473	3,100	801,060
SERVICES	53,156	271,461	5,194	12,012	341,823
SUPPLIES & EQUIPMENT	162,754	2,124,620	75	151,457	2,438,906
TOTAL	280,181	3,179,007	6,742	166,569	3,632,499
TOP CONTRACTORS PERFORMING IN THIS STATE					
CIVILIAN AGENCIES CONTRACTORS	DOLLARS (000)	DEPARTMENT OF DEFENSE CONTRACTORS		DOLLARS (000)	
1. UNITED TECHNOLOGIES CORPORATIO	79,389	1. GENERAL DYNAMICS CORPORATION		1,990,723	
2. PHILIPS MEDICAL SYSTEMS NORTH	19,094	2. UNITED TECHNOLOGIES CORPORATIO		892,817	
3. UNITED TECHNOLOGIES CORPORATIO	12,458	3. ANALYSIS & TECHNOLOGY, INC.		62,960	
4. NORTHROP GRUMMAN CORPORATION	10,109	4. NEW COLT HOLDING CORP.		36,024	
5. SOC LOUIS DREYFUS ET CIE	6,489	5. RAYTHEON COMPANY INC		19,520	
6. J & J CONTRACTORS, INC.	5,317	6. GUNVER MANUFACTURING COMPANY,,		19,362	
7. PHH REAL ESTATE SERVICES CORPO	5,238	7. KAMAN CORPORATION		13,289	
8. FUJI PHOTO FILM CO. LTD.	4,654	8. MYSTECH ASSOCIATES INC		11,533	
9. ITT CORP	4,516	9. MANAFORT BROTHERS INCORPORATED		11,364	
10. COMPUTER SCIENCES CORPORATION	4,283	10. CTS CORPORATION		10,576	

FEDERAL PROCUREMENT DATA SYSTEM
FEDERAL PROCUREMENT DOLLARS FOR DELAWARE
 Fiscal Year 1998 to Date

Population 731,581
 Per Capita Procurement 248

Total Procurement By Place of Performance 181,774
 Rank Per Capita 43 Last Year 48

TOP FIVE COUNTIES					
NAME OF COUNTY	CIVILIAN AGENCIES		DEPARTMENT OF DEFENSE		TOTAL (000)
	SMALL DIS- ADVANTAGED (000)	OTHER (000)	SMALL DIS- ADVANTAGED (000)	OTHER (000)	
1. NEW CASTLE	461	92,797	1,607	29,452	124,317
2. KENT	0	899	9,702	45,551	56,152
3. SUSSEX	108	704	211	282	1,305
4.					
5.					
TOP FIVE AGENCIES WITH PLACE OF PERFORMANCE IN THIS STATE (000)					
1. DEPARTMENT OF DEFENSE					86,805
2. TENNESSEE VALLEY AUTHORITY					79,273
3. GENERAL SERVICES ADMINISTRATION					4,122
4. DEPARTMENT OF JUSTICE					2,315
5. DEPARTMENT OF COMMERCE					2,164
TOP FIVE CONTRACTING OFFICES LOCATED IN THIS STATE (000)					
USAF, 436 CONS/LGC, DOVER AFB					34,939
VA MEDICAL/RO, WILMINGTON					9,685
ARMY, USPFO FOR DELAWARE, NEW CASTLE					6,571
AGRICULTURE, FARMERS HOME ADMINISTRATION, DOVER					249
TYPE OF PRODUCT OR SERVICE	SMALL BUSINESS (000)	LARGE BUSINESS (000)	STATE & LOCAL GOV'T (000)	NON- PROFIT & OTHER (000)	TOTAL (000)
CONSTRUCTION	18,649	13,315	0	0	31,964
R & D	1,232	4,617	2	1,986	7,837
SERVICES	10,111	86,437	708	14,665	111,921
SUPPLIES & EQUIPMENT	7,272	20,763	21	1,996	30,052
TOTAL	37,264	125,132	731	18,647	181,774
TOP CONTRACTORS PERFORMING IN THIS STATE					
CIVILIAN AGENCIES CONTRACTORS	DOLLARS (000)	DEPARTMENT OF DEFENSE CONTRACTORS	DOLLARS (000)		
1. NUCLEAR MUTUAL LIMITED (INC)	78,500	1. CAESAR RODNEY SCHOOL DISTRICT	8,060		
2. HEWLETT-PACKARD COMPANY INC	2,485	2. CHEMRING GROUP PLC	7,954		
3. UNICORE FEDERAL PRISON INDS	1,530	3. BILT RITE CONTRACTORS, INC.	5,479		
4. RACI HOLDING, INC	1,112	4. I L C INDUSTRIES, INC	4,660		
5. DU PONT, E. I. DE NEMOURS AND	940	5. DOVER, CITY OF (INC)	4,052		
6. TBI BEHEER BV	814	6. DU PONT, E. I. DE NEMOURS AND	3,655		
7. GORE, W L & ASSOCIATES INC	646	7. HEWLETT-PACKARD COMPANY INC	3,519		
8. TEACHERS INSURANCE AND ANNUITY	628	8. LOCKHEED MARTIN CORPORATION	3,400		
9. PROSSER-CLASING, LLC	614	9. ROBERTS CONST. CO.	2,970		
10. WATERS CORPORATION	503	10. TRI-STATE DESIGN CONSTRUCTION	2,821		

FEDERAL PROCUREMENT DATA SYSTEM
FEDERAL PROCUREMENT DOLLARS FOR DISTRICT OF COLUMBIA
 Fiscal Year 1998 to Date

Population 528,964 Total Procurement By Place of Performance 5,098,892
 Per Capita Procurement 9,639 Rank Per Capita 1 Last Year 1

TOP FIVE COUNTIES					
NAME OF COUNTY	CIVILIAN AGENCIES		DEPARTMENT OF DEFENSE		TOTAL (000)
	SMALL DIS- ADVANTAGED (000)	OTHER (000)	SMALL DIS- ADVANTAGED (000)	OTHER (000)	
1. DISTRICT OF COL.	622,151	3,381,183	150,682	944,876	5,098,892
2.					
3.					
4.					
5.					

TOP FIVE AGENCIES WITH PLACE OF PERFORMANCE IN THIS STATE (000)	
1. DEPARTMENT OF DEFENSE	1,095,558
2. GENERAL SERVICES ADMINISTRATION	725,074
3. DEPARTMENT OF JUSTICE	619,715
4. DEPARTMENT OF THE TREASURY	581,395
5. DEPARTMENT OF TRANSPORTATION	383,298

TOP FIVE CONTRACTING OFFICES LOCATED IN THIS STATE (000)	
NAVY, NAVAL SYSTEMS COMMAND (BZ002)	5,439,649
NAVY, NAVAL SYSTEMS COMMAND (BZ005)	2,660,143
ARMY, DEFENSE SUPPLY SERVICE	1,669,278
TRANSPORTATION, FEDERAL AVIATION ADMINISTRATION	1,513,618
NAVY, NAVAL SYSTEMS COMMAND (BZ004)	1,262,544

TYPE OF PRODUCT OR SERVICE	SMALL BUSINESS (000)	LARGE BUSINESS (000)	STATE & LOCAL GOV'T (000)	NON- PROFIT & OTHER (000)	TOTAL (000)
CONSTRUCTION	142,194	238,146	0	1,495	381,835
R & D	44,609	83,011	38	113,857	241,515
SERVICES	1,197,028	2,299,033	34,925	170,741	3,701,727
SUPPLIES & EQUIPMENT	260,869	463,018	701	49,227	773,815
TOTAL	1,644,700	3,083,208	35,664	335,320	5,098,892

TOP CONTRACTORS PERFORMING IN THIS STATE			
CIVILIAN AGENCIES CONTRACTORS	DOLLARS (000)	DEPARTMENT OF DEFENSE CONTRACTORS	DOLLARS (000)
1. TBI BEHEER BV	175,632	1. AT&T CORP	98,752
2. RAYTHEON COMPANY INC	91,767	2. TURNER CORPORATION, THE	86,990
3. TECHNOLOGY APPLICATIONS, INC	91,139	3. CSX CORPORATION	65,090
4. AT&T CORP	75,520	4. ANDERSEN CONSULTING	33,817
5. UNISYS CORPORATION	58,033	5. COMPUTER SCIENCES CORPORATION	30,799
6. SCIENCE APPLICATIONS INTERNATI	56,672	6. ELECTRONIC DATA SYSTEMS CORPOR	27,216
7. JOINT OCEANOGRAPHIC INSTITUTIO	48,800	7. KPMG PEAT MARWICK LLP	24,848
8. KPMG PEAT MARWICK LLP	48,063	8. PHILIPP HOLZMANN AKTIENGESELLS	24,342
9. LOCKHEED MARTIN CORPORATION	46,881	9. GTE CORPORATION	18,085
10. ICF KAISER INTERNATIONAL INC	43,280	10. GRUNLEY CONSTRUCTION CO INC	15,867

FEDERAL PROCUREMENT DATA SYSTEM
FEDERAL PROCUREMENT DOLLARS FOR FLORIDA
 Fiscal Year 1998 to Date

Population 14,653,945
 Per Capita Procurement 444

Total Procurement By Place of Performance 6,508,776
 Rank Per Capita 27 Last Year 25

TOP FIVE COUNTIES					
NAME OF COUNTY	CIVILIAN AGENCIES		DEPARTMENT OF DEFENSE		TOTAL (000)
	SMALL DIS- ADVANTAGED (000)	OTHER (000)	SMALL DIS- ADVANTAGED (000)	OTHER (000)	
1. ORANGE	2,148	36,471	81,558	1,275,602	1,395,779
2. BREVARD	30,155	441,604	46,711	852,630	1,371,100
3. PALM BEACH	573	110,178	289	1,143,166	1,254,206
4. PINELLAS	4,393	33,476	1,832	490,433	530,134
5. OKALOOSA	867	792	59,228	298,591	359,478
TOP FIVE AGENCIES WITH PLACE OF PERFORMANCE IN THIS STATE (000)					
1. DEPARTMENT OF DEFENSE					5,442,777
2. NATIONAL AERONAUTICS AND SPACE ADMINISTRATION					465,616
3. DEPARTMENT OF TRANSPORTATION					136,073
4. DEPARTMENT OF VETERANS AFFAIRS					121,339
5. GENERAL SERVICES ADMINISTRATION					96,499
TOP FIVE CONTRACTING OFFICES LOCATED IN THIS STATE (000)					
NAVY, NAVAL AIR WARFARE TRAINING CTR, ORLANDO					516,216
NASA, KENNEDY SPACE CENTER					391,019
USAF, 45TH CONS/LGC, PATRICK AFB					374,529
USAF, ASC/OL-YMK, ELGIN AFB					255,207
USAF, ASC/OL-VXK, ELGIN AFB					253,657
TYPE OF PRODUCT OR SERVICE	SMALL BUSINESS (000)	LARGE BUSINESS (000)	STATE & LOCAL GOV'T (000)	NON- PROFIT & OTHER (000)	TOTAL (000)
CONSTRUCTION	276,902	238,730	0	327	515,959
R & D	187,354	1,192,612	6,667	19,596	1,406,229
SERVICES	567,142	1,482,589	26,919	71,735	2,148,385
SUPPLIES & EQUIPMENT	374,875	1,843,972	382	218,974	2,438,203
TOTAL	1,406,273	4,757,903	33,968	310,632	6,508,776
TOP CONTRACTORS PERFORMING IN THIS STATE					
CIVILIAN AGENCIES CONTRACTORS	DOLLARS (000)	DEPARTMENT OF DEFENSE CONTRACTORS		DOLLARS (000)	
1. E G & G FLORIDA INC	149,679	1. UNITED TECHNOLOGIES CORPORATIO	1,017,201		
2. BOEING COMPANY, THE INC	118,763	2. LOCKHEED MARTIN CORPORATION	745,771		
3. UNITED TECHNOLOGIES CORPORATIO	62,675	3. NORTHROP GRUMMAN CORPORATION	371,494		
4. HARRIS CORPORATION	46,790	4. LONGBOW LLC	331,065		
5. SCIENCE APPLICATIONS INTERNATI	34,806	5. HARRIS CORPORATION	122,378		
6. BAKER, MICHAEL CORPORATION	31,723	6. RAYTHEON COMPANY INC	115,934		
7. DYNACS ENGINEERING CO INC	24,991	7. HONEYWELL INC	103,213		
8. HARRIS CORPORATION	20,716	8. COMPUTER SCIENCE RAYTHEON	102,047		
9. SPACEHAB INCORPORATED	20,494	9. C & R CONTRACT SERVICES INC	95,155		
10. ODEBRECHT S/A.	13,679	10. AGES GROUP, A LIMITED PARTNERS	85,882		

FEDERAL PROCUREMENT DATA SYSTEM
FEDERAL PROCUREMENT DOLLARS FOR GEORGIA
 Fiscal Year 1998 to Date

Population 7,486,242
 Per Capita Procurement 575

Total Procurement By Place of Performance 4,303,805
 Rank Per Capita 21 Last Year 22

TOP FIVE COUNTIES					
NAME OF COUNTY	CIVILIAN AGENCIES		DEPARTMENT OF DEFENSE		TOTAL (000)
	SMALL DIS- ADVANTAGED (000)	OTHER (000)	SMALL DIS- ADVANTAGED (000)	OTHER (000)	
1. COBB	2,469	42,116	4,917	2,523,872	2,573,374
2. DE KALB	44,470	285,891	9,799	168,842	509,002
3. HOUSTON	0	1,460	35,192	168,420	205,072
4. CHATHAM	665	11,680	3,227	108,547	124,119
5. GWINNETT	683	44,744	1,854	72,881	120,162
TOP FIVE AGENCIES WITH PLACE OF PERFORMANCE IN THIS STATE (000)					
1. DEPARTMENT OF DEFENSE					3,678,730
2. GENERAL SERVICES ADMINISTRATION					211,975
3. DEPARTMENT OF TRANSPORTATION					77,819
4. DEPARTMENT OF HEALTH AND HUMAN SERVICES					65,010
5. DEPARTMENT OF THE TREASURY					46,610
TOP FIVE CONTRACTING OFFICES LOCATED IN THIS STATE (000)					
USAF, WR-ALC/LRK, ROBINS AFB					590,827
USAF, ALC/LFK, ROBINS AFB					463,623
ARMY, ENGINEER DISTRICT, SAVANNAH					271,540
HHS, CENTERS FOR DISEASE CONTROL, ATLANTA					254,820
USAF, ALC/LKK, ROBINS AFB					229,828
TYPE OF PRODUCT OR SERVICE	SMALL BUSINESS (000)	LARGE BUSINESS (000)	STATE & LOCAL GOV'T (000)	NON- PROFIT & OTHER (000)	TOTAL (000)
CONSTRUCTION	232,189	148,018	0	212	380,419
R & D	14,778	1,778,165	807	43,247	1,836,997
SERVICES	317,375	543,712	32,015	68,337	961,439
SUPPLIES & EQUIPMENT	127,861	958,891	228	37,970	1,124,950
TOTAL	692,203	3,428,786	33,050	149,766	4,303,805
TOP CONTRACTORS PERFORMING IN THIS STATE					
CIVILIAN AGENCIES CONTRACTORS	DOLLARS (000)	DEPARTMENT OF DEFENSE CONTRACTORS		DOLLARS (000)	
1. WHITING-TURNER CONTRACTING COM	54,387	1. LOCKHEED MARTIN CORPORATION	2,526,676		
2. ATLANTA, CITY OF	26,096	2. PHILIPP HOLZMANN AKTIENGESELLS	87,044		
3. MANAGEMENT AND TRAINING CORPOR	19,749	3. GULFSTREAM AEROSPACE CORPORATI	56,425		
4. BATSON-COOK COMPANY INC	17,081	4. GEORGIA TECH RESEARCH CORPORAT	37,819		
5. N A C INTERNATIONAL INC	16,339	5. JOHNSON CONTROLS, INC	26,874		
6. ZURICH INSURANCE COMPANY	15,000	6. RAYTHEON COMPANY INC	24,656		
7. BCS TECHNOLOGIES INC	13,961	7. SOUTHERN COMPANY INC, THE	24,103		
8. CORTELCO SYSTEMS HOLDING CORP	12,370	8. THE GENERAL ELECTRIC CO. PLC	23,696		
9. PLANNING TECHNOLOGIES, INC	11,595	9. ACC CONSTRUCTION CO INC	23,424		
10. SIMPSON CONSTRUCTION CO INC	9,935	10. BOEING COMPANY, THE INC	20,630		

FEDERAL PROCUREMENT DATA SYSTEM
FEDERAL PROCUREMENT DOLLARS FOR HAWAII
 Fiscal Year 1998 to Date

Population 1,186,602
 Per Capita Procurement 853

Total Procurement By Place of Performance 1,011,979
 Rank Per Capita 11 Last Year 8

TOP FIVE COUNTIES					
NAME OF COUNTY	CIVILIAN AGENCIES		DEPARTMENT OF DEFENSE		TOTAL (000)
	SMALL DIS- ADVANTAGED (000)	OTHER (000)	SMALL DIS- ADVANTAGED (000)	OTHER (000)	
1. HONOLULU	16,344	50,721	207,555	628,222	902,842
2. MAUI	857	14,743	429	30,303	46,332
3. KAUAI	202	775	1,581	38,727	41,285
4. HAWAII	388	12,963	1,721	6,448	21,520
5.					
TOP FIVE AGENCIES WITH PLACE OF PERFORMANCE IN THIS STATE (000)					
1. DEPARTMENT OF DEFENSE					914,986
2. GENERAL SERVICES ADMINISTRATION					32,879
3. DEPARTMENT OF AGRICULTURE					12,059
4. DEPARTMENT OF TRANSPORTATION					11,563
5. DEPARTMENT OF LABOR					9,721
TOP FIVE CONTRACTING OFFICES LOCATED IN THIS STATE (000)					
NAVY, FACILITIES ENGINEERING CMD, PEARL HARBOR					323,406
NAVY, PUBLIC WORKS CENTER, PEARL HARBOR					145,104
ARMY, ENGINEER DISTRICT PACIFIC, FORT SHAFTER					122,911
USAF, 15 CONS/LGC, HICKAM AFB					89,701
ARMY, DIRECTORATE OF CONTRACTING, FORT SHAFTER					81,324
TYPE OF PRODUCT OR SERVICE	SMALL BUSINESS (000)	LARGE BUSINESS (000)	STATE & LOCAL GOV'T (000)	NON- PROFIT & OTHER (000)	TOTAL (000)
CONSTRUCTION	187,051	272,066	0	0	459,117
R & D	3,644	25,004	2,233	6,929	37,810
SERVICES	112,488	264,773	1,848	23,924	403,033
SUPPLIES & EQUIPMENT	24,433	87,364	40	182	112,019
TOTAL	327,616	649,207	4,121	31,035	1,011,979
TOP CONTRACTORS PERFORMING IN THIS STATE					
CIVILIAN AGENCIES CONTRACTORS	DOLLARS (000)	DEPARTMENT OF DEFENSE CONTRACTORS		DOLLARS (000)	
1. MAUI LAND & PINEAPPLE CO INC	10,517	1. FLETCHER CHALLENGE LIMITED	50,483		
2. AZIMUTH TECHNOLOGIES	10,204	2. TESORO PETROLEUM CORPORATION	44,067		
3. PACIFIC EDUCATIONAL FOUNDATION	9,642	3. P.E.R. INC	37,470		
4. UNIVERSITY OF HAWAII (INC)	6,813	4. HUNT BUILDING CORPORATION	31,715		
5. AKIMEKA AND COMPANY, INC.	6,554	5. HND/HWIAN DREDGING JOINT VENTR	31,682		
6. CALIFORNIA ASSOCIATION FOR RES	4,742	6. INTERNATIONAL TECHNOLOGY CORPO	30,384		
7. KIEWIT, PETER SONS' INC DE COR	3,623	7. NAN INC	28,697		
8. APPLIED TECHNOLOGY ASSOCIATES,,	3,403	8. RICHARDS, R P INC	27,788		
9. ITS	2,560	9. PARSONS-UXB (JOINT VENTURE)	27,654		
10. MAHONEY, T J & ASSOCIATES INC	1,468	10. PHILIPP HOLZMANN AKTIENGESELLS	26,781		

FEDERAL PROCUREMENT DATA SYSTEM
FEDERAL PROCUREMENT DOLLARS FOR IDAHO
 Fiscal Year 1998 to Date

Population 1,210,232
 Per Capita Procurement 807

Total Procurement By Place of Performance 976,541
 Rank Per Capita 14 Last Year 16

TOP FIVE COUNTIES					
NAME OF COUNTY	CIVILIAN AGENCIES		DEPARTMENT OF DEFENSE		TOTAL (000)
	SMALL DIS- ADVANTAGED (000)	OTHER (000)	SMALL DIS- ADVANTAGED (000)	OTHER (000)	
1. BONNEVILLE	4,869	645,464	671	2,757	653,761
2. ADA	2,972	34,394	17,568	22,319	77,253
3. CANYON	237	13,504	366	42,273	56,380
4. ELMORE	0	205	18,826	31,151	50,182
5. SHOSHONE	403	6,208	205	20,238	27,054
TOP FIVE AGENCIES WITH PLACE OF PERFORMANCE IN THIS STATE (000)					
1. DEPARTMENT OF ENERGY					653,570
2. DEPARTMENT OF DEFENSE					168,939
3. DEPARTMENT OF AGRICULTURE					64,552
4. DEPARTMENT OF THE INTERIOR					31,993
5. DEPARTMENT OF TRANSPORTATION					13,743
TOP FIVE CONTRACTING OFFICES LOCATED IN THIS STATE (000)					
ENERGY, IDAHO OPERATION OFFICE, IDAHO FALLS					662,474
INTERIOR, BUREAU OF RECLAMATION, BOISE					38,831
INTERIOR, OFC OF POLICY, BUDGET, & ADMIN, BOISE					34,791
USAF, 366 CONS/CC, MOUNTAIN HOME AFB					23,190
ARMY, USPFO FOR IDAHO, BOISE					20,818
TYPE OF PRODUCT OR SERVICE	SMALL BUSINESS (000)	LARGE BUSINESS (000)	STATE & LOCAL GOV'T (000)	NON- PROFIT & OTHER (000)	TOTAL (000)
CONSTRUCTION	85,902	18,307	0	0	104,209
R & D	3,796	6,861	0	0	10,657
SERVICES	40,949	679,036	18,305	3,678	741,968
SUPPLIES & EQUIPMENT	47,778	69,079	31	2,819	119,707
TOTAL	178,425	773,283	18,336	6,497	976,541
TOP CONTRACTORS PERFORMING IN THIS STATE					
CIVILIAN AGENCIES CONTRACTORS	DOLLARS (000)	DEPARTMENT OF DEFENSE CONTRACTORS		DOLLARS (000)	
1. LOCKHEED MARTIN CORPORATION	632,123	1. MICRON TECHNOLOGY INC		45,996	
2. COMMERCIAL GENERAL CONSTRUCTIO	10,367	2. MORRISON KNUDSEN CORPORATION (19,024	
3. MOSELEY, W H COMPANY INC	8,913	3. RECORD STEEL AND CONSTRUCTION		17,590	
4. MICRON TECHNOLOGY INC	8,529	4. CENTURY PARTNERS-IDAHO		12,476	
5. WESTERN CONSTRUCTION INC	7,872	5. CONTRACTORS NORTHWEST INC		7,405	
6. BRITISH NUCLEAR FUELS PLC	6,800	6. CRISTOBAL CONSTRUCTION INC		6,745	
7. P S INTERNATIONAL INC	6,640	7. ORMOND BUILDERS INC		5,471	
8. IDAHO, STATE OF	6,260	8. CONCRETE PLACING CO INC		4,428	
9. SHOSHONE-BANNOCK TRIBES	5,841	9. DAWCO CONSTRUCTION INC		3,882	
10. TBI BEHEER BV	4,471	10. HORKLEY'S INC		3,773	

FEDERAL PROCUREMENT DATA SYSTEM
FEDERAL PROCUREMENT DOLLARS FOR ILLINOIS
 Fiscal Year 1998 to Date

Population 11,895,849
 Per Capita Procurement 331

Total Procurement By Place of Performance 3,938,305
 Rank Per Capita 37 Last Year 45

TOP FIVE COUNTIES					
NAME OF COUNTY	CIVILIAN AGENCIES		DEPARTMENT OF DEFENSE		TOTAL (000)
	SMALL DIS- ADVANTAGED (000)	OTHER (000)	SMALL DIS- ADVANTAGED (000)	OTHER (000)	
1. COOK	26,248	829,471	4,420	412,271	1,272,410
2. GALLATIN	0	1,044,668	0	0	1,044,668
3. DU PAGE	4,697	335,039	2,418	43,806	385,960
4. WILLIAMSON	174	31,488	446	165,280	197,388
5. LAKE	3,406	42,941	25,543	92,969	164,859
TOP FIVE AGENCIES WITH PLACE OF PERFORMANCE IN THIS STATE (000)					
1. DEPARTMENT OF DEFENSE					1,277,283
2. TENNESSEE VALLEY AUTHORITY					1,257,315
3. DEPARTMENT OF ENERGY					757,130
4. GENERAL SERVICES ADMINISTRATION					148,709
5. DEPARTMENT OF VETERANS AFFAIRS					123,039
TOP FIVE CONTRACTING OFFICES LOCATED IN THIS STATE (000)					
DOD, DEFENSE INFORMATION SYSTEMS AGENCY, SCOTT AFB					1,432,059
ENERGY, CHICAGO OPERATIONS OFFICE, ARGONNE					1,272,246
ARMY, ARMAMENT, MUNITIONS & CHEM, ROCK ISLAND					1,151,921
USAF, HQ AMC/DOK, SCOTT AFB					722,569
ARMY, ARMAMENT & CHEMICAL ACQUIS, ROCK ISLAND					382,989
TYPE OF PRODUCT OR SERVICE	SMALL BUSINESS (000)	LARGE BUSINESS (000)	STATE & LOCAL GOV'T (000)	NON- PROFIT & OTHER (000)	TOTAL (000)
CONSTRUCTION	106,634	245,208	0	113	351,955
R & D	21,795	82,871	2,710	53,035	160,411
SERVICES	142,120	296,046	9,371	813,993	1,261,530
SUPPLIES & EQUIPMENT	387,626	1,756,581	372	19,830	2,164,409
TOTAL	658,175	2,380,706	12,453	886,971	3,938,305
TOP CONTRACTORS PERFORMING IN THIS STATE					
CIVILIAN AGENCIES CONTRACTORS	DOLLARS (000)	DEPARTMENT OF DEFENSE CONTRACTORS	DOLLARS (000)		
1. SUGAR CAMP COAL CO (INC)	1,044,648	1. NORTHROP GRUMMAN CORPORATION	170,158		
2. UNIVERSITY OF CHICAGO, THE INC	467,859	2. PRIMEX TECHNOLOGIES, INC	112,001		
3. UNIVERSITIES RESEARCH ASSOCIAT	282,050	3. IIT RESEARCH INSTITUTE INC	59,378		
4. WHITE COUNTY COAL CORPORATION	103,523	4. OWEN CORPORATION SYSTEMS GROUP	56,285		
5. TBI BEHEER BV	43,550	5. SUNDSTRAND CORPORATION	50,387		
6. FORD MOTOR COMPANY INC	40,536	6. LANE INDUSTRIES INCORPORATED	46,500		
7. BORG-WARNER SECURITY CORPORATI	33,000	7. CATERPILLAR INC	44,439		
8. NORTH CENTRAL REGIONAL EDUCATI	30,208	8. MCHUGH ENTERPRISES, INC.	35,130		
9. TETRA TECH INC	26,721	9. RIVER CITY CONSTRUCTION CO INC	33,776		
10. BETHEL GRAIN CO	23,788	10. CORPORATE EXPRESS, INC.	20,546		

FEDERAL PROCUREMENT DATA SYSTEM
FEDERAL PROCUREMENT DOLLARS FOR INDIANA
 Fiscal Year 1998 to Date

Population 5,864,108
 Per Capita Procurement 341

Total Procurement By Place of Performance 2,001,262
 Rank Per Capita 36 Last Year 30

TOP FIVE COUNTIES					
NAME OF COUNTY	CIVILIAN AGENCIES		DEPARTMENT OF DEFENSE		TOTAL (000)
	SMALL DIS-ADVANTAGED (000)	OTHER (000)	SMALL DIS-ADVANTAGED (000)	OTHER (000)	
1. MARION	15,126	77,859	6,319	636,382	735,686
2. ALLEN	209	60,342	457	379,743	440,751
3. ST. JOSEPH	0	104,135	2,128	279,960	386,223
4. VANDERBURGH	0	4,269	493	74,681	79,443
5. BARTHOLOMEW	0	8,608	736	38,746	48,090
TOP FIVE AGENCIES WITH PLACE OF PERFORMANCE IN THIS STATE (000)					
1. DEPARTMENT OF DEFENSE					1,628,872
2. DEPARTMENT OF VETERANS AFFAIRS					146,046
3. NATIONAL AERONAUTICS AND SPACE ADMINISTRATION					61,302
4. GENERAL SERVICES ADMINISTRATION					25,724
5. DEPARTMENT OF AGRICULTURE					23,982
TOP FIVE CONTRACTING OFFICES LOCATED IN THIS STATE (000)					
NAVY, NAVAL SURFACE WARFARE CENTER, CRANE					222,900
TREASURY, US CUSTOMS SERVICE, INDIANAPOLIS					64,217
DOD, DEFENSE FINANCE & ACCOUNTING SVC (ZF260), INDIANAPOLIS					63,143
VA MEDICAL CENTER, INDIANAPOLIS					33,892
DOD, DEFENSE FINANCE & ACCOUNTING SVC (ZF270), INDIANAPOLIS					8,441
TYPE OF PRODUCT OR SERVICE	SMALL BUSINESS (000)	LARGE BUSINESS (000)	STATE & LOCAL GOV'T (000)	NON-PROFIT & OTHER (000)	TOTAL (000)
CONSTRUCTION	30,680	76,191	0	0	106,871
R & D	4,970	170,727	2,348	6,061	184,106
SERVICES	40,220	481,754	8,841	16,001	546,816
SUPPLIES & EQUIPMENT	152,500	945,129	204	65,636	1,163,469
TOTAL	228,370	1,673,801	11,393	87,698	2,001,262
TOP CONTRACTORS PERFORMING IN THIS STATE					
CIVILIAN AGENCIES CONTRACTORS	DOLLARS (000)	DEPARTMENT OF DEFENSE CONTRACTORS	DOLLARS (000)		
1. AMERISOURCE HEALTH CORPORATION	102,986	1. ITT INDUSTRIES, INC	285,243		
2. ITT INDUSTRIES, INC	56,979	2. RENCO GROUP, THE INC	239,973		
3. ANTHEM INSURANCE COMPANIES INC	20,539	3. ANTHEM INSURANCE COMPANIES INC	217,105		
4. HUNT CORPORATION, THE	17,217	4. RAYTHEON COMPANY INC	201,430		
5. LEGGETT & PLATT, INCORPORATED	12,769	5. ROLLS-ROYCE PLC	159,174		
6. COMMUNICATIONS PRODUCTS INC	12,560	6. GENERAL MOTORS CORPORATION	42,507		
7. CARGILL, INCORPORATED	10,630	7. LIGHT HELICOPTER TURBINE ENGIN	40,617		
8. INDIANA UNIVERSITY INC	8,613	8. BLACK BEAUTY RESOURCES, INC	40,053		
9. MANAGEMENT AND TRAINING CORPOR	8,335	9. UNISYS CORPORATION	33,369		
10. COUNTRYMARK COOPERATIVE, INC	7,210	10. ALLIEDSIGNAL INC	31,322		

FEDERAL PROCUREMENT DATA SYSTEM
FEDERAL PROCUREMENT DOLLARS FOR IOWA
 Fiscal Year 1998 to Date

Population 2,852,423
 Per Capita Procurement 274

Total Procurement By Place of Performance 782,544
 Rank Per Capita 41 Last Year 43

TOP FIVE COUNTIES					
NAME OF COUNTY	CIVILIAN AGENCIES		DEPARTMENT OF DEFENSE		TOTAL (000)
	SMALL DIS- ADVANTAGED (000)	OTHER (000)	SMALL DIS- ADVANTAGED (000)	OTHER (000)	
1. LINN	0	33,029	0	336,771	369,800
2. JOHNSON	1,279	162,310	99	1,714	165,402
3. DES MOINES	0	2,022	4,333	44,508	50,863
4. STORY	320	37,256	0	2,289	39,865
5. POLK	4,964	16,789	498	12,210	34,461
TOP FIVE AGENCIES WITH PLACE OF PERFORMANCE IN THIS STATE (000)					
1. DEPARTMENT OF DEFENSE					451,564
2. DEPARTMENT OF EDUCATION					138,785
3. DEPARTMENT OF AGRICULTURE					52,963
4. DEPARTMENT OF ENERGY					30,283
5. DEPARTMENT OF THE TREASURY					25,393
TOP FIVE CONTRACTING OFFICES LOCATED IN THIS STATE (000)					
VA MEDICAL CENTER, DES MOINES					14,430
VA MEDICAL CENTER, IOWA CITY					10,164
ARMY, USPFO FOR IOWA, JOHNSTON					1,518
GSA, PUBLIC BUILDINGS SERVICE, DES MOINES					1,158
AGRICULTURE, AGRICULTURAL RESEARCH SERVICE, AMES					824
TYPE OF PRODUCT OR SERVICE	SMALL BUSINESS (000)	LARGE BUSINESS (000)	STATE & LOCAL GOV'T (000)	NON- PROFIT & OTHER (000)	TOTAL (000)
CONSTRUCTION	25,128	22,240	0	0	47,368
R & D	1,977	45,105	12,003	10,565	69,650
SERVICES	14,328	311,486	35,091	58,233	419,138
SUPPLIES & EQUIPMENT	13,688	218,825	228	13,647	246,388
TOTAL	55,121	597,656	47,322	82,445	782,544
TOP CONTRACTORS PERFORMING IN THIS STATE					
CIVILIAN AGENCIES CONTRACTORS	DOLLARS (000)	DEPARTMENT OF DEFENSE CONTRACTORS		DOLLARS (000)	
1. NATIONAL COMPUTER SYSTEMS, INC	118,522	1. ROCKWELL INTERNATIONAL CORPORA		291,503	
2. IOWA STATE UNIVERSITY OF SCIEN	34,528	2. GEC MARCONI/ROCKWELL COLLINS D		40,694	
3. CONAGRA INC	22,271	3. MASON COMPANY, THE (INC) (DEL)		39,640	
4. POONGSAN CORPORATION	22,236	4. LITTON INDUSTRIES, INC		12,107	
5. ACT INC	20,263	5. MIDCO CONSTRUCTION CORPORATION		9,999	
6. IBP, INC	16,168	6. COLTEC INDUSTRIES INC		9,883	
7. UNIVERSITY OF IOWA	12,644	7. EXIDE CORPORATION		5,151	
8. MANAGEMENT AND TRAINING CORPOR	6,249	8. TBI BEHEER BV		4,516	
9. ROCKWELL INTERNATIONAL CORPORA	5,414	9. ENVIRONMENTAL CHEMICAL CORPORA		4,333	
10. UNIVERSITY OF IOWA, THE INC	5,107	10. MATTESON, L W INC		3,159	

FEDERAL PROCUREMENT DATA SYSTEM
FEDERAL PROCUREMENT DOLLARS FOR KANSAS
 Fiscal Year 1998 to Date

Population 2,594,840
 Per Capita Procurement 458

Total Procurement By Place of Performance 1,189,145
 Rank Per Capita 25 Last Year 31

TOP FIVE COUNTIES					
NAME OF COUNTY	CIVILIAN AGENCIES		DEPARTMENT OF DEFENSE		TOTAL (000)
	SMALL DIS- ADVANTAGED (000)	OTHER (000)	SMALL DIS- ADVANTAGED (000)	OTHER (000)	
1. SEDGWICK	1,430	34,658	15,964	599,573	651,625
2. JOHNSON	429	58,059	1,981	32,766	93,235
3. GEARY	2,600	57	12,635	76,934	92,226
4. LEAVENWORTH	2,661	5,948	3,677	78,972	91,258
5. WYANDOTTE	1,181	25,037	677	6,410	33,305
TOP FIVE AGENCIES WITH PLACE OF PERFORMANCE IN THIS STATE (000)					
1. DEPARTMENT OF DEFENSE					1,003,812
2. DEPARTMENT OF AGRICULTURE					50,595
3. GENERAL SERVICES ADMINISTRATION					38,076
4. DEPARTMENT OF TRANSPORTATION					26,464
5. DEPARTMENT OF VETERANS AFFAIRS					18,952
TOP FIVE CONTRACTING OFFICES LOCATED IN THIS STATE (000)					
VA CONSOLIDATED MAIL OUTPUT PHARMACY, LEAVENWORTH					74,738
ARMY, MISSION CONTRACTING ACTIVITY, FORT LEAVENWORTH					49,255
ARMY, DIRECTORATE OF CONTRACTING, FORT RILEY					42,872
ARMY, COMBINED ARMS CONTRACTING, FORT LEAVENWORTH					18,711
USAF, 22 CONS/LGC, MCCONNELL AFB					17,464
TYPE OF PRODUCT OR SERVICE	SMALL BUSINESS (000)	LARGE BUSINESS (000)	STATE & LOCAL GOV'T (000)	NON- PROFIT & OTHER (000)	TOTAL (000)
CONSTRUCTION	68,702	121,904	0	0	190,606
R & D	2,097	6,881	3,788	2,184	14,950
SERVICES	67,788	209,312	4,334	38,945	320,379
SUPPLIES & EQUIPMENT	71,935	539,832	62	51,381	663,210
TOTAL	210,522	877,929	8,184	92,510	1,189,145
TOP CONTRACTORS PERFORMING IN THIS STATE					
CIVILIAN AGENCIES CONTRACTORS	DOLLARS (000)	DEPARTMENT OF DEFENSE CONTRACTORS		DOLLARS (000)	
1. ARCHER DANIELS MIDLAND COMPANY	28,259	1. BOEING COMPANY, THE INC	323,147		
2. RAYTHEON COMPANY INC	10,032	2. RAYTHEON COMPANY INC	190,792		
3. NATIONAL INDUSTRIES FOR THE BL	9,833	3. TEXTRON INC	32,530		
4. LAW COMPANY INC, THE	8,043	4. FARMLAND NATIONAL BEEF PACKING	32,190		
5. MIDWEST AIR TRAFFIC CONTROL SE	7,849	5. NORTHROP GRUMMAN CORPORATION	27,489		
6. CARGILL, INCORPORATED	7,725	6. LAW COMPANY INC, THE	21,683		
7. MANAGEMENT AND TRAINING CORPOR	5,629	7. DAY & ZIMMERMANN INCORPORATED	19,747		
8. UNIVERSITY OF KANSAS	5,444	8. ALLIED SIGNAL ENGINES	19,342		
9. TEXTRON INC	4,926	9. HENSEL PHELPS CONSTRUCTION CO	17,900		
10. BARTLETT AND COMPANY (INC)	4,329	10. MORTENSON, M A COMPANIES INC	17,845		

FEDERAL PROCUREMENT DATA SYSTEM
FEDERAL PROCUREMENT DOLLARS FOR KENTUCKY
 Fiscal Year 1998 to Date

Population 3,908,124
 Per Capita Procurement 947

Total Procurement By Place of Performance 3,700,496
 Rank Per Capita 9 Last Year 17

TOP FIVE COUNTIES					
NAME OF COUNTY	CIVILIAN AGENCIES		DEPARTMENT OF DEFENSE		TOTAL (000)
	SMALL DIS- ADVANTAGED (000)	OTHER (000)	SMALL DIS- ADVANTAGED (000)	OTHER (000)	
1. JEFFERSON	3,662	110,563	3,190	970,574	1,087,989
2. MUHLENBERG	3,611	702,392	0	2,587	708,590
3. HOPKINS	0	228,185	0	138,480	366,665
4. UNION	0	353,649	0	86	353,735
5. CHRISTIAN	0	1,278	16,251	196,495	214,024
TOP FIVE AGENCIES WITH PLACE OF PERFORMANCE IN THIS STATE (000)					
1. TENNESSEE VALLEY AUTHORITY					1,715,622
2. DEPARTMENT OF DEFENSE					1,581,148
3. DEPARTMENT OF ENERGY					126,441
4. GENERAL SERVICES ADMINISTRATION					125,648
5. DEPARTMENT OF LABOR					67,042
TOP FIVE CONTRACTING OFFICES LOCATED IN THIS STATE (000)					
ARMY, ENGINEER DISTRICT, LOUISVILLE					297,673
ARMY, ARMOR CENTER, FORT KNOX					198,186
ARMY, ENGINEER DISTRICT (CIVIL), LOUISVILLE					109,204
ARMY, DIRECTORATE OF CONTRACTING, FORT CAMPBELL					44,244
VA MEDICAL CENTER, LEXINGTON					13,978
TYPE OF PRODUCT OR SERVICE	SMALL BUSINESS (000)	LARGE BUSINESS (000)	STATE & LOCAL GOV'T (000)	NON- PROFIT & OTHER (000)	TOTAL (000)
CONSTRUCTION	121,163	158,792	0	1,481	281,436
R & D	5,237	114	1,345	663	7,359
SERVICES	87,645	1,245,432	5,141	5,097	1,343,315
SUPPLIES & EQUIPMENT	416,599	1,635,794	120	15,873	2,068,386
TOTAL	630,644	3,040,132	6,606	23,114	3,700,496
TOP CONTRACTORS PERFORMING IN THIS STATE					
CIVILIAN AGENCIES CONTRACTORS	DOLLARS (000)	DEPARTMENT OF DEFENSE CONTRACTORS	DOLLARS (000)		
1. MILL CREEK MINING COMPANY INC	567,257	1. HUMANA INC	867,453		
2. PEABODY HOLDING COMPANY, INC	295,507	2. RAYTHEON COMPANY INC	121,814		
3. BEACON GROUP ENERGY INVESTMENT	173,229	3. HARBERT, BILL INTERNATIONAL CO	44,872		
4. PYRAMID MINING INC	131,485	4. CARLYLE GROUP, THE	42,084		
5. ELECTRIC ENERGY, INC	125,800	5. GENERAL ELECTRIC COMPANY INC	41,411		
6. CONSOL ENERGY INC	102,900	6. TEXAS-CAPITAL CONTRACTORS INC	35,388		
7. LESLIE RESOURCES, INC	58,833	7. HARPER INDUSTRIES INC	28,243		
8. JAMES RIVER COAL COMPANY (INC)	47,545	8. ENGINEERED SUPPORT SYSTEMS INC	21,037		
9. SIGMON COAL COMPANY, INC	43,783	9. PENCE, HOWARD W. INC.	18,950		
10. GRANDE FORD TRUCK SALES, INC	42,033	10. STRONG, BILL ENTERPRISES, INC	17,177		

FEDERAL PROCUREMENT DATA SYSTEM
FEDERAL PROCUREMENT DOLLARS FOR LOUISIANA
 Fiscal Year 1998 to Date

Population 4,351,769
 Per Capita Procurement 504

Total Procurement By Place of Performance 2,193,177
 Rank Per Capita 24 Last Year 20

TOP FIVE COUNTIES					
NAME OF COUNTY	CIVILIAN AGENCIES		DEPARTMENT OF DEFENSE		TOTAL (000)
	SMALL DIS- ADVANTAGED (000)	OTHER (000)	SMALL DIS- ADVANTAGED (000)	OTHER (000)	
1. ORLEANS	19,087	451,045	9,535	743,588	1,223,255
2. JEFFERSON	3,506	198,754	985	21,303	224,548
3. VERNON	0	1,189	22,083	87,195	110,467
4. GRANT	24	93,898	0	539	94,461
5. BOSSIER	9,548	23,547	12,981	42,721	88,797
TOP FIVE AGENCIES WITH PLACE OF PERFORMANCE IN THIS STATE (000)					
1. DEPARTMENT OF DEFENSE					1,222,985
2. NATIONAL AERONAUTICS AND SPACE ADMINISTRATION					346,174
3. DEPARTMENT OF ENERGY					197,838
4. DEPARTMENT OF AGRICULTURE					123,130
5. DEPARTMENT OF JUSTICE					102,810
TOP FIVE CONTRACTING OFFICES LOCATED IN THIS STATE (000)					
ENERGY, STRATEGIC PETROLEUM RESERVE, NEW ORLEANS					195,608
ARMY, ENGINEER DISTRICT (CIVIL), NEW ORLEANS					182,276
TRANSPORTATION, MARITIME ADMINISTRATION, NEW ORLEANS					113,044
ARMY, DIRECTORATE OF CONTRACTING, FORT POLK					51,967
NAVY, SHIPBUILDING CONVERSION, NEW ORLEANS					27,552
TYPE OF PRODUCT OR SERVICE	SMALL BUSINESS (000)	LARGE BUSINESS (000)	STATE & LOCAL GOV'T (000)	NON- PROFIT & OTHER (000)	TOTAL (000)
CONSTRUCTION	120,020	271,295	0	214	391,529
R & D	8,931	27,416	642	3,420	40,409
SERVICES	116,432	525,491	8,294	12,261	662,478
SUPPLIES & EQUIPMENT	179,058	905,661	229	13,813	1,098,761
TOTAL	424,441	1,729,863	9,165	29,708	2,193,177
TOP CONTRACTORS PERFORMING IN THIS STATE					
CIVILIAN AGENCIES CONTRACTORS	DOLLARS (000)	DEPARTMENT OF DEFENSE CONTRACTORS		DOLLARS (000)	
1. LOCKHEED MARTIN CORPORATION	346,115	1. AVONDALE INDUSTRIES INC	381,326		
2. MCDERMOTT INTERNATIONAL INC	174,285	2. INTERNATIONAL SHIPHOLDING CORP	147,167		
3. CADDELL CONSTRUCTION CO INC	90,210	3. PLACID REFINING COMPANY INC	42,304		
4. TEXTRON INC	30,974	4. HALTER MARINE GROUP INC	30,775		
5. CONAGRA INC	17,067	5. JAMES, T L & COMPANY INC	30,723		
6. CARGILL, INCORPORATED	16,372	6. MCDERMOTT INTERNATIONAL INC	30,596		
7. SUPREME RICE MILL, INC.	14,673	7. TEXTRON INC	27,691		
8. CONTINENTAL GRAIN COMPANY INC	13,925	8. MMC CORP	18,230		
9. NATIONAL BUSINESS FURNITURE IN	13,720	9. UNITED STATES MARINE INC	17,635		
10. DAMES & MOORE GROUP	12,284	10. NATCO LIMITED PARTNERSHIP	17,270		

FEDERAL PROCUREMENT DATA SYSTEM
FEDERAL PROCUREMENT DOLLARS FOR MAINE
 Fiscal Year 1998 to Date

Population 1,242,051
 Per Capita Procurement 773

Total Procurement By Place of Performance 959,856
 Rank Per Capita 16 Last Year 14

TOP FIVE COUNTIES					
NAME OF COUNTY	CIVILIAN AGENCIES		DEPARTMENT OF DEFENSE		TOTAL (000)
	SMALL DIS-ADVANTAGED (000)	OTHER (000)	SMALL DIS-ADVANTAGED (000)	OTHER (000)	
1. SAGadahoc	0	57	0	757,580	757,637
2. CUMBERLAND	91	5,122	2,299	62,351	69,863
3. AROOSTOOK	0	6,690	39	17,038	23,767
4. YORK	663	1,930	0	21,088	23,681
5. PENOBSCOT	334	14,141	1,641	6,643	22,759
TOP FIVE AGENCIES WITH PLACE OF PERFORMANCE IN THIS STATE (000)					
1. DEPARTMENT OF DEFENSE					893,312
2. GENERAL SERVICES ADMINISTRATION					14,064
3. DEPARTMENT OF LABOR					12,683
4. DEPARTMENT OF HEALTH AND HUMAN SERVICES					10,763
5. DEPARTMENT OF THE INTERIOR					10,325
TOP FIVE CONTRACTING OFFICES LOCATED IN THIS STATE (000)					
NAVY, SHIPBUILDING CONVERSION, BATH					22,272
ARMY, USPFO FOR MAINE, AUGUSTA					7,333
VA MEDICAL CENTER, TOGUS					6,716
TRANSPORTATION, COAST GUARD, PORTLAND					2,243
AGRICULTURE, SOIL CONSERVATION SERVICE, ORONO					459
TYPE OF PRODUCT OR SERVICE	SMALL BUSINESS (000)	LARGE BUSINESS (000)	STATE & LOCAL GOV'T (000)	NON-PROFIT & OTHER (000)	TOTAL (000)
CONSTRUCTION	23,211	22,246	0	0	45,457
R & D	8,051	155	877	861	9,944
SERVICES	13,749	26,871	9,075	47,248	96,943
SUPPLIES & EQUIPMENT	17,389	781,323	24	8,776	807,512
TOTAL	62,400	830,595	9,976	56,885	959,856
TOP CONTRACTORS PERFORMING IN THIS STATE					
CIVILIAN AGENCIES CONTRACTORS	DOLLARS (000)	DEPARTMENT OF DEFENSE CONTRACTORS		DOLLARS (000)	
1. TRAINING & DEVELOPMENT CORPORA	12,489	1. GENERAL DYNAMICS CORPORATION	756,065		
2. BILFINGER + BERGER BAUAKTIENGE	6,845	2. PENOBSCOT BAY MEDICAL ASSOCIAT	45,883		
3. KONINKLIJKE EMBALLAGE INDUSTRI	5,229	3. DUCHOSSOIS INDUSTRIES, INC	13,505		
4. PASSAMAQUODDY PLEASANT POINT	2,282	4. CREATIVE APPAREL ASSOCIATES	12,822		
5. AROOSTOOK MICMAC COUNCIL (INC)	1,983	5. BECHTEL GROUP, INC	9,909		
6. MAINE, STATE OF	1,861	6. GROUP HOME FOUNDATION INC	8,383		
7. SEMINOLE TRIBE OF FLORIDA INC	1,797	7. CYR CONSTRUCTION COMPANY (INC)	5,145		
8. AMCARE MEDICAL SERVICES INCORP	1,600	8. J.C.N. CONSTRUCTION CO INC	3,646		
9. A & V CONSTRUCTION CORP	1,565	9. FIBER MATERIALS, INC	3,490		
10. GUPTILL FARMS INC	1,484	10. HARDING LAWSON ASSOCIATES GROU	2,512		

FEDERAL PROCUREMENT DATA SYSTEM
FEDERAL PROCUREMENT DOLLARS FOR MARYLAND
 Fiscal Year 1998 to Date

Population 5,094,289
 Per Capita Procurement 1,994

Total Procurement By Place of Performance 10,157,157
 Rank Per Capita 4 Last Year 4

TOP FIVE COUNTIES					
NAME OF COUNTY	CIVILIAN AGENCIES		DEPARTMENT OF DEFENSE		TOTAL (000)
	SMALL DIS- ADVANTAGED (000)	OTHER (000)	SMALL DIS- ADVANTAGED (000)	OTHER (000)	
1. MONTGOMERY	311,393	2,098,589	166,213	1,016,773	3,592,968
2. PRINCE GEORGE'S	256,652	1,396,302	99,208	561,409	2,313,571
3. BALTIMORE (CITY)	82,276	394,832	14,729	785,541	1,277,378
4. ST. MARY'S	348	4,072	63,308	1,200,069	1,267,797
5. ANNE ARUNDEL	29,978	129,547	52,973	392,481	604,979
TOP FIVE AGENCIES WITH PLACE OF PERFORMANCE IN THIS STATE (000)					
1. DEPARTMENT OF DEFENSE					5,186,201
2. NATIONAL AERONAUTICS AND SPACE ADMINISTRATION					1,090,036
3. DEPARTMENT OF HEALTH AND HUMAN SERVICES					1,072,056
4. GENERAL SERVICES ADMINISTRATION					570,956
5. DEPARTMENT OF TRANSPORTATION					557,867
TOP FIVE CONTRACTING OFFICES LOCATED IN THIS STATE (000)					
NASA, GODDARD SPACE FLIGHT CENTER, GREENBELT					2,077,726
SOCIAL SECURITY ADMINISTRATION, BALTIMORE					452,532
ARMY, ENGINEER DISTRICT, BALTIMORE					370,931
HHS, NATIONAL INSTITUTES FOR HEALTH, BETHESDA					365,818
NAVY, NAVAL AIR SYSTEMS CMD, PATUXENT RIVER					324,381
TYPE OF PRODUCT OR SERVICE	SMALL BUSINESS (000)	LARGE BUSINESS (000)	STATE & LOCAL GOV'T (000)	NON- PROFIT & OTHER (000)	TOTAL (000)
CONSTRUCTION	268,308	317,874	29	25	586,236
R & D	175,378	590,347	21,101	533,127	1,319,953
SERVICES	1,483,853	3,039,220	19,883	229,702	4,772,658
SUPPLIES & EQUIPMENT	712,570	2,460,670	1,356	303,714	3,478,310
TOTAL	2,640,109	6,408,111	42,369	1,066,568	10,157,157
TOP CONTRACTORS PERFORMING IN THIS STATE					
CIVILIAN AGENCIES CONTRACTORS	DOLLARS (000)	DEPARTMENT OF DEFENSE CONTRACTORS		DOLLARS (000)	
1. LOCKHEED MARTIN CORPORATION	311,012	1. TEXTRON INC	768,447		
2. ALLIEDSIGNAL INC	234,121	2. LOCKHEED MARTIN CORPORATION	461,857		
3. IBM CORPORATION	214,203	3. JOHNS HOPKINS UNIVERSITY INC	298,255		
4. WESTAT, INC	212,945	4. NORTHROP GRUMMAN CORPORATION	247,356		
5. TBI BEHEER BV	139,065	5. INTERNATIONAL BUSINESS MACHINE	100,443		
6. COMPUTER SCIENCES CORPORATION	128,465	6. TRACOR, INC	97,849		
7. AFFILIATED COMPUTER SERVICES,,	119,555	7. ALLIEDSIGNAL INC	96,796		
8. RAYTHEON COMPANY INC	116,764	8. BOOZ ALLEN & HAMILTON INC	83,092		
9. JOHNS HOPKINS UNIVERSITY INC	109,519	9. THE GENERAL ELECTRIC CO. PLC	79,073		
10. GENERAL MOTORS CORPORATION	82,798	10. SIERRA HEALTH SERVICES, INC	77,913		

FEDERAL PROCUREMENT DATA SYSTEM
FEDERAL PROCUREMENT DOLLARS FOR MASSACHUSETTS
 Fiscal Year 1998 to Date

Population 6,117,520
 Per Capita Procurement 832

Total Procurement By Place of Performance 5,092,280
 Rank Per Capita 13 Last Year 7

TOP FIVE COUNTIES					
NAME OF COUNTY	CIVILIAN AGENCIES		DEPARTMENT OF DEFENSE		TOTAL (000)
	SMALL DIS- ADVANTAGED (000)	OTHER (000)	SMALL DIS- ADVANTAGED (000)	OTHER (000)	
1. MIDDLESEX	24,729	478,257	108,632	2,319,318	2,930,936
2. ESSEX	520	47,722	4,303	732,518	785,063
3. NORFOLK	856	65,443	2,457	332,607	401,363
4. SUFFOLK	5,004	95,992	1,750	139,567	242,313
5. BRISTOL	389	3,600	801	236,622	241,412
TOP FIVE AGENCIES WITH PLACE OF PERFORMANCE IN THIS STATE (000)					
1. DEPARTMENT OF DEFENSE					4,209,297
2. DEPARTMENT OF TRANSPORTATION					288,748
3. DEPARTMENT OF HEALTH AND HUMAN SERVICES					116,883
4. GENERAL SERVICES ADMINISTRATION					107,265
5. NATIONAL AERONAUTICS AND SPACE ADMINISTRATION					88,562
TOP FIVE CONTRACTING OFFICES LOCATED IN THIS STATE (000)					
USAF, ESC/TWK, HANSCOM AFB					785,519
USAF, DSC/DIK, HANSCOM AFB					602,770
USAF, ESC/JSK, HANSCOM AFB					287,494
ARMY, SOLDIERS SYSTEMS COMMAND, NATICK					140,733
USAF, ESC/ACK, HANSCOM AFB					140,299
TYPE OF PRODUCT OR SERVICE	SMALL BUSINESS (000)	LARGE BUSINESS (000)	STATE & LOCAL GOV'T (000)	NON- PROFIT & OTHER (000)	TOTAL (000)
CONSTRUCTION	51,566	128,950	0	0	180,516
R & D	218,509	434,856	1,573	720,003	1,374,941
SERVICES	251,300	890,423	5,119	356,052	1,502,894
SUPPLIES & EQUIPMENT	196,874	1,586,911	1,823	248,321	2,033,929
TOTAL	718,249	3,041,140	8,515	1,324,376	5,092,280
TOP CONTRACTORS PERFORMING IN THIS STATE					
CIVILIAN AGENCIES CONTRACTORS	DOLLARS (000)	DEPARTMENT OF DEFENSE CONTRACTORS	DOLLARS (000)		
1. NATIONAL BUSINESS FURNITURE IN	101,274	1. RAYTHEON COMPANY INC	1,037,097		
2. CRANE & CO INC	50,649	2. GENERAL ELECTRIC COMPANY INC	422,038		
3. ABT ASSOCIATES INC	42,984	3. GTE CORPORATION	402,097		
4. GENERAL DYNAMICS CORPORATION	34,583	4. MASSACHUSETTS INSTITUTE OF TEC	370,357		
5. MASSACHUSETTS INSTITUTE OF TEC	29,965	5. TEXTRON INC	211,915		
6. SMITHSONIAN INSTITUTION	26,195	6. MITRE CORPORATION, THE	204,975		
7. COMPUTER SCIENCES CORPORATION	25,760	7. DRAPER, CHARLES STARK LABORATO	183,926		
8. ENRON CORP	24,431	8. BRAINTREE II MARITIME CORP	137,772		
9. LITTON INDUSTRIES, INC	18,325	9. GENERAL DYNAMICS CORPORATION	116,199		
10. HEWLETT-PACKARD COMPANY INC	17,879	10. BRIGHTON HEALTH ALLIANCE (INC)	47,949		

FEDERAL PROCUREMENT DATA SYSTEM
FEDERAL PROCUREMENT DOLLARS FOR MICHIGAN
 Fiscal Year 1998 to Date

Population 9,773,892
 Per Capita Procurement 147

Total Procurement By Place of Performance 1,437,679
 Rank Per Capita 51 Last Year 49

TOP FIVE COUNTIES					
NAME OF COUNTY	CIVILIAN AGENCIES		DEPARTMENT OF DEFENSE		TOTAL (000)
	SMALL DIS- ADVANTAGED (000)	OTHER (000)	SMALL DIS- ADVANTAGED (000)	OTHER (000)	
1. MACOMB	0	10,536	11,450	568,943	590,929
2. WAYNE	1,786	64,105	871	41,343	108,105
3. KENT	0	29,781	80	70,327	100,188
4. WASHTENAW	3,112	29,775	1,010	49,533	83,430
5. OAKLAND	1,293	32,358	6,857	28,506	69,014
TOP FIVE AGENCIES WITH PLACE OF PERFORMANCE IN THIS STATE (000)					
1. DEPARTMENT OF DEFENSE					1,061,574
2. GENERAL SERVICES ADMINISTRATION					90,056
3. DEPARTMENT OF AGRICULTURE					47,042
4. DEPARTMENT OF HEALTH AND HUMAN SERVICES					41,541
5. DEPARTMENT OF VETERANS AFFAIRS					32,771
TOP FIVE CONTRACTING OFFICES LOCATED IN THIS STATE (000)					
ARMY, TANK AUTOMOTIVE COMMAND, WARREN					2,203,669
DOD, DEFENSE LOGISTICS AGENCY,,REUTIL & MARKETING SVC, BATTLE CREEK					38,930
DOD, DEFENSE LOGISTICS AGENCY, SERVICE CENTER, BATTLE CREEK					35,007
ARMY, ENGINEER DISTRICT (CIVIL), DETROIT					34,149
ARMY, USPFO FOR MICHIGAN, LANSING					27,780
TYPE OF PRODUCT OR SERVICE	SMALL BUSINESS (000)	LARGE BUSINESS (000)	STATE & LOCAL GOV'T (000)	NON- PROFIT & OTHER (000)	TOTAL (000)
CONSTRUCTION	46,536	39,809	1,228	149	87,722
R & D	26,653	24,198	15,478	16,335	82,664
SERVICES	64,543	175,873	17,282	30,992	288,690
SUPPLIES & EQUIPMENT	161,848	787,332	229	29,194	978,603
TOTAL	299,580	1,027,212	34,217	76,670	1,437,679
TOP CONTRACTORS PERFORMING IN THIS STATE					
CIVILIAN AGENCIES CONTRACTORS	DOLLARS (000)	DEPARTMENT OF DEFENSE CONTRACTORS		DOLLARS (000)	
1. MILLER, HERMAN INC	22,054	1. GENERAL DYNAMICS CORPORATION		500,366	
2. MILLER, HERMAN INC	17,038	2. GENERAL ELECTRIC COMPANY INC		48,570	
3. HAWORTH INTERNATIONAL, LTD (IN	16,632	3. AAR CORP		35,759	
4. TRW INC	13,008	4. WOLVERINE WORLD WIDE INC		23,011	
5. CHERRY CENTRAL COOPERATIVE INC	11,401	5. KELLOGG COMPANY INC		21,854	
6. KELLY SERVICES INC	10,675	6. MILLER, HERMAN INC		20,477	
7. STEELCASE INC	9,953	7. RAYTHEON COMPANY INC		17,121	
8. SKYLINE DEVELOPMENT & CONSTRUC	9,261	8. ERIM INTERNATIONAL, INC.		17,038	
9. WAYNE STATE UNIVERSITY INC	8,312	9. SMITHS INDUSTRIES PLC		14,945	
10. MINACT, INC	7,076	10. VECTOR RESEARCH INCORPORATED		14,870	

FEDERAL PROCUREMENT DATA SYSTEM
FEDERAL PROCUREMENT DOLLARS FOR MINNESOTA
 Fiscal Year 1998 to Date

Population 4,685,549
 Per Capita Procurement 330

Total Procurement By Place of Performance 1,548,228
 Rank Per Capita 38 Last Year 34

TOP FIVE COUNTIES					
NAME OF COUNTY	CIVILIAN AGENCIES		DEPARTMENT OF DEFENSE		TOTAL (000)
	SMALL DIS- ADVANTAGED (000)	OTHER (000)	SMALL DIS- ADVANTAGED (000)	OTHER (000)	
1. HENNEPIN	3,180	186,959	2,882	897,643	1,090,664
2. RAMSEY	456	33,215	2,245	129,018	164,934
3. DAKOTA	122	11,529	70	87,409	99,130
4. CARVER	0	23,397	0	842	24,239
5. KANDIYOHI	0	19,733	0	44	19,777
TOP FIVE AGENCIES WITH PLACE OF PERFORMANCE IN THIS STATE (000)					
1. DEPARTMENT OF DEFENSE					1,164,819
2. DEPARTMENT OF AGRICULTURE					142,208
3. DEPARTMENT OF JUSTICE					79,082
4. DEPARTMENT OF HEALTH AND HUMAN SERVICES					49,500
5. DEPARTMENT OF VETERANS AFFAIRS					36,181
TOP FIVE CONTRACTING OFFICES LOCATED IN THIS STATE (000)					
HHS, PUBLIC HEALTH SERVICE, BEMIDJI					59,960
ARMY, ENGINEER DISTRICT (CIVIL), ST PAUL					52,037
VA MEDICAL CENTER, MINNEAPOLIS					24,606
AGRICULTURE, ANIMAL AND PLANT HLTH INSP SVC, MINNEAPOLIS					11,744
ARMY, USPFO FOR MINNESOTA, CAMP RILEY					7,639
TYPE OF PRODUCT OR SERVICE	SMALL BUSINESS (000)	LARGE BUSINESS (000)	STATE & LOCAL GOV'T (000)	NON- PROFIT & OTHER (000)	TOTAL (000)
CONSTRUCTION	24,345	10,522	3,031	134	38,032
R & D	13,344	362,794	10,360	19,814	406,312
SERVICES	32,050	262,556	20,867	19,111	334,584
SUPPLIES & EQUIPMENT	74,515	679,095	110	15,580	769,300
TOTAL	144,254	1,314,967	34,368	54,639	1,548,228
TOP CONTRACTORS PERFORMING IN THIS STATE					
CIVILIAN AGENCIES CONTRACTORS	DOLLARS (000)	DEPARTMENT OF DEFENSE CONTRACTORS		DOLLARS (000)	
1. GENERAL SECURITY SERVICES CORP	68,000	1. LOCKHEED MARTIN CORPORATION	238,808		
2. HORMEL FOODS CORPORATION	32,387	2. CARLYLE GROUP, THE	226,647		
3. TBI BEHEER BV	27,769	3. ALLIANT TECHSYSTEMS INC	206,877		
4. BONGARDS' CREAMERIES (INC)	23,039	4. FMC CORPORATION	100,000		
5. UNIVERSITY OF MINNESOTA INC	15,598	5. GENERAL DYNAMICS CORPORATION	68,138		
6. LAKESIDE FOODS INC	14,947	6. GENERAL MILLS INC	55,740		
7. HUGHES AIRCRAFT COMPANY INC	10,771	7. HONEYWELL INC	38,739		
8. NATIONAL MARROW DONOR PROGRAM	10,256	8. WELSH, CARSON, ANDERSON & STOW	30,243		
9. FARMLAND INDUSTRIES, INC	9,874	9. GOODRICH B F COMPANY, THE INC	9,802		
10. GFI AMERICA, INC	8,220	10. UNIVERSITY OF MINNESOTA INC	7,898		

FEDERAL PROCUREMENT DATA SYSTEM
FEDERAL PROCUREMENT DOLLARS FOR MISSISSIPPI
 Fiscal Year 1998 to Date

Population 2,730,501
 Per Capita Procurement 562

Total Procurement By Place of Performance 1,533,660
 Rank Per Capita 22 Last Year 21

TOP FIVE COUNTIES					
NAME OF COUNTY	CIVILIAN AGENCIES		DEPARTMENT OF DEFENSE		TOTAL (000)
	SMALL DIS- ADVANTAGED (000)	OTHER (000)	SMALL DIS- ADVANTAGED (000)	OTHER (000)	
1. JACKSON	1,305	4,472	0	737,035	742,812
2. HANCOCK	4,250	146,890	963	45,479	197,582
3. HARRISON	1,402	17,195	13,627	112,810	145,034
4. MADISON	0	47,855	50	49,353	97,258
5. WARREN	0	3,941	5,710	64,918	74,569
TOP FIVE AGENCIES WITH PLACE OF PERFORMANCE IN THIS STATE (000)					
1. DEPARTMENT OF DEFENSE					1,222,049
2. NATIONAL AERONAUTICS AND SPACE ADMINISTRATION					152,534
3. DEPARTMENT OF THE TREASURY					47,507
4. DEPARTMENT OF LABOR					21,414
5. DEPARTMENT OF VETERANS AFFAIRS					18,411
TOP FIVE CONTRACTING OFFICES LOCATED IN THIS STATE (000)					
NASA, STENNIS SPACE CENTER					197,416
ARMY, ENGINEER DISTRICT (CIVIL), VICKSBURG					87,057
NAVY, SHIPBUILDING CONVERSION, PASCAGOULA					73,240
NAVY, NAVAL OCEANOGRAPHIC OFFICE, STENNIS					52,702
USAF, 81 CONS/LGC, KEESLER AFB					48,061
TYPE OF PRODUCT OR SERVICE	SMALL BUSINESS (000)	LARGE BUSINESS (000)	STATE & LOCAL GOV'T (000)	NON- PROFIT & OTHER (000)	TOTAL (000)
CONSTRUCTION	137,522	58,817	0	0	196,339
R & D	4,460	18,257	5,852	7,847	36,416
SERVICES	72,375	390,514	4,483	12,127	479,499
SUPPLIES & EQUIPMENT	58,988	758,064	69	4,285	821,406
TOTAL	273,345	1,225,652	10,404	24,259	1,533,660
TOP CONTRACTORS PERFORMING IN THIS STATE					
CIVILIAN AGENCIES CONTRACTORS	DOLLARS (000)	DEPARTMENT OF DEFENSE CONTRACTORS		DOLLARS (000)	
1. BEECH AEROSPACE SERVICES, INC	47,468	1. LITTON INDUSTRIES, INC		704,595	
2. PAN AM WORLD SERVICES INC	44,390	2. RAYTHEON COMPANY INC		51,767	
3. LOCKHEED SPACE OPERATIONS CO	35,849	3. NORTHROP GRUMMAN CORPORATION		36,231	
4. BOEING NORTH AMERICAN INC	23,945	4. NICHOLS RESEARCH CORPORATION		29,562	
5. JOHNSON CONTROLS WORLD SERVICE	10,467	5. WHITESELL-GREEN INC		28,135	
6. COMPUTER SCIENCES CORPORATION	8,884	6. GOLDEN MANUFACTURING CO INC		24,320	
7. MINACT, INC	5,695	7. DYNACORP		22,132	
8. MISSISSIPPI STATE UNIVERSITY	5,621	8. INCENTIVE AB		17,671	
9. HALTER MARINE GROUP INC	5,620	9. MASON COMPANY, THE (INC) (DEL)		16,205	
10. TILLEY CONSTRUCTORS & ENGINEER	5,500	10. AEROQUIP-VICKERS, INC.		11,397	

FEDERAL PROCUREMENT DATA SYSTEM
FEDERAL PROCUREMENT DOLLARS FOR MISSOURI
 Fiscal Year 1998 to Date

Population 5,402,058
 Per Capita Procurement 1,119

Total Procurement By Place of Performance 6,042,561
 Rank Per Capita 6 Last Year 6

TOP FIVE COUNTIES					
NAME OF COUNTY	CIVILIAN AGENCIES		DEPARTMENT OF DEFENSE		TOTAL (000)
	SMALL DIS- ADVANTAGED (000)	OTHER (000)	SMALL DIS- ADVANTAGED (000)	OTHER (000)	
1. ST. LOUIS (CITY)	59,809	140,394	29,406	3,768,150	3,997,759
2. CLAY	10,546	1,142,970	517	61,789	1,215,822
3. JASPER	207	145,780	228	19,608	165,823
4. ST. LOUIS	2,255	40,837	10,288	105,671	159,051
5. JACKSON	78	638	755	121,925	123,396
TOP FIVE AGENCIES WITH PLACE OF PERFORMANCE IN THIS STATE (000)					
1. DEPARTMENT OF DEFENSE					4,334,273
2. GENERAL SERVICES ADMINISTRATION					804,615
3. DEPARTMENT OF ENERGY					431,694
4. DEPARTMENT OF VETERANS AFFAIRS					169,726
5. DEPARTMENT OF AGRICULTURE					166,869
TOP FIVE CONTRACTING OFFICES LOCATED IN THIS STATE (000)					
ARMY, AVIATION & TROOP COMMAND, ST LOUIS					2,169,852
GSA, FEDERAL TELECOMMUNICATIONS SERVICE, KANSAS CITY					703,088
AGRICULTURE, AGRIC STABILIZ AND CONS SVC (EXPORT DIV), KANSAS CITY					385,854
GSA, PUBLIC BUILDINGS SERVICE, KANSAS CITY					376,062
AGRICULTURE, AGRIC STABILIZ AND CONS SVC (DAIRY DIV), KANSAS CITY					206,016
TYPE OF PRODUCT OR SERVICE	SMALL BUSINESS (000)	LARGE BUSINESS (000)	STATE & LOCAL GOV'T (000)	NON- PROFIT & OTHER (000)	TOTAL (000)
CONSTRUCTION	93,477	550,118	0	0	643,595
R & D	18,409	348,917	2,128	14,020	383,474
SERVICES	201,738	1,151,232	10,775	51,990	1,415,735
SUPPLIES & EQUIPMENT	204,766	3,114,752	245	279,994	3,599,757
TOTAL	518,390	5,165,019	13,148	346,004	6,042,561
TOP CONTRACTORS PERFORMING IN THIS STATE					
CIVILIAN AGENCIES CONTRACTORS	DOLLARS (000)	DEPARTMENT OF DEFENSE CONTRACTORS		DOLLARS (000)	
1. DUNN INDUSTRIES, INC.	368,262	1. BOEING COMPANY, THE INC	3,388,076		
2. ALLIEDSIGNAL INC	342,983	2. ESCO ELECTRONICS CORPORATION	136,827		
3. SPRINT COMMUNICATIONS COMPANY	209,445	3. OLIN CORPORATION	120,364		
4. AMERISOURCE HEALTH CORPORATION	131,573	4. SABRELINER CORPORATION	91,079		
5. MORRISON KNUDSEN CORPORATION (84,688	5. MCDONNELL DOUGLAS AEROSPACE	80,001		
6. FORD MOTOR COMPANY	82,000	6. WORLD WIDE TECHNOLOGY, INC	26,536		
7. WORLD WIDE TECHNOLOGY, INC	54,818	7. ENGINEERED SUPPORT SYSTEMS INC	26,148		
8. PROCTOR HOMER WARREN INC	48,498	8. CASHMAN HOLDINGS LLC	23,619		
9. INTERNATIONAL BUSINESS MACHINE	22,007	9. MCDONNELL DOUGLAS CORPORATION	23,459		
10. REE'S CONTRACT SERVICE INC	21,844	10. MERIDIAN MEDICAL TECHNOLOGIES	17,755		

FEDERAL PROCUREMENT DATA SYSTEM
FEDERAL PROCUREMENT DOLLARS FOR MONTANA
 Fiscal Year 1998 to Date

Population 878,810
 Per Capita Procurement 385

Total Procurement By Place of Performance 337,951
 Rank Per Capita 31 Last Year 41

TOP FIVE COUNTIES					
NAME OF COUNTY	CIVILIAN AGENCIES		DEPARTMENT OF DEFENSE		TOTAL (000)
	SMALL DIS-ADVANTAGED (000)	OTHER (000)	SMALL DIS-ADVANTAGED (000)	OTHER (000)	
1. CASCADE	114	4,597	20,552	40,513	65,776
2. FLATHEAD	248	19,595	28,939	0	48,782
3. GLACIER	2,608	26,632	0	0	29,240
4. LEWIS AND CLARK	14,195	12,434	129	1,497	28,255
5. SILVER BOW	281	26,002	0	586	26,869

TOP FIVE AGENCIES WITH PLACE OF PERFORMANCE IN THIS STATE (000)	
1. DEPARTMENT OF HEALTH AND HUMAN SERVICES	112,026
2. DEPARTMENT OF DEFENSE	106,509
3. DEPARTMENT OF ENERGY	27,179
4. DEPARTMENT OF AGRICULTURE	24,073
5. DEPARTMENT OF STATE	14,141

TOP FIVE CONTRACTING OFFICES LOCATED IN THIS STATE (000)	
HHS, PUBLIC HEALTH SERVICE, BILLINGS	111,642
USAF, 341ST CONS/LGC, MALMSTROM AFB	31,452
INTERIOR, BUREAU OF INDIAN AFFAIRS, BILLINGS	11,965
INTERIOR, BUREAU OF RECLAMATION, BILLINGS	11,132
AGRICULTURE, FOREST SERVICE, MISSOULA	8,453

TYPE OF PRODUCT OR SERVICE	SMALL BUSINESS (000)	LARGE BUSINESS (000)	STATE & LOCAL GOV'T (000)	NON-PROFIT & OTHER (000)	TOTAL (000)
CONSTRUCTION	99,131	8,422	161	0	107,714
R & D	26,223	0	630	1,031	27,884
SERVICES	36,845	38,574	15,701	49,630	140,750
SUPPLIES & EQUIPMENT	59,782	1,074	20	727	61,603
TOTAL	221,981	48,070	16,512	51,388	337,951

TOP CONTRACTORS PERFORMING IN THIS STATE			
CIVILIAN AGENCIES CONTRACTORS	DOLLARS (000)	DEPARTMENT OF DEFENSE CONTRACTORS	DOLLARS (000)
1. MONTANA ENERGY RESEARCH & DEVE	25,329	1. EAGLE AVIATION INC	28,939
2. GLACIER COUNTY MEDICAL CENTER	25,000	2. AMERICAN RENOVATION & CONSTRUC	18,344
3. PONDERA MEDICAL CENTER INC	25,000	3. OSWOOD CONSTRUCTION COMPANY (I	6,109
4. FORT PECK ASSINIBOINE & SIOUX	23,567	4. TALCOTT, JAMES CONSTRUCTION, I	4,614
5. GREENWAY ENTERPRISES, INC	14,141	5. TECHNICAL & MANAGEMENT SERVICE	3,977
6. WEST ELECTRONICS, INC	12,919	6. EXODYNE, INC	3,612
7. NORTH VALLEY HOSPITAL INC	10,000	7. WADSWORTH BUILDERS COMPANY, IN	3,605
8. HELENA INDIAN ALLIANCE INC	6,770	8. MONTANA POWER COMPANY INC, TH	2,576
9. MISSOULA INDIAN CENTER	5,359	9. MCC CONSTRUCTION CORPORATION	2,343
10. A-1 PAVING INC	3,294	10. A & S TRIBAL INDUSTRIES INC	1,914

FEDERAL PROCUREMENT DATA SYSTEM
FEDERAL PROCUREMENT DOLLARS FOR NEBRASKA
 Fiscal Year 1998 to Date

Population 1,656,870
 Per Capita Procurement 244

Total Procurement By Place of Performance 403,456
 Rank Per Capita 44 Last Year 40

TOP FIVE COUNTIES					
NAME OF COUNTY	CIVILIAN AGENCIES		DEPARTMENT OF DEFENSE		TOTAL (000)
	SMALL DIS- ADVANTAGED (000)	OTHER (000)	SMALL DIS- ADVANTAGED (000)	OTHER (000)	
1. SARPY	0	2,933	5,612	123,720	132,265
2. DOUGLAS	1,653	38,074	1,360	19,061	60,148
3. THURSTON	0	41,692	92	4,142	45,926
4. DAKOTA	0	2,194	0	31,384	33,578
5. LANCASTER	194	10,648	192	21,315	32,349
TOP FIVE AGENCIES WITH PLACE OF PERFORMANCE IN THIS STATE (000)					
1. DEPARTMENT OF DEFENSE					232,381
2. DEPARTMENT OF AGRICULTURE					78,407
3. DEPARTMENT OF HEALTH AND HUMAN SERVICES					48,435
4. GENERAL SERVICES ADMINISTRATION					13,477
5. TENNESSEE VALLEY AUTHORITY					11,980
TOP FIVE CONTRACTING OFFICES LOCATED IN THIS STATE (000)					
ARMY, ENGINEER DISTRICT, OMAHA					407,965
USAF, 55 CONS/CC, OFFUTT AFB					106,163
ARMY, ENGINEER DISTRICT (CIVIL), OMAHA					30,301
INTERIOR, NATIONAL PARK SERVICE, OMAHA					9,514
VA MEDICAL CENTER, OMAHA					9,098
TYPE OF PRODUCT OR SERVICE	SMALL BUSINESS (000)	LARGE BUSINESS (000)	STATE & LOCAL GOV'T (000)	NON- PROFIT & OTHER (000)	TOTAL (000)
CONSTRUCTION	19,842	12,696	0	0	32,538
R & D	18,184	23,620	7	597	42,408
SERVICES	30,037	85,461	49,478	13,209	178,185
SUPPLIES & EQUIPMENT	19,348	130,188	42	747	150,325
TOTAL	87,411	251,965	49,527	14,553	403,456
TOP CONTRACTORS PERFORMING IN THIS STATE					
CIVILIAN AGENCIES CONTRACTORS	DOLLARS (000)	DEPARTMENT OF DEFENSE CONTRACTORS	DOLLARS (000)		
1. OMAHA TRIBE OF NEBRASKA	39,891	1. STERLING SOFTWARE INC	31,535		
2. IBP, INC	15,521	2. IBP, INC	31,298		
3. NORTHERN STATES BEEF	14,420	3. DUNCAN AVIATION, INC.	17,808		
4. BUNGE INTERNATIONAL LIMITED	13,122	4. TRACOR, INC	12,357		
5. DAIRY FARMERS OF AMERICA INC	11,992	5. INTERNATIONAL TECHNOLOGY CORPO	10,887		
6. VALMONT INDUSTRIES INC	11,923	6. HARRIS CORPORATION	9,241		
7. FARMLAND INDUSTRIES, INC	6,022	7. TRW INC	8,079		
8. ROSEN'S DIVERSIFIED, INC	3,327	8. GTE CORPORATION	7,997		
9. KELLEY BEAN CO, INC	2,600	9. STRONG, BILL ENTERPRISES, INC	6,337		
10. SAINT FRANCIS MEDICAL CENTER I	2,548	10. DEL-JEN, INC	5,841		

FEDERAL PROCUREMENT DATA SYSTEM
FEDERAL PROCUREMENT DOLLARS FOR NEVADA
 Fiscal Year 1998 to Date

Population 1,676,809
 Per Capita Procurement 441

Total Procurement By Place of Performance 739,621
 Rank Per Capita 28 Last Year 37

TOP FIVE COUNTIES					
NAME OF COUNTY	CIVILIAN AGENCIES		DEPARTMENT OF DEFENSE		TOTAL (000)
	SMALL DIS- ADVANTAGED (000)	OTHER (000)	SMALL DIS- ADVANTAGED (000)	OTHER (000)	
1. CLARK	24,529	444,562	33,840	69,748	572,679
2. CHURCHILL	464	2,372	4,335	47,757	54,928
3. WASHOE	1,135	30,900	1,368	11,242	44,645
4. MINERAL	0	0	366	41,869	42,235
5. CARSON CITY (CI	80	4,567	0	7,266	11,913

TOP FIVE AGENCIES WITH PLACE OF PERFORMANCE IN THIS STATE (000)	
1. DEPARTMENT OF ENERGY	336,894
2. DEPARTMENT OF DEFENSE	221,058
3. GENERAL SERVICES ADMINISTRATION	106,388
4. DEPARTMENT OF THE INTERIOR	23,409
5. DEPARTMENT OF LABOR	13,287

TOP FIVE CONTRACTING OFFICES LOCATED IN THIS STATE (000)	
ENERGY, NEVADA OPERATIONS OFFICE, LAS VEGAS	302,599
USAF, 99 CONS/CC, NELLIS AFB	73,217
INTERIOR, BUREAU OF RECLAMATION, BOULDER CITY	20,209
VA MEDICAL CENTER, LAS VEGAS	14,017
NAVY, NAVAL AIR STATION, FALLON	6,025

TYPE OF PRODUCT OR SERVICE	SMALL BUSINESS (000)	LARGE BUSINESS (000)	STATE & LOCAL GOV'T (000)	NON- PROFIT & OTHER (000)	TOTAL (000)
CONSTRUCTION	42,034	117,022	286	0	159,342
R & D	9,395	37	1,407	4,750	15,589
SERVICES	76,330	440,079	21,329	3,520	541,258
SUPPLIES & EQUIPMENT	13,898	8,138	43	1,353	23,432
TOTAL	141,657	565,276	23,065	9,623	739,621

TOP CONTRACTORS PERFORMING IN THIS STATE			
CIVILIAN AGENCIES CONTRACTORS	DOLLARS (000)	DEPARTMENT OF DEFENSE CONTRACTORS	DOLLARS (000)
1. BECHTEL GROUP, INC	263,560	1. DAY & ZIMMERMANN INCORPORATED	57,808
2. PHILIPP HOLZMANN AKTIENGESELLS	92,096	2. LOCKHEED MARTIN CORPORATION	40,504
3. INTERNATIONAL TECHNOLOGY CORPO	21,197	3. INTERTEX GENERAL CONTRACTORS,,	10,435
4. NEVADA, STATE OF	18,252	4. BLATTNER, D H & SONS, INC	10,210
5. WACKENHUT CORPORATION, THE	17,647	5. CABACO, INC.	8,933
6. SCIENCE APPLICATIONS INTERNATI	10,314	6. WEST COAST CONTRACTORS OF NEVA	7,789
7. JASON ASSOCIATES CORPORATION	9,224	7. ARCATA ASSOCIATES INC	6,173
8. INTERSTATE ROCK PRODUCTS, INC	3,810	8. SIERRA NEVADA CORPORATION	3,835
9. QUEST INTELLIGENCE BUREAU LTD	3,321	9. WESLEY CORPORATION	3,506
10. SV ERDRUP	3,000	10. SEQUA CORPORATION	3,415

FEDERAL PROCUREMENT DATA SYSTEM
FEDERAL PROCUREMENT DOLLARS FOR NEW HAMPSHIRE
 Fiscal Year 1998 to Date

Population 1,172,709
 Per Capita Procurement 396

Total Procurement By Place of Performance 463,928
 Rank Per Capita 29 Last Year 29

TOP FIVE COUNTIES					
NAME OF COUNTY	CIVILIAN AGENCIES		DEPARTMENT OF DEFENSE		TOTAL (000)
	SMALL DIS- ADVANTAGED (000)	OTHER (000)	SMALL DIS- ADVANTAGED (000)	OTHER (000)	
1. HILLSBOROUGH	6,921	13,444	265	326,902	347,532
2. ROCKINGHAM	872	2,963	3,191	60,497	67,523
3. GRAFTON	0	11,315	566	22,211	34,092
4. STRAFFORD	0	1,747	206	2,818	4,771
5. MERRIMACK	669	1,415	193	1,249	3,526
TOP FIVE AGENCIES WITH PLACE OF PERFORMANCE IN THIS STATE (000)					
1. DEPARTMENT OF DEFENSE					423,073
2. GENERAL SERVICES ADMINISTRATION					12,998
3. NATIONAL AERONAUTICS AND SPACE ADMINISTRATION					11,112
4. DEPARTMENT OF VETERANS AFFAIRS					5,908
5. DEPARTMENT OF TRANSPORTATION					2,413
TOP FIVE CONTRACTING OFFICES LOCATED IN THIS STATE (000)					
NAVY, PORTSMOUTH NAVAL SHIPYARD, PORTSMOUTH					34,353
VA MEDICAL CENTER, MANCHESTER					4,052
ARMY, COLD REGIONS RESEARCH, HANOVER					2,197
ARMY, USPFO FOR NEW HAMPSHIRE, CONCORD					1,748
GSA, PUBLIC BUILDINGS SERVICE, MANCHESTER					1,057
TYPE OF PRODUCT OR SERVICE	SMALL BUSINESS (000)	LARGE BUSINESS (000)	STATE & LOCAL GOV'T (000)	NON- PROFIT & OTHER (000)	TOTAL (000)
CONSTRUCTION	11,181	8,990	0	0	20,171
R & D	24,839	127,575	1,370	1,174	154,958
SERVICES	12,657	35,435	495	5,070	53,657
SUPPLIES & EQUIPMENT	38,818	177,766	25	18,533	235,142
TOTAL	87,495	349,766	1,890	24,777	463,928
TOP CONTRACTORS PERFORMING IN THIS STATE					
CIVILIAN AGENCIES CONTRACTORS	DOLLARS (000)	DEPARTMENT OF DEFENSE CONTRACTORS		DOLLARS (000)	
1. K K P CORPORATION	6,637	1. LOCKHEED MARTIN CORPORATION		223,268	
2. CREARE INC	6,229	2. KOLLSMAN INC		48,666	
3. DIGITAL EQUIPMENT CORPORATION	3,914	3. HEWLETT-PACKARD COMPANY (INC)		25,822	
4. HARVEY CONSTRUCTION CORPORATIO	2,419	4. EL-OP U.S., INC		12,120	
5. CREARE INCORPORATED	1,524	5. INSIGHT TECHNOLOGY INC		9,632	
6. NEW HAMPSHIRE, STATE OF	1,439	6. DESIGN CONTEMPO INC		7,889	
7. IMAGE DATA	1,289	7. TIMKEN COMPANY, THE INC		7,477	
8. RMC RESEARCH CORPORATION	1,205	8. COMPAQ COMPUTER CORPORATION		6,182	
9. SEVENSON ENVIRONMENTAL SERVICE	959	9. LOCKHEED MARTIN CORPORATION		4,802	
10. SPARKLE CLEANING ASSOCIATES IN	936	10. SONETECH CORPORATION (INC)		4,044	

FEDERAL PROCUREMENT DATA SYSTEM
FEDERAL PROCUREMENT DOLLARS FOR NEW JERSEY
 Fiscal Year 1998 to Date

Population 8,052,849
 Per Capita Procurement 452

Total Procurement By Place of Performance 3,639,548
 Rank Per Capita 26 Last Year 26

TOP FIVE COUNTIES					
NAME OF COUNTY	CIVILIAN AGENCIES		DEPARTMENT OF DEFENSE		TOTAL (000)
	SMALL DIS- ADVANTAGED (000)	OTHER (000)	SMALL DIS- ADVANTAGED (000)	OTHER (000)	
1. BURLINGTON	2,752	21,955	31,011	879,624	935,342
2. MONMOUTH	2,611	10,148	64,239	434,463	511,461
3. BERGEN	2,196	197,300	8,135	197,413	405,044
4. MERCER	669	167,212	2,069	106,346	276,296
5. MIDDLESEX	986	151,698	1,841	48,113	202,638
TOP FIVE AGENCIES WITH PLACE OF PERFORMANCE IN THIS STATE (000)					
1. DEPARTMENT OF DEFENSE					2,668,357
2. DEPARTMENT OF TRANSPORTATION					250,191
3. DEPARTMENT OF ENERGY					135,356
4. NATIONAL AERONAUTICS AND SPACE ADMINISTRATION					114,734
5. SOCIAL SECURITY ADMINISTRATION					113,918
TOP FIVE CONTRACTING OFFICES LOCATED IN THIS STATE (000)					
ARMY, COMM-ELECTRONICS CMD (AB070), FORT MONMOUTH					3,767,585
ARMY, ARMAMENT R&D CENTER, PICATINNY ARSENAL					927,166
NAVY, NAVAL AIR WARFARE, LAKEHURST					283,196
TRANSPORTATION, FEDERAL AVIATION ADMIN, ATLANTIC CITY					131,029
ARMY, COMM-ELECTRONICS CMD (AB080), FORT MONMOUTH					57,405
TYPE OF PRODUCT OR SERVICE	SMALL BUSINESS (000)	LARGE BUSINESS (000)	STATE & LOCAL GOV'T (000)	NON- PROFIT & OTHER (000)	TOTAL (000)
CONSTRUCTION	91,924	205,355	0	355	297,634
R & D	47,589	317,643	3,918	70,549	439,699
SERVICES	453,250	1,166,928	2,002	53,713	1,675,893
SUPPLIES & EQUIPMENT	197,443	899,967	233	128,679	1,226,322
TOTAL	790,206	2,589,893	6,153	253,296	3,639,548
TOP CONTRACTORS PERFORMING IN THIS STATE					
CIVILIAN AGENCIES CONTRACTORS	DOLLARS (000)	DEPARTMENT OF DEFENSE CONTRACTORS		DOLLARS (000)	
1. UNISYS CORPORATION	112,682	1. LOCKHEED MARTIN CORPORATION	704,279		
2. RCA CORP	102,718	2. MIDSCO, INC	101,361		
3. LOCKHEED MARTIN CORPORATION	77,218	3. ITT INDUSTRIES, INC	93,575		
4. WARWICK & YORK, INC	67,213	4. GENERAL ELECTRIC COMPANY INC	88,519		
5. TBI BEHEER BV	61,191	5. COMPUTER SCIENCES CORPORATION	71,528		
6. INTERNATIONAL TECHNOLOGY CORPO	34,883	6. BAY SHIP MANAGEMENT, INC	61,230		
7. BAY SHIP MANAGEMENT, INC	30,868	7. CARLYLE GROUP, THE	58,125		
8. MARINE TRANSPORT LINES, INC	20,743	8. THE GENERAL ELECTRIC CO. PLC	54,134		
9. GALAXY SCIENTIFIC CORP	20,146	9. L-3 COMMUNICATIONS HOLDING, IN	53,530		
10. SIEMENS AKTIENGESSELLSCHAFT	20,060	10. CAMPBELL SOUP COMPANY INC	42,775		

FEDERAL PROCUREMENT DATA SYSTEM
FEDERAL PROCUREMENT DOLLARS FOR NEW MEXICO
 Fiscal Year 1998 to Date

Population 1,729,751
 Per Capita Procurement 2,143

Total Procurement By Place of Performance 3,706,787
 Rank Per Capita 3 Last Year 3

TOP FIVE COUNTIES					
NAME OF COUNTY	CIVILIAN AGENCIES		DEPARTMENT OF DEFENSE		TOTAL (000)
	SMALL DIS- ADVANTAGED (000)	OTHER (000)	SMALL DIS- ADVANTAGED (000)	OTHER (000)	
1. BERNALILLO	54,619	1,531,737	53,465	224,524	1,864,345
2. LOS ALAMOS	761	1,326,943	3,479	679	1,331,862
3. DONA ANA	1,262	50,739	39,822	89,381	181,204
4. EDDY	1,051	93,462	0	3,152	97,665
5. OTERO	75	2,425	17,179	58,246	77,925
TOP FIVE AGENCIES WITH PLACE OF PERFORMANCE IN THIS STATE (000)					
1. DEPARTMENT OF ENERGY					2,880,295
2. DEPARTMENT OF DEFENSE					559,198
3. GENERAL SERVICES ADMINISTRATION					53,367
4. NATIONAL AERONAUTICS AND SPACE ADMINISTRATION					50,809
5. DEPARTMENT OF HEALTH AND HUMAN SERVICES					47,596
TOP FIVE CONTRACTING OFFICES LOCATED IN THIS STATE (000)					
ENERGY, ALBUQUERQUE OPERATIONS OFFICE					3,574,073
USAF, PL/PKR R&D CONTRACTS SUP, KIRTLAND AFB					217,158
USAF, PL/PKR R&D CONTRACTS, KIRTLAND AFB					192,516
ARMY, WHITE SANDS MISSILE RANGE					99,812
USAF, PL/PKO OPERATIONAL CONTRACTING, KIRTLAND AFB					40,568
TYPE OF PRODUCT OR SERVICE	SMALL BUSINESS (000)	LARGE BUSINESS (000)	STATE & LOCAL GOV'T (000)	NON- PROFIT & OTHER (000)	TOTAL (000)
CONSTRUCTION	139,919	73,712	412	1,171	215,214
R & D	74,094	83,799	4,640	10,283	172,816
SERVICES	145,217	1,677,585	1,342,647	35,763	3,201,212
SUPPLIES & EQUIPMENT	67,780	38,435	361	10,969	117,545
TOTAL	427,010	1,873,531	1,348,060	58,186	3,706,787
TOP CONTRACTORS PERFORMING IN THIS STATE					
CIVILIAN AGENCIES CONTRACTORS	DOLLARS (000)	DEPARTMENT OF DEFENSE CONTRACTORS	DOLLARS (000)		
1. LOCKHEED MARTIN CORPORATION	1,358,012	1. NEWTECH INC	38,757		
2. UNIVERSITY OF CALIFORNIA	1,326,266	2. HONEYWELL INC	28,768		
3. WESTINGHOUSE ELECTRIC CORPORAT	87,682	3. LOCKHEED MARTIN CORPORATION	28,548		
4. ALLIEDSIGNAL INC	44,109	4. APPLIED RESEARCH ASSOCIATES, I	16,504		
5. MORRISON-KNUDSEN COMPANY, INC	35,903	5. TRW INC	15,387		
6. TBI BEHEER BV	19,636	6. LAGUNA INDUSTRIES INC	14,285		
7. MCBRIDE AND ASSOCIATES, INC	12,520	7. MCBRIDE AND ASSOCIATES, INC	12,881		
8. PIERCE ENTERPRISES, INC	9,832	8. HOUSE, K L CONSTRUCTION COMPAN	12,376		
9. SCIENCE APPLICATIONS INTERNATI	9,250	9. DYNCORP	11,138		
10. WACKENHUT CORPORATION, THE	8,920	10. WESTAR CORPORATION	11,095		

FEDERAL PROCUREMENT DATA SYSTEM
FEDERAL PROCUREMENT DOLLARS FOR NEW YORK
 Fiscal Year 1998 to Date

Population 18,137,226
 Per Capita Procurement 278

Total Procurement By Place of Performance 5,049,256
 Rank Per Capita 40 Last Year 39

TOP FIVE COUNTIES					
NAME OF COUNTY	CIVILIAN AGENCIES		DEPARTMENT OF DEFENSE		TOTAL (000)
	SMALL DIS- ADVANTAGED (000)	OTHER (000)	SMALL DIS- ADVANTAGED (000)	OTHER (000)	
1. SUFFOLK	6,703	464,593	15,491	248,339	735,126
2. NASSAU	6,683	98,785	1,452	611,970	718,890
3. NEW YORK	593	631,739	2,180	59,892	694,404
4. BRONX	26,838	340,611	4,477	299,192	671,118
5. SCHENECTADY	0	63,188	687	253,043	316,918
TOP FIVE AGENCIES WITH PLACE OF PERFORMANCE IN THIS STATE (000)					
1. DEPARTMENT OF DEFENSE					3,038,957
2. DEPARTMENT OF THE TREASURY					486,980
3. DEPARTMENT OF ENERGY					467,832
4. TENNESSEE VALLEY AUTHORITY					225,739
5. GENERAL SERVICES ADMINISTRATION					214,560
TOP FIVE CONTRACTING OFFICES LOCATED IN THIS STATE (000)					
GSA, PUBLIC BUILDINGS SERVICE, NEW YORK					145,500
ARMY, ENGINEER DISTRICT (CIVIL), NEW YORK					141,474
USAF, RL/PKRD COMM & INFO SCIENCE, GRIFFISS AFB					120,878
ARMY, ENGINEER DISTRICT, NEW YORK					102,466
USAF, RL/PKRZ SURVEILLANCE RELIA SEC, GRIFFISS AFB					96,289
TYPE OF PRODUCT OR SERVICE	SMALL BUSINESS (000)	LARGE BUSINESS (000)	STATE & LOCAL GOV'T (000)	NON- PROFIT & OTHER (000)	TOTAL (000)
CONSTRUCTION	160,192	129,655	0	0	289,847
R & D	76,795	418,124	4,857	49,167	548,943
SERVICES	353,992	1,212,404	28,775	568,616	2,163,787
SUPPLIES & EQUIPMENT	366,372	1,580,875	486	98,946	2,046,679
TOTAL	957,351	3,341,058	34,118	716,729	5,049,256
TOP CONTRACTORS PERFORMING IN THIS STATE					
CIVILIAN AGENCIES CONTRACTORS	DOLLARS (000)	DEPARTMENT OF DEFENSE CONTRACTORS		DOLLARS (000)	
1. BROOKHAVEN SCIENCE ASSOC LLC	372,630	1. LOCKHEED MARTIN CORPORATION	802,356		
2. CARTER, WADE	179,900	2. NORTHROP GRUMMAN CORPORATION	452,109		
3. MORGAN, J P & COMPANY INCORPOR	148,087	3. PHILIP MORRIS COMPANIES INC	94,364		
4. ASSOCIATED UNIVERSITIES INC	139,851	4. YOUNG & RUBICAM INC	90,255		
5. ARON, J & COMPANY	136,144	5. TOWER AIR INC	83,414		
6. GOLDMAN SACHS GROUP, L P, THE	105,072	6. CBS CORPORATION	72,160		
7. GOVERNMENT OF THE UNITED STATE	61,079	7. MCI COMMUNICATIONS CORPORATION	61,588		
8. OMI CORP	36,783	8. BAYLEY SETON HOSPITAL	54,088		
9. TBI BEHEER BV	33,023	9. OMNICOM GROUP INC	52,254		
10. MITSUI & CO. LTD.	32,800	10. HARRIS CORPORATION	52,204		

FEDERAL PROCUREMENT DATA SYSTEM
FEDERAL PROCUREMENT DOLLARS FOR NORTH CAROLINA
 Fiscal Year 1998 to Date

Population 7,425,183
 Per Capita Procurement 238

Total Procurement By Place of Performance 1,765,526
 Rank Per Capita 45 Last Year 44

TOP FIVE COUNTIES					
NAME OF COUNTY	CIVILIAN AGENCIES		DEPARTMENT OF DEFENSE		TOTAL (000)
	SMALL DIS- ADVANTAGED (000)	OTHER (000)	SMALL DIS- ADVANTAGED (000)	OTHER (000)	
1. DURHAM	23,332	363,778	1,323	27,238	415,671
2. CUMBERLAND	1,356	4,119	20,148	228,434	254,057
3. GUILFORD	474	35,802	7,706	124,241	168,223
4. ONSLOW	382	805	19,191	104,918	125,296
5. MECKLENBURG	1,602	27,996	904	93,200	123,702
TOP FIVE AGENCIES WITH PLACE OF PERFORMANCE IN THIS STATE (000)					
1. DEPARTMENT OF DEFENSE					991,865
2. DEPARTMENT OF HEALTH AND HUMAN SERVICES					170,287
3. ENVIRONMENTAL PROTECTION AGENCY					146,933
4. GENERAL SERVICES ADMINISTRATION					138,014
5. DEPARTMENT OF VETERANS AFFAIRS					100,087
TOP FIVE CONTRACTING OFFICES LOCATED IN THIS STATE (000)					
US ENVIRONMENTAL PROTECTION AGENCY, TRIANGLE RESEARCH PARK					145,276
ARMY, DIRECTORATE OF CONTRACTING, FORT BRAGG					119,733
HHS, NATIONAL INSTITUTES FOR HEALTH, RESEARCH TRIANGLE PARK					86,592
TRANSPORTATION, COAST GUARD, ELIZABETH CITY					70,954
ARMY, ENGINEER DISTRICT (CIVIL), WILMINGTON					70,309
TYPE OF PRODUCT OR SERVICE	SMALL BUSINESS (000)	LARGE BUSINESS (000)	STATE & LOCAL GOV'T (000)	NON- PROFIT & OTHER (000)	TOTAL (000)
CONSTRUCTION	221,495	217,494	0	0	438,989
R & D	21,842	32,566	11,373	104,801	170,582
SERVICES	173,659	378,913	18,119	90,932	661,623
SUPPLIES & EQUIPMENT	114,951	350,348	224	28,809	494,332
TOTAL	531,947	979,321	29,716	224,542	1,765,526
TOP CONTRACTORS PERFORMING IN THIS STATE					
CIVILIAN AGENCIES CONTRACTORS	DOLLARS (000)	DEPARTMENT OF DEFENSE CONTRACTORS	DOLLARS (000)		
1. RESEARCH TRIANGLE INSTITUTE IN	92,718	1. LUCENT TECHNOLOGIES INC	99,866		
2. CLARK ENTERPRISES, INC	85,083	2. DUKE ENERGY CORP	51,130		
3. BINDLEY WESTERN INDUSTRIES INC	52,252	3. BINDLEY WESTERN INDUSTRIES INC	34,428		
4. LOCKHEED MARTIN CORPORATION	47,035	4. CAROLINA POWER & LIGHT COMPANY	30,655		
5. UNIVERSITY OF NORTH CAROLINA A	25,497	5. T L T CONSTRUCTION CORP	24,335		
6. OAO CORPORATION	19,071	6. DESCON CONSTRUCTION INC	23,727		
7. DUKE UNIVERSITY (INC)	18,037	7. GTE CORPORATION	22,532		
8. BRISTOL-MYERS SQUIBB HOLDING G	15,372	8. FHC HEALTH SYSTEMS, INC.	19,786		
9. EASTERN BAND OF THE CHEROKEE I	15,068	9. MICHELIN (COMPAGNIE GENERALE D	15,821		
10. UNIVERSITY OF NORTH CAROLINA A	13,652	10. GENERAL DYNAMICS	14,574		

FEDERAL PROCUREMENT DATA SYSTEM
FEDERAL PROCUREMENT DOLLARS FOR NORTH DAKOTA
 Fiscal Year 1998 to Date

Population 640,883
 Per Capita Procurement 355

Total Procurement By Place of Performance 227,523
 Rank Per Capita 34 Last Year 33

TOP FIVE COUNTIES					
NAME OF COUNTY	CIVILIAN AGENCIES		DEPARTMENT OF DEFENSE		TOTAL (000)
	SMALL DIS- ADVANTAGED (000)	OTHER (000)	SMALL DIS- ADVANTAGED (000)	OTHER (000)	
1. GRAND FORKS	1,402	5,254	12,582	43,242	62,480
2. WARD	38	6,074	5,142	41,530	52,784
3. ROLETTE	27,619	7,120	860	0	35,599
4. RAMSEY	54	3,980	46	17,247	21,327
5. CASS	434	6,361	306	2,877	9,978

TOP FIVE AGENCIES WITH PLACE OF PERFORMANCE IN THIS STATE (000)	
1. DEPARTMENT OF DEFENSE	139,835
2. DEPARTMENT OF JUSTICE	26,989
3. DEPARTMENT OF HEALTH AND HUMAN SERVICES	18,611
4. DEPARTMENT OF AGRICULTURE	8,073
5. GENERAL SERVICES ADMINISTRATION	6,985

TOP FIVE CONTRACTING OFFICES LOCATED IN THIS STATE (000)	
USAF, 319 CONS/LGC, GRAND FORKS AFB	35,901
USAF, 5 CONS/CC, MINOT	27,229
VA MEDICAL/RO, FARGO	4,488
ARMY, USPFO FOR NORTH DAKOTA, BISMARCK	502
GSA, PUBLIC BUILDINGS SERVICE, FARGO	340

TYPE OF PRODUCT OR SERVICE	SMALL BUSINESS (000)	LARGE BUSINESS (000)	STATE & LOCAL GOV'T (000)	NON- PROFIT & OTHER (000)	TOTAL (000)
CONSTRUCTION	66,833	39,487	0	0	106,320
R & D	636	0	391	120	1,147
SERVICES	56,476	13,841	14,639	8,365	93,321
SUPPLIES & EQUIPMENT	20,790	5,794	55	96	26,735
TOTAL	144,735	59,122	15,085	8,581	227,523

TOP CONTRACTORS PERFORMING IN THIS STATE			
CIVILIAN AGENCIES CONTRACTORS	DOLLARS (000)	DEPARTMENT OF DEFENSE CONTRACTORS	DOLLARS (000)
1. TURTLE MOUNTAIN BAND OF CHIPPE	30,468	1. AECOM TECHNOLOGY CORPORATION	14,318
2. SPIRIT LAKE TRIBE (INC)	6,356	2. ATHERTON CONSTRUCTION, INC	13,473
3. MINACT, INC	5,077	3. PARK CONSTRUCTION COMPANY INC	9,727
4. BRINK ELECTRIC CONSTRUCTION CO	3,883	4. PETERSON CONSTRUCTION COMPANY	8,985
5. MEDICAL DOCTOR ASSOCIATES INC	3,668	5. DUBOIS & SONS MASONRY INC	5,739
6. UNITED TRIBES TECHNICAL COLLEG	2,489	6. DEVILS LAKE SIOUX TRIBE INC	5,429
7. TRENTON INDIAN SERVICE AREA IN	2,278	7. WANZEK CONSTRUCTION INC	4,765
8. DAKOTA GROWERS PASTA COMPANY (2,237	8. MACKLEY CONSTRUCTION CO INC	4,519
9. THREE AFFILIATED TRIBES	1,954	9. WHEELER CONTRACTING, INC	4,151
10. DIVERSIFIED CONTRACTORS, INC	1,894	10. NODAK ELECTRIC COOPERATIVE INC	3,661

FEDERAL PROCUREMENT DATA SYSTEM
FEDERAL PROCUREMENT DOLLARS FOR OHIO
 Fiscal Year 1998 to Date

Population 11,186,331
 Per Capita Procurement 346

Total Procurement By Place of Performance 3,868,807
 Rank Per Capita 35 Last Year 28

TOP FIVE COUNTIES					
NAME OF COUNTY	CIVILIAN AGENCIES		DEPARTMENT OF DEFENSE		TOTAL (000)
	SMALL DIS- ADVANTAGED (000)	OTHER (000)	SMALL DIS- ADVANTAGED (000)	OTHER (000)	
1. HAMILTON	10,026	417,888	581	725,411	1,153,906
2. GREENE	9,734	48,177	125,554	667,513	850,978
3. CUYAHOGA	65,406	201,313	4,566	134,813	406,098
4. FAIRFIELD	1,664	86,227	12,030	148,490	248,411
5. PIKE	0	190,497	0	135	190,632
TOP FIVE AGENCIES WITH PLACE OF PERFORMANCE IN THIS STATE (000)					
1. DEPARTMENT OF DEFENSE					2,469,406
2. DEPARTMENT OF ENERGY					558,566
3. NATIONAL AERONAUTICS AND SPACE ADMINISTRATION					290,692
4. GENERAL SERVICES ADMINISTRATION					216,707
5. DEPARTMENT OF VETERANS AFFAIRS					102,358
TOP FIVE CONTRACTING OFFICES LOCATED IN THIS STATE (000)					
USAF, ASC/YCK, WRIGHT PATTERSON AFB					2,190,021
USAF, HQ AFMC/PKAA, WRIGHT PATTERSON AFB					2,062,734
USAF, ASC/YFK, WRIGHT PATTERSON AFB					1,768,639
USAF, ASC/GR, WRIGHT PATTERSON AFB					799,782
USAF, ASC/YZKB, WRIGHT PATTERSON AFB					490,876
TYPE OF PRODUCT OR SERVICE	SMALL BUSINESS (000)	LARGE BUSINESS (000)	STATE & LOCAL GOV'T (000)	NON- PROFIT & OTHER (000)	TOTAL (000)
CONSTRUCTION	150,949	81,139	0	235	232,323
R & D	114,788	372,573	5,658	109,412	602,431
SERVICES	344,986	1,054,638	10,046	202,643	1,612,313
SUPPLIES & EQUIPMENT	301,177	1,034,086	297	86,180	1,421,740
TOTAL	911,900	2,542,436	16,001	398,470	3,868,807
TOP CONTRACTORS PERFORMING IN THIS STATE					
CIVILIAN AGENCIES CONTRACTORS	DOLLARS (000)	DEPARTMENT OF DEFENSE CONTRACTORS		DOLLARS (000)	
1. FLUOR CORPORATION	251,079	1. GENERAL ELECTRIC COMPANY INC	389,174		
2. OHIO VALLEY ELECTRIC CORPORATI	190,301	2. PROCTER & GAMBLE COMPANY, THE	217,421		
3. CHRYSLER CORPORATION	127,423	3. SCIENCE APPLICATIONS INTERNATI	154,441		
4. TBI BEHEER BV	103,016	4. BOEING COMPANY, THE INC	94,537		
5. MCDERMOTT INTERNATIONAL INC	92,138	5. LOCKHEED MARTIN TACTICAL SYSTE	89,217		
6. BATTELLE MEMORIAL INSTITUTE IN	49,019	6. O'GARA-HESS & EISENHARDT ARMOR	61,624		
7. CORTEZ III SERVICE CORPORATION	21,568	7. BATTELLE MEMORIAL INSTITUTE IN	58,702		
8. THE GENERAL ELECTRIC CO. PLC	20,682	8. GOODYEAR TIRE & RUBBER COMPANY	57,722		
9. ANALEX CORP	18,448	9. CFM INTERNATIONAL INC	39,628		
10. ENVIRONMENTAL QUALITY MANAGEME	18,079	10. MODERN TECHNOLOGIES CORP	27,920		

FEDERAL PROCUREMENT DATA SYSTEM
FEDERAL PROCUREMENT DOLLARS FOR OKLAHOMA
 Fiscal Year 1998 to Date

Population 3,317,091
 Per Capita Procurement 377

Total Procurement By Place of Performance 1,251,057
 Rank Per Capita 33 Last Year 32

TOP FIVE COUNTIES					
NAME OF COUNTY	CIVILIAN AGENCIES		DEPARTMENT OF DEFENSE		TOTAL (000)
	SMALL DIS- ADVANTAGED (000)	OTHER (000)	SMALL DIS- ADVANTAGED (000)	OTHER (000)	
1. OKLAHOMA	1,453	4,619	24,841	303,563	334,476
2. CANADIAN	27,223	122,068	5,936	179,013	334,240
3. COMANCHE	4,335	5,544	24,912	80,499	115,290
4. OSAGE	4,361	46,085	6,808	31,094	88,348
5. KAY	0	1,681	0	61,534	63,215

TOP FIVE AGENCIES WITH PLACE OF PERFORMANCE IN THIS STATE (000)	
1. DEPARTMENT OF DEFENSE	926,457
2. DEPARTMENT OF TRANSPORTATION	126,927
3. GENERAL SERVICES ADMINISTRATION	35,244
4. DEPARTMENT OF HEALTH AND HUMAN SERVICES	30,328
5. DEPARTMENT OF ENERGY	26,074

TOP FIVE CONTRACTING OFFICES LOCATED IN THIS STATE (000)	
USAF, OC-ALC/LKD, TINKER AFB	500,226
USAF, OC-ALO/LIDIG, TINKER AFB	417,138
USAF, OC-ALC/LAD, TINKER AFB	414,666
USAF, OC-ALC/LPO, TINKER AFB	353,198
TRANSPORTATION, FEDERAL AVIATION ADMIN, OKLAHOMA CITY	256,457

TYPE OF PRODUCT OR SERVICE	SMALL BUSINESS (000)	LARGE BUSINESS (000)	STATE & LOCAL GOV'T (000)	NON- PROFIT & OTHER (000)	TOTAL (000)
CONSTRUCTION	127,021	43,379	0	0	170,400
R & D	6,001	16,095	1,609	746	24,451
SERVICES	145,522	600,118	55,169	26,661	827,470
SUPPLIES & EQUIPMENT	102,436	126,221	74	5	228,736
TOTAL	380,980	785,813	56,852	27,412	1,251,057

TOP CONTRACTORS PERFORMING IN THIS STATE			
CIVILIAN AGENCIES CONTRACTORS	DOLLARS (000)	DEPARTMENT OF DEFENSE CONTRACTORS	DOLLARS (000)
1. BDM FEDERAL, INC	19,563	1. BOEING COMPANY, THE INC	162,669
2. MUSCOGEE CREEK NATION	18,408	2. CARLYLE GROUP, THE	100,276
3. ROBINSON-VAN VUREN ASSOCIATES	17,143	3. RAYTHEON COMPANY INC	76,817
4. OKLAHOMA CITY, CITY OF (INC)	15,247	4. DU PONT, E. I. DE NEMOURS AND	63,143
5. MANAGEMENT ASSISTANCE CORP OF	15,221	5. NORTHROP GRUMMAN CORPORATION	52,980
6. RES-CARE INC	10,318	6. GARY-WILLIAMS COMPANY, THE	28,396
7. DATACOM SCIENCES INC	8,669	7. TELOS CORPORATION (MARYLAND)	19,364
8. FOUR WINDS SERVICES INC	6,316	8. MCMASTER CONSTRUCTION INC	17,829
9. OKLAHOMA STATE UNIVERSITY INC	6,212	9. G W HASTINGS CONSTRUCTION COMP	15,829
10. RAYTHEON COMPANY INC	5,811	10. SEQUA CORPORATION	15,652

FEDERAL PROCUREMENT DATA SYSTEM
FEDERAL PROCUREMENT DOLLARS FOR OREGON
 Fiscal Year 1998 to Date

Population 3,243,487
 Per Capita Procurement 182

Total Procurement By Place of Performance 590,836
 Rank Per Capita 49 Last Year 51

TOP FIVE COUNTIES					
NAME OF COUNTY	CIVILIAN AGENCIES		DEPARTMENT OF DEFENSE		TOTAL (000)
	SMALL DIS- ADVANTAGED (000)	OTHER (000)	SMALL DIS- ADVANTAGED (000)	OTHER (000)	
1. CLACKAMAS	7,934	84,019	4,001	100,812	196,766
2. UMATILLA	806	14,873	787	102,092	118,558
3. MARION	2,626	30,682	147	2,738	36,193
4. WASHINGTON	721	14,387	2,050	16,823	33,981
5. MULTNOMAH	263	7,827	155	16,916	25,161
TOP FIVE AGENCIES WITH PLACE OF PERFORMANCE IN THIS STATE (000)					
1. DEPARTMENT OF DEFENSE					288,842
2. DEPARTMENT OF AGRICULTURE					83,672
3. DEPARTMENT OF THE INTERIOR					54,312
4. GENERAL SERVICES ADMINISTRATION					52,193
5. DEPARTMENT OF HEALTH AND HUMAN SERVICES					25,185
TOP FIVE CONTRACTING OFFICES LOCATED IN THIS STATE (000)					
ARMY, ENGINEER DISTRICT (CIVIL), PORTLAND					90,703
HHS, PUBLIC HEALTH SERVICE, PORTLAND					76,533
INTERIOR, BUREAU OF LAND MANAGEMENT, PORTLAND					36,604
INTERIOR, US FISH & WILDLIFE SVC, PORTLAND					31,837
VA MEDICAL CENTER, PORTLAND					13,949
TYPE OF PRODUCT OR SERVICE	SMALL BUSINESS (000)	LARGE BUSINESS (000)	STATE & LOCAL GOV'T (000)	NON- PROFIT & OTHER (000)	TOTAL (000)
CONSTRUCTION	76,481	124,560	42	6,243	207,326
R & D	9,775	1,847	2,313	2,548	16,483
SERVICES	81,795	63,538	23,869	10,902	180,104
SUPPLIES & EQUIPMENT	49,760	132,791	1,333	3,039	186,923
TOTAL	217,811	322,736	27,557	22,732	590,836
TOP CONTRACTORS PERFORMING IN THIS STATE					
CIVILIAN AGENCIES CONTRACTORS	DOLLARS (000)	DEPARTMENT OF DEFENSE CONTRACTORS	DOLLARS (000)		
1. UNISOURCE WORLDWIDE, INC	23,893	1. RAYTHEON COMPANY INC	100,833		
2. MARUBENI CORPORATION	13,507	2. DAIMLER-BENZ AG	58,913		
3. MANAGEMENT AND TRAINING CORPOR	11,717	3. FLETCHER CHALLENGE LIMITED	11,452		
4. GRAYBACK FORESTRY CONTRACTING	9,436	4. PLANAR SYSTEMS INC	6,456		
5. MARZER VENTURE	5,904	5. PORT OF PORTLAND INC	6,243		
6. PROTOCOL SYSTEMS INC	5,836	6. FLIR SYSTEMS INC	4,134		
7. CONFEDERATED TRIBES OF WARM SP	5,782	7. TEKTRONIX INC	4,101		
8. UMATILLA TRIBE	5,202	8. TIDEWATER HOLDINGS, INC	4,060		
9. WEEKLY BROTHERS INC	4,850	9. GENERAL CONSTRUCTION COMPANY	3,239		
10. DYNAMAC INTERNATIONAL, INC	4,797	10. ENVIRONMENTAL CONTAINER SYSTEM	3,221		

FEDERAL PROCUREMENT DATA SYSTEM
FEDERAL PROCUREMENT DOLLARS FOR PENNSYLVANIA
 Fiscal Year 1998 to Date

Population 12,019,661
 Per Capita Procurement 379

Total Procurement By Place of Performance 4,555,066
 Rank Per Capita 32 Last Year 27

TOP FIVE COUNTIES					
NAME OF COUNTY	CIVILIAN AGENCIES		DEPARTMENT OF DEFENSE		TOTAL (000)
	SMALL DIS- ADVANTAGED (000)	OTHER (000)	SMALL DIS- ADVANTAGED (000)	OTHER (000)	
1. ALLEGHENY	16,161	320,844	8,802	865,894	1,211,701
2. PHILADELPHIA	20,953	208,911	21,646	517,188	768,698
3. MONTGOMERY	2,703	128,353	8,541	400,157	539,754
4. YORK	700	20,079	1,170	347,039	368,988
5. DELAWARE	3,652	14,238	425	134,082	152,397
TOP FIVE AGENCIES WITH PLACE OF PERFORMANCE IN THIS STATE (000)					
1. DEPARTMENT OF DEFENSE					3,310,991
2. GENERAL SERVICES ADMINISTRATION					226,507
3. DEPARTMENT OF ENERGY					208,802
4. TENNESSEE VALLEY AUTHORITY					107,899
5. DEPARTMENT OF VETERANS AFFAIRS					104,998
TOP FIVE CONTRACTING OFFICES LOCATED IN THIS STATE (000)					
NAVY, FLEET & SUPPLY CENTER, PHILADELPHIA					863,436
DOD, DEFENSE LOGISTICS AGENCY (CLOTH & TEXTILE), PHILADELPHIA					716,074
DOD, DEFENSE LOGISTICS AGENCY (MEDICAL), PHILADELPHIA					666,725
DOD, DEFENSE LOGISTICS AGENCY (SUBSISTENCE), PHILADELPHIA					519,577
NAVY, NAVAL AVIATION SUPPLY OFFICE, PHILADELPHIA					309,956
TYPE OF PRODUCT OR SERVICE	SMALL BUSINESS (000)	LARGE BUSINESS (000)	STATE & LOCAL GOV'T (000)	NON- PROFIT & OTHER (000)	TOTAL (000)
CONSTRUCTION	97,008	120,108	0	2,330	219,446
R & D	81,211	335,542	4,832	207,150	628,735
SERVICES	361,004	1,385,278	9,285	42,886	1,798,453
SUPPLIES & EQUIPMENT	334,041	1,439,757	541	134,093	1,908,432
TOTAL	873,264	3,280,685	14,658	386,459	4,555,066
TOP CONTRACTORS PERFORMING IN THIS STATE					
CIVILIAN AGENCIES CONTRACTORS	DOLLARS (000)	DEPARTMENT OF DEFENSE CONTRACTORS		DOLLARS (000)	
1. CBS CORPORATION	148,466	1. CBS CORPORATION	475,939		
2. RENAULT	94,400	2. HIGHMARK, INC	314,998		
3. US INVESTIGATION SERVICES INC	75,329	3. CARLYLE GROUP, THE	310,182		
4. DIVERSIFIED PHARMACEUTICAL	50,000	4. LOCKHEED MARTIN CORPORATION	209,299		
5. WARWICK & YORK, INC	26,985	5. BOEING SIKORSKY COMANCHE TEAM	197,201		
6. REED INTERNATIONAL PLC	24,999	6. BOEING COMPANY, THE INC	140,411		
7. KURZ, CHAS & CO INC	24,964	7. COMPUTER SCIENCES CORPORATION	98,400		
8. GENERAL ELECTRIC COMPANY INC	24,818	8. CONCURRENT TECHNOLOGIES CORPOR	81,887		
9. MANAGEMENT AND TRAINING CORPOR	23,461	9. SUN COMPANY, INC	77,538		
10. AMERISOURCE HEALTH CORPORATION	22,791	10. BINDLEY WESTERN INDUSTRIES INC	66,592		

FEDERAL PROCUREMENT DATA SYSTEM
FEDERAL PROCUREMENT DOLLARS FOR RHODE ISLAND
 Fiscal Year 1998 to Date

Population 987,429
 Per Capita Procurement 260

Total Procurement By Place of Performance 256,301
 Rank Per Capita 42 Last Year 35

TOP FIVE COUNTIES					
NAME OF COUNTY	CIVILIAN AGENCIES		DEPARTMENT OF DEFENSE		TOTAL (000)
	SMALL DIS- ADVANTAGED (000)	OTHER (000)	SMALL DIS- ADVANTAGED (000)	OTHER (000)	
1. NEWPORT	33	6,423	16,585	165,025	188,066
2. PROVIDENCE	678	26,335	412	7,967	35,392
3. WASHINGTON	2,465	3,789	2,651	19,041	27,946
4. KENT	0	2,278	0	1,842	4,120
5. BRISTOL	0	0	25	752	777

TOP FIVE AGENCIES WITH PLACE OF PERFORMANCE IN THIS STATE (000)	
1. DEPARTMENT OF DEFENSE	214,300
2. DEPARTMENT OF HEALTH AND HUMAN SERVICES	7,615
3. DEPARTMENT OF VETERANS AFFAIRS	6,958
4. DEPARTMENT OF THE TREASURY	6,135
5. GENERAL SERVICES ADMINISTRATION	5,701

TOP FIVE CONTRACTING OFFICES LOCATED IN THIS STATE (000)	
NAVY, NAVAL UNDERSEA WARFARE CENTER, NAVAL USC	254,700
TRANSPORTATION, COAST GUARD, WARWICK	18,981
VA MEDICAL CENTER, PROVIDENCE	9,406
ARMY, USPFO FOR RHODE ISLAND, PROVIDENCE	1,643

TYPE OF PRODUCT OR SERVICE	SMALL BUSINESS (000)	LARGE BUSINESS (000)	STATE & LOCAL GOV'T (000)	NON- PROFIT & OTHER (000)	TOTAL (000)
CONSTRUCTION	20,197	21,193	0	0	41,390
R & D	6,069	19,017	1,062	4,273	30,421
SERVICES	53,890	61,973	2,917	3,191	121,971
SUPPLIES & EQUIPMENT	12,858	48,728	23	910	62,519
TOTAL	93,014	150,911	4,002	8,374	256,301

TOP CONTRACTORS PERFORMING IN THIS STATE			
CIVILIAN AGENCIES CONTRACTORS	DOLLARS (000)	DEPARTMENT OF DEFENSE CONTRACTORS	DOLLARS (000)
1. SCIENCE APPLICATIONS INTERNATI	3,973	1. RAYTHEON COMPANY INC	56,191
2. COOKSON GROUP PLC	3,523	2. FOSTER WHEELER CORPORATION	11,912
3. MEMORIAL HOSPITAL, THE INC	3,000	3. ANALYSIS & TECHNOLOGY, INC.	10,739
4. REYNOLDS METALS COMPANY INC	2,700	4. SYSTEMS ENGINEERING ASSOCIATES	9,983
5. BROWN UNIVERSITY IN PROVIDENCE	1,812	5. AQUIDNECK MANAGEMENT ASSOCIATE	9,643
6. WAMPANOAG TRIBE OF GAY HEAD AQ	1,632	6. NORTHROP GRUMMAN CORPORATION	6,700
7. AMERICAN SHIPYARD CORP	1,289	7. MCLAUGHLIN RESEARCH CORP	6,077
8. TECHNOLOGY PLANNING AND MANAGE	1,210	8. TTS JOINT VENTURE	6,000
9. RHODE ISLAND, STATE OF AND PRO	1,195	9. HANDFORD GENERAL CONTRACTORS,,	3,445
10. CEIMIC CORPORATION	1,174	10. MARON CONSTRUCTION CO., INC.	3,396

FEDERAL PROCUREMENT DATA SYSTEM
FEDERAL PROCUREMENT DOLLARS FOR SOUTH CAROLINA
 Fiscal Year 1998 to Date

Population 3,760,181
 Per Capita Procurement 630

Total Procurement By Place of Performance 2,369,923
 Rank Per Capita 20 Last Year 19

TOP FIVE COUNTIES					
NAME OF COUNTY	CIVILIAN AGENCIES		DEPARTMENT OF DEFENSE		TOTAL (000)
	SMALL DIS-ADVANTAGED (000)	OTHER (000)	SMALL DIS-ADVANTAGED (000)	OTHER (000)	
1. AIKEN	2,550	1,304,513	0	2,783	1,309,846
2. CHARLESTON	2,959	16,903	51,798	275,585	347,245
3. GREENVILLE	4	24,281	114	253,317	277,716
4. RICHLAND	3,767	19,233	4,309	120,430	147,739
5. BEAUFORT	0	5,387	469	55,348	61,204

TOP FIVE AGENCIES WITH PLACE OF PERFORMANCE IN THIS STATE (000)	
1. DEPARTMENT OF ENERGY	1,304,834
2. DEPARTMENT OF DEFENSE	949,471
3. DEPARTMENT OF JUSTICE	23,143
4. GENERAL SERVICES ADMINISTRATION	17,326
5. DEPARTMENT OF VETERANS AFFAIRS	15,276

TOP FIVE CONTRACTING OFFICES LOCATED IN THIS STATE (000)	
ENERGY, SAVANNAH RIVER OPERATIONS OFFICE, AIKEN	1,315,541
NAVY, NAVAL FACILITIES ENGINEERING CMD, CHARLESTON	555,232
NAVY, NAVAL COMMAND CONTROL (D910B), CHARLESTON	550,083
NAVY, NAVAL COMMAND CONTROL (D910A), CHARLESTON	60,368
ARMY, TRAINING CENTER, FORT JACKSON	42,694

TYPE OF PRODUCT OR SERVICE	SMALL BUSINESS (000)	LARGE BUSINESS (000)	STATE & LOCAL GOV'T (000)	NON-PROFIT & OTHER (000)	TOTAL (000)
CONSTRUCTION	82,966	102,992	0	0	185,958
R & D	2,112	0	1,296	11,537	14,945
SERVICES	144,355	1,754,464	7,317	47,717	1,953,853
SUPPLIES & EQUIPMENT	47,576	151,306	137	16,148	215,167
TOTAL	277,009	2,008,762	8,750	75,402	2,369,923

TOP CONTRACTORS PERFORMING IN THIS STATE			
CIVILIAN AGENCIES CONTRACTORS	DOLLARS (000)	DEPARTMENT OF DEFENSE CONTRACTORS	DOLLARS (000)
1. WESTINGHOUSE ELECTRIC CORPORAT	1,235,484	1. LOCKHEED MARTIN CORPORATION	232,931
2. WACKENHUT CORPORATION, THE	56,828	2. ALLIEDSIGNAL INC	60,393
3. ALLIEDSIGNAL INC	9,752	3. MILCOM SYSTEMS CORPORATION	52,051
4. DELTA WOODSIDE INDUSTRIES INC	9,732	4. UNAKA COMPANY, INCORPORATED	39,780
5. CHEM-NUCLEAR SYSTEMS LLC	5,990	5. SOCIETE HERSTALIENNE POUR LA F	31,854
6. EXODYNE, INC	4,916	6. PYA/MONARCH INC	19,528
7. C M C, INC.	4,350	7. SALIENT 3 COMMUNICATIONS INC	16,569
8. MEDICAL UNIVERSITY OF SC	3,525	8. BLUE CROSS & BLUE SHIELD OF SO	15,000
9. TETRA TECH INC	3,012	9. AMETRON-AMERICAN ELECTRONICS S	14,592
10. HALLIBURTON NUS CORPORATION	2,437	10. FUENTEZ SYSTEMS CONCEPTS INC	14,220

FEDERAL PROCUREMENT DATA SYSTEM
FEDERAL PROCUREMENT DOLLARS FOR SOUTH DAKOTA
 Fiscal Year 1998 to Date

Population 737,973
 Per Capita Procurement 386

Total Procurement By Place of Performance 285,032
 Rank Per Capita 30 Last Year 36

TOP FIVE COUNTIES					
NAME OF COUNTY	CIVILIAN AGENCIES		DEPARTMENT OF DEFENSE		TOTAL (000)
	SMALL DIS- ADVANTAGED (000)	OTHER (000)	SMALL DIS- ADVANTAGED (000)	OTHER (000)	
1. LINCOLN	1,573	90,307	0	2,626	94,506
2. UNION	986	18,901	97	32,566	52,550
3. MEADE	0	1,291	2,444	28,032	31,767
4. PENNINGTON	2,034	8,889	50	4,384	15,357
5. DAVISON	0	14,036	0	38	14,074
TOP FIVE AGENCIES WITH PLACE OF PERFORMANCE IN THIS STATE (000)					
1. DEPARTMENT OF THE INTERIOR					89,929
2. DEPARTMENT OF DEFENSE					86,830
3. DEPARTMENT OF HEALTH AND HUMAN SERVICES					29,033
4. DEPARTMENT OF AGRICULTURE					26,889
5. DEPARTMENT OF VETERANS AFFAIRS					21,974
TOP FIVE CONTRACTING OFFICES LOCATED IN THIS STATE (000)					
HHS, PUBLIC HEALTH SERVICE, ABERDEEN					93,684
USAF, 28 CONS/CC, ELLSWORTH AFB					18,695
VA MEDICAL CENTER, FORT MEADE					9,693
VA, ROYAL JOHNSON MEMOR HOSP, SIOUX FALLS					4,428
AGRICULTURE, FOREST SERVICE, CUSTER					3,109
TYPE OF PRODUCT OR SERVICE	SMALL BUSINESS (000)	LARGE BUSINESS (000)	STATE & LOCAL GOV'T (000)	NON- PROFIT & OTHER (000)	TOTAL (000)
CONSTRUCTION	35,314	15,551	0	0	50,865
R & D	192	0	0	0	192
SERVICES	14,899	92,321	19,482	8,097	134,799
SUPPLIES & EQUIPMENT	21,974	76,706	18	478	99,176
TOTAL	72,379	184,578	19,500	8,575	285,032
TOP CONTRACTORS PERFORMING IN THIS STATE					
CIVILIAN AGENCIES CONTRACTORS	DOLLARS (000)	DEPARTMENT OF DEFENSE CONTRACTORS		DOLLARS (000)	
1. RAYTHEON COMPANY INC	72,130	1. GATEWAY 2000, INC	32,095		
2. GATEWAY 2000, INC	18,786	2. KURTZ, DEAN CONSTRUCTION INC	7,861		
3. AMERICAN FOODS GROUP, INC	13,895	3. HARMS OIL COMPANY (INC)	5,008		
4. AMERISOURCE HEALTH CORPORATION	8,795	4. WASTE MANAGEMENT, INC.	4,102		
5. BARBER, GLENN C & ASSOCIATES,,	8,187	5. WORLD HORIZONS, INC	2,884		
6. EL JAY POULTRY CORP	7,357	6. SOFTMART, INC	2,881		
7. OGLALA SIOUX TRIBE OF PINE RID	5,565	7. BLACK HILLS WORK SHOP & TRAINI	2,856		
8. CHEYENNE RIVER SIOUX TRIBE (IN	3,055	8. MDU RESOURCES GROUP INC	2,281		
9. ELECTRONIC DATA SYSTEMS CORPOR	2,940	9. PI CONSTRUCTION CORPORATION	2,068		
10. NORWEST CORPORATION	2,484	10. WILLIAMS BUILDING CORPORATION	1,472		

FEDERAL PROCUREMENT DATA SYSTEM
FEDERAL PROCUREMENT DOLLARS FOR TENNESSEE
 Fiscal Year 1998 to Date

Population 5,368,198
 Per Capita Procurement 910

Total Procurement By Place of Performance 4,884,962
 Rank Per Capita 10 Last Year 12

TOP FIVE COUNTIES					
NAME OF COUNTY	CIVILIAN AGENCIES		DEPARTMENT OF DEFENSE		TOTAL (000)
	SMALL DIS- ADVANTAGED (000)	OTHER (000)	SMALL DIS- ADVANTAGED (000)	OTHER (000)	
1. ANDERSON	21,972	1,662,152	10,857	80,827	1,775,808
2. HAMILTON	28,692	911,139	38	15,599	955,468
3. SHELBY	2,800	270,434	4,897	349,469	627,600
4. COFFEE	472	23,447	205	332,675	356,799
5. DAVIDSON	2,511	55,460	1,258	87,215	146,444
TOP FIVE AGENCIES WITH PLACE OF PERFORMANCE IN THIS STATE (000)					
1. DEPARTMENT OF ENERGY					1,604,696
2. TENNESSEE VALLEY AUTHORITY					1,573,698
3. DEPARTMENT OF DEFENSE					1,209,641
4. DEPARTMENT OF VETERANS AFFAIRS					155,502
5. DEPARTMENT OF THE TREASURY					141,123
TOP FIVE CONTRACTING OFFICES LOCATED IN THIS STATE (000)					
TENNESSEE VALLEY AUTHORITY, CHATTANOOGA					5,641,689
ENERGY, OAK RIDGE OPERATIONS OFFICE					2,122,807
USAF, AEDC/PKO, ARNOLD ENG DEV CENTER					231,975
ARMY, ENGINEER DISTRICT (CIVIL), NASHVILLE					50,224
ARMY, ENGINEER DISTRICT (CIVIL), MEMPHIS					46,340
TYPE OF PRODUCT OR SERVICE	SMALL BUSINESS (000)	LARGE BUSINESS (000)	STATE & LOCAL GOV'T (000)	NON- PROFIT & OTHER (000)	TOTAL (000)
CONSTRUCTION	84,362	171,924	0	0	256,286
R & D	21,378	234,802	4,686	3,381	264,247
SERVICES	140,605	2,894,938	2,494	98,347	3,136,384
SUPPLIES & EQUIPMENT	519,100	702,030	191	6,724	1,228,045
TOTAL	765,445	4,003,694	7,371	108,452	4,884,962
TOP CONTRACTORS PERFORMING IN THIS STATE					
CIVILIAN AGENCIES CONTRACTORS	DOLLARS (000)	DEPARTMENT OF DEFENSE CONTRACTORS	DOLLARS (000)		
1. LOCKHEED MARTIN CORPORATION	1,212,864	1. FDX CORPORATION	267,731		
2. CHATTANOOGA HOSPITAL AND MEDICA	800,000	2. SVERDRUP CORPORATION, THE	152,487		
3. BECHTEL JACOBS CO LLC	242,880	3. COMPUTER SCIENCES CORPORATION	93,426		
4. CUMBERLAND COAL COMPANY LLC	102,083	4. EASTMAN CHEMICAL COMPANY (INC)	57,960		
5. UNISYS CORPORATION	89,271	5. TENNIER INDUSTRIES INC	57,528		
6. CAL WESTERN PACKAGING CORP	86,815	6. GENERAL DYNAMICS CORPORATION	53,670		
7. OAK RIDGE ASSOCIATED UNIVERSIT	86,587	7. BECHTEL GROUP, INC	48,118		
8. AMERISOURCE HEALTH CORPORATION	71,975	8. TENNESSEE APPAREL CORP	40,938		
9. RENCO GROUP, THE INC	57,532	9. BINDLEY WESTERN INDUSTRIES INC	24,563		
10. MIDWEST COAL SALES CO.	40,826	10. ALLIANT TECHSYSTEMS INC	19,966		

FEDERAL PROCUREMENT DATA SYSTEM
FEDERAL PROCUREMENT DOLLARS FOR TEXAS
 Fiscal Year 1998 to Date

Population 19,439,337
 Per Capita Procurement 675

Total Procurement By Place of Performance 13,113,744
 Rank Per Capita 19 Last Year 18

TOP FIVE COUNTIES					
NAME OF COUNTY	CIVILIAN AGENCIES		DEPARTMENT OF DEFENSE		TOTAL (000)
	SMALL DIS-ADVANTAGED (000)	OTHER (000)	SMALL DIS-ADVANTAGED (000)	OTHER (000)	
1. FORT BEND	52,774	3,671,169	7,390	478,307	4,209,640
2. TARRANT	10,004	93,941	6,785	1,885,172	1,995,902
3. DALLAS	3,234	61,098	2,357	1,102,245	1,168,934
4. COLLIN	28,642	219,204	6,042	891,372	1,145,260
5. BEXAR	16,650	157,799	202,228	528,575	905,252
TOP FIVE AGENCIES WITH PLACE OF PERFORMANCE IN THIS STATE (000)					
1. DEPARTMENT OF DEFENSE					7,862,958
2. NATIONAL AERONAUTICS AND SPACE ADMINISTRATION					3,612,098
3. GENERAL SERVICES ADMINISTRATION					385,257
4. DEPARTMENT OF ENERGY					305,340
5. DEPARTMENT OF VETERANS AFFAIRS					199,265
TOP FIVE CONTRACTING OFFICES LOCATED IN THIS STATE (000)					
NASA, JOHNSON SPACE CENTER, HOUSTON					3,859,482
DOD, DEFENSE COMMISSARY AGENCY, KELLY AFB					1,017,972
USAF, ALC/LPK, KELLY AFB					834,838
USAF, HSC/PKV, KELLY AFB					305,422
ARMY, ENGINEER DISTRICT, FORT WORTH					285,099
TYPE OF PRODUCT OR SERVICE	SMALL BUSINESS (000)	LARGE BUSINESS (000)	STATE & LOCAL GOV'T (000)	NON-PROFIT & OTHER (000)	TOTAL (000)
CONSTRUCTION	331,356	338,671	0	775	670,802
R & D	132,708	2,337,966	31,034	159,029	2,660,737
SERVICES	633,791	4,265,331	51,060	304,996	5,255,178
SUPPLIES & EQUIPMENT	685,454	3,278,021	1,405	562,147	4,527,027
TOTAL	1,783,309	10,219,989	83,499	1,026,947	13,113,744
TOP CONTRACTORS PERFORMING IN THIS STATE					
CIVILIAN AGENCIES CONTRACTORS	DOLLARS (000)	DEPARTMENT OF DEFENSE CONTRACTORS	DOLLARS (000)		
1. UNITED SPACE ALLIANCE, LLC	1,480,308	1. LOCKHEED MARTIN CORPORATION	1,512,625		
2. BOEING CO	1,361,022	2. RAYTHEON COMPANY INC	787,568		
3. MASON COMPANY, THE (INC) (DEL)	282,446	3. TEXTRON INC	712,370		
4. LOCKHEED MARTIN CORPORATION	146,942	4. TEXAS INSTRUMENTS INCORPORATED	294,699		
5. LOCKHEED MARTIN ENGRG & SCI CO	146,003	5. SHELL OIL COMPANY	254,625		
6. DELL COMPUTER CORPORATION	79,299	6. OCEAN SHIPHOLDINGS, INC	227,622		
7. AFFILIATED COMPUTER SERVICES,,	69,242	7. DYNACORP	208,648		
8. CONTINENTAL GRAIN COMPANY INC	61,788	8. T I/MARTIN JAVELIN JOINT VENTU	197,756		
9. TBI BEHEER BV	61,041	9. STEWART & STEVENSON SERVICES,,	174,178		
10. RAYTHEON COMPANY INC	58,832	10. COASTAL CORPORATION, THE	170,222		

FEDERAL PROCUREMENT DATA SYSTEM
FEDERAL PROCUREMENT DOLLARS FOR UTAH
 Fiscal Year 1998 to Date

Population 2,059,148
 Per Capita Procurement 537

Total Procurement By Place of Performance 1,105,397
 Rank Per Capita 23 Last Year 23

TOP FIVE COUNTIES					
NAME OF COUNTY	CIVILIAN AGENCIES		DEPARTMENT OF DEFENSE		TOTAL (000)
	SMALL DIS- ADVANTAGED (000)	OTHER (000)	SMALL DIS- ADVANTAGED (000)	OTHER (000)	
1. BOX ELDER	266	362,728	0	16,186	379,180
2. SALT LAKE	8,530	50,516	6,097	216,971	282,114
3. DAVIS	1,678	21,935	20,393	94,945	138,951
4. CARBON	0	109,487	0	0	109,487
5. TOOELE	0	10,173	16,080	28,354	54,607

TOP FIVE AGENCIES WITH PLACE OF PERFORMANCE IN THIS STATE (000)	
1. DEPARTMENT OF DEFENSE	464,739
2. NATIONAL AERONAUTICS AND SPACE ADMINISTRATION	374,465
3. TENNESSEE VALLEY AUTHORITY	123,518
4. DEPARTMENT OF HEALTH AND HUMAN SERVICES	29,564
5. DEPARTMENT OF LABOR	21,275

TOP FIVE CONTRACTING OFFICES LOCATED IN THIS STATE (000)	
USAF, ALC/LMK, HILL AFB	476,702
USAF, ALC/LIK, HILL AFB	427,800
USAF, ALC/LAK, HILL AFB	260,744
USAF, ALC/PKO, HILL AFB	111,957
USAF, ALC/PK, HILL AFB	75,498

TYPE OF PRODUCT OR SERVICE	SMALL BUSINESS (000)	LARGE BUSINESS (000)	STATE & LOCAL GOV'T (000)	NON- PROFIT & OTHER (000)	TOTAL (000)
CONSTRUCTION	58,481	21,867	0	1,321	81,669
R & D	9,109	46,317	13,890	20,112	89,428
SERVICES	91,617	95,489	20,247	11,999	219,352
SUPPLIES & EQUIPMENT	61,680	640,774	135	12,359	714,948
TOTAL	220,887	804,447	34,272	45,791	1,105,397

TOP CONTRACTORS PERFORMING IN THIS STATE			
CIVILIAN AGENCIES CONTRACTORS	DOLLARS (000)	DEPARTMENT OF DEFENSE CONTRACTORS	DOLLARS (000)
1. THIOKOL CORPORATION	362,635	1. L-3 COMMUNICATIONS HOLDING, IN	89,645
2. SOUTHERN PACIFIC LINES	49,842	2. LOCKHEED MARTIN TACTICAL SYSTE	39,905
3. UNION PACIFIC CORPORATION	42,556	3. UTAH STATE UNIVERSITY INC	20,150
4. MANAGEMENT AND TRAINING CORPOR	18,545	4. INTERNATIONAL TECHNOLOGY CORPO	16,694
5. KANE COUNTY HOSPITAL	16,000	5. ALLIANT TECHSYSTEMS INC	12,329
6. COMMONWEALTH COAL SALES, INC	15,656	6. LITTON INDUSTRIES, INC	10,805
7. ANDALEX INVESTMENTS BV	11,900	7. RAYTHEON COMPANY INC	9,321
8. ENVIROCARE OF UTAH INC	9,727	8. MONTGOMERY WATSON, INC	8,804
9. UTAH STATE UNIVERSITY INC	8,250	9. THIOKOL CORPORATION	7,763
10. UNIVERSITY OF UTAH INC	6,098	10. THIOKOL CORPORATION	7,337

FEDERAL PROCUREMENT DATA SYSTEM
FEDERAL PROCUREMENT DOLLARS FOR VERMONT
 Fiscal Year 1998 to Date

Population 588,978
 Per Capita Procurement 207

Total Procurement By Place of Performance 121,911
 Rank Per Capita 48 Last Year 47

TOP FIVE COUNTIES					
NAME OF COUNTY	CIVILIAN AGENCIES		DEPARTMENT OF DEFENSE		TOTAL (000)
	SMALL DIS- ADVANTAGED (000)	OTHER (000)	SMALL DIS- ADVANTAGED (000)	OTHER (000)	
1. CHITTENDEN	343	8,661	108	79,375	88,487
2. ADDISON	0	4,340	254	6,573	11,167
3. WINDSOR	2,905	2,591	0	1,441	6,937
4. WINDHAM	0	4,023	0	309	4,332
5. FRANKLIN	384	3,302	27	126	3,839
TOP FIVE AGENCIES WITH PLACE OF PERFORMANCE IN THIS STATE (000)					
1. DEPARTMENT OF DEFENSE					92,447
2. GENERAL SERVICES ADMINISTRATION					10,444
3. DEPARTMENT OF VETERANS AFFAIRS					5,601
4. DEPARTMENT OF LABOR					4,151
5. DEPARTMENT OF COMMERCE					2,040
TOP FIVE CONTRACTING OFFICES LOCATED IN THIS STATE (000)					
JUSTICE, IMMIGRATION & NATURAL SVC, BURLINGTON					31,460
VA MEDICAL/RO, WHITE RIVER JUNCTION					6,654
ARMY, USPFO FOR VERMONT, COLCHESTER					6,391
AGRICULTURE, SOIL CONSERVATION SERVICE, WINOOSKI					429
GSA, PUBLIC BUILDINGS SERVICE, BURLINGTON					12
TYPE OF PRODUCT OR SERVICE	SMALL BUSINESS (000)	LARGE BUSINESS (000)	STATE & LOCAL GOV'T (000)	NON- PROFIT & OTHER (000)	TOTAL (000)
CONSTRUCTION	7,437	4,047	0	28	11,512
R & D	2,360	8,795	383	0	11,538
SERVICES	7,262	12,280	1,563	3,592	24,697
SUPPLIES & EQUIPMENT	7,310	59,172	16	7,666	74,164
TOTAL	24,369	84,294	1,962	11,286	121,911
TOP CONTRACTORS PERFORMING IN THIS STATE					
CIVILIAN AGENCIES CONTRACTORS	DOLLARS (000)	DEPARTMENT OF DEFENSE CONTRACTORS		DOLLARS (000)	
1. CAREER SYSTEMS DEVELOPMENT COR	3,841	1. GENERAL DYNAMICS CORPORATION		68,657	
2. MACRO INTERNATIONAL, INC	2,919	2. GOODRICH B F COMPANY, THE INC		6,243	
3. J & W COMPANY INC	2,773	3. PIZZAGALLI CONSTRUCTION COMPAN		4,095	
4. WACHOVIA BANK OF NORTH CAROLIN	2,116	4. MACE SECURITY INTERNATIONAL IN		1,772	
5. RIS PAPER CO INC	1,946	5. NORWICH UNIVERSITY (INC)		1,067	
6. ENGELBERTH CONSTRUCTION INC	1,342	6. LOCKHEED MARTIN CORPORATION		1,059	
7. WESFIELD CONSTRUCTION CO., INC	1,317	7. NEAGLEY & CHASE CONSTRUCTION C		837	
8. COBRA TECHNOLOGIES INC	1,188	8. FURNITURE BY THURSTON, INC		746	
9. SO BURLINGTON INS PARTNERSHIP	924	9. K SYSTEMS, INC		714	
10. MVM, INC	805	10. B F GOODRICH AEROSPACE		584	

FEDERAL PROCUREMENT DATA SYSTEM
FEDERAL PROCUREMENT DOLLARS FOR VIRGINIA
 Fiscal Year 1998 to Date

Population 6,733,966
 Per Capita Procurement 2,703

Total Procurement By Place of Performance 18,203,458
 Rank Per Capita 2 Last Year 2

TOP FIVE COUNTIES					
NAME OF COUNTY	CIVILIAN AGENCIES		DEPARTMENT OF DEFENSE		TOTAL (000)
	SMALL DIS- ADVANTAGED (000)	OTHER (000)	SMALL DIS- ADVANTAGED (000)	OTHER (000)	
1. FAIRFAX	191,366	2,088,714	199,577	4,087,706	6,567,363
2. ARLINGTON	148,176	824,072	148,711	1,142,288	2,263,247
3. NEWPORT NEWS (C)	9,043	83,005	27,763	1,617,741	1,737,552
4. FAIRFAX (CITY)	139,951	611,562	102,958	495,308	1,349,779
5. ALEXANDRIA (CIT)	65,561	153,152	142,890	692,568	1,054,171
TOP FIVE AGENCIES WITH PLACE OF PERFORMANCE IN THIS STATE (000)					
1. DEPARTMENT OF DEFENSE					12,628,485
2. GENERAL SERVICES ADMINISTRATION					1,720,226
3. DEPARTMENT OF JUSTICE					515,325
4. DEPARTMENT OF TRANSPORTATION					503,699
5. DEPARTMENT OF THE TREASURY					482,894
TOP FIVE CONTRACTING OFFICES LOCATED IN THIS STATE (000)					
DOD, DEFENSE LOGISTICS AGENCY, FORT BELVIOR					3,262,536
NAVY, NAVAL AIR SYSTEMS CMD (AA4M0), CRYSTAL CITY					1,685,628
NAVY, NAVAL AIR SYSTEMS CMD (AC5J0), CRYSTAL CITY					1,232,403
NAVY, STRATEGIC SYSTEMS PROGRAMS, ARLINGTON					1,218,996
DOD, DEFENSE LOGISTICS AGENCY, RICHMOND					842,441
TYPE OF PRODUCT OR SERVICE	SMALL BUSINESS (000)	LARGE BUSINESS (000)	STATE & LOCAL GOV'T (000)	NON- PROFIT & OTHER (000)	TOTAL (000)
CONSTRUCTION	278,251	470,110	460	222	749,043
R & D	567,190	935,832	7,661	454,471	1,965,154
SERVICES	2,838,167	8,573,644	9,031	305,584	11,726,426
SUPPLIES & EQUIPMENT	976,487	2,579,282	2,090	204,976	3,762,835
TOTAL	4,660,095	12,558,868	19,242	965,253	18,203,458
TOP CONTRACTORS PERFORMING IN THIS STATE					
CIVILIAN AGENCIES CONTRACTORS	DOLLARS (000)	DEPARTMENT OF DEFENSE CONTRACTORS	DOLLARS (000)		
1. AT&T COMMUNICATIONS, INC	531,210	1. NEWPORT NEWS SHIPBUILDING INC	1,538,045		
2. TBI BEHEER BV	271,171	2. LOCKHEED MARTIN CORPORATION	511,056		
3. TRW INC	250,072	3. SCIENCE APPLICATIONS INTERNATI	502,660		
4. MCDERMOTT INTERNATIONAL INC	167,710	4. STANDARD MISSILE COMPANY, LLC	451,948		
5. SCIENCE APPLICATIONS INTERNATI	156,421	5. WORLDCORP, INC	316,214		
6. ELECTRONIC DATA SYSTEMS CORPOR	124,860	6. LITTON INDUSTRIES, INC	314,053		
7. BOOZ ALLEN & HAMILTON INC	116,749	7. RAYTHEON COMPANY INC	276,784		
8. COMPUTER SCIENCES CORPORATION	95,991	8. TRW INC	275,279		
9. EMHART GLASS HOLDING INC	92,123	9. ELECTRONIC DATA SYSTEMS CORPOR	214,458		
10. CACI INTERNATIONAL INC	88,142	10. UNISYS CORPORATION	208,529		

FEDERAL PROCUREMENT DATA SYSTEM
FEDERAL PROCUREMENT DOLLARS FOR WASHINGTON
 Fiscal Year 1998 to Date

Population 5,610,362
 Per Capita Procurement 836

Total Procurement By Place of Performance 4,691,865
 Rank Per Capita 12 Last Year 11

TOP FIVE COUNTIES					
NAME OF COUNTY	CIVILIAN AGENCIES		DEPARTMENT OF DEFENSE		TOTAL (000)
	SMALL DIS- ADVANTAGED (000)	OTHER (000)	SMALL DIS- ADVANTAGED (000)	OTHER (000)	
1. KING	13,619	285,134	9,689	1,796,694	2,105,136
2. BENTON	7,754	1,541,628	524	6,848	1,556,754
3. PIERCE	4,118	30,870	43,145	148,196	226,329
4. KITSAP	123	3,238	11,854	164,817	180,032
5. SNOHOMISH	107	13,213	719	122,908	136,947
TOP FIVE AGENCIES WITH PLACE OF PERFORMANCE IN THIS STATE (000)					
1. DEPARTMENT OF DEFENSE					2,595,702
2. DEPARTMENT OF ENERGY					1,538,275
3. DEPARTMENT OF AGRICULTURE					104,244
4. NATIONAL AERONAUTICS AND SPACE ADMINISTRATION					101,399
5. DEPARTMENT OF HEALTH AND HUMAN SERVICES					92,146
TOP FIVE CONTRACTING OFFICES LOCATED IN THIS STATE (000)					
ENERGY, RICHLAND OPERATIONS OFFICE					1,541,152
NAVY, NAVAL FACILITIES ENGINEERING, POULSBORO					175,368
ARMY, ENGINEER DISTRICT, SEATTLE					141,642
NAVY, FLEET & INDUSTRIAL SUPPLY CTR, BREMERTON					111,436
GSA, PUBLIC BUILDINGS SERVICE, AUBURN					72,876
TYPE OF PRODUCT OR SERVICE	SMALL BUSINESS (000)	LARGE BUSINESS (000)	STATE & LOCAL GOV'T (000)	NON- PROFIT & OTHER (000)	TOTAL (000)
CONSTRUCTION	197,622	176,436	0	174	374,232
R & D	21,882	798,362	9,013	133,471	962,728
SERVICES	182,825	1,890,584	40,804	99,006	2,213,219
SUPPLIES & EQUIPMENT	149,955	382,012	298	609,421	1,141,686
TOTAL	552,284	3,247,394	50,115	842,072	4,691,865
TOP CONTRACTORS PERFORMING IN THIS STATE					
CIVILIAN AGENCIES CONTRACTORS	DOLLARS (000)	DEPARTMENT OF DEFENSE CONTRACTORS		DOLLARS (000)	
1. FLUOR CORPORATION	836,270	1. BOEING COMPANY, THE INC		1,570,223	
2. BATTELLE MEMORIAL INSTITUTE IN	403,779	2. ATLANTIC RICHFIELD COMPANY INC		62,839	
3. BRITISH NUCLEAR FUELS PLC	154,500	3. PACIFIC MEDICAL CENTER INC		61,705	
4. BECHTEL GROUP, INC	127,607	4. JOHNSON CONTROLS, INC		50,594	
5. BOEING COMPANY, THE INC	93,358	5. RAYTHEON COMPANY INC		37,323	
6. CONTINENTAL GRAIN COMPANY INC	19,912	6. STRAND HUNT CONSTRUCTION, INC		28,899	
7. HUTCHINSON, FRED CANCER RESEAR	18,707	7. UNOVA, INC		23,947	
8. INTERMOUNTAIN CONSTRUCTION CO	14,649	8. U S OIL & REFINING CO INC		18,408	
9. PUYALLUP TRIBAL HEALTH AUTHORI	11,176	9. FOSTER WHEELER CORPORATION		16,267	
10. MITSUI & CO. LTD.	8,512	10. TODD SHIPYARDS CORPORATION		16,255	

FEDERAL PROCUREMENT DATA SYSTEM
FEDERAL PROCUREMENT DOLLARS FOR WEST VIRGINIA
 Fiscal Year 1998 to Date

Population 1,815,787
 Per Capita Procurement 227

Total Procurement By Place of Performance 411,585
 Rank Per Capita 46 Last Year 42

TOP FIVE COUNTIES					
NAME OF COUNTY	CIVILIAN AGENCIES		DEPARTMENT OF DEFENSE		TOTAL (000)
	SMALL DIS- ADVANTAGED (000)	OTHER (000)	SMALL DIS- ADVANTAGED (000)	OTHER (000)	
1. BERKELEY	25,849	34,571	0	1,046	61,466
2. MONONGALIA	4,584	43,531	2,995	5,068	56,178
3. MARION	10,315	19,895	286	16,038	46,534
4. LOGAN	40	27,925	0	164	28,129
5. KANAWHA	414	21,086	4,836	520	26,856

TOP FIVE AGENCIES WITH PLACE OF PERFORMANCE IN THIS STATE (000)	
1. DEPARTMENT OF DEFENSE	101,816
2. DEPARTMENT OF THE TREASURY	68,365
3. TENNESSEE VALLEY AUTHORITY	62,057
4. DEPARTMENT OF ENERGY	37,594
5. DEPARTMENT OF VETERANS AFFAIRS	26,069

TOP FIVE CONTRACTING OFFICES LOCATED IN THIS STATE (000)	
ARMY, ENGINEER DISTRICT (CIVIL), HUNTINGTON	69,460
ENERGY, MORGANTOWN TECHNOLOGY CENTER	61,385
TREASURY, BUREAU OF PUBLIC DEBT (PD002), PARKERSBURG	55,534
TREASURY, BUREAU OF PUBLIC DEBT (PD001), PARKERSBURG	18,276
AGRICULTURE, FOREST SERVICE, ELKINS	13,471

TYPE OF PRODUCT OR SERVICE	SMALL BUSINESS (000)	LARGE BUSINESS (000)	STATE & LOCAL GOV'T (000)	NON- PROFIT & OTHER (000)	TOTAL (000)
CONSTRUCTION	39,497	46,323	75	0	85,895
R & D	8,374	4,201	790	998	14,363
SERVICES	77,761	85,072	6,202	11,719	180,754
SUPPLIES & EQUIPMENT	43,785	85,818	80	890	130,573
TOTAL	169,417	221,414	7,147	13,607	411,585

TOP CONTRACTORS PERFORMING IN THIS STATE			
CIVILIAN AGENCIES CONTRACTORS	DOLLARS (000)	DEPARTMENT OF DEFENSE CONTRACTORS	DOLLARS (000)
1. SICPA HOLDING S.A.	23,157	1. ALLIANT TECHSYSTEMS INC	22,690
2. EG&G WASHINGTON ANALYTICAL SER	22,260	2. JOHNSON, AL-MASSMAN CONSTRUCTI	10,615
3. FOUR RIVERS TRANSPORTATION, IN	17,237	3. SOUTHEAST FUELS INC	6,549
4. CONSOL ENERGY INC	15,171	4. BILFINGER + BERGER BAUAKTIENGE	6,145
5. UNISYS CORPORATION	13,143	5. ELECTRONIC WARFARE ASSOCIATES,,	4,733
6. TBI BEHEER BV	11,612	6. SIGNAL CORPORATION	4,674
7. FUENTEZ SYSTEMS CONCEPTS INC	10,501	7. CORPORATION FOR NATIONAL RESEA	2,972
8. TMARO CORPORATION	9,786	8. INTERNATIONAL TECHNOLOGY CORPO	2,936
9. APOLLO HOLDING, INC	9,241	9. UNIONVALE COAL CO INC	2,772
10. AUTOMATED SYSTEMS & PROGRAMMIN	8,883	10. TECNICO CORPORATION	2,670

FEDERAL PROCUREMENT DATA SYSTEM
FEDERAL PROCUREMENT DOLLARS FOR WISCONSIN
 Fiscal Year 1998 to Date

Population 5,169,677
 Per Capita Procurement 208

Total Procurement By Place of Performance 1,073,505
 Rank Per Capita 47 Last Year 46

TOP FIVE COUNTIES					
NAME OF COUNTY	CIVILIAN AGENCIES		DEPARTMENT OF DEFENSE		TOTAL (000)
	SMALL DIS- ADVANTAGED (000)	OTHER (000)	SMALL DIS- ADVANTAGED (000)	OTHER (000)	
1. WINNEBAGO	0	6,144	0	163,808	169,952
2. MILWAUKEE	1,716	84,857	4,192	53,104	143,869
3. BROWN	0	101,963	26	7,320	109,309
4. MARINETTE	0	63,840	0	32,721	96,561
5. WAUKESHA	0	30,249	785	42,880	73,914
TOP FIVE AGENCIES WITH PLACE OF PERFORMANCE IN THIS STATE (000)					
1. DEPARTMENT OF DEFENSE					549,111
2. DEPARTMENT OF AGRICULTURE					131,913
3. DEPARTMENT OF JUSTICE					117,760
4. DEPARTMENT OF VETERANS AFFAIRS					76,052
5. DEPARTMENT OF TRANSPORTATION					75,584
TOP FIVE CONTRACTING OFFICES LOCATED IN THIS STATE (000)					
VA, GREAT LAKES CONTRACT SVC CTR, MILWAUKEE					116,503
TRANSPORTATION, COAST GUARD, MARINETTE					24,629
ARMY, DIRECTORATE OF CONTRACTING, FORT MCCOY					24,354
AGRICULTURE, FOREST SERVICE, RHINELANDER					6,708
ARMY, USPF0 FOR WISCONSIN, CAMP DOUGLAS					5,866
TYPE OF PRODUCT OR SERVICE	SMALL BUSINESS (000)	LARGE BUSINESS (000)	STATE & LOCAL GOV'T (000)	NON- PROFIT & OTHER (000)	TOTAL (000)
CONSTRUCTION	54,852	20,811	2,263	59	77,985
R & D	8,707	2,642	4,546	5,061	20,956
SERVICES	24,429	98,214	31,426	9,537	163,606
SUPPLIES & EQUIPMENT	252,098	524,454	284	34,122	810,958
TOTAL	340,086	646,121	38,519	48,779	1,073,505
TOP CONTRACTORS PERFORMING IN THIS STATE					
CIVILIAN AGENCIES CONTRACTORS	DOLLARS (000)	DEPARTMENT OF DEFENSE CONTRACTORS	DOLLARS (000)		
1. KRUEGER INTERNATIONAL INC	78,362	1. OSHKOSH TRUCK CORPORATION	136,353		
2. MMC ACQUISITION CO (INC)	62,693	2. GENERAL ELECTRIC COMPANY INC	39,956		
3. GENERAL ELECTRIC COMPANY INC	29,759	3. MMC ACQUISITION CO (INC)	32,491		
4. AKAL SECURITY INC	28,422	4. KIMBERLY-CLARK CORPORATION	26,677		
5. CONAGRA INC	26,355	5. ALLIANT TECHSYSTEMS INC	20,329		
6. CARTER CHEVROLET AGENCY, INC	17,695	6. O R C INDUSTRIES INC	18,297		
7. ASSOCIATED MILK PRODUCERS, INC	16,861	7. REINHART INSTITUTIONAL FOODS,,	18,178		
8. DEAN FOODS COMPANY INC	16,358	8. OMNIQUIP INTERNATIONAL, INC	17,459		
9. DIDION INC	13,136	9. MAYER, OSCAR FOODS CORPORATION	16,227		
10. MARQUETTE MEDICAL SYSTEMS INC	10,534	10. FOWLER & HAMMER INC	14,524		

FEDERAL PROCUREMENT DATA SYSTEM
FEDERAL PROCUREMENT DOLLARS FOR WYOMING
 Fiscal Year 1998 to Date

Population 479,743
 Per Capita Procurement 325

Total Procurement By Place of Performance 156,062
 Rank Per Capita 39 Last Year 38

TOP FIVE COUNTIES					
NAME OF COUNTY	CIVILIAN AGENCIES		DEPARTMENT OF DEFENSE		TOTAL (000)
	SMALL DIS- ADVANTAGED (000)	OTHER (000)	SMALL DIS- ADVANTAGED (000)	OTHER (000)	
1. LARAMIE	870	4,846	12,434	29,089	47,239
2. CARBON	126	30,334	0	0	30,460
3. CAMPBELL	0	19,298	0	1,221	20,519
4. WESTON	0	209	0	17,767	17,976
5. FREMONT	582	15,481	0	0	16,063
TOP FIVE AGENCIES WITH PLACE OF PERFORMANCE IN THIS STATE (000)					
1. DEPARTMENT OF DEFENSE					68,055
2. TENNESSEE VALLEY AUTHORITY					49,112
3. DEPARTMENT OF THE INTERIOR					17,501
4. DEPARTMENT OF AGRICULTURE					5,570
5. DEPARTMENT OF VETERANS AFFAIRS					5,357
TOP FIVE CONTRACTING OFFICES LOCATED IN THIS STATE (000)					
USAF, 90TH CONS/LGC, F E WARREN AFB					38,080
VA MEDICAL/RO, CHEYENNE					6,055
VA MEDICAL CENTER, SHERIDAN					3,622
INTERIOR, BUREAU OF LAND MGMT, CHEYENNE					1,799
ENERGY, NAVAL PETROLEUM & OIL RESERVES, CASPER					1,758
TYPE OF PRODUCT OR SERVICE	SMALL BUSINESS (000)	LARGE BUSINESS (000)	STATE & LOCAL GOV'T (000)	NON- PROFIT & OTHER (000)	TOTAL (000)
CONSTRUCTION	21,616	16,345	9,800	0	47,761
R & D	1,068	887	43	1,016	3,014
SERVICES	22,323	3,481	5,485	2,626	33,915
SUPPLIES & EQUIPMENT	21,771	49,585	16	0	71,372
TOTAL	66,778	70,298	15,344	3,642	156,062
TOP CONTRACTORS PERFORMING IN THIS STATE					
CIVILIAN AGENCIES CONTRACTORS	DOLLARS (000)	DEPARTMENT OF DEFENSE CONTRACTORS		DOLLARS (000)	
1. UNION PACIFIC CORPORATION	29,680	1. HERMES CONSOLIDATED, INC	17,710		
2. BURLINGTON NORTHERN SANTA FE C	19,137	2. AECOM TECHNOLOGY CORPORATION	6,466		
3. JOINT BUSINESS COUNCIL	10,265	3. GROWLING BEAR COMPANY INC	6,441		
4. NEW AMERICAN HEALTHCARE CORPOR	1,800	4. IT GROUP INC, THE	3,575		
5. FLETCHER CONSTRUCTION COMPANY	1,732	5. BOUYGUES	2,427		
6. HAWKINS & POWERS AVIATION INC	1,454	6. HARVART YEARGIN	1,752		
7. SHOSHONE & ARAPAHO TRIBE (INC)	1,416	7. BAKER, MICHAEL CORPORATION	1,363		
8. TERRA WEST LLC	1,264	8. CET ENVIRONMENTAL SERVICES INC	1,221		
9. UNIVERSITY OF WYOMING RESEARCH	991	9. REIMAN CORP	1,216		
10. TIERRA GRANDE MANAGEMENT INC	933	10. HARZA ENGINEERING COMPANY INC	1,106		

SECTION III
AGENCY VIEWS

FEDERAL PROCUREMENT DATA SYSTEM
TOTAL FEDERAL SNAPSHOT REPORT - SF281
 Actions Reported in Summary on SF281
 Fiscal Year 1998 Through Fourth Quarter

PART I - PRIME CONTRACTS							
	PROCUREMENT METHODS	Number of Actions (a)	NET DOLLAR AMOUNTS (000)				Total Dollars (f)
			Small Business Concerns (b)	Large Business Concerns (c)	Domestic Outside U.S./ Foreign (d)	Other Entities (e)	
NEW AWARDS AND MODIFICATIONS	1. Tariff or Regulated Acquisitions	233,078					138,100
	2. Contracts for Foreign Government or International Organization	53,255					107,555
	3. Simplified Acquisitions	4,679,221	4,673,187	1,587,485	475,021	199,755	8,935,448
	4. Delivery Orders - GSA Schedules Only	545,213	572,781	735,475	19,158	14,466	1,341,880
	5. Delivery Orders- Other Federal Schedules	480,149	180,641	388,942	1,987	10,831	582,401
	6. Delivery Orders - All Other	4,356,321	1,757,497	4,207,655	297,538	205,315	6,468,005
	7. Other Procurement Methods	837,323	357,696	241,746	86,239	124,591	810,272
	8. TOTAL NEW AWARDS AND MODIFICATIONS	11,184,560	7,541,802	7,161,303	879,943	554,958	16,383,661
COMPETITION	9. Competed	3,990,304	4,628,732	3,243,034	642,039	89,370	8,603,175
	10. Not Competed	716,919	884,273	583,602	75,927	84,065	1,627,867
	11. Not Available for Competition	6,477,337	2,028,797	3,334,667	161,977	381,523	5,906,964
MODIFICATIONS	12. TOTAL MODIFICATIONS (Excluding Line 3)	322,902					529,043

PART II - SELECTED SOCIOECONOMIC STATISTICS (Includes both new awards and modifications)					
TYPE OF CONTRACTOR			PREFERENCE PROGRAMS		
CATEGORY	Number of Actions (a)	Total net Dollars (b)	CATEGORY	Number of Actions (a)	Total net Dollars (b)
Small Business	5,552,338	7,541,579	Small Business Set-Aside	1,725,277	3,200,021
Small Disadvantaged Business	354,191	544,717	Small Disadvantaged Business Set-Aside	19,451	52,151
Women-Owned Small Business	398,831	550,475	8(a) Contract Award	66,716	166,935
JWOD Nonprofit Agency	58,241	132,947			
HBCU/MI	5,462	8,902			

TOTAL FEDERAL SNAPSHOT REPORT - SF279
 Actions Reported Individually on SF279
 Fiscal Year 1998 Through Fourth Quarter

	Actions	Dollars (000)
TOTAL	466,534	180,914,794
CICA APPLICABILITY		
Pre-CICA		
CICA Awards	5,568	6,232,422
Simplified Acquisitions	392,872	161,790,715
Subject to Statute other than CICA	47,412	2,178,075
KIND OF CONTRACT ACTION	8,524	3,651,306
Initial Letter Contract		
Def. Contract Superseding Letter	1,277	5,272,736
New Definitive Contract	230	1,742,166
Simplified Acquisitions	43,284	31,922,098
Order Under Single Award Indefinite Delivery Contract	51,315	2,857,565
Order Under BOA	138,774	22,979,251
Order /Mod Under GSA Schedule	29,597	6,484,789
Order/Mod Under Other Federal Schedule	35,432	5,133,107
Modifications	2,253	415,097
Order Under Multiple Awards Contract	138,163	82,210,248
Terminations	25,037	12,205,990
SYNOPSIS OF PROCUREMENT PRIOR TO AWARD	1,172	-308,263
Synopsisized Prior to Award		
Not Synopsisized Due to Urgency	316,047	131,694,654
Not Synopsisized for Other Reason	9,231	1,836,651
	135,051	41,064,940

FEDERAL PROCUREMENT DATA SYSTEM
TOTAL FEDERAL SNAPSHOT REPORT - SF279
 Actions Reported Individually on SF279
 Fiscal Year 1998 Through Fourth Quarter

SOLICITATION PROCEDURE	Actions	Dollars (000)
Full and Open Competition - Sealed Bid	39,215	10,877,842
Full and Open Competition - Comp Proposal	156,205	69,348,877
Full and Open Competition - Combination	2,264	893,084
Architect Engineer	14,891	1,869,189
Basic Research	3,706	1,283,748
Multiple Award Schedule	39,100	5,864,806
Alternate Source/Reduced Cost	161	166,378
Alternate Source/Mobilization	0	0
Alternate Source/Eng R & D	0	0
Set-aside	37,887	7,891,052
Other than Full and Open Competition	99,445	63,515,863
FULL AND OPEN COMPETITION WITH ONLY ONE BIDDER/OFFERER	29,345	6,303,414
AUTHORITY FOR OTHER THAN FULL AND OPEN COMPETITION		
Only One Source	46,568	38,502,694
- Follow-on Contract	3,408	5,488,023
- Utilities (Regulated & Telecommunications)	4,280	795,294
Unusual & Compelling Urgency	5,536	2,650,622
Mobilization/Essential R&D	3,617	8,627,836
International Agreement	62	86,555
Authorized by Statute	39,607	6,972,444
Authorized Resale	2,232	910,652
National Security	1,330	2,694,152
Public Interest	485	3,068,554
EXTENT COMPETED		
Competed	348,875	112,032,595
Not Available for Competition	52,707	11,150,891
Follow-on to Competed Action	3,638	5,876,613
Not Competed	55,109	45,536,146
TYPE OF CONTRACT		
Fixed Price	370,546	97,365,558
Cost Reimbursement	65,760	71,198,265
Time and Material	18,270	4,985,981
Labor Hour	5,753	1,046,441
TYPE OF CONTRACTOR		
Small Disadvantaged Business	56,363	10,993,815
Other Small Business	149,224	22,074,686
Large Business	217,373	123,881,746
JWOD Nonprofit Agency	3,052	595,716
Educational, Nonprofit & HBCU/M	11,781	7,440,482
State & Local Government	5,614	4,388,485
Foreign Contractor	14,824	3,986,356
Domestic Contractor Performing Outside US	2,098	1,234,959
WOMAN-OWNED BUSINESS		
Small	20,869	3,126,922
Other	671	173,378
PREFERENCE PROGRAMS		
Directed JWOD	1,984	235,902
8 (a) Program	31,641	6,312,809
Small Disadvantaged Bus Set-Aside	2,142	391,089
Small Business Set-aside	50,782	7,332,753
Buy Indian/Self Determination Act	2,252	612,212
No Preference Program or Not Listed	371,528	159,711,500
COMMERCIAL ITEM ACQUISITION	72,082	15,881,496
SUBJECT TO LABOR STATUTES		
Walsh Healy Act	135,923	62,554,597
Service Contract Act	87,737	28,718,823
Davis Bacon Act	44,326	12,568,570
Not Subject to Above Acts	192,343	70,754,255
PRODUCT OR SERVICE		
Supplies & Equipment	133,736	58,875,378
ADP Equipment, Purchase and Lease	36,705	5,480,848
Research & Development	31,973	25,645,598
Construction	51,214	14,892,835
Architect & Engineering	18,014	2,688,565
Real Property, Purchase & Lease, or Maintenance	13,681	2,391,458
ADP Services (includes Installation & Maintenance)	34,840	10,039,244
Other Services	146,371	61,320,888

FEDERAL PROCUREMENT DATA SYSTEM
Executive Office of the President
Actions Reported in Summary on SF281
Fiscal Year 1998 Through Fourth Quarter

PART I - PRIME CONTRACTS							
	PROCUREMENT METHODS	Number of Actions (a)	NET DOLLAR AMOUNTS (000)				Total Dollars (f)
			Small Business Concerns (b)	Large Business Concerns (c)	Domestic Outside U.S./ Foreign (d)	Other Entities (e)	
NEW AWARDS AND MODIFICATIONS	1. Tariff or Regulated Acquisitions	0					0
	2. Contracts for Foreign Government or International Organization	0					0
	3. Simplified Acquisitions	4,708	3,918	1,212	0	152	5,282
	4. Delivery Orders - GSA Schedules Only	227	747	912	0	0	1,659
	5. Delivery Orders- Other Federal Schedules	0	0	0	0	0	0
	6. Delivery Orders - All Other	17	59	42	0	8	109
	7. Other Procurement Methods	0	0	0	0	0	0
	8. TOTAL NEW AWARDS AND MODIFICATIONS	4,952	4,724	2,166	0	160	7,050
COMPETITION	9. Competed	3,824	2,638	594	0	24	3,256
	10. Not Competed	859	1,685	868	0	126	2,679
	11. Not Available for Competition	269	401	704	0	10	1,115
MODIFICATIONS	12. TOTAL MODIFICATIONS (Excluding Line 3)	0					0

PART II - SELECTED SOCIOECONOMIC STATISTICS (Includes both new awards and modifications)					
TYPE OF CONTRACTOR			PREFERENCE PROGRAMS		
CATEGORY	Number of Actions (a)	Total net Dollars (b)	CATEGORY	Number of Actions (a)	Total net Dollars (b)
Small Business	4,212	4,724	Small Business Set-Aside	1,879	3,618
Small Disadvantaged Business	60	494	Small Disadvantaged Business Set-Aside	5	31
Women-Owned Small Business	175	891	8(a) Contract Award	0	0
JWOD Nonprofit Agency	0	0			
HBCU/MI	0	0			

Executive Office of the President
Actions Reported Individually on SF279
Fiscal Year 1998 Through Fourth Quarter

	Actions	Dollars (000)
TOTAL	146	28,644
CICA APPLICABILITY		
Pre-CICA	0	0
CICA Awards	140	27,320
Simplified Acquisitions	6	1,324
Subject to Statute other than CICA	0	0
KIND OF CONTRACT ACTION		
Initial Letter Contract	0	0
Def. Contract Superseding Letter	4	247
New Definitive Contract	6	4,936
Simplified Acquisitions	6	1,324
Order Under Single Award Indefinite Delivery Contract	0	0
Order Under BOA	2	751
Order /Mod Under GSA Schedule	47	4,088
Order/Mod Under Other Federal Schedule	0	0
Modifications	75	11,133
Order Under Multiple Awards Contract	6	6,165
Terminations	0	0
SYNOPSIS OF PROCUREMENT PRIOR TO AWARD		
Synopsized Prior to Award	109	19,221
Not Synopsized Due to Urgency	0	0
Not Synopsized for Other Reason	37	8,423

FEDERAL PROCUREMENT DATA SYSTEM
Executive Office of the President
Actions Reported Individually on SF279
Fiscal Year 1998 Through Fourth Quarter

	Actions	Dollars (000)
SOLICITATION PROCEDURE		
Full and Open Competition - Sealed Bid	0	0
Full and Open Competition - Comp Proposal	34	9,898
Full and Open Competition - Combination	0	0
Architect Engineer	0	0
Basic Research	0	0
Multiple Award Schedule	48	4,122
Alternate Source/Reduced Cost	1	29
Alternate Source/Mobilization	0	0
Alternate Source/Eng R & D	0	0
Set-aside	4	669
Other than Full and Open Competition	53	12,602
FULL AND OPEN COMPETITION WITH ONLY ONE BIDDER/OFFERER	3	68
AUTHORITY FOR OTHER THAN FULL AND OPEN COMPETITION		
Only One Source	8	4,746
- Follow-on Contract	0	0
- Utilities (Regulated & Telecommunications)	0	0
Unusual & Compelling Urgency	9	1,966
Mobilization/Essential R&D	0	0
International Agreement	0	0
Authorized by Statute	34	5,774
Authorized Resale	0	0
National Security	0	0
Public Interest	0	0
EXTENT COMPETED		
Competed	104	18,465
Not Available for Competition	32	4,369
Follow-on to Competed Action	0	0
Not Competed	10	5,810
TYPE OF CONTRACT		
Fixed Price	94	21,766
Cost Reimbursement	16	2,654
Time and Material	23	3,517
Labor Hour	13	707
TYPE OF CONTRACTOR		
Small Disadvantaged Business	53	7,554
Other Small Business	26	6,548
Large Business	67	14,542
JWOD Nonprofit Agency	0	0
Educational, Nonprofit & HBCU/MI	0	0
State & Local Government	0	0
Foreign Contractor	0	0
Domestic Contractor Performing Outside US	0	0
WOMAN-OWNED BUSINESS		
Small	4	5,175
Other	0	0
PREFERENCE PROGRAMS		
Directed JWOD	0	0
8 (a) Program	31	4,278
Small Disadvantaged Bus Set-Aside	6	1,266
Small Business Set-aside	7	971
Buy Indian/Self Determination Act	0	0
No Preference Program or Not Listed	102	22,129
COMMERCIAL ITEM ACQUISITION		
	40	18,720
SUBJECT TO LABOR STATUTES		
Walsh Healy Act	60	6,089
Service Contract Act	73	21,293
Davis Bacon Act	0	0
Not Subject to Above Acts	13	1,322
PRODUCT OR SERVICE		
Supplies & Equipment	29	3,283
ADP Equipment, Purchase and Lease	24	2,997
Research & Development	0	0
Construction	0	0
Architect & Engineering	0	0
Real Property, Purchase & Lease, or Maintenance	2	60
ADP Services (includes Installation & Maintenance)	74	16,229
Other Services	17	6,075

**FEDERAL PROCUREMENT DATA SYSTEM
Department of Agriculture
Actions Reported in Summary on SF281
Fiscal Year 1998 Through Fourth Quarter**

PART I - PRIME CONTRACTS							
	PROCUREMENT METHODS	Number of Actions (a)	NET DOLLAR AMOUNTS (000)				
			Small Business Concerns (b)	Large Business Concerns (c)	Domestic Outside U.S./ Foreign (d)	Other Entities (e)	Total Dollars (f)
NEW AWARDS AND MODIFICATIONS	1. Tariff or Regulated Acquisitions	187,781					47,085
	2. Contracts for Foreign Government or International Organization	21					91
	3. Simplified Acquisitions	236,418	163,912	25,449	1,642	4,926	195,929
	4. Delivery Orders - GSA Schedules Only	44,007	20,060	28,139	174	59	48,432
	5. Delivery Orders- Other Federal Schedules	2,575	2,191	2,556	558	90	5,395
	6. Delivery Orders - All Other	6,105	3,618	2,026	34	89	5,777
	7. Other Procurement Methods	25,576	9,713	1,911	112	6,091	17,827
	8. TOTAL NEW AWARDS AND MODIFICATIONS	482,483	199,494	60,081	2,520	11,285	320,536
COMPETITION	9. Competed	130,874	130,120	43,201	1,192	2,211	176,724
	10. Not Competed	69,079	37,018	9,972	934	3,828	51,752
	11. Not Available for Competition	282,510	32,356	6,908	394	5,226	44,884
MODIFICATIONS	12. TOTAL MODIFICATIONS (Excluding Line 3)	3,572					-278

PART II - SELECTED SOCIOECONOMIC STATISTICS (Includes both new awards and modifications)					
CATEGORY	TYPE OF CONTRACTOR		PREFERENCE PROGRAMS		
	Number of Actions (a)	Total net Dollars (b)	CATEGORY	Number of Actions (a)	Total net Dollars (b)
Small Business	222,373	199,494	Small Business Set-Aside	41,114	36,634
Small Disadvantaged Business	5,266	5,548	Small Disadvantaged Business Set-Aside	2,066	3,951
Women-Owned Small Business	8,211	13,621	8(a) Contract Award	140	854
JWOD Nonprofit Agency	246	463			
HBCU/MI	1,813	24			

**Department of Agriculture
Actions Reported Individually on SF279
Fiscal Year 1998 Through Fourth Quarter**

	Actions	Dollars (000)
TOTAL		
CICA APPLICABILITY	17,679	2,585,424
Pre-CICA		
CICA Awards	27	1,354
Simplified Acquisitions	14,428	2,231,729
Subject to Statute other than CICA	2,321	56,091
KIND OF CONTRACT ACTION	903	296,250
Initial Letter Contract		
Def. Contract Superseding Letter	83	13,899
New Definitive Contract	13	1,270
Simplified Acquisitions	4,890	1,948,943
Order Under Single Award Indefinite Delivery Contract	1,890	52,428
Order Under BOA	7,097	330,130
Order /Mod Under GSA Schedule	54	2,804
Order/Mod Under Other Federal Schedule	244	43,520
Modifications	1	29
Order Under Multiple Awards Contract	3,206	180,186
Terminations	195	12,254
SYNOPSIS OF PROCUREMENT PRIOR TO AWARD	6	-39
Synopsized Prior to Award		
Not Synopsized Due to Urgency	11,686	1,023,079
Not Synopsized for Other Reason	203	10,254
	5,790	1,552,091

FEDERAL PROCUREMENT DATA SYSTEM
Department of Agriculture
Actions Reported Individually on SF279
Fiscal Year 1998 Through Fourth Quarter

	Actions	Dollars (000)
SOLICITATION PROCEDURE		
Full and Open Competition - Sealed Bid	4,439	1,516,315
Full and Open Competition - Comp Proposal	6,468	391,432
Full and Open Competition - Combination	140	4,860
Architect Engineer	558	24,107
Basic Research	0	0
Multiple Award Schedule	292	69,220
Alternate Source/Reduced Cost	1	2,410
Alternate Source/Mobilization	0	0
Alternate Source/Eng R & D	0	0
Set-aside	1,200	110,437
Other than Full and Open Competition	1,330	112,848
FULL AND OPEN COMPETITION WITH ONLY ONE BIDDER/OFFERER	459	58,336
AUTHORITY FOR OTHER THAN FULL AND OPEN COMPETITION		
Only One Source	423	40,172
- Follow-on Contract	51	2,202
- Utilities (Regulated & Telecommunications)	4	367
Unusual & Compelling Urgency	222	11,576
Mobilization/Essential R&D	1	225
International Agreement	7	160
Authorized by Statute	634	58,235
Authorized Resale	0	0
National Security	0	0
Public Interest	43	2,580
EXTENT COMPETED		
Competed	16,068	2,471,781
Not Available for Competition	1,032	81,830
Follow-on to Competed Action	48	2,562
Not Competed	531	29,251
TYPE OF CONTRACT		
Fixed Price	17,362	2,530,522
Cost Reimbursement	181	42,694
Time and Material	64	3,026
Labor Hour	72	9,182
TYPE OF CONTRACTOR		
Small Disadvantaged Business	2,062	176,957
Other Small Business	7,822	857,199
Large Business	7,575	1,512,780
JWOD Nonprofit Agency	46	7,567
Educational, Nonprofit & HBCU/MI	48	26,111
State & Local Government	120	4,128
Foreign Contractor	5	646
Domestic Contractor Performing Outside US	1	56
WOMAN-OWNED BUSINESS		
Small	928	73,465
Other	0	0
PREFERENCE PROGRAMS		
Directed JWOD	37	5,881
8 (a) Program	1,212	109,207
Small Disadvantaged Bus Set-Aside	0	0
Small Business Set-aside	3,985	293,335
Buy Indian/Self Determination Act	1	50
No Preference Program or Not Listed	12,444	2,176,951
COMMERCIAL ITEM ACQUISITION		
	3,459	835,691
SUBJECT TO LABOR STATUTES		
Walsh Healy Act	880	80,281
Service Contract Act	4,869	268,885
Davis Bacon Act	3,189	288,059
Not Subject to Above Acts	8,941	1,948,199
PRODUCT OR SERVICE		
Supplies & Equipment	3,713	1,677,320
ADP Equipment, Purchase and Lease	1,994	114,655
Research & Development	3	83
Construction	3,403	294,873
Architect & Engineering	617	27,613
Real Property, Purchase & Lease, or Maintenance	536	28,982
ADP Services (Includes Installation & Maintenance)	3,432	152,217
Other Services	3,981	289,701

**FEDERAL PROCUREMENT DATA SYSTEM
Department of Commerce
Actions Reported in Summary on SF281
Fiscal Year 1998 Through Fourth Quarter**

PART I - PRIME CONTRACTS							
	PROCUREMENT METHODS	Number of Actions (a)	NET DOLLAR AMOUNTS (000)				Total Dollars (f)
			Small Business Concerns (b)	Large Business Concerns (c)	Domestic Outside U.S./ Foreign (d)	Other Entities (e)	
NEW AWARDS AND MODIFICATIONS	1. Tariff or Regulated Acquisitions	107					122
	2. Contracts for Foreign Government or International Organization	7					27
	3. Simplified Acquisitions	41,330	71,764	15,827	566	6,824	94,981
	4. Delivery Orders - GSA Schedules Only	15,264	17,539	18,917	16	213	36,685
	5. Delivery Orders- Other Federal Schedules	275	534	1,182	0	26	1,742
	6. Delivery Orders - All Other	538	839	762	3	292	1,896
	7. Other Procurement Methods	2,204	2,020	982	26	882	3,910
	8. TOTAL NEW AWARDS AND MODIFICATIONS	59,725	92,696	37,670	611	8,237	139,363
COMPETITION	9. Competed	22,968	46,101	20,969	48	612	67,630
	10. Not Competed	12,707	27,097	8,675	413	5,859	41,844
	11. Not Available for Competition	24,050	19,498	8,126	150	1,966	29,740
MODIFICATIONS	12. TOTAL MODIFICATIONS (Excluding Line 3)	13,803					26,950

PART II - SELECTED SOCIOECONOMIC STATISTICS (Includes both new awards and modifications)					
TYPE OF CONTRACTOR			PREFERENCE PROGRAMS		
CATEGORY	Number of Actions (a)	Total net Dollars (b)	CATEGORY	Number of Actions (a)	Total net Dollars (b)
Small Business	36,136	92,696	Small Business Set-Aside	9,858	22,157
Small Disadvantaged Business	957	3,626	Small Disadvantaged Business Set-Aside	309	1,229
Women-Owned Small Business	1,806	5,274	8(a) Contract Award	12	66
JWOD Nonprofit Agency	44	128			
HBCU/MI	3	38			

**Department of Commerce
Actions Reported Individually on SF279
Fiscal Year 1998 Through Fourth Quarter**

	Actions	Dollars (000)
TOTAL	6,443	1,057,820
CICA APPLICABILITY		
Pre-CICA	0	0
CICA Awards	5,540	1,013,731
Simplified Acquisitions	845	36,417
Subject to Statute other than CICA	39	2,203
KIND OF CONTRACT ACTION		
Initial Letter Contract	3	182
Def. Contract Superseding Letter	1	2,475
New Definitive Contract	340	107,365
Simplified Acquisitions	692	33,420
Order Under Single Award Indefinite Delivery Contract	1,277	180,988
Order Under BOA	105	7,122
Order /Mod Under GSA Schedule	1,243	160,900
Order/Mod Under Other Federal Schedule	0	0
Modifications	2,536	519,108
Order Under Multiple Awards Contract	243	46,461
Terminations	3	-201
SYNOPSIS OF PROCUREMENT PRIOR TO AWARD		
Synopsized Prior to Award	2,578	578,489
Not Synopsized Due to Urgency	89	5,602
Not Synopsized for Other Reason	3,757	468,260

FEDERAL PROCUREMENT DATA SYSTEM
Department of Commerce
Actions Reported Individually on SF279
Fiscal Year 1998 Through Fourth Quarter

	Actions	Dollars (000)
SOLICITATION PROCEDURE		
Full and Open Competition - Sealed Bid	157	24,246
Full and Open Competition - Comp Proposal	1,583	557,593
Full and Open Competition - Combination	16	867
Architect Engineer	90	14,417
Basic Research	3	1,258
Multiple Award Schedule	1,271	166,757
Alternate Source/Reduced Cost	9	632
Alternate Source/Mobilization	0	0
Alternate Source/Eng R & D	0	0
Set-aside	683	96,634
Other than Full and Open Competition	1,728	151,327
FULL AND OPEN COMPETITION WITH ONLY ONE BIDDER/OFFERER	251	53,420
AUTHORITY FOR OTHER THAN FULL AND OPEN COMPETITION		
Only One Source	457	53,826
- Follow-on Contract	31	7,629
- Utilities (Regulated & Telecommunications)	37	3,809
Unusual & Compelling Urgency	40	4,728
Mobilization/Essential R&D	0	0
International Agreement	1	-13
Authorized by Statute	1,221	91,849
Authorized Resale	8	817
National Security	1	120
Public Interest	0	0
EXTENT COMPETED		
Competed	4,359	893,905
Not Available for Competition	1,470	114,486
Follow-on to Competed Action	22	3,415
Not Competed	573	40,545
TYPE OF CONTRACT		
Fixed Price	5,030	626,291
Cost Reimbursement	791	325,840
Time and Material	235	44,815
Labor Hour	368	55,405
TYPE OF CONTRACTOR		
Small Disadvantaged Business	1,599	148,507
Other Small Business	2,060	214,482
Large Business	2,362	648,344
JWOD Nonprofit Agency	10	1,226
Educational, Nonprofit & HBCU/MI	241	26,717
State & Local Government	92	7,753
Foreign Contractor	59	5,263
Domestic Contractor Performing Outside US	1	59
WOMAN-OWNED BUSINESS		
Small	580	54,226
Other	1	32
PREFERENCE PROGRAMS		
Directed JWOD	9	1,225
8 (a) Program	1,173	96,788
Small Disadvantaged Bus Set-Aside	26	3,459
Small Business Set-aside	610	57,939
Buy Indian/Self Determination Act	0	0
No Preference Program or Not Listed	4,606	902,940
COMMERCIAL ITEM ACQUISITION	1,418	154,199
SUBJECT TO LABOR STATUTES		
Wash Healy Act	1,477	303,840
Service Contract Act	1,188	243,597
Davis Bacon Act	171	31,792
Not Subject to Above Acts	3,588	473,122
PRODUCT OR SERVICE		
Supplies & Equipment	994	121,658
ADP Equipment, Purchase and Lease	1,398	263,381
Research & Development	186	24,927
Construction	128	18,666
Architect & Engineering	224	20,097
Real Property, Purchase & Lease, or Maintenance	26	5,118
ADP Services (includes Installation & Maintenance)	1,282	300,189
Other Services	2,205	303,784

**FEDERAL PROCUREMENT DATA SYSTEM
Department of Defense
Actions Reported in Summary on SF281
Fiscal Year 1998 Through Fourth Quarter**

PART I - PRIME CONTRACTS							
	PROCUREMENT METHODS	Number of Actions (a)	NET DOLLAR AMOUNTS (000)				Total Dollars (f)
			Small Business Concerns (b)	Large Business Concerns (c)	Domestic Outside U.S./ Foreign (d)	Other Entities (e)	
NEW AWARDS AND MODIFICATIONS	1. Tariff or Regulated Acquisitions	52,880					64,202
	2. Contracts for Foreign Government or International Organization	52,447					106,188
	3. Simplified Acquisitions	1,598,840	2,650,263	752,649	289,610	36,046	3,728,568
	4. Delivery Orders - GSA Schedules Only	100,126	252,906	282,460	15,822	6,637	557,825
	5. Delivery Orders- Other Federal Schedules	17,254	27,327	37,433	604	1,489	66,853
	6. Delivery Orders - All Other	3,784,096	1,288,416	3,867,063	289,817	59,834	5,485,130
	7. Other Procurement Methods	502,477	217,861	189,722	71,537	75,332	564,452
	8. TOTAL NEW AWARDS AND MODIFICATIONS	6,087,700	4,416,773	5,139,327	667,390	179,336	10,573,218
COMPETITION	9. Competed	2,287,238	2,963,391	1,981,007	517,626	30,593	5,492,617
	10. Not Competed	140,068	293,528	284,650	38,881	11,439	628,498
	11. Not Available for Competition	3,660,396	1,159,854	2,873,670	110,883	137,306	4,281,713
MODIFICATIONS	12. TOTAL MODIFICATIONS (Excluding Line 3)	168,280					320,255

PART II - SELECTED SOCIOECONOMIC STATISTICS (Includes both new awards and modifications)					
TYPE OF CONTRACTOR			PREFERENCE PROGRAMS		
CATEGORY	Number of Actions (a)	Total net Dollars (b)	CATEGORY	Number of Actions (a)	Total net Dollars (b)
Small Business	2,841,486	4,416,773	Small Business Set-Aside	980,013	2,031,049
Small Disadvantaged Business	201,038	316,682	Small Disadvantaged Business Set-Aside	5,993	15,581
Women-Owned Small Business	158,005	313,117	8(a) Contract Award	40,629	101,148
JWOD Nonprofit Agency	25,594	27,128			
HBCU/MI	3,010	6,810			

**Department of Defense
Actions Reported Individually on SF279
Fiscal Year 1998 Through Fourth Quarter**

	Actions	Dollars (000)
TOTAL		
CICA APPLICABILITY	255,214	116,379,832
Pre-CICA		
CICA Awards	4,072	1,939,889
Simplified Acquisitions	209,174	106,075,700
Subject to Statute other than CICA	31,507	1,566,416
KIND OF CONTRACT ACTION	0	0
Initial Letter Contract	520	5,090,913
Def. Contract Superseding Letter	149	1,717,979
New Definitive Contract	22,283	22,496,452
Simplified Acquisitions	37,175	2,175,354
Order Under Single Award Indefinite Delivery Contract	67,977	15,534,455
Order Under BOA	13,588	3,851,790
Order /Mod Under GSA Schedule	20,101	2,755,428
Order/Mod Under Other Federal Schedule	684	54,827
Modifications	74,988	55,804,419
Order Under Multiple Awards Contract	16,650	7,204,110
Terminations	1,099	-305,895
SYNOPSIS OF PROCUREMENT PRIOR TO AWARD		
Synopsized Prior to Award	184,056	90,382,397
Not Synopsized Due to Urgency	6,939	1,373,931
Not Synopsized for Other Reason	58,615	18,407,254

FEDERAL PROCUREMENT DATA SYSTEM
Department of Defense
Actions Reported Individually on SF279
Fiscal Year 1998 Through Fourth Quarter

	Actions	Dollars (000)
SOLICITATION PROCEDURE		
Full and Open Competition - Sealed Bid	16,535	5,911,104
Full and Open Competition - Comp Proposal	81,982	40,134,013
Full and Open Competition - Combination	986	828,036
Architect Engineer	8,864	1,267,234
Basic Research	3,057	1,032,919
Multiple Award Schedule	21,558	3,103,030
Alternate Source/Reduced Cost	84	91,796
Alternate Source/Mobilization	0	0
Alternate Source/Eng R & D	0	0
Set-aside	23,130	5,564,034
Other than Full and Open Competition	52,960	48,143,534
FULL AND OPEN COMPETITION WITH ONLY ONE BIDDER/OFFERER	10,324	4,091,904
AUTHORITY FOR OTHER THAN FULL AND OPEN COMPETITION		
Only One Source	28,735	32,579,051
- Follow-on Contract	1,702	3,349,050
- Utilities (Regulated & Telecommunications)	1,314	447,560
Unusual & Compelling Urgency	3,346	2,096,904
Mobilization/Essential R&D	3,200	6,209,624
International Agreement	0	0
Authorized by Statute	13,907	3,552,355
Authorized Resale	2,213	908,495
National Security	1,230	2,638,969
Public Interest	329	158,136
EXTENT COMPETED		
Competed	190,803	67,543,132
Not Available for Competition	19,894	5,255,952
Follow-on to Competed Action	2,642	4,893,531
Not Competed	36,271	32,470,967
TYPE OF CONTRACT		
Fixed Price	191,035	66,122,403
Cost Reimbursement	44,807	39,664,167
Time and Material	11,896	3,862,501
Labor Hour	1,872	514,511
TYPE OF CONTRACTOR		
Small Disadvantaged Business	29,321	6,342,534
Other Small Business	71,722	13,315,063
Large Business	126,717	82,480,140
JWOD Nonprofit Agency	1,291	406,183
Educational, Nonprofit & HBCU/MI	6,219	2,967,742
State & Local Government	1	336
Foreign Contractor	12,613	3,587,434
Domestic Contractor Performing Outside US	1,726	1,044,150
WOMAN-OWNED BUSINESS		
Small	9,820	1,783,101
Other	387	69,409
PREFERENCE PROGRAMS		
Directed JWOD	286	61,824
8 (a) Program	15,214	3,326,818
Small Disadvantaged Bus Set-Aside	1,934	354,890
Small Business Set-aside	26,258	4,779,411
Buy Indian/Self Determination Act	0	0
No Preference Program or Not Listed	205,918	101,640,839
COMMERCIAL ITEM ACQUISITION	40,893	10,630,744
SUBJECT TO LABOR STATUTES		
Walsh Healy Act	93,236	48,839,265
Service Contract Act	42,288	15,999,627
Davis Bacon Act	23,065	8,549,025
Not Subject to Above Acts	91,021	36,775,665
PRODUCT OR SERVICE		
Supplies & Equipment	85,445	45,466,738
ADP Equipment, Purchase and Lease	17,142	2,477,261
Research & Development	24,420	20,006,370
Construction	30,344	10,960,644
Architect & Engineering	10,961	1,909,894
Real Property, Purchase & Lease, or Maintenance	222	134,629
ADP Services (includes Installation & Maintenance)	15,567	4,442,702
Other Services	71,113	30,981,594

**FEDERAL PROCUREMENT DATA SYSTEM
Department of Education
Actions Reported in Summary on SF281
Fiscal Year 1998 Through Fourth Quarter**

PART I - PRIME CONTRACTS							
	PROCUREMENT METHODS	Number of Actions (a)	NET DOLLAR AMOUNTS (000)				Total Dollars (f)
			Small Business Concerns (b)	Large Business Concerns (c)	Domestic Outside U.S./ Foreign (d)	Other Entities (e)	
NEW AWARDS AND MODIFICATIONS	1. Tariff or Regulated Acquisitions	24					12
	2. Contracts for Foreign Government or International Organization	24					127
	3. Simplified Acquisitions	2,981	4,784	3,878	280	880	9,822
	4. Delivery Orders - GSA Schedules Only	186	410	703	8	8	1,127
	5. Delivery Orders- Other Federal Schedules	2	29	0	0	0	29
	6. Delivery Orders - All Other	6	15	3	0	7	25
	7. Other Procurement Methods	111	97	131	7	163	398
	8. TOTAL NEW AWARDS AND MODIFICATIONS	3,334	5,335	4,715	293	1,058	11,540
COMPETITION	9. Competed	2,783	4,526	4,394	122	789	9,811
	10. Not Competed	356	739	292	28	166	1,225
	11. Not Available for Competition	185	70	29	143	123	365
MODIFICATIONS	12. TOTAL MODIFICATIONS (Excluding Line 3)	32					136

PART II - SELECTED SOCIOECONOMIC STATISTICS (Includes both new awards and modifications)					
TYPE OF CONTRACTOR			PREFERENCE PROGRAMS		
CATEGORY	Number of Actions (a)	Total net Dollars (b)	CATEGORY	Number of Actions (a)	Total net Dollars (b)
Small Business	1,582	5,335	Small Business Set-Aside	2	3
Small Disadvantaged Business	21	108	Small Disadvantaged Business Set-Aside	0	0
Women-Owned Small Business	50	190	8(a) Contract Award	1	25
JWOD Nonprofit Agency	0	0			
HBCU/MI	0	0			

**Department of Education
Actions Reported Individually on SF279
Fiscal Year 1998 Through Fourth Quarter**

	Actions	Dollars (000)
TOTAL	488	531,285
CICA APPLICABILITY		
Pre-CICA	0	0
CICA Awards	480	530,507
Simplified Acquisitions	8	758
Subject to Statute other than CICA	0	0
KIND OF CONTRACT ACTION		
Initial Letter Contract	0	0
Def. Contract Superseding Letter	1	125
New Definitive Contract	10	3,681
Simplified Acquisitions	8	758
Order Under Single Award Indefinite Delivery Contract	0	0
Order Under BOA	0	0
Order /Mod Under GSA Schedule	17	3,085
Order/Mod Under Other Federal Schedule	0	0
Modifications	419	521,551
Order Under Multiple Awards Contract	12	2,035
Terminations	1	30
SYNOPSIS OF PROCUREMENT PRIOR TO AWARD		
Synopsized Prior to Award	440	521,483
Not Synopsized Due to Urgency	0	0
Not Synopsized for Other Reason	28	9,782

FEDERAL PROCUREMENT DATA SYSTEM
Department of Education
Actions Reported Individually on SF279
Fiscal Year 1998 Through Fourth Quarter

	Actions	Dollars (000)
SOLICITATION PROCEDURE		
Full and Open Competition - Sealed Bid	3	1,960
Full and Open Competition - Comp Proposal	400	516,059
Full and Open Competition - Combination	0	0
Architect Engineer	0	0
Basic Research	0	0
Multiple Award Schedule	24	3,799
Alternate Source/Reduced Cost	0	0
Alternate Source/Mobilization	0	0
Alternate Source/Eng R & D	0	0
Set-aside	19	3,887
Other than Full and Open Competition	14	4,802
FULL AND OPEN COMPETITION WITH ONLY ONE BIDDER/OFFERER	32	58,088
AUTHORITY FOR OTHER THAN FULL AND OPEN COMPETITION		
Only One Source	9	2,894
- Follow-on Contract	3	483
- Utilities (Regulated & Telecommunications)	1	1,480
Unusual & Compelling Urgency	0	0
Mobilization/Essential R&D	0	0
International Agreement	0	0
Authorized by Statute	5	1,908
Authorized Resale	0	0
National Security	0	0
Public Interest	0	0
EXTENT COMPETED		
Competed	452	526,010
Not Available for Competition	5	1,704
Follow-on to Competed Action	2	427
Not Competed	9	3,124
TYPE OF CONTRACT		
Fixed Price	207	345,265
Cost Reimbursement	80	121,399
Time and Material	164	62,336
Labor Hour	17	2,265
TYPE OF CONTRACTOR		
Small Disadvantaged Business	35	6,940
Other Small Business	97	40,635
Large Business	276	403,025
JWOD Nonprofit Agency	0	0
Educational, Nonprofit & HBCU/MI	58	79,152
State & Local Government	2	1,513
Foreign Contractor	0	0
Domestic Contractor Performing Outside US	0	0
WOMAN OWNED BUSINESS		
Small	9	8,242
Other	0	0
PREFERENCE PROGRAMS		
Directed JWOD	0	0
8 (a) Program	28	5,940
Small Disadvantaged Bus Set-Aside	1	203
Small Business Set-aside	10	6,080
Buy Indian/Self Determination Act	0	0
No Preference Program or Not Listed	429	519,042
COMMERCIAL ITEM ACQUISITION	30	9,471
SUBJECT TO LABOR STATUTES		
Walsh Healy Act	13	1,963
Service Contract Act	35	119,969
Davis Bacon Act	1	133
Not Subject to Above Acts	419	406,200
PRODUCT OR SERVICE		
Supplies & Equipment	36	14,669
ADP Equipment, Purchase and Lease	63	31,063
Research & Development	60	85,373
Construction	0	0
Architect & Engineering	0	0
Real Property, Purchase & Lease, or Maintenance	0	0
ADP Services (includes Installation & Maintenance)	105	213,384
Other Services	204	186,776

FEDERAL PROCUREMENT DATA SYSTEM
Department of Energy
Actions Reported in Summary on SF281
Fiscal Year 1998 Through Fourth Quarter

PART I - PRIME CONTRACTS							
	PROCUREMENT METHODS	Number of Actions (a)	NET DOLLAR AMOUNTS (000)				Total Dollars (f)
			Small Business Concerns (b)	Large Business Concerns (c)	Domestic Outside U.S./ Foreign (d)	Other Entitles (e)	
NEW AWARDS AND MODIFICATIONS	1. Tariff or Regulated Acquisitions	2					3
	2. Contracts for Foreign Government or International Organization	1					2
	3. Simplified Acquisitions	6,809	15,076	5,023	158	1,219	21,476
	4. Delivery Orders - GSA Schedules Only	750	1,264	2,244	0	129	3,637
	5. Delivery Orders- Other Federal Schedules	138	203	181	0	45	409
	6. Delivery Orders - All Other	242	227	243	5	133	608
	7. Other Procurement Methods	141	85	496	0	154	745
	8. TOTAL NEW AWARDS AND MODIFICATIONS	8,083	16,885	8,167	163	1,680	26,880
COMPETITION	9. Competed	2,901	7,378	3,027	0	78	10,483
	10. Not Competed	3,869	7,728	3,789	150	1,138	12,805
	11. Not Available for Competition	1,313	1,759	1,351	13	484	3,587
MODIFICATIONS	12. TOTAL MODIFICATIONS (Excluding Line 3)	343					269

PART II - SELECTED SOCIOECONOMIC STATISTICS (Includes both new awards and modifications)					
TYPE OF CONTRACTOR			PREFERENCE PROGRAMS		
CATEGORY	Number of Actions (a)	Total net Dollars (b)	CATEGORY	Number of Actions (a)	Total net Dollars (b)
Small Business	4,556	16,865	Small Business Set-Aside	2,110	5,682
Small Disadvantaged Business	173	931	Small Disadvantaged Business Set-Aside	26	213
Women-Owned Small Business	406	1,469	8(a) Contract Award	325	1,527
JWOD Nonprofit Agency	5	32			
HBCU/MI	1	20			

Department of Energy
Actions Reported Individually on SF279
Fiscal Year 1998 Through Fourth Quarter

	Actions	Dollars (000)
TOTAL	4,776	15,103,618
CICA APPLICABILITY		
Pre-CICA		
CICA Awards	169	3,904,730
Simplified Acquisitions	4,152	11,175,527
Subject to Statute other than CICA	427	14,795
	0	0
KIND OF CONTRACT ACTION		
Initial Letter Contract	12	13,026
Def. Contract Superseding Letter	0	0
New Definitive Contract	235	185,249
Simplified Acquisitions	322	13,926
Order Under Single Award Indefinite Delivery Contract	502	47,561
Order Under BOA	33	815
Order /Mod Under GSA Schedule	389	32,814
Order/Mod Under Other Federal Schedule	0	0
Modifications	3,201	14,804,560
Order Under Multiple Awards Contract	97	27,323
Terminations	5	-1,456
SYNOPSIS OF PROCUREMENT PRIOR TO AWARD		
Synopsized Prior to Award	2,550	7,380,398
Not Synopsized Due to Urgency	32	7,189
Not Synopsized for Other Reason	2,194	7,716,031

FEDERAL PROCUREMENT DATA SYSTEM
Department of Energy
Actions Reported Individually on SF279
Fiscal Year 1998 Through Fourth Quarter

	Actions	Dollars (000)
SOLICITATION PROCEDURE		
Full and Open Competition - Sealed Bid	245	207,093
Full and Open Competition - Comp Proposal	1,323	6,964,519
Full and Open Competition - Combination	115	7,287
Architect Engineer	101	20,849
Basic Research	12	1,562
Multiple Award Schedule	446	43,915
Alternate Source/Reduced Cost	0	0
Alternate Source/Mobilization	0	0
Alternate Source/Eng R & D	0	0
Set-aside	610	301,838
Other than Full and Open Competition	1,300	3,628,464
FULL AND OPEN COMPETITION WITH ONLY ONE BIDDER/OFFERER	190	1,392,928
AUTHORITY FOR OTHER THAN FULL AND OPEN COMPETITION		
Only One Source	388	1,454,473
- Follow-on Contract	58	1,290,036
- Utilities (Regulated & Telecommunications)	39	12,366
Unusual & Compelling Urgency	25	8,290
Mobilization/Essential R&D	145	1,995,020
International Agreement	9	1,588
Authorized by Statute	688	98,572
Authorized Resale	0	0
National Security	10	6,884
Public Interest	35	62,837
EXTENT COMPETED		
Competed	3,186	8,428,393
Not Available for Competition	947	1,911,081
Follow-on to Competed Action	19	7,141
Not Competed	624	4,757,003
TYPE OF CONTRACT		
Fixed Price	2,042	584,773
Cost Reimbursement	2,220	14,424,816
Time and Material	283	47,542
Labor Hour	251	46,687
TYPE OF CONTRACTOR		
Small Disadvantaged Business	1,294	226,820
Other Small Business	1,049	222,064
Large Business	2,028	9,908,778
JWOD Nonprofit Agency	26	3,862
Educational, Nonprofit & HBCU/MI	198	1,586,496
State & Local Government	155	3,151,661
Foreign Contractor	20	1,025
Domestic Contractor Performing Outside US	6	2,912
WOMAN OWNED BUSINESS		
Small	280	33,861
Other	1	62
PREFERENCE PROGRAMS		
Directed JWOD	25	3,831
8 (a) Program	1,117	183,924
Small Disadvantaged Bus Set-Aside	16	543
Small Business Set-aside	525	154,165
Buy Indian/Self Determination Act	0	0
No Preference Program or Not Listed	3,093	14,781,155
COMMERCIAL ITEM ACQUISITION		
	426	52,060
SUBJECT TO LABOR STATUTES		
Walsh Healy Act	533	836,719
Service Contract Act	1,200	2,690,652
Davis Bacon Act	306	180,213
Not Subject to Above Acts	2,737	11,396,034
PRODUCT OR SERVICE		
Supplies & Equipment	474	205,734
ADP Equipment, Purchase and Lease	266	21,222
Research & Development	422	854,878
Construction	353	168,613
Architect & Engineering	132	48,586
Real Property, Purchase & Lease, or Maintenance	21	2,471
ADP Services (includes Installation & Maintenance)	313	91,567
Other Services	2,795	13,710,545

FEDERAL PROCUREMENT DATA SYSTEM
Department of Health and Human Services
Actions Reported in Summary on SF281
Fiscal Year 1998 Through Fourth Quarter

PART I - PRIME CONTRACTS							
	PROCUREMENT METHODS	Number of Actions (a)	NET DOLLAR AMOUNTS (000)				Total Dollars (f)
			Small Business Concerns (b)	Large Business Concerns (c)	Domestic Outside U.S./ Foreign (d)	Other Entities (e)	
NEW AWARDS AND MODIFICATIONS	1. Tariff or Regulated Acquisitions	1					2
	2. Contracts for Foreign Government or International Organization	4					34
	3. Simplified Acquisitions	234,436	229,127	92,232	4,094	13,599	339,052
	4. Delivery Orders - GSA Schedules Only	53,034	33,137	56,633	0	609	90,379
	5. Delivery Orders- Other Federal Schedules	12,134	36,557	18,922	5	2,476	57,960
	6. Delivery Orders - All Other	4,830	15,484	8,171	0	433	24,088
	7. Other Procurement Methods	37,842	17,827	7,679	0	10,183	35,699
	8. TOTAL NEW AWARDS AND MODIFICATIONS	342,281	332,132	183,637	4,099	27,310	547,214
COMPETITION	9. Competed	67,702	89,993	65,611	928	3,930	160,462
	10. Not Competed	74,046	123,066	50,848	1,963	16,288	192,165
	11. Not Available for Competition	200,533	119,073	67,178	1,208	7,092	194,551
MODIFICATIONS	12. TOTAL MODIFICATIONS (Excluding Line 3)	6,642					-29,729

PART II - SELECTED SOCIOECONOMIC STATISTICS (Includes both new awards and modifications)					
TYPE OF CONTRACTOR			PREFERENCE PROGRAMS		
CATEGORY	Number of Actions (a)	Total net Dollars (b)	CATEGORY	Number of Actions (a)	Total net Dollars (b)
Small Business	216,549	332,132	Small Business Set-Aside	165,708	243,721
Small Disadvantaged Business	21,736	46,290	Small Disadvantaged Business Set-Aside	5,587	17,277
Women-Owned Small Business	15,276	27,548	8(a) Contract Award	4,630	9,472
JWOD Nonprofit Agency	627	1,080			
HBCU/MI	477	1,410			

Department of Health and Human Services
Actions Reported Individually on SF279
Fiscal Year 1998 Through Fourth Quarter

	Actions	Dollars (000)
TOTAL	10,839	3,687,895
CICA APPLICABILITY		
Pre-CICA	16	1,603
CICA Awards	8,957	3,362,153
Simplified Acquisitions	1,118	92,491
Subject to Statute other than CICA	732	228,171
KIND OF CONTRACT ACTION		
Initial Letter Contract	134	13,049
Def. Contract Superseding Letter	3	495
New Definitive Contract	1,166	848,849
Simplified Acquisitions	1,075	92,102
Order Under Single Award Indefinite Delivery Contract	769	197,104
Order Under BOA	29	15,312
Order /Mod Under GSA Schedule	355	47,440
Order/Mod Under Other Federal Schedule	9	554
Modifications	7,153	2,444,311
Order Under Multiple Awards Contract	143	28,431
Terminations	3	248
SYNOPSIS OF PROCUREMENT PRIOR TO AWARD		
Synopsized Prior to Award	5,348	1,874,201
Not Synopsized Due to Urgency	96	31,752
Not Synopsized for Other Reason	5,391	1,781,399

FEDERAL PROCUREMENT DATA SYSTEM
Department of Health and Human Services
Actions Reported Individually on SF279
Fiscal Year 1998 Through Fourth Quarter

SOLICITATION PROCEDURE	Actions	Dollars (000)
Full and Open Competition - Sealed Bid	305	69,012
Full and Open Competition - Comp Proposal	3,982	1,888,502
Full and Open Competition - Combination	124	4,062
Architect Engineer	230	21,446
Basic Research	5	2,492
Multiple Award Schedule	415	93,185
Alternate Source/Reduced Cost	7	2,546
Alternate Source/Mobilization	0	0
Alternate Source/Eng R & D	0	0
Set-aside	821	170,649
Other than Full and Open Competition	3,268	1,110,259
FULL AND OPEN COMPETITION WITH ONLY ONE BIDDER/OFFERER	982	431,983
AUTHORITY FOR OTHER THAN FULL AND OPEN COMPETITION		
Only One Source	908	367,240
- Follow-on Contract	104	62,909
- Utilities (Regulated & Telecommunications)	2	477
Unusual & Compelling Urgency	70	42,732
Mobilization/Essential R&D	2	927
International Agreement	1	100
Authorized by Statute	2,284	698,760
Authorized Resale	1	300
National Security	0	0
Public Interest	1	200
EXTENT COMPETED		
Competed	6,501	2,354,969
Not Available for Competition	2,215	711,227
Follow-on to Competed Action	96	47,933
Not Competed	2,023	573,223
TYPE OF CONTRACT		
Fixed Price	5,399	1,235,153
Cost Reimbursement	5,155	2,349,280
Time and Material	215	85,444
Labor Hour	66	17,475
TYPE OF CONTRACTOR		
Small Disadvantaged Business	1,638	606,770
Other Small Business	2,359	481,338
Large Business	2,810	1,211,551
JWOD Nonprofit Agency	10	1,310
Educational, Nonprofit & HBCU/MI	1,529	664,915
State & Local Government	2,433	708,651
Foreign Contractor	51	10,558
Domestic Contractor Performing Outside US	5	259
WOMAN-OWNED BUSINESS		
Small	762	116,735
Other	18	26,487
PREFERENCE PROGRAMS		
Directed JWOD	0	0
8 (a) Program	1,091	431,422
Small Disadvantaged Bus Set-Aside	5	286
Small Business Set-aside	781	164,903
Buy Indian/Self Determination Act	2,073	544,431
No Preference Program or Not Listed	6,885	2,548,310
COMMERCIAL ITEM ACQUISITION		
	722	101,271
SUBJECT TO LABOR STATUTES		
Walsh Healy Act	582	337,327
Service Contract Act	1,087	530,043
Davis Bacon Act	901	193,483
Not Subject to Above Acts	8,265	2,626,499
PRODUCT OR SERVICE		
Supplies & Equipment	707	334,847
ADP Equipment, Purchase and Lease	449	84,505
Research & Development	1,886	971,766
Construction	1,155	233,936
Architect & Engineering	286	13,220
Real Property, Purchase & Lease, or Maintenance	22	1,535
ADP Services (includes Installation & Maintenance)	828	403,358
Other Services	5,506	1,644,728

FEDERAL PROCUREMENT DATA SYSTEM
Department of Housing and Urban Development
Actions Reported in Summary on SF281
Fiscal Year 1998 Through Fourth Quarter

PART I - PRIME CONTRACTS							
	PROCUREMENT METHODS	Number of Actions (a)	NET DOLLAR AMOUNTS (000)				Total Dollars (f)
			Small Business Concerns (b)	Large Business Concerns (c)	Domestic Outside U.S./ Foreign (d)	Other Entities (e)	
NEW AWARDS AND MODIFICATIONS	1. Tariff or Regulated Acquisitions	0					0
	2. Contracts for Foreign Government or International Organization	0					0
	3. Simplified Acquisitions	3,801	2,425	2,251	0	343	5,019
	4. Delivery Orders - GSA Schedules Only	1,346	1,339	3,586	0	258	5,183
	5. Delivery Orders- Other Federal Schedules	64	74	144	0	90	308
	6. Delivery Orders - All Other	367	1,642	305	0	131	2,078
	7. Other Procurement Methods	5	19	0	0	0	19
	8. TOTAL NEW AWARDS AND MODIFICATIONS	5,583	5,499	6,286	0	822	12,607
COMPETITION	9. Competed	1,499	1,240	2,210	0	388	3,848
	10. Not Competed	1,303	1,643	1,202	0	116	2,961
	11. Not Available for Competition	2,781	2,616	2,874	0	308	5,798
MODIFICATIONS	12. TOTAL MODIFICATIONS (Excluding Line 3)	155					927

PART II - SELECTED SOCIOECONOMIC STATISTICS (Includes both new awards and modifications)					
TYPE OF CONTRACTOR			PREFERENCE PROGRAMS		
CATEGORY	Number of Actions (a)	Total net Dollars (b)	CATEGORY	Number of Actions (a)	Total net Dollars (b)
Small Business	2,256	5,499	Small Business Set-Aside	1,812	1,906
Small Disadvantaged Business	251	1,026	Small Disadvantaged Business Set-Aside	0	0
Women-Owned Small Business	74	223	8(a) Contract Award	0	0
JWOD Nonprofit Agency	8	26			
HBCU/MI	0	0			

Department of Housing and Urban Development
Actions Reported Individually on SF279
Fiscal Year 1998 Through Fourth Quarter

	Actions	Dollars (000)
TOTAL	436	208,072
CICA APPLICABILITY		
Pre-CICA	0	0
CICA Awards	435	208,795
Simplified Acquisitions	1	84
Subject to Statute other than CICA	1	159
KIND OF CONTRACT ACTION		
Initial Letter Contract	1	15
Def. Contract Superseding Letter	0	0
New Definitive Contract	105	35,969
Simplified Acquisitions	2	118
Order Under Single Award Indefinite Delivery Contract	119	52,302
Order Under BOA	1	185
Order /Mod Under GSA Schedule	25	6,088
Order/Mod Under Other Federal Schedule	0	0
Modifications	178	114,053
Order Under Multiple Awards Contract	7	362
Terminations	0	0
SYNOPSIS OF PROCUREMENT PRIOR TO AWARD		
Synopsized Prior to Award	307	167,963
Not Synopsized Due to Urgency	4	400
Not Synopsized for Other Reason	127	40,709

FEDERAL PROCUREMENT DATA SYSTEM
Department of Housing and Urban Development
Actions Reported Individually on SF279
Fiscal Year 1998 Through Fourth Quarter

	Actions	Dollars (000)
SOLICITATION PROCEDURE		
Full and Open Competition - Sealed Bid	61	18,572
Full and Open Competition - Comp Proposal	180	138,728
Full and Open Competition - Combination	2	85
Architect Engineer	3	1,048
Basic Research	0	0
Multiple Award Schedule	46	25,775
Alternate Source/Reduced Cost	0	0
Alternate Source/Mobilization	0	0
Alternate Source/Eng R & D	0	0
Set-aside	93	13,028
Other than Full and Open Competition	51	13,587
FULL AND OPEN COMPETITION WITH ONLY ONE BIDDER/OFFERER	40	8,435
AUTHORITY FOR OTHER THAN FULL AND OPEN COMPETITION		
Only One Source	22	5,059
- Follow-on Contract	8	694
- Utilities (Regulated & Telecommunications)	4	998
Unusual & Compelling Urgency	4	400
Mobilization/Essential R&D	0	0
International Agreement	0	0
Authorized by Statute	25	8,128
Authorized Resale	0	0
National Security	0	0
Public Interest	0	0
EXTENT COMPETED		
Competed	410	204,256
Not Available for Competition	11	2,099
Follow-on to Competed Action	0	0
Not Competed	17	2,717
TYPE OF CONTRACT		
Fixed Price	358	88,187
Cost Reimbursement	56	99,137
Time and Material	12	13,654
Labor Hour	14	8,094
TYPE OF CONTRACTOR		
Small Disadvantaged Business	90	21,954
Other Small Business	239	61,023
Large Business	103	125,000
JWOD Nonprofit Agency	0	0
Educational, Nonprofit & HBCU/MI	5	1,088
State & Local Government	0	0
Foreign Contractor	1	27
Domestic Contractor Performing Outside US	0	0
WOMAN-OWNED BUSINESS		
Small	49	5,180
Other	3	6,878
PREFERENCE PROGRAMS		
Directed JWOD	0	0
8 (a) Program	33	13,170
Small Disadvantaged Bus Set-Aside	0	0
Small Business Set-aside	216	31,027
Buy Indian/Self Determination Act	0	0
No Preference Program or Not Listed	189	164,875
COMMERCIAL ITEM ACQUISITION		
	19	5,874
SUBJECT TO LABOR STATUTES		
Wash Healy Act	22	5,180
Service Contract Act	186	53,161
Davis Bacon Act	18	14,920
Not Subject to Above Acts	211	135,811
PRODUCT OR SERVICE		
Supplies & Equipment	12	1,268
ADP Equipment, Purchase and Lease	8	3,888
Research & Development	1	49
Construction	26	16,280
Architect & Engineering	3	2,153
Real Property, Purchase & Lease, or Maintenance	0	0
ADP Services (includes Installation & Maintenance)	27	108,873
Other Services	361	76,601

**FEDERAL PROCUREMENT DATA SYSTEM
Department of the Interior
Actions Reported in Summary on SF281
Fiscal Year 1998 Through Fourth Quarter**

PART I - PRIME CONTRACTS							
	PROCUREMENT METHODS	Number of Actions (a)	NET DOLLAR AMOUNTS (000)				Total Dollars (f)
			Small Business Concerns (b)	Large Business Concerns (c)	Domestic Outside U.S./ Foreign (d)	Other Entities (e)	
NEW AWARDS AND MODIFICATIONS	1. Tariff or Regulated Acquisitions	5,652					3,015
	2. Contracts for Foreign Government or International Organization	20					45
	3. Simplified Acquisitions	173,322	205,397	31,712	185	9,918	247,212
	4. Delivery Orders - GSA Schedules Only	39,225	26,848	43,077	329	672	70,924
	5. Delivery Orders- Other Federal Schedules	2,775	3,982	3,180	116	400	7,678
	6. Delivery Orders - All Other	17,128	20,043	4,003	1	1,013	25,060
	7. Other Procurement Methods	4,386	3,218	847	26	2,111	6,302
	8. TOTAL NEW AWARDS AND MODIFICATIONS	242,508	258,486	82,918	657	14,114	380,236
COMPETITION	9. Competed	76,585	146,243	50,514	381	2,168	199,306
	10. Not Competed	49,814	50,331	16,519	191	3,297	70,328
	11. Not Available for Competition	116,107	62,912	15,886	85	8,659	87,542
MODIFICATIONS	12. TOTAL MODIFICATIONS (Excluding Line 3)	4,475					5,072

PART II - SELECTED SOCIOECONOMIC STATISTICS (Includes both new awards and modifications)					
TYPE OF CONTRACTOR			PREFERENCE PROGRAMS		
CATEGORY	Number of Actions (a)	Total net Dollars (b)	CATEGORY	Number of Actions (a)	Total net Dollars (b)
Small Business	159,100	259,486	Small Business Set-Aside	103,540	184,861
Small Disadvantaged Business	5,236	13,422	Small Disadvantaged Business Set-Aside	1,133	1,450
Women-Owned Small Business	5,318	13,946	8(a) Contract Award	105	517
JWOD Nonprofit Agency	74	194			
HBCU/MI	97	321			

**Department of the Interior
Actions Reported Individually on SF279
Fiscal Year 1998 Through Fourth Quarter**

	Actions	Dollars (000)
TOTAL	11,884	1,118,377
CICA APPLICABILITY		
Pre-CICA	43	4,409
CICA Awards	9,287	990,212
Simplified Acquisitions	1,920	62,690
Subject to Statute other than CICA	325	52,562
KIND OF CONTRACT ACTION		
Initial Letter Contract	56	70,031
Def. Contract Superseding Letter	5	361
New Definitive Contract	1,082	296,828
Simplified Acquisitions	1,540	62,928
Order Under Single Award Indefinite Delivery Contract	3,805	248,447
Order Under BOA	6	922
Order /Mod Under GSA Schedule	839	90,009
Order /Mod Under Other Federal Schedule	0	0
Modifications	4,438	341,577
Order Under Multiple Awards Contract	107	7,853
Terminations	6	-379
SYNOPSIS OF PROCUREMENT PRIOR TO AWARD		
Synopsized Prior to Award	8,550	835,202
Not Synopsized Due to Urgency	127	7,071
Not Synopsized for Other Reason	2,987	274,878

FEDERAL PROCUREMENT DATA SYSTEM
Department of the Interior
Actions Reported Individually on SF279
Fiscal Year 1998 Through Fourth Quarter

	Actions	Dollars (000)
SOLICITATION PROCEDURE		
Full and Open Competition - Sealed Bid	1,542	232,146
Full and Open Competition - Comp Proposal	2,589	326,269
Full and Open Competition - Combination	82	7,437
Architect Engineer	1,024	47,491
Basic Research	1	9
Multiple Award Schedule	890	110,399
Alternate Source/Reduced Cost	3	717
Alternate Source/Mobilization	0	0
Alternate Source/Eng R & D	0	0
Set-aside	1,605	86,932
Other than Full and Open Competition	1,551	178,812
FULL AND OPEN COMPETITION WITH ONLY ONE BIDDER/OFFERER	443	22,489
AUTHORITY FOR OTHER THAN FULL AND OPEN COMPETITION		
Only One Source	392	22,988
- Follow-on Contract	35	2,790
- Utilities (Regulated & Telecommunications)	32	2,460
Unusual & Compelling Urgency	133	9,748
Mobilization/Essential R&D	1	86
International Agreement	0	0
Authorized by Statute	988	144,262
Authorized Resale	0	0
National Security	0	0
Public Interest	37	1,728
EXTENT COMPETED		
Competed	9,548	897,126
Not Available for Competition	1,522	147,480
Follow-on to Competed Action	62	18,673
Not Competed	532	55,872
TYPE OF CONTRACT		
Fixed Price	10,696	886,237
Cost Reimbursement	578	210,645
Time and Material	81	8,140
Labor Hour	309	12,129
TYPE OF CONTRACTOR		
Small Disadvantaged Business	1,763	181,265
Other Small Business	5,650	358,388
Large Business	3,641	489,416
JWOD Nonprofit Agency	35	2,399
Educational, Nonprofit & HBCU/MI	238	7,185
State & Local Government	245	69,459
Foreign Contractor	86	8,765
Domestic Contractor Performing Outside US	6	273
WOMAN-OWNED BUSINESS		
Small	710	45,283
Other	35	1,885
PREFERENCE PROGRAMS		
Directed JWOD	33	2,319
8 (a) Program	1,184	130,078
Small Disadvantaged Bus Set-Aside	30	1,778
Small Business Set-aside	2,534	136,970
Buy Indian/Self Determination Act	160	65,497
No Preference Program or Not Listed	7,723	780,509
COMMERCIAL ITEM ACQUISITION	2,045	136,899
SUBJECT TO LABOR STATUTES		
Walsh Healy Act	1,994	114,151
Service Contract Act	3,738	316,209
Davis Bacon Act	2,866	372,944
Not Subject to Above Acts	3,666	313,847
PRODUCT OR SERVICE		
Supplies & Equipment	1,337	98,139
ADP Equipment, Purchase and Lease	858	63,889
Research & Development	18	709
Construction	2,718	383,339
Architect & Engineering	1,329	100,230
Real Property, Purchase & Lease, or Maintenance	296	32,913
ADP Services (includes Installation & Maintenance)	1,107	144,583
Other Services	4,021	294,615

FEDERAL PROCUREMENT DATA SYSTEM
Department of Justice
Actions Reported in Summary on SF281
Fiscal Year 1998 Through Fourth Quarter

PART I - PRIME CONTRACTS							
	PROCUREMENT METHODS	Number of Actions (a)	NET DOLLAR AMOUNTS (000)				Total Dollars (f)
			Small Business Concerns (b)	Large Business Concerns (c)	Domestic Outside U.S./ Foreign (d)	Other Entities (e)	
NEW AWARDS AND MODIFICATIONS	1. Tariff or Regulated Acquisitions	3,344					3,851
	2. Contracts for Foreign Government or International Organization	10					32
	3. Simplified Acquisitions	232,432	280,502	82,890	156	12,802	376,350
	4. Delivery Orders - GSA Schedules Only	25,073	36,823	48,274	0	306	85,403
	5. Delivery Orders- Other Federal Schedules	4,887	6,164	6,497	36	392	13,089
	6. Delivery Orders - All Other	17,051	9,505	14,270	74	11,965	35,814
	7. Other Procurement Methods	198,612	55,344	11,889	6	10,593	77,932
	8. TOTAL NEW AWARDS AND MODIFICATIONS	481,409	388,338	183,920	272	36,058	592,471
COMPETITION	9. Competed	117,553	196,416	91,588	61	12,051	300,116
	10. Not Competed	28,617	46,790	25,753	136	3,742	76,421
	11. Not Available for Competition	335,239	145,132	46,579	75	20,265	212,051
MODIFICATIONS	12. TOTAL MODIFICATIONS (Excluding Line 3)	8,971					3,590

PART II - SELECTED SOCIOECONOMIC STATISTICS (Includes both new awards and modifications)					
TYPE OF CONTRACTOR			PREFERENCE PROGRAMS		
CATEGORY	Number of Actions (a)	Total net Dollars (b)	CATEGORY	Number of Actions (a)	Total net Dollars (b)
Small Business	364,940	388,338	Small Business Set-Aside	133,667	230,432
Small Disadvantaged Business	3,724	9,210	Small Disadvantaged Business Set-Aside	2,296	3,830
Women-Owned Small Business	8,401	15,284	8(a) Contract Award	1,751	895
JWOD Nonprofit Agency	557	508			
HBCU/MI	10	11			

Department of Justice
Actions Reported Individually on SF279
Fiscal Year 1998 Through Fourth Quarter

	Actions	Dollars (000)
TOTAL	26,598	2,572,529
CICA APPLICABILITY		
Pre-CICA	0	0
CICA Awards	24,770	2,451,777
Simplified Acquisitions	1,071	41,153
Subject to Statute other than CICA	1	97
KIND OF CONTRACT ACTION		
Initial Letter Contract	24	4,488
Def. Contract Superseding Letter	0	0
New Definitive Contract	564	360,216
Simplified Acquisitions	1,008	62,037
Order Under Single Award Indefinite Delivery Contract	17,537	1,034,299
Order Under BOA	88	10,413
Order /Mod Under GSA Schedule	1,747	231,486
Order/Mod Under Other Federal Schedule	19	623
Modifications	4,818	665,940
Order Under Multiple Awards Contract	787	203,268
Terminations	4	-249
SYNOPSIS OF PROCUREMENT PRIOR TO AWARD		
Synopsized Prior to Award	23,781	2,194,635
Not Synopsized Due to Urgency	389	35,872
Not Synopsized for Other Reason	2,270	328,506

FEDERAL PROCUREMENT DATA SYSTEM
Department of Justice
Actions Reported Individually on SF279
Fiscal Year 1998 Through Fourth Quarter

	Actions	Dollars (000)
SELECTION PROCEDURE		
Full and Open Competition - Sealed Bid	4,193	254,190
Full and Open Competition - Comp Proposal	11,607	1,419,133
Full and Open Competition - Combination	78	5,128
Architect Engineer	229	18,477
Basic Research	0	0
Multiple Award Schedule	1,817	244,280
Alternate Source/Reduced Cost	1	44
Alternate Source/Mobilization	0	0
Alternate Source/Eng R & D	0	0
Set-aside	681	101,452
Other than Full and Open Competition	8,164	409,073
FULL AND OPEN COMPETITION WITH ONLY ONE BIDDER/OFFERER	1,811	148,425
AUTHORITY FOR OTHER THAN FULL AND OPEN COMPETITION		
Only One Source	4,974	213,954
- Follow-on Contract	15	14,803
- Utilities (Regulated & Telecommunications)	164	41,923
Unusual & Compelling Urgency	305	33,843
Mobilization/Essential R&D	106	19,612
International Agreement	6	1,054
Authorized by Statute	773	140,610
Authorized Resale	0	0
National Security	0	0
Public Interest	0	0
EXTENT COMPETED		
Competed	20,217	2,149,420
Not Available for Competition	1,667	290,755
Follow-on to Competed Action	3	180
Not Competed	4,553	118,658
TYPE OF CONTRACT		
Fixed Price	24,220	2,172,444
Cost Reimbursement	183	155,151
Time and Material	1,783	195,347
Labor Hour	254	36,071
TYPE OF CONTRACTOR		
Small Disadvantaged Business	1,694	272,231
Other Small Business	9,555	463,056
Large Business	14,219	1,892,044
JWOD Nonprofit Agency	12	3,733
Educational, Nonprofit & HBCU/MI	361	68,152
State & Local Government	240	38,110
Foreign Contractor	324	20,061
Domestic Contractor Performing Outside US	35	3,626
WOMAN-OWNED BUSINESS		
Small	1,112	79,484
Other	2	51
PREFERENCE PROGRAMS		
Directed JWOD	8	3,469
8 (a) Program	1,004	183,468
Small Disadvantaged Bus Set-Aside	0	0
Small Business Set-aside	1,701	128,409
Buy Indian/Self Determination Act	1	1
No Preference Program or Not Listed	23,726	2,243,666
COMMERCIAL ITEM ACQUISITION	3,816	255,925
SUBJECT TO LABOR STATUTES		
Walsh Healy Act	11,490	538,111
Service Contract Act	4,335	914,424
Davis Bacon Act	1,019	203,415
Not Subject to Above Acts	9,596	803,063
PRODUCT OR SERVICE		
Supplies & Equipment	15,890	555,723
ADP Equipment, Purchase and Lease	1,952	337,976
Research & Development	20	5,445
Construction	613	176,269
Architect & Engineering	238	22,926
Real Property, Purchase & Lease, or Maintenance	98	11,605
ADP Services (includes Installation & Maintenance)	1,601	615,255
Other Services	6,184	847,330

FEDERAL PROCUREMENT DATA SYSTEM
Department of Labor
Actions Reported in Summary on SF281
Fiscal Year 1998 Through Fourth Quarter

PART I - PRIME CONTRACTS							
	PROCUREMENT METHODS	Number of Actions (a)	NET DOLLAR AMOUNTS (000)				Total Dollars (f)
			Small Business Concerns (b)	Large Business Concerns (c)	Domestic Outside U.S./ Foreign (d)	Other Entities (e)	
NEW AWARDS AND MODIFICATIONS	1. Tariff or Regulated Acquisitions	0					0
	2. Contracts for Foreign Government or International Organization	0					0
	3. Simplified Acquisitions	7,711	12,215	6,927	0	1,305	20,447
	4. Delivery Orders - GSA Schedules Only	2,190	3,923	5,371	0	8	9,302
	5. Delivery Orders- Other Federal Schedules	27	54	6	0	38	98
	6. Delivery Orders - All Other	14	0	21	0	4	25
	7. Other Procurement Methods	64	181	49	0	105	315
	8. TOTAL NEW AWARDS AND MODIFICATIONS	10,006	18,353	12,374	0	1,460	30,187
COMPETITION	9. Competed	630	1,473	826	0	86	2,385
	10. Not Competed	4,401	13,431	380	0	1,140	14,951
	11. Not Available for Competition	4,975	1,449	11,168	0	234	12,851
MODIFICATIONS	12. TOTAL MODIFICATIONS (Excluding Line 3)	224					-77

PART II - SELECTED SOCIOECONOMIC STATISTICS (Includes both new awards and modifications)					
TYPE OF CONTRACTOR			PREFERENCE PROGRAMS		
CATEGORY	Number of Actions (a)	Total net Dollars (b)	CATEGORY	Number of Actions (a)	Total net Dollars (b)
Small Business	5,094	16,353	Small Business Set-Aside	743	1,829
Small Disadvantaged Business	632	2,550	Small Disadvantaged Business Set-Aside	2	1
Women-Owned Small Business	258	1,091	8(a) Contract Award	7	71
JWOD Nonprofit Agency	5	1			
HBCU/MI	0	0			

Department of Labor *
Actions Reported Individually on SF279
Fiscal Year 1998 Through Fourth Quarter

	Actions	Dollars (000)
TOTAL	2,097	1,083,441
CICA APPLICABILITY		
Pre-CICA	0	0
CICA Awards	2,026	1,080,457
Simplified Acquisitions	68	2,942
Subject to Statute other than CICA	2	42
KIND OF CONTRACT ACTION		
Initial Letter Contract	0	0
Def. Contract Superseding Letter	0	0
New Definitive Contract	156	116,913
Simplified Acquisitions	68	2,916
Order Under Single Award Indefinite Delivery Contract	50	3,801
Order Under BOA	10	1,455
Order /Mod Under GSA Schedule	273	33,680
Order/Mod Under Other Federal Schedule	0	0
Modifications	1,540	924,876
Order Under Multiple Awards Contract	0	0
Terminations	0	0
SYNOPSIS OF PROCUREMENT PRIOR TO AWARD		
Synopsized Prior to Award	1,746	1,001,720
Not Synopsized Due to Urgency	0	0
Not Synopsized for Other Reason	351	81,721

FEDERAL PROCUREMENT DATA SYSTEM
Department of Labor *
Actions Reported Individually on SF279
Fiscal Year 1998 Through Fourth Quarter

	Actions	Dollars (000)
SOLICITATION PROCEDURE		
Full and Open Competition - Sealed Bid	69	22,716
Full and Open Competition - Comp Proposal	767	822,629
Full and Open Competition - Combination	13	6,657
Architect Engineer	74	15,567
Basic Research	0	0
Multiple Award Schedule	274	33,639
Alternate Source/Reduced Cost	0	0
Alternate Source/Mobilization	0	0
Alternate Source/Eng R & D	0	0
Set-aside	483	63,359
Other than Full and Open Competition	346	115,890
FULL AND OPEN COMPETITION WITH ONLY ONE BIDDER/OFFERER	187	262,396
AUTHORITY FOR OTHER THAN FULL AND OPEN COMPETITION		
Only One Source	99	41,174
- Follow-on Contract	1	1,000
- Utilities (Regulated & Telecommunications)	5	582
Unusual & Compelling Urgency	1	27
Mobilization/Essential R&D	0	0
International Agreement	0	0
Authorized by Statute	246	74,689
Authorized Resale	0	0
National Security	0	0
Public Interest	0	0
EXTENT COMPETED		
Competed	1,712	985,980
Not Available for Competition	256	75,399
Follow-on to Competed Action	0	0
Not Competed	129	42,062
TYPE OF CONTRACT		
Fixed Price	1,034	161,599
Cost Reimbursement	721	889,009
Time and Material	19	2,073
Labor Hour	323	50,760
TYPE OF CONTRACTOR		
Small Disadvantaged Business	367	58,236
Other Small Business	782	121,301
Large Business	783	735,577
JWOD Nonprofit Agency	0	0
Educational, Nonprofit & HBCU/MI	98	124,212
State & Local Government	67	44,115
Foreign Contractor	0	0
Domestic Contractor Performing Outside US	0	0
WOMAN-OWNED BUSINESS		
Small	140	14,177
Other	0	0
PREFERENCE PROGRAMS		
Directed JWOD	0	0
8 (a) Program	209	37,025
Small Disadvantaged Bus Set-Aside	0	0
Small Business Set-aside	654	88,352
Buy Indian/Self Determination Act	0	0
No Preference Program or Not Listed	1,234	958,064
COMMERCIAL ITEM ACQUISITION	142	20,534
SUBJECT TO LABOR STATUTES		
Walsh Healy Act	204	23,043
Service Contract Act	547	235,559
Davis Bacon Act	300	215,657
Not Subject to Above Acts	1,046	609,182
PRODUCT OR SERVICE		
Supplies & Equipment	91	4,881
ADP Equipment, Purchase and Lease	235	29,426
Research & Development	2	725
Construction	162	44,054
Architect & Engineering	142	25,876
Real Property, Purchase & Lease, or Maintenance	32	6,132
ADP Services (includes Installation & Maintenance)	157	56,594
Other Services	1,276	915,753

* see Highlights

**FEDERAL PROCUREMENT DATA SYSTEM
Department of State
Actions Reported in Summary on SF281
Fiscal Year 1998 Through Fourth Quarter**

PART I - PRIME CONTRACTS							
	PROCUREMENT METHODS	Number of Actions (a)	NET DOLLAR AMOUNTS (000)				
			Small Business Concerns (b)	Large Business Concerns (c)	Domestic Outside U.S./ Foreign (d)	Other Entities (e)	Total Dollars (f)
NEW AWARDS AND MODIFICATIONS	1. Tariff or Regulated Acquisitions	0					0
	2. Contracts for Foreign Government or International Organization	0					0
	3. Simplified Acquisitions	103,497	43,574	25,220	156,269	6,517	231,580
	4. Delivery Orders - GSA Schedules Only	3,334	7,227	14,583	203	385	22,398
	5. Delivery Orders - Other Federal Schedules	1,146	2,591	3,621	595	35	6,842
	6. Delivery Orders - All Other	4,414	6,229	3,732	5,096	184	15,241
	7. Other Procurement Methods	12,219	14,852	4,772	11,181	1,234	32,039
	8. TOTAL NEW AWARDS AND MODIFICATIONS	124,810	74,473	51,928	173,344	8,358	308,100
COMPETITION	9. Competed	57,535	47,374	37,620	110,959	3,703	199,656
	10. Not Competed	23,265	15,168	7,891	26,980	3,184	53,223
	11. Not Available for Competition	43,810	11,931	6,417	35,405	1,468	55,221
MODIFICATIONS	12. TOTAL MODIFICATIONS (Excluding Line 3)	1,530					4,777

PART II - SELECTED SOCIOECONOMIC STATISTICS (Includes both new awards and modifications)					
TYPE OF CONTRACTOR			PREFERENCE PROGRAMS		
CATEGORY	Number of Actions (a)	Total net Dollars (b)	CATEGORY	Number of Actions (a)	Total net Dollars (b)
Small Business	5,301	74,473	Small Business Set-Aside	1,494	6,841
Small Disadvantaged Business	1,497	3,638	Small Disadvantaged Business Set-Aside	91	484
Women-Owned Small Business	2,366	5,912	8(a) Contract Award	291	2,082
JWOD Nonprofit Agency	2	4			
HBCU/MI	7	27			

**Department of State
Actions Reported Individually on SF279
Fiscal Year 1998 Through Fourth Quarter**

	Actions	Dollars (000)
TOTAL	2,818	637,585
CICA APPLICABILITY		
Pre-CICA	19	2,975
CICA Awards	2,232	530,285
Simplified Acquisitions	520	28,617
Subject to Statute other than CICA	26	74,467
KIND OF CONTRACT ACTION		
Initial Letter Contract	4	9,394
Def. Contract Superseding Letter	2	244
New Definitive Contract	524	111,004
Simplified Acquisitions	521	29,100
Order Under Single Award Indefinite Delivery Contract	749	154,190
Order Under BOA	47	11,144
Order /Mod Under GSA Schedule	173	39,313
Order/Mod Under Other Federal Schedule	0	0
Modifications	765	220,771
Order Under Multiple Awards Contract	28	62,547
Terminations	5	-122
SYNOPSIS OF PROCUREMENT PRIOR TO AWARD		
Synopsized Prior to Award	1,355	298,735
Not Synopsized Due to Urgency	136	37,896
Not Synopsized for Other Reason	1,306	299,713

FEDERAL PROCUREMENT DATA SYSTEM
Department of State
Actions Reported Individually on SF279
Fiscal Year 1998 Through Fourth Quarter

	Actions	Dollars (000)
SOLICITATION PROCEDURE		
Full and Open Competition - Sealed Bid	494	79,872
Full and Open Competition - Comp Proposal	883	188,161
Full and Open Competition - Combination	7	4,828
Architect Engineer	113	11,937
Basic Research	0	0
Multiple Award Schedule	189	40,629
Alternate Source/Reduced Cost	0	0
Alternate Source/Mobilization	0	0
Alternate Source/Eng R & D	0	0
Set-aside	50	31,588
Other than Full and Open Competition	496	173,260
FULL AND OPEN COMPETITION WITH ONLY ONE BIDDER/OFFERER	70	15,155
AUTHORITY FOR OTHER THAN FULL AND OPEN COMPETITION		
Only One Source	161	34,119
- Follow-on Contract	51	10,990
- Utilities (Regulated & Telecommunications)	3	199
Unusual & Compelling Urgency	61	33,245
Mobilization/Essential R&D	2	462
International Agreement	1	180
Authorized by Statute	269	105,164
Authorized Resale	0	0
National Security	2	90
Public Interest	0	0
EXTENT COMPETED		
Competed	2,202	482,208
Not Available for Competition	396	118,728
Follow-on to Competed Action	55	20,533
Not Competed	144	13,875
TYPE OF CONTRACT		
Fixed Price	2,416	414,578
Cost Reimbursement	59	120,876
Time and Material	71	27,317
Labor Hour	251	73,573
TYPE OF CONTRACTOR		
Small Disadvantaged Business	342	104,557
Other Small Business	421	77,680
Large Business	811	295,994
JWOD Nonprofit Agency	2	246
Educational, Nonprofit & HBCU/MI	20	17,113
State & Local Government	1	39
Foreign Contractor	1,056	118,394
Domestic Contractor Performing Outside US	144	22,341
WOMAN-OWNED BUSINESS		
Small	84	27,808
Other	1	18
PREFERENCE PROGRAMS		
Directed JWOD	2	246
8 (a) Program	226	73,910
Small Disadvantaged Bus Set-Aside	1	50
Small Business Set-aside	174	26,869
Buy Indian/Self Determination Act	0	0
No Preference Program or Not Listed	2,394	535,299
COMMERCIAL ITEM ACQUISITION		
	915	114,617
SUBJECT TO LABOR STATUTES		
Walsh Healy Act	556	155,609
Service Contract Act	348	93,978
Davis Bacon Act	9	400
Not Subject to Above Acts	1,884	386,357
PRODUCT OR SERVICE		
Supplies & Equipment	809	73,050
ADP Equipment, Purchase and Lease	300	61,095
Research & Development	1	180
Construction	215	79,546
Architect & Engineering	270	49,551
Real Property, Purchase & Lease, or Maintenance	7	307
ADP Services (includes installation & Maintenance)	243	171,370
Other Services	973	202,486

FEDERAL PROCUREMENT DATA SYSTEM
Department of Transportation
Actions Reported in Summary on SF281
Fiscal Year 1998 Through Fourth Quarter

PART I - PRIME CONTRACTS							
	PROCUREMENT METHODS	Number of Actions (a)	NET DOLLAR AMOUNTS (000)				Total Dollars (f)
			Small Business Concerns (b)	Large Business Concerns (c)	Domestic Outside U.S./ Foreign (d)	Other Entities (e)	
NEW AWARDS AND MODIFICATIONS	1. Tariff or Regulated Acquisitions	70					158
	2. Contracts for Foreign Government or International Organization	68					83
	3. Simplified Acquisitions	71,436	128,977	43,893	966	2,606	176,442
	4. Delivery Orders - GSA Schedules Only	5,448	11,282	14,435	61	295	26,073
	5. Delivery Orders- Other Federal Schedules	756	1,866	1,316	6	183	3,371
	6. Delivery Orders - All Other	5,183	14,294	15,462	112	443	30,311
	7. Other Procurement Methods	2,873	4,305	1,006	87	1,397	6,795
	8. TOTAL NEW AWARDS AND MODIFICATIONS	85,614	180,724	76,112	1,232	4,924	243,233
COMPETITION	9. Competed	36,980	84,870	36,338	505	821	122,635
	10. Not Competed	32,333	57,497	30,972	617	2,400	91,466
	11. Not Available for Competition	16,301	18,357	8,801	110	1,603	28,871
MODIFICATIONS	12. TOTAL MODIFICATIONS (Excluding Line 3)	2,648					1,486

PART II - SELECTED SOCIOECONOMIC STATISTICS (Includes both new awards and modifications)					
TYPE OF CONTRACTOR			PREFERENCE PROGRAMS		
CATEGORY	Number of Actions (a)	Total net Dollars (b)	CATEGORY	Number of Actions (a)	Total net Dollars (b)
Small Business	60,392	180,724	Small Business Set-Aside	21,180	59,567
Small Disadvantaged Business	2,448	10,805	Small Disadvantaged Business Set-Aside	698	1,816
Women-Owned Small Business	2,906	9,922	8(a) Contract Award	349	2,835
JWOD Nonprofit Agency	51	260			
HBCU/MI	2	12			

Department of Transportation
Actions Reported Individually on SF279
Fiscal Year 1998 Through Fourth Quarter

	Actions	Dollars (000)
TOTAL	19,511	3,925,653
CICA APPLICABILITY		
Pre-CICA		
CICA Awards	2	-108
Simplified Acquisitions	15,376	2,875,843
Subject to Statute other than CICA	1,318	50,310
	2,778	993,279
KIND OF CONTRACT ACTION		
Initial Letter Contract	5	748
Def. Contract Superseding Letter	0	0
New Definitive Contract	1,911	872,726
Simplified Acquisitions	1,031	53,235
Order Under Single Award Indefinite Delivery Contract	4,753	627,934
Order Under BOA	381	8,659
Order /Mod Under GSA Schedule	702	145,202
Order/Mod Under Other Federal Schedule	0	0
Modifications	10,391	2,182,942
Order Under Multiple Awards Contract	326	33,744
Terminations	11	483
SYNOPSIS OF PROCUREMENT PRIOR TO AWARD		
Synopsized Prior to Award	14,873	3,276,808
Not Synopsized Due to Urgency	278	17,361
Not Synopsized for Other Reason	4,358	631,386

FEDERAL PROCUREMENT DATA SYSTEM
Department of Transportation
Actions Reported Individually on SF279
Fiscal Year 1998 Through Fourth Quarter

	Actions	Dollars (000)
SOLICITATION PROCEDURE		
Full and Open Competition - Sealed Bid	3,172	667,512
Full and Open Competition - Comp Proposal	5,610	1,253,645
Full and Open Competition - Combination	65	14,473
Architect Engineer	948	61,156
Basic Research	2	12
Multiple Award Schedule	819	181,603
Alternate Source/Reduced Cost	0	0
Alternate Source/Mobilization	0	0
Alternate Source/Eng R & D	0	0
Set-aside	960	125,336
Other than Full and Open Competition	3,800	592,106
FULL AND OPEN COMPETITION WITH ONLY ONE BIDDER/OFFERER	372	74,030
AUTHORITY FOR OTHER THAN FULL AND OPEN COMPETITION		
Only One Source	1,464	209,148
- Follow-on Contract	34	5,284
- Utilities (Regulated & Telecommunications)	19	7,157
Unusual & Compelling Urgency	149	7,371
Mobilization/Essential R&D	9	68,079
International Agreement	4	583
Authorized by Statute	2,188	306,846
Authorized Resale	1	18
National Security	0	0
Public Interest	5	61
EXTENT COMPETED		
Competed	14,696	2,810,508
Not Available for Competition	2,605	363,883
Follow-on to Competed Action	25	8,912
Not Competed	2,181	742,262
TYPE OF CONTRACT		
Fixed Price	15,017	2,560,077
Cost Reimbursement	2,397	1,051,655
Time and Material	1,673	200,803
Labor Hour	422	113,030
TYPE OF CONTRACTOR		
Small Disadvantaged Business	3,567	554,362
Other Small Business	7,744	1,073,913
Large Business	7,517	2,147,821
JWOD Nonprofit Agency	77	6,838
Educational, Nonprofit & HBCU/MI	296	79,032
State & Local Government	221	34,121
Foreign Contractor	78	29,301
Domestic Contractor Performing Outside US	9	177
WOMAN-OWNED BUSINESS		
Small	998	146,774
Other	110	3,782
PREFERENCE PROGRAMS		
Directed JWOD	66	5,842
8 (a) Program	2,669	423,739
Small Disadvantaged Bus Set-Aside	13	8,083
Small Business Set-aside	1,615	189,014
Buy Indian/Self Determination Act	8	676
No Preference Program or Not Listed	15,138	3,296,231
COMMERCIAL ITEM ACQUISITION		
	2,708	475,144
SUBJECT TO LABOR STATUTES		
Walsh Healy Act	4,319	546,318
Service Contract Act	4,803	761,531
Davis Bacon Act	3,194	553,545
Not Subject to Above Acts	7,193	2,064,171
PRODUCT OR SERVICE		
Supplies & Equipment	2,553	589,360
ADP Equipment, Purchase and Lease	1,464	344,448
Research & Development	940	150,349
Construction	3,135	503,457
Architect & Engineering	1,325	147,730
Real Property, Purchase & Lease, or Maintenance	20	17,137
ADP Services (includes Installation & Maintenance)	1,283	539,628
Other Services	8,791	1,633,544

**FEDERAL PROCUREMENT DATA SYSTEM
Department of the Treasury
Actions Reported in Summary on SF281
Fiscal Year 1998 Through Fourth Quarter**

PART I - PRIME CONTRACTS							
	PROCUREMENT METHODS	Number of Actions (a)	NET DOLLAR AMOUNTS (000)				Total Dollars (f)
			Small Business Concerns (b)	Large Business Concerns (c)	Domestic Outside U.S./ Foreign (d)	Other Entities (e)	
NEW AWARDS AND MODIFICATIONS	1. Tariff or Regulated Acquisitions	22					140
	2. Contracts for Foreign Government or International Organization	494					0
	3. Simplified Acquisitions	26,362	64,889	27,532	270	2,264	94,955
	4. Delivery Orders - GSA Schedules Only	7,000	15,260	25,547	0	119	40,926
	5. Delivery Orders- Other Federal Schedules	64	175	268	0	3	448
	6. Delivery Orders - All Other	1,589	18,100	8,549	16	111	26,778
	7. Other Procurement Methods	402	619	595	0	1,484	2,678
	8. TOTAL NEW AWARDS AND MODIFICATIONS	35,933	99,043	82,491	286	3,981	185,921
COMPETITION	9. Competed	10,979	44,734	27,033	99	257	72,123
	10. Not Competed	8,816	21,084	17,069	136	1,709	39,998
	11. Not Available for Competition	16,138	33,225	18,389	51	1,995	53,660
MODIFICATIONS*	12. TOTAL MODIFICATIONS (Excluding Line 3)	640					2,600

PART II - SELECTED SOCIOECONOMIC STATISTICS (Includes both new awards and modifications)					
TYPE OF CONTRACTOR			PREFERENCE PROGRAMS		
CATEGORY	Number of Actions (a)	Total net Dollars (b)	CATEGORY	Number of Actions (a)	Total net Dollars (b)
Small Business	21,626	99,043	Small Business Set-Aside	10,689	38,312
Small Disadvantaged Business	910	6,677	Small Disadvantaged Business Set-Aside	0	0
Women-Owned Small Business	1,136	7,226	8(a) Contract Award	74	596
JWOD Nonprofit Agency	11	48			
HBCU/MI	4	31			

**Department of the Treasury
Actions Reported Individually on SF279
Fiscal Year 1998 Through Fourth Quarter**

	Actions	Dollars (000)
TOTAL	11,732	2,563,771
CICA APPLICABILITY		
Pre-CICA	28	12,907
CICA Awards	9,450	1,783,183
Simplified Acquisitions	820	47,495
Subject to Statute other than CICA	1,129	677,059
KIND OF CONTRACT ACTION		
Initial Letter Contract	31	3,092
Def. Contract Superseding Letter	4	-28
New Definitive Contract	288	157,882
Simplified Acquisitions	937	101,091
Order Under Single Award Indefinite Delivery Contract	4,856	1,098,631
Order Under BOA	436	405,260
Order /Mod Under GSA Schedule	1,285	185,207
Order/Mod Under Other Federal Schedule	0	0
Modifications	3,173	558,384
Order Under Multiple Awards Contract	712	74,690
Terminations	10	-418
SYNOPSIS OF PROCUREMENT PRIOR TO AWARD		
Synopsized Prior to Award	5,849	1,173,050
Not Synopsized Due to Urgency	77	7,054
Not Synopsized for Other Reason	5,736	1,388,051

FEDERAL PROCUREMENT DATA SYSTEM
Department of the Treasury
Actions Reported Individually on SF279
Fiscal Year 1998 Through Fourth Quarter

	Actions	Dollars (000)
SOLICITATION PROCEDURE		
Full and Open Competition - Sealed Bid	553	31,225
Full and Open Competition - Comp Proposal	3,981	998,027
Full and Open Competition - Combination	69	4,110
Architect Engineer	265	33,403
Basic Research	0	0
Multiple Award Schedule	1,251	180,946
Alternate Source/Reduced Cost	8	808
Alternate Source/Mobilization	0	0
Alternate Source/Eng R & D	0	0
Set-aside	617	87,375
Other than Full and Open Competition	2,706	447,289
FULL AND OPEN COMPETITION WITH ONLY ONE BIDDER/OFFERER	227	37,393
AUTHORITY FOR OTHER THAN FULL AND OPEN COMPETITION		
Only One Source	1,248	242,886
- Follow-on Contract	21	1,834
- Utilities (Regulated & Telecommunications)	39	9,548
Unusual & Compelling Urgency	363	15,812
Mobilization/Essential R&D	41	2,179
International Agreement	0	0
Authorized by Statute	1,048	183,579
Authorized Resale	0	0
National Security	8	2,833
Public Interest	0	0
EXTENT COMPETED		
Competed	9,106	2,124,990
Not Available for Competition	1,240	216,756
Follow-on to Competed Action	0	0
Not Competed	1,316	236,409
TYPE OF CONTRACT		
Fixed Price	10,656	2,231,864
Cost Reimbursement	525	276,809
Time and Material	127	29,017
Labor Hour	354	40,485
TYPE OF CONTRACTOR		
Small Disadvantaged Business	1,738	268,719
Other Small Business	4,546	410,953
Large Business	5,034	1,822,012
JWOD Nonprofit Agency	56	10,561
Educational, Nonprofit & HBCU/MI	48	15,354
State & Local Government	28	3,210
Foreign Contractor	204	46,786
Domestic Contractor Performing Outside US	8	560
WOMAN-OWNED BUSINESS		
Small	565	69,373
Other	0	0
PREFERENCE PROGRAMS		
Directed JWOD	50	9,847
8 (a) Program	764	145,208
Small Disadvantaged Bus Set-Aside	0	0
Small Business Set-aside	1,014	113,251
Buy Indian/Self Determination Act	0	0
No Preference Program or Not Listed	9,834	2,309,849
COMMERCIAL ITEM ACQUISITION	1,566	249,013
SUBJECT TO LABOR STATUTES		
Walsh Healy Act	3,198	601,129
Service Contract Act	2,114	411,393
Davis Bacon Act	145	16,521
Not Subject to Above Acts	6,205	1,549,112
PRODUCT OR SERVICE		
Supplies & Equipment	2,974	966,607
ADP Equipment, Purchase and Lease	2,367	270,338
Research & Development	16	11,977
Construction	151	28,118
Architect & Engineering	176	22,096
Real Property, Purchase & Lease, or Maintenance	39	2,598
ADP Services (includes Installation & Maintenance)	2,306	791,667
Other Services	3,703	490,370

**FEDERAL PROCUREMENT DATA SYSTEM
Department of Veterans Affairs
Actions Reported in Summary on SF281
Fiscal Year 1998 Through Fourth Quarter**

PART I - PRIME CONTRACTS							
	PROCUREMENT METHODS	Number of Actions (a)	NET DOLLAR AMOUNTS (000)				
			Small Business Concerns (b)	Large Business Concerns (c)	Domestic Outside U.S./ Foreign (d)	Other Entities (e)	Total Dollars (f)
NEW AWARDS AND MODIFICATIONS	1. Tariff or Regulated Acquisitions	3,210				18,994	
	2. Contracts for Foreign Government or International Organization	0				0	
	3. Simplified Acquisitions	1,300,358	403,285	283,170	511	50,394	737,360
	4. Delivery Orders - GSA Schedules Only	40,383	48,185	52,770	148	1,181	102,284
	5. Delivery Orders- Other Federal Schedules	435,655	95,310	307,263	67	3,108	405,748
	6. Delivery Orders - All Other	181,285	42,836	85,913	273	6,944	135,968
	7. Other Procurement Methods	12,967	9,613	5,677	15	10,605	25,910
	8. TOTAL NEW AWARDS AND MODIFICATIONS	1,873,858	599,229	734,793	1,014	72,242	1,426,272
COMPETITION	9. Competed	727,647	270,097	479,888	550	10,454	760,969
	10. Not Competed	43,330	33,873	34,241	17	8,113	76,244
	11. Not Available for Competition	1,202,881	295,259	220,684	447	53,675	570,065
MODIFICATIONS	12. TOTAL MODIFICATIONS (Excluding Line 3)	201					205

PART II - SELECTED SOCIOECONOMIC STATISTICS (Includes both new awards and modifications)					
TYPE OF CONTRACTOR			PREFERENCE PROGRAMS		
CATEGORY	Number of Actions (a)	Total net Dollars (b)	CATEGORY	Number of Actions (a)	Total net Dollars (b)
Small Business	900,188	599,229	Small Business Set-Aside	126,301	140,394
Small Disadvantaged Business	68,663	56,154	Small Disadvantaged Business Set-Aside	0	0
Women-Owned Small Business	153,147	70,677	8(a) Contract Award	6,105	13,421
JWOD Nonprofit Agency	4,562	6,465			
HBCU/MI	4	3			

**Department of Veterans Affairs
Actions Reported Individually on SF279
Fiscal Year 1998 Through Fourth Quarter**

	Actions	Dollars (000)
TOTAL	25,195	2,832,624
CICA APPLICABILITY		
Pre-CICA	940	131,738
CICA Awards	23,318	2,657,808
Simplified Acquisitions	924	41,452
Subject to Statute other than CICA	1	58
KIND OF CONTRACT ACTION		
Initial Letter Contract	108	18,107
Def. Contract Superseding Letter	4	2,084
New Definitive Contract	3,937	845,629
Simplified Acquisitions	903	40,324
Order Under Single Award Indefinite Delivery Contract	12,068	928,036
Order Under BOA	2,733	59,377
Order /Mod Under GSA Schedule	1,678	251,600
Order/Mod Under Other Federal Schedule	1,540	359,064
Modifications	864	77,370
Order Under Multiple Awards Contract	1,360	251,033
Terminations	0	0
SYNOPSIS OF PROCUREMENT PRIOR TO AWARD		
Synopsized Prior to Award	11,124	1,828,578
Not Synopsized Due to Urgency	246	13,758
Not Synopsized for Other Reason	13,811	888,720

FEDERAL PROCUREMENT DATA SYSTEM
Department of Veterans Affairs
Actions Reported Individually on SF279
Fiscal Year 1998 Through Fourth Quarter

	Actions	Dollars - (000)
SOLICITATION PROCEDURE		
Full and Open Competition - Sealed Bid	2,819	373,561
Full and Open Competition - Comp Proposal	5,383	1,089,912
Full and Open Competition - Combination	22	12,813
Architect Engineer	411	39,044
Basic Research	3	181
Multiple Award Schedule	2,776	330,777
Alternate Source/Reduced Cost	9	418
Alternate Source/Mobilization	0	0
Alternate Source/Eng R & D	0	0
Set-aside	1,040	140,082
Other than Full and Open Competition	11,053	671,220
FULL AND OPEN COMPETITION WITH ONLY ONE BIDDER/OFFERER	1,266	84,507
AUTHORITY FOR OTHER THAN FULL AND OPEN COMPETITION		
Only One Source	1,053	98,204
- Follow-on Contract	26	2,098
- Utilities (Regulated & Telecommunications)	556	50,252
Unusual & Compelling Urgency	133	8,554
Mobilization/Essential R&D	3	253
International Agreement	0	0
Authorized by Statute	9,853	563,222
Authorized Resale	5	895
National Security	0	0
Public Interest	6	92
EXTENT COMPETED		
Competed	12,844	2,013,180
Not Available for Competition	11,537	755,218
Follow-on to Competed Action	45	3,292
Not Competed	755	59,367
TYPE OF CONTRACT		
Fixed Price	25,119	2,621,984
Cost Reimbursement	46	7,482
Time and Material	15	1,500
Labor Hour	1	91
TYPE OF CONTRACTOR		
Small Disadvantaged Business	1,645	368,770
Other Small Business	7,829	599,652
Large Business	13,170	1,677,742
JWOD Nonprofit Agency	83	8,597
Educational, Nonprofit & HBCU/MI	1,429	73,160
State & Local Government	995	101,787
Foreign Contractor	9	653
Domestic Contractor Performing Outside US	11	696
WOMAN OWNED BUSINESS		
Small	1,337	160,547
Other	43	9,721
PREFERENCE PROGRAMS		
Directed JWOD	93	8,597
8 (a) Program	983	287,584
Small Disadvantaged Bus Set-Aside	0	0
Small Business Set-aside	1,031	108,866
Buy Indian/Self Determination Act	0	0
No Preference Program or Not Listed	23,074	2,426,010
COMMERCIAL ITEM ACQUISITION	4,546	650,982
SUBJECT TO LABOR STATUTES		
Walsh Healy Act	5,260	1,053,634
Service Contract Act	12,322	539,450
Davis Bacon Act	1,567	583,017
Not Subject to Above Acts	6,032	674,956
PRODUCT OR SERVICE		
Supplies & Equipment	5,173	1,021,378
ADP Equipment, Purchase and Lease	1,428	190,447
Research & Development	32	6,777
Construction	1,467	546,822
Architect & Engineering	401	38,341
Real Property, Purchase & Lease, or Maintenance	223	27,616
ADP Services (includes Installation & Maintenance)	434	160,014
Other Services	16,037	841,229

FEDERAL PROCUREMENT DATA SYSTEM
Agency for International Development
Actions Reported in Summary on SF281
Fiscal Year 1998 Through Fourth Quarter

PART I - PRIME CONTRACTS							
	PROCUREMENT METHODS	Number of Actions (e)	NET DOLLAR AMOUNTS (000)				Total Dollars (f)
			Small Business Concerns (b)	Large Business Concerns (c)	Domestic Outside U.S./ Foreign (d)	Other Entities (a)	
NEW AWARDS AND MODIFICATIONS	1. Tariff or Regulated Acquisitions	0					0
	2. Contracts for Foreign Government or International Organization	0					0
	3. Simplified Acquisitions	2,711	16,370	1,873	5,572	143	23,958
	4. Delivery Orders - GSA Schedules Only	94	240	602	29	10	881
	5. Delivery Orders - Other Federal Schedules	5	21	60	0	0	81
	6. Delivery Orders - All Other	0	0	0	0	0	0
	7. Other Procurement Methods	14	76	4	103	18	201
	8. TOTAL NEW AWARDS AND MODIFICATIONS	2,824	16,707	2,539	5,704	171	25,121
COMPETITION	9. Competed	1,788	11,423	1,795	3,898	25	17,141
	10. Not Competed	753	5,128	695	1,606	145	7,574
	11. Not Available for Competition	283	156	49	200	1	406
MODIFICATIONS	12. TOTAL MODIFICATIONS (Excluding Line 3)	270					1,265

PART II - SELECTED SOCIOECONOMIC STATISTICS (Includes both new awards and modifications)					
TYPE OF CONTRACTOR			PREFERENCE PROGRAMS		
CATEGORY	Number of Actions (a)	Total net Dollars (b)	CATEGORY	Number of Actions (a)	Total net Dollars (b)
Small Business	1,057	16,707	Small Business Set-Aside	352	717
Small Disadvantaged Business	204	583	Small Disadvantaged Business Set-Aside	35	271
Women-Owned Small Business	15	100	8(a) Contract Award	5	23
JWOD Nonprofit Agency	0	0			
HBCU/MI	3	1			

Agency for International Development
Actions Reported Individually on SF279
Fiscal Year 1998 Through Fourth Quarter

	Actions	Dollars (000)
TOTAL	522	406,771
CICA APPLICABILITY		
Pre-CICA	0	0
CICA Awards	408	346,442
Simplified Acquisitions	0	0
Subject to Statute other than CICA	114	62,329
KIND OF CONTRACT ACTION		
Initial Letter Contract	2	1,592
Def. Contract Superseding Letter	0	0
New Definitive Contract	78	80,193
Simplified Acquisitions	0	0
Order Under Single Award Indefinite Delivery Contract	120	80,304
Order Under BOA	3	1,593
Order /Mod Under GSA Schedule	0	0
Order/Mod Under Other Federal Schedule	0	0
Modifications	319	245,089
Order Under Multiple Awards Contract	0	0
Terminations	0	0
SYNOPSIS OF PROCUREMENT PRIOR TO AWARD		
Synopsized Prior to Award	267	240,282
Not Synopsized Due to Urgency	6	2,709
Not Synopsized for Other Reason	249	165,780

FEDERAL PROCUREMENT DATA SYSTEM
Agency for International Development
Actions Reported Individually on SF279
Fiscal Year 1998 Through Fourth Quarter

	Actions	Dollars (000)
SOLICITATION PROCEDURE		
Full and Open Competition - Sealed Bid	25	11,043
Full and Open Competition - Comp Proposal	300	267,670
Full and Open Competition - Combination	18	7,587
Architect Engineer	0	0
Basic Research	0	0
Multiple Award Schedule	3	2,388
Alternate Source/Reduced Cost	0	0
Alternate Source/Mobilization	0	0
Alternate Source/Eng R & D	0	0
Set-aside	17	7,295
Other than Full and Open Competition	45	50,459
FULL AND OPEN COMPETITION WITH ONLY ONE BIDDER/OFFERER	43	28,055
AUTHORITY FOR OTHER THAN FULL AND OPEN COMPETITION		
Only One Source	21	38,697
- Follow-on Contract	9	8,529
- Utilities (Regulated & Telecommunications)	0	0
Unusual & Compelling Urgency	7	3,891
Mobilization/Essential R&D	0	0
International Agreement	0	0
Authorized by Statute	15	6,396
Authorized Resale	0	0
National Security	0	0
Public Interest	0	0
EXTENT COMPETED		
Competed	475	356,689
Not Available for Competition	47	52,102
Follow-on to Competed Action	0	0
Not Competed	0	0
TYPE OF CONTRACT		
Fixed Price	87	103,219
Cost Reimbursement	221	197,707
Time and Material	200	103,888
Labor Hour	14	3,957
TYPE OF CONTRACTOR		
Small Disadvantaged Business	121	53,400
Other Small Business	29	20,706
Large Business	323	280,544
JWOD Nonprofit Agency	0	0
Educational, Nonprofit & HBCU/MI	42	44,108
State & Local Government	1	160
Foreign Contractor	1	6,283
Domestic Contractor Performing Outside US	5	3,570
WOMAN-OWNED BUSINESS		
Small	40	18,475
Other	4	1,333
PREFERENCE PROGRAMS		
Directed JWOD	0	0
8 (a) Program	28	11,403
Small Disadvantaged Bus Set-Aside	0	0
Small Business Set-aside	11	3,746
Buy Indian/Self Determination Act	1	499
No Preference Program or Not Listed	482	393,123
COMMERCIAL ITEM ACQUISITION		
	0	0
SUBJECT TO LABOR STATUTES		
Walsh Healy Act	9	43,509
Service Contract Act	44	29,383
Davis Bacon Act	3	2,030
Not Subject to Above Acts	466	333,849
PRODUCT OR SERVICE		
Supplies & Equipment	164	183,813
ADP Equipment, Purchase and Lease	1	400
Research & Development	1	24
Construction	0	0
Architect & Engineering	0	0
Real Property, Purchase & Lease, or Maintenance	2	1,882
ADP Services (Includes Installation & Maintenance)	7	1,636
Other Services	347	221,016

FEDERAL PROCUREMENT DATA SYSTEM
American Battle Monuments Commission
Actions Reported in Summary on SF281
Fiscal Year 1998 Through Fourth Quarter

PART I - PRIME CONTRACTS							
	PROCUREMENT METHODS	Number of Actions (a)	NET DOLLAR AMOUNTS (000)				Total Dollars (f)
			Small Business Concerns (b)	Large Business Concerns (c)	Domestic Outside U.S./ Foreign (d)	Other Entities (e)	
NEW AWARDS AND MODIFICATIONS	1. Tariff or Regulated Acquisitions	0					0
	2. Contracts for Foreign Government or International Organization	0					0
	3. Simplified Acquisitions	15,092	0	0	11,772	0	11,772
	4. Delivery Orders - GSA Schedules Only	133	97	82	0	0	179
	5. Delivery Orders- Other Federal Schedules	66	0	0	0	68	68
	6. Delivery Orders - All Other	0	0	0	0	0	0
	7. Other Procurement Methods	3,535	0	0	3,120	0	3,120
	8. TOTAL NEW AWARDS AND MODIFICATIONS	18,826	97	82	14,892	68	15,139
COMPETITION	9. Competed	1,505	0	0	742	0	742
	10. Not Competed	3,395	13	10	2,229	7	2,259
	11. Not Available for Competition	13,926	84	72	11,921	61	12,138
MODIFICATIONS	12. TOTAL MODIFICATIONS (Excluding Line 3)	0					0

PART II - SELECTED SOCIOECONOMIC STATISTICS (Includes both new awards and modifications)					
TYPE OF CONTRACTOR			PREFERENCE PROGRAMS		
CATEGORY	Number of Actions (a)	Total net Dollars (b)	CATEGORY	Number of Actions (a)	Total net Dollars (b)
Small Business	11	97	Small Business Set-Aside	0	0
Small Disadvantaged Business	0	0	Small Disadvantaged Business Set-Aside	0	0
Women-Owned Small Business	0	0	8(a) Contract Award	0	0
JWOD Nonprofit Agency	0	0			
HBCU/MI	0	0			

American Battle Monuments Commission
Actions Reported Individually on SF279
Fiscal Year 1998 Through Fourth Quarter

	Actions	Dollars (000)
TOTAL	0	0
CICA APPLICABILITY		
Pre-CICA	0	0
CICA Awards	0	0
Simplified Acquisitions	0	0
Subject to Statute other than CICA	0	0
KIND OF CONTRACT ACTION		
Initial Letter Contract	0	0
Def. Contract Superseding Letter	0	0
New Definitive Contract	0	0
Simplified Acquisitions	0	0
Order Under Single Award Indefinite Delivery Contract	0	0
Order Under BOA	0	0
Order /Mod Under GSA Schedule	0	0
Order/Mod Under Other Federal Schedule	0	0
Modifications	0	0
Order Under Multiple Awards Contract	0	0
Terminations	0	0
SYNOPSIS OF PROCUREMENT PRIOR TO AWARD		
Synopsized Prior to Award	0	0
Not Synopsized Due to Urgency	0	0
Not Synopsized for Other Reason	0	0

FEDERAL PROCUREMENT DATA SYSTEM
American Battle Monuments Commission
Actions Reported Individually on SF279
Fiscal Year 1998 Through Fourth Quarter

	Actions	Dollars (\$00)
SOLICITATION PROCEDURE		
Full and Open Competition - Sealed Bid	0	0
Full and Open Competition - Comp Proposal	0	0
Full and Open Competition - Combination	0	0
Architect Engineer	0	0
Basic Research	0	0
Multiple Award Schedule	0	0
Alternate Source/Reduced Cost	0	0
Alternate Source/Mobilization	0	0
Alternate Source/Eng R & D	0	0
Set-aside	0	0
Other than Full and Open Competition	0	0
FULL AND OPEN COMPETITION WITH ONLY ONE BIDDER/OFFERER	0	0
AUTHORITY FOR OTHER THAN FULL AND OPEN COMPETITION		
Only One Source	0	0
- Follow-on Contract	0	0
- Utilities (Regulated & Telecommunications)	0	0
Unusual & Compelling Urgency	0	0
Mobilization/Essential R&D	0	0
International Agreement	0	0
Authorized by Statute	0	0
Authorized Resale	0	0
National Security	0	0
Public Interest	0	0
EXTENT COMPETED		
Competed	0	0
Not Available for Competition	0	0
Follow-on to Competed Action	0	0
Not Competed	0	0
TYPE OF CONTRACT		
Fixed Price	0	0
Cost Reimbursement	0	0
Time and Material	0	0
Labor Hour	0	0
TYPE OF CONTRACTOR		
Small Disadvantaged Business	0	0
Other Small Business	0	0
Large Business	0	0
JWOD Nonprofit Agency	0	0
Educational, Nonprofit & HBCU/MI	0	0
State & Local Government	0	0
Foreign Contractor	0	0
Domestic Contractor Performing Outside US	0	0
WOMAN-OWNED BUSINESS		
Small	0	0
Other	0	0
PREFERENCE PROGRAMS		
Directed JWOD	0	0
8 (a) Program	0	0
Small Disadvantaged Bus Set-Aside	0	0
Small Business Set-aside	0	0
Buy Indian/Self Determination Act	0	0
No Preference Program or Not Listed	0	0
COMMERCIAL ITEM ACQUISITION		
SUBJECT TO LABOR STATUES		
Walsh Healy Act	0	0
Service Contract Act	0	0
Davis Bacon Act	0	0
Not Subject to Above Acts	0	0
PRODUCT OR SERVICE		
Supplies & Equipment	0	0
ADP Equipment, Purchase and Lease	0	0
Research & Development	0	0
Construction	0	0
Architect & Engineering	0	0
Real Property, Purchase & Lease, or Maintenance	0	0
ADP Services (includes Installation & Maintenance)	0	0
Other Services	0	0

FEDERAL PROCUREMENT DATA SYSTEM
Board for International Broadcasting
Actions Reported in Summary on SF281
Fiscal Year 1998 Through Fourth Quarter

PART I - PRIME CONTRACTS							
	PROCUREMENT METHODS	Number of Actions (a)	NET DOLLAR AMOUNTS (000)				Total Dollars (f)
			Small Business Concerns (b)	Large Business Concerns (c)	Domestic Outside U.S./ Foreign (d)	Other Entities (e)	
NEW AWARDS AND MODIFICATIONS	1. Tariff or Regulated Acquisitions	0					0
	2. Contracts for Foreign Government or International Organization	0					0
	3. Simplified Acquisitions	0	0	0	0	0	0
	4. Delivery Orders - GSA Schedules Only	0	0	0	0	0	0
	5. Delivery Orders- Other Federal Schedules	0	0	0	0	0	0
	6. Delivery Orders - All Other	0	0	0	0	0	0
	7. Other Procurement Methods	0	0	0	0	0	0
	8. TOTAL NEW AWARDS AND MODIFICATIONS	0	0	0	0	0	0
COMPETITION	9. Competed	0	0	0	0	0	0
	10. Not Competed	0	0	0	0	0	0
	11. Not Available for Competition	0	0	0	0	0	0
MODIFICATIONS	12. TOTAL MODIFICATIONS (Excluding Line 3)	0					0

PART II - SELECTED SOCIOECONOMIC STATISTICS (Includes both new awards and modifications)					
TYPE OF CONTRACTOR			PREFERENCE PROGRAMS		
CATEGORY	Number of Actions (a)	Total net Dollars (b)	CATEGORY	Number of Actions (a)	Total net Dollars (b)
Small Business	0	0	Small Business Set-Aside	0	0
Small Disadvantaged Business	0	0	Small Disadvantaged Business Set-Aside	0	0
Women-Owned Small Business	0	0	8(a) Contract Award	0	0
JWOD Nonprofit Agency	0	0			
HBCU/M	0	0			

Board for International Broadcasting
Actions Reported Individually on SF279
Fiscal Year 1998 Through Fourth Quarter

	Actions	Dollars (000)
TOTAL	0	0
CICA APPLICABILITY		
Pre-CICA	0	0
CICA Awards	0	0
Simplified Acquisitions	0	0
Subject to Statute other than CICA	0	0
KIND OF CONTRACT ACTION		
Initial Letter Contract	0	0
Def. Contract Superseding Letter	0	0
New Definitive Contract	0	0
Simplified Acquisitions	0	0
Order Under Single Award Indefinite Delivery Contract	0	0
Order Under BOA	0	0
Order /Mod Under GSA Schedule	0	0
Order/Mod Under Other Federal Schedule	0	0
Modifications	0	0
Order Under Multiple Awards Contract	0	0
Terminations	0	0
SYNOPSIS OF PROCUREMENT PRIOR TO AWARD		
Synopsized Prior to Award	0	0
Not Synopsized Due to Urgency	0	0
Not Synopsized for Other Reason	0	0

FEDERAL PROCUREMENT DATA SYSTEM
Board for International Broadcasting
Actions Reported Individually on SF279
Fiscal Year 1998 Through Fourth Quarter

	Actions	Dollars (000)
SOLICITATION PROCEDURE		
Full and Open Competition - Sealed Bid	0	0
Full and Open Competition - Comp Proposal	0	0
Full and Open Competition - Combination	0	0
Architect Engineer	0	0
Basic Research	0	0
Multiple Award Schedule	0	0
Alternate Source/Reduced Cost	0	0
Alternate Source/Mobilization	0	0
Alternate Source/Eng R & D	0	0
Set-aside	0	0
Other than Full and Open Competition	0	0
FULL AND OPEN COMPETITION WITH ONLY ONE BIDDER/OFFERER	0	0
AUTHORITY FOR OTHER THAN FULL AND OPEN COMPETITION		
Only One Source	0	0
- Follow-on Contract	0	0
- Utilities (Regulated & Telecommunications)	0	0
Unusual & Compelling Urgency	0	0
Mobilization/Essential R&D	0	0
International Agreement	0	0
Authorized by Statute	0	0
Authorized Resale	0	0
National Security	0	0
Public Interest	0	0
EXTENT COMPETED		
Competed	0	0
Not Available for Competition	0	0
Follow-on to Completed Action	0	0
Not Competed	0	0
TYPE OF CONTRACT		
Fixed Price	0	0
Cost Reimbursement	0	0
Time and Material	0	0
Labor Hour	0	0
TYPE OF CONTRACTOR		
Small Disadvantaged Business	0	0
Other Small Business	0	0
Large Business	0	0
JWOD Nonprofit Agency	0	0
Educational, Nonprofit & HBCU/M	0	0
State & Local Government	0	0
Foreign Contractor	0	0
Domestic Contractor Performing Outside US	0	0
WOMAN-OWNED BUSINESS		
Small	0	0
Other	0	0
PREFERENCE PROGRAMS		
Directed JWOD	0	0
8 (a) Program	0	0
Small Disadvantaged Bus Set-Aside	0	0
Small Business Set-aside	0	0
Buy Indian/Self Determination Act	0	0
No Preference Program or Not Listed	0	0
COMMERCIAL ITEM ACQUISITION		
	0	0
SUBJECT TO LABOR STATUTES		
Walsh Healy Act	0	0
Service Contract Act	0	0
Davis Bacon Act	0	0
Not Subject to Above Acts	0	0
PRODUCT OR SERVICE		
Supplies & Equipment	0	0
ADP Equipment, Purchase and Lease	0	0
Research & Development	0	0
Construction	0	0
Architect & Engineering	0	0
Real Property, Purchase & Lease, or Maintenance	0	0
ADP Services (includes Installation & Maintenance)	0	0
Other Services	0	0

FEDERAL PROCUREMENT DATA SYSTEM
Commission on Civil Rights
Actions Reported in Summary on SF281
Fiscal Year 1998 Through Fourth Quarter

PART I - PRIME CONTRACTS							
	PROCUREMENT METHODS	Number of Actions (a)	NET DOLLAR AMOUNTS (000)				
			Small Business Concerns (b)	Large Business Concerns (c)	Domestic Outside U.S./ Foreign (d)	Other Entities (e)	Total Dollars (f)
NEW AWARDS AND MODIFICATIONS	1. Tariff or Regulated Acquisitions	0				0	
	2. Contracts for Foreign Government or International Organization	0				0	
	3. Simplified Acquisitions	355	167	86	0	0	253
	4. Delivery Orders - GSA Schedules Only	8	0	26	0	0	26
	5. Delivery Orders- Other Federal Schedules	0	0	0	0	0	0
	6. Delivery Orders - All Other	0	0	0	0	0	0
	7. Other Procurement Methods	4	0	0	0	6	6
	8. TOTAL NEW AWARDS AND MODIFICATIONS	367	167	112	0	6	285
COMPETITION	9. Competed	211	127	74	0	0	201
	10. Not Competed	152	40	38	0	0	78
	11. Not Available for Competition	4	0	0	0	6	6
MODIFICATIONS	12. TOTAL MODIFICATIONS (Excluding Line 3)	0					0

PART II - SELECTED SOCIOECONOMIC STATISTICS (Includes both new awards and modifications)					
TYPE OF CONTRACTOR			PREFERENCE PROGRAMS		
CATEGORY	Number of Actions (a)	Total net Dollars (b)	CATEGORY	Number of Actions (a)	Total net Dollars (b)
Small Business	162	167	Small Business Set-Aside	0	0
Small Disadvantaged Business	0	0	Small Disadvantaged Business Set-Aside	0	0
Women-Owned Small Business	6	27	8(a) Contract Award	0	0
JWOD Nonprofit Agency	0	0			
HBCU/MI	0	0			

Commission on Civil Rights
Actions Reported Individually on SF279
Fiscal Year 1998 Through Fourth Quarter

	Actions	Dollars (000)
TOTAL	0	0
CICA APPLICABILITY		
Pre-CICA	0	0
CICA Awards	0	0
Simplified Acquisitions	0	0
Subject to Statute other than CICA	0	0
KIND OF CONTRACT ACTION		
Initial Letter Contract	0	0
Def. Contract Superseding Letter	0	0
New Definitive Contract	0	0
Simplified Acquisitions	0	0
Order Under Single Award Indefinite Delivery Contract	0	0
Order Under BOA	0	0
Order /Mod Under GSA Schedule	0	0
Order/Mod Under Other Federal Schedule	0	0
Modifications	0	0
Order Under Multiple Awards Contract	0	0
Terminations	0	0
SYNOPSIS OF PROCUREMENT PRIOR TO AWARD		
Synopsized Prior to Award	0	0
Not Synopsized Due to Urgency	0	0
Not Synopsized for Other Reason	0	0

FEDERAL PROCUREMENT DATA SYSTEM
Commission on Civil Rights
Actions Reported Individually on SF279
Fiscal Year 1998 Through Fourth Quarter

	Actions	Dollars (000)
SOLICITATION PROCEDURE		
Full and Open Competition - Sealed Bid	0	0
Full and Open Competition - Comp Proposal	0	0
Full and Open Competition - Combination	0	0
Architect Engineer	0	0
Basic Research	0	0
Multiple Award Schedule	0	0
Alternate Source/Reduced Cost	0	0
Alternate Source/Mobilization	0	0
Alternate Source/Eng R & D	0	0
Set-aside	0	0
Other than Full and Open Competition	0	0
FULL AND OPEN COMPETITION WITH ONLY ONE BIDDER/OFFERER	0	0
AUTHORITY FOR OTHER THAN FULL AND OPEN COMPETITION		
Only One Source	0	0
- Follow-on Contract	0	0
- Utilities (Regulated & Telecommunications)	0	0
Unusual & Compelling Urgency	0	0
Mobilization/Essential R&D	0	0
International Agreement	0	0
Authorized by Statute	0	0
Authorized Resale	0	0
National Security	0	0
Public Interest	0	0
EXTENT COMPETED		
Competed	0	0
Not Available for Competition	0	0
Follow-on to Competed Action	0	0
Not Competed	0	0
TYPE OF CONTRACT		
Fixed Price	0	0
Cost Reimbursement	0	0
Time and Material	0	0
Labor Hour	0	0
TYPE OF CONTRACTOR		
Small Disadvantaged Business	0	0
Other Small Business	0	0
Large Business	0	0
JWOD Nonprofit Agency	0	0
Educational, Nonprofit & HBCU/M	0	0
State & Local Government	0	0
Foreign Contractor	0	0
Domestic Contractor Performing Outside US	0	0
WOMAN OWNED BUSINESS		
Small	0	0
Other	0	0
PREFERENCE PROGRAMS		
Directed JWOD	0	0
8 (a) Program	0	0
Small Disadvantaged Bus Set-Aside	0	0
Small Business Set-aside	0	0
Buy Indian/Self Determination Act	0	0
No Preference Program or Not Listed	0	0
COMMERCIAL ITEM ACQUISITION		
SUBJECT TO LABOR STATUTES		
Walsh Healy Act	0	0
Service Contract Act	0	0
Davis Bacon Act	0	0
Not Subject to Above Acts	0	0
PRODUCT OR SERVICE		
Supplies & Equipment	0	0
ADP Equipment, Purchase and Lease	0	0
Research & Development	0	0
Construction	0	0
Architect & Engineering	0	0
Real Property, Purchase & Lease, or Maintenance	0	0
ADP Services (includes Installation & Maintenance)	0	0
Other Services	0	0

FEDERAL PROCUREMENT DATA SYSTEM
Commodity Futures Trading Commission
Actions Reported in Summary on SF281
Fiscal Year 1998 Through Fourth Quarter

PART I - PRIME CONTRACTS							
	PROCUREMENT METHODS	Number of Actions (a)	NET DOLLAR AMOUNTS (000)				Total Dollars (f)
			Small Business Concerns (b)	Large Business Concerns (c)	Domestic Outside U.S./ Foreign (d)	Other Entities (e)	
NEW AWARDS AND MODIFICATIONS	1. Tariff or Regulated Acquisitions	15					70
	2. Contracts for Foreign Government or International Organization	0					0
	3. Simplified Acquisitions	814	651	464	0	0	1,115
	4. Delivery Orders - GSA Schedules Only	207	260	319	0	0	579
	5. Delivery Orders - Other Federal Schedules	0	0	0	0	0	0
	6. Delivery Orders - All Other	151	106	199	0	0	305
	7. Other Procurement Methods	0	0	0	0	0	0
	8. TOTAL NEW AWARDS AND MODIFICATIONS	1,187	1,017	982	0	0	2,068
COMPETITION	9. Competed	314	579	516	0	0	1,095
	10. Not Competed	69	119	294	0	0	413
	11. Not Available for Competition	804	319	172	0	0	491
MODIFICATIONS	12. TOTAL MODIFICATIONS (Excluding Line 3)	66					21

PART II - SELECTED SOCIOECONOMIC STATISTICS (Includes both new awards and modifications)					
TYPE OF CONTRACTOR			PREFERENCE PROGRAMS		
CATEGORY	Number of Actions (a)	Total net Dollars (b)	CATEGORY	Number of Actions (a)	Total net Dollars (b)
Small Business	636	1,017	Small Business Set-Aside	0	0
Small Disadvantaged Business	8	35	Small Disadvantaged Business Set-Aside	0	0
Women-Owned Small Business	160	285	8(a) Contract Award	0	0
JWOD Nonprofit Agency	0	0			
HBCU/MI	0	0			

Commodity Futures Trading Commission
Actions Reported Individually on SF279
Fiscal Year 1998 Through Fourth Quarter

	Actions	Dollars (000)
TOTAL	38	8,817
CICA APPLICABILITY		
Pre-CICA	0	0
CICA Awards	33	8,655
Simplified Acquisitions	5	162
Subject to Statute other than CICA	0	0
KIND OF CONTRACT ACTION		
Initial Letter Contract	0	0
Def. Contract Superseding Letter	0	0
New Definitive Contract	11	7,941
Simplified Acquisitions	4	180
Order Under Single Award Indefinite Delivery Contract	0	0
Order Under BOA	0	0
Order /Mod Under GSA Schedule	14	651
Order/Mod Under Other Federal Schedule	0	0
Modifications	9	65
Order Under Multiple Awards Contract	0	0
Terminations	0	0
SYNOPSIS OF PROCUREMENT PRIOR TO AWARD		
Synopsized Prior to Award	31	8,596
Not Synopsized Due to Urgency	0	0
Not Synopsized for Other Reason	7	221

FEDERAL PROCUREMENT DATA SYSTEM
Commodity Futures Trading Commission
Actions Reported Individually on SF279
Fiscal Year 1998 Through Fourth Quarter

	Actions	Dollars (000)
SOLICITATION PROCEDURE		
Full and Open Competition - Sealed Bid	0	0
Full and Open Competition - Comp Proposal	11	7,725
Full and Open Competition - Combination	0	0
Architect Engineer	0	0
Basic Research	0	0
Multiple Award Schedule	14	651
Alternate Source/Reduced Cost	0	0
Alternate Source/Mobilization	0	0
Alternate Source/Eng R & D	0	0
Set-aside	0	0
Other than Full and Open Competition	8	279
FULL AND OPEN COMPETITION WITH ONLY ONE BIDDER/OFFERER	1	212
AUTHORITY FOR OTHER THAN FULL AND OPEN COMPETITION		
Only One Source	8	279
- Follow-on Contract	0	0
- Utilities (Regulated & Telecommunications)	4	113
Unusual & Compelling Urgency	0	0
Mobilization/Essential R&D	0	0
International Agreement	0	0
Authorized by Statute	0	0
Authorized Resale	0	0
National Security	0	0
Public Interest	0	0
EXTENT COMPETED		
Competed	25	8,376
Not Available for Competition	4	113
Follow-on to Competed Action	0	0
Not Competed	9	328
TYPE OF CONTRACT		
Fixed Price	38	8,817
Cost Reimbursement	0	0
Time and Material	0	0
Labor Hour	0	0
TYPE OF CONTRACTOR		
Small Disadvantaged Business	0	0
Other Small Business	4	95
Large Business	34	8,722
JWOD Nonprofit Agency	0	0
Educational, Nonprofit & HBCU/MI	0	0
State & Local Government	0	0
Foreign Contractor	0	0
Domestic Contractor Performing Outside US	0	0
WOMAN-OWNED BUSINESS		
Small	0	0
Other	0	0
PREFERENCE PROGRAMS		
Directed JWOD	0	0
8 (a) Program	0	0
Small Disadvantaged Bus Set-Aside	0	0
Small Business Set-aside	0	0
Buy Indian/Self Determination Act	0	0
No Preference Program or Not Listed	38	8,817
COMMERCIAL ITEM ACQUISITION	31	8,591
SUBJECT TO LABOR STATUTES		
Walsh Healy Act	11	576
Service Contract Act	0	0
Davis Bacon Act	0	0
Not Subject to Above Acts	27	8,241
PRODUCT OR SERVICE		
Supplies & Equipment	5	188
ADP Equipment, Purchase and Lease	8	648
Research & Development	0	0
Construction	0	0
Architect & Engineering	0	0
Real Property, Purchase & Lease, or Maintenance	10	7,513
ADP Services (includes Installation & Maintenance)	4	117
Other Services	11	353

FEDERAL PROCUREMENT DATA SYSTEM
Consumer Product Safety Commission
Actions Reported in Summary on SF281
Fiscal Year 1998 Through Fourth Quarter

PART I - PRIME CONTRACTS							
	PROCUREMENT METHODS	Number of Actions (a)	NET DOLLAR AMOUNTS (000)				Total Dollars (f)
			Small Business Concerns (b)	Large Business Concerns (c)	Domestic Outside U.S./ Foreign (d)	Other Entities (e)	
NEW AWARDS AND MODIFICATIONS	1. Tariff or Regulated Acquisitions	0					0
	2. Contracts for Foreign Government or International Organization	0					0
	3. Simplified Acquisitions	876	870	536	26	796	2,228
	4. Delivery Orders - GSA Schedules Only	69	211	239	0	0	450
	5. Delivery Orders - Other Federal Schedules	0	0	0	0	0	0
	6. Delivery Orders - All Other	2	17	0	0	0	17
	7. Other Procurement Methods	2	0	7	0	0	7
	8. TOTAL NEW AWARDS AND MODIFICATIONS	949	1,098	782	26	796	2,702
COMPETITION	9. Competed	135	450	429	9	0	888
	10. Not Competed	339	216	326	0	0	542
	11. Not Available for Competition	475	432	27	17	796	1,272
MODIFICATIONS	12. TOTAL MODIFICATIONS (Excluding Line 3)	8					24

PART II - SELECTED SOCIOECONOMIC STATISTICS (Includes both new awards and modifications)					
TYPE OF CONTRACTOR			PREFERENCE PROGRAMS		
CATEGORY	Number of Actions (a)	Total net Dollars (b)	CATEGORY	Number of Actions (a)	Total net Dollars (b)
Small Business	339	1,098	Small Business Set-Aside	305	877
Small Disadvantaged Business	29	120	Small Disadvantaged Business Set-Aside	1	3
Women-Owned Small Business	159	400	8(a) Contract Award	0	0
JWOD Nonprofit Agency	0	0			
HBCU/MI	0	0			

Consumer Product Safety Commission
Actions Reported Individually on SF279
Fiscal Year 1998 Through Fourth Quarter

	Actions	Dollars (000)
TOTAL	64	2,936
CICA APPLICABILITY		
Pre-CICA	0	0
CICA Awards	44	2,548
Simplified Acquisitions	20	390
Subject to Statute other than CICA	0	0
KIND OF CONTRACT ACTION		
Initial Letter Contract	0	0
Def. Contract Superseding Letter	0	0
New Definitive Contract	3	138
Simplified Acquisitions	10	444
Order Under Single Award Indefinite Delivery Contract	0	0
Order Under BOA	0	0
Order /Mod Under GSA Schedule	13	1,152
Order/Mod Under Other Federal Schedule	0	0
Modifications	36	1,063
Order Under Multiple Awards Contract	2	141
Terminations	0	0
SYNOPSIS OF PROCUREMENT PRIOR TO AWARD		
Synopsized Prior to Award	26	1,958
Not Synopsized Due to Urgency	0	0
Not Synopsized for Other Reason	38	980

FEDERAL PROCUREMENT DATA SYSTEM
Consumer Product Safety Commission
Actions Reported Individually on SF279
Fiscal Year 1998 Through Fourth Quarter

	Actions	Dollars (000)
SOLICITATION PROCEDURE		
Full and Open Competition - Sealed Bid	0	0
Full and Open Competition - Comp Proposal	10	306
Full and Open Competition - Combination	0	0
Architect Engineer	0	0
Basic Research	0	0
Multiple Award Schedule	13	1,152
Alternate Source/Reduced Cost	0	0
Alternate Source/Mobilization	0	0
Alternate Source/Eng R & D	0	0
Set-aside	2	348
Other than Full and Open Competition	19	742
FULL AND OPEN COMPETITION WITH ONLY ONE BIDDER/OFFERER	1	84
AUTHORITY FOR OTHER THAN FULL AND OPEN COMPETITION		
Only One Source	7	65
- Follow-on Contract	0	0
- Utilities (Regulated & Telecommunications)	0	0
Unusual & Compelling Urgency	0	0
Mobilization/Essential R&D	0	0
International Agreement	0	0
Authorized by Statute	12	677
Authorized Resale	0	0
National Security	0	0
Public Interest	0	0
EXTENT COMPETED		
Competed	27	1,880
Not Available for Competition	32	815
Follow-on to Competed Action	0	0
Not Competed	5	143
TYPE OF CONTRACT		
Fixed Price	59	2,371
Cost Reimbursement	0	0
Time and Material	0	0
Labor Hour	5	567
TYPE OF CONTRACTOR		
Small Disadvantaged Business	13	889
Other Small Business	17	458
Large Business	20	1,320
JWOD Nonprofit Agency	1	36
Educational, Nonprofit & HBCU/MI	13	135
State & Local Government	0	0
Foreign Contractor	0	0
Domestic Contractor Performing Outside US	0	0
WOMAN OWNED BUSINESS		
Small	7	396
Other	0	0
PREFERENCE PROGRAMS		
Directed JWOD	1	36
8 (a) Program	13	889
Small Disadvantaged Bus Set-Aside	0	0
Small Business Set-aside	4	190
Buy Indian/Self Determination Act	0	0
No Preference Program or Not Listed	46	1,723
COMMERCIAL ITEM ACQUISITION	1	42
SUBJECT TO LABOR STATUTES		
Walsh Healy Act	13	1,152
Service Contract Act	6	340
Davis Bacon Act	0	0
Not Subject to Above Acts	45	1,446
PRODUCT OR SERVICE		
Supplies & Equipment	1	53
ADP Equipment, Purchase and Lease	9	1,101
Research & Development	0	0
Construction	0	0
Architect & Engineering	1	8
Real Property, Purchase & Lease, or Maintenance	0	0
ADP Services (includes Installation & Maintenance)	3	128
Other Services	50	1,648

FEDERAL PROCUREMENT DATA SYSTEM
Corporation For National And Community Service
Actions Reported in Summary on SF281
Fiscal Year 1998 Through Fourth Quarter

PART I - PRIME CONTRACTS							
	PROCUREMENT METHODS	Number of Actions (a)	NET DOLLAR AMOUNTS (000)				Total Dollars (f)
			Small Business Concerns (b)	Large Business Concerns (c)	Domestic Outside U.S./ Foreign (d)	Other Entities (e)	
NEW AWARDS AND MODIFICATIONS	1. Tariff or Regulated Acquisitions	0					0
	2. Contracts for Foreign Government or International Organization	0					0
	3. Simplified Acquisitions	1,928	2,249	2,261	0	57	4,567
	4. Delivery Orders - GSA Schedules Only	268	135	427	0	0	562
	5. Delivery Orders - Other Federal Schedules	1	0	0	0	3	3
	6. Delivery Orders - All Other	30	33	2	0	0	35
	7. Other Procurement Methods	207	322	88	0	19	429
	8. TOTAL NEW AWARDS AND MODIFICATIONS	2,434	2,738	2,778	0	79	5,596
COMPETITION	9. Competed	392	653	1,047	0	3	1,703
	10. Not Competed	1,295	1,356	826	0	76	2,258
	11. Not Available for Competition	747	730	905	0	0	1,635
MODIFICATIONS	12. TOTAL MODIFICATIONS (Excluding Line 3)	127					81

PART II - SELECTED SOCIOECONOMIC STATISTICS (Includes both new awards and modifications)					
TYPE OF CONTRACTOR			PREFERENCE PROGRAMS		
CATEGORY	Number of Actions (a)	Total net Dollars (b)	CATEGORY	Number of Actions (a)	Total net Dollars (b)
Small Business	675	2,739	Small Business Set-Aside	0	0
Small Disadvantaged Business	19	52	Small Disadvantaged Business Set-Aside	0	0
Women-Owned Small Business	10	292	8(a) Contract Award	5	12
JWOD Nonprofit Agency	7	13			
HBCU/MI	0	0			

Corporation For National And Community Service
Actions Reported Individually on SF279
Fiscal Year 1998 Through Fourth Quarter

	Actions	Dollars (000)
TOTAL	18	6,126
CICA APPLICABILITY		
Pre-CICA	0	0
CICA Awards	18	6,075
Simplified Acquisitions	1	26
Subject to Statute other than CICA	0	0
KIND OF CONTRACT ACTION		
Initial Letter Contract	1	3,070
Def. Contract Superseding Letter	0	0
New Definitive Contract	3	827
Simplified Acquisitions	2	53
Order Under Single Award Indefinite Delivery Contract	0	0
Order Under BOA	0	0
Order /Mod Under GSA Schedule	2	568
Order/Mod Under Other Federal Schedule	0	0
Modifications	0	0
Order Under Multiple Awards Contract	10	1,609
Terminations	0	0
SYNOPSIS OF PROCUREMENT PRIOR TO AWARD		
Synopsized Prior to Award	16	6,075
Not Synopsized Due to Urgency	0	0
Not Synopsized for Other Reason	1	26

FEDERAL PROCUREMENT DATA SYSTEM
Corporation For National And Community Service
Actions Reported Individually on SF279
Fiscal Year 1998 Through Fourth Quarter

SOLICITATION PROCEDURE	Actions	Dollars (000)
Full and Open Competition - Sealed Bid	0	0
Full and Open Competition - Comp Proposal	14	5,508
Full and Open Competition - Combination	0	0
Architect Engineer	0	0
Basic Research	0	0
Multiple Award Schedule	2	589
Alternate Source/Reduced Cost	0	0
Alternate Source/Mobilization	0	0
Alternate Source/Eng R & D	0	0
Set-aside	0	0
Other than Full and Open Competition	0	0
FULL AND OPEN COMPETITION WITH ONLY ONE BIDDER/OFFERER	0	0
AUTHORITY FOR OTHER THAN FULL AND OPEN COMPETITION		
Only One Source	0	0
- Follow-on Contract	0	0
- Utilities (Regulated & Telecommunications)	0	0
Unusual & Compelling Urgency	0	0
Mobilization/Essential R&D	0	0
International Agreement	0	0
Authorized by Statute	0	0
Authorized Resale	0	0
National Security	0	0
Public Interest	0	0
EXTENT COMPETED		
Competed	16	6,075
Not Available for Competition	0	0
Follow-on to Competed Action	0	0
Not Competed	1	26
TYPE OF CONTRACT		
Fixed Price	2	589
Cost Reimbursement	1	3,070
Time and Material	14	2,462
Labor Hour	0	0
TYPE OF CONTRACTOR		
Small Disadvantaged Business	2	589
Other Small Business	0	0
Large Business	15	5,532
JWOD Nonprofit Agency	0	0
Educational, Nonprofit & HBCU/MI	0	0
State & Local Government	0	0
Foreign Contractor	0	0
Domestic Contractor Performing Outside US	0	0
WOMAN-OWNED BUSINESS		
Small	0	0
Other	0	0
PREFERENCE PROGRAMS		
Directed JWOD	0	0
8 (a) Program	0	0
Small Disadvantaged Bus Set-Aside	0	0
Small Business Set-aside	0	0
Buy Indian/Self Determination Act	0	0
No Preference Program or Not Listed	17	6,101
COMMERCIAL ITEM ACQUISITION	2	589
SUBJECT TO LABOR STATUTES		
Walsh Healy Act	1	159
Service Contract Act	1	26
Davis Bacon Act	0	0
Not Subject to Above Acts	15	5,916
PRODUCT OR SERVICE		
Supplies & Equipment	2	53
ADP Equipment, Purchase and Lease	0	0
Research & Development	0	0
Construction	0	0
Architect & Engineering	0	0
Real Property, Purchase & Lease, or Maintenance	0	0
ADP Services (includes Installation & Maintenance)	2	589
Other Services	14	5,506

FEDERAL PROCUREMENT DATA SYSTEM
Defense Nuclear Facilities Safety Board
Actions Reported in Summary on SF281
Fiscal Year 1998 Through Fourth Quarter

PART I - PRIME CONTRACTS							
	PROCUREMENT METHODS	Number of Actions (a)	NET DOLLAR AMOUNTS (000)				
			Small Business Concerns (b)	Large Business Concerns (c)	Domestic Outside U.S./ Foreign (d)	Other Entities (e)	Total Dollars (f)
NEW AWARDS AND MODIFICATIONS	1. Tariff or Regulated Acquisitions	0				0	
	2. Contracts for Foreign Government or International Organization	0				0	
	3. Simplified Acquisitions	125	348	68	0	4	420
	4. Delivery Orders - GSA Schedules Only	29	55	133	0	0	188
	5. Delivery Orders- Other Federal Schedules	0	0	0	0	0	0
	6. Delivery Orders - All Other	0	0	0	0	0	0
	7. Other Procurement Methods	0	0	0	0	0	0
	8. TOTAL NEW AWARDS AND MODIFICATIONS	154	403	201	0	4	608
COMPETITION	9. Competed	47	276	152	0	0	428
	10. Not Competed	6	4	8	0	0	12
	11. Not Available for Competition	101	123	41	0	4	168
MODIFICATIONS	12. TOTAL MODIFICATIONS (Excluding Line 3)	0					0

PART II - SELECTED SOCIOECONOMIC STATISTICS (Includes both new awards and modifications)					
TYPE OF CONTRACTOR			PREFERENCE PROGRAMS		
CATEGORY	Number of Actions (a)	Total net Dollars (b)	CATEGORY	Number of Actions (a)	Total net Dollars (b)
Small Business	75	403	Small Business Set-Aside	81	387
Small Disadvantaged Business	3	22	Small Disadvantaged Business Set-Aside	0	0
Women-Owned Small Business	8	27	8(a) Contract Award	0	0
JWOD Nonprofit Agency	0	0			
HBCU/MI	0	0			

Defense Nuclear Facilities Safety Board
Actions Reported Individually on SF279
Fiscal Year 1998 Through Fourth Quarter

	Actions	Dollars (000)
TOTAL	5	757
CICA APPLICABILITY		
Pre-CICA	0	0
CICA Awards	0	0
Simplified Acquisitions	1	25
Subject to Statute other than CICA	4	732
KIND OF CONTRACT ACTION		
Initial Letter Contract	0	0
Def. Contract Superseding Letter	0	0
New Definitive Contract	2	710
Simplified Acquisitions	1	25
Order Under Single Award Indefinite Delivery Contract	0	0
Order Under BOA	0	0
Order /Mod Under GSA Schedule	0	0
Order/Mod Under Other Federal Schedule	0	0
Modifications	2	22
Order Under Multiple Awards Contract	0	0
Terminations	0	0
SYNOPSIS OF PROCUREMENT PRIOR TO AWARD		
Synopsized Prior to Award	0	0
Not Synopsized Due to Urgency	0	0
Not Synopsized for Other Reason	5	757

FEDERAL PROCUREMENT DATA SYSTEM
Defense Nuclear Facilities Safety Board
Actions Reported Individually on SF279
Fiscal Year 1998 Through Fourth Quarter

	Actions	Dollars (000)
SOLICITATION PROCEDURE		
Full and Open Competition - Sealed Bid	0	0
Full and Open Competition - Comp Proposal	0	0
Full and Open Competition - Combination	0	0
Architect Engineer	0	0
Basic Research	0	0
Multiple Award Schedule	0	0
Alternate Source/Reduced Cost	0	0
Alternate Source/Mobilization	0	0
Alternate Source/Eng R & D	0	0
Set-aside	0	0
Other than Full and Open Competition	0	0
FULL AND OPEN COMPETITION WITH ONLY ONE BIDDER/OFFERER	0	0
AUTHORITY FOR OTHER THAN FULL AND OPEN COMPETITION		
Only One Source	0	0
- Follow-on Contract	0	0
- Utilities (Regulated & Telecommunications)	0	0
Unusual & Compelling Urgency	0	0
Mobilization/Essential R&D	0	0
International Agreement	0	0
Authorized by Statute	0	0
Authorized Resale	0	0
National Security	0	0
Public Interest	0	0
EXTENT COMPETED		
Competed	0	0
Not Available for Competition	0	0
Follow-on to Competed Action	0	0
Not Competed	5	757
TYPE OF CONTRACT		
Fixed Price	0	0
Cost Reimbursement	0	0
Time and Material	5	757
Labor Hour	0	0
TYPE OF CONTRACTOR		
Small Disadvantaged Business	1	660
Other Small Business	4	97
Large Business	0	0
JWOD Nonprofit Agency	0	0
Educational, Nonprofit & HBCU/MI	0	0
State & Local Government	0	0
Foreign Contractor	0	0
Domestic Contractor Performing Outside US	0	0
WOMAN OWNED BUSINESS		
Small	0	0
Other	0	0
PREFERENCE PROGRAMS		
Directed JWOD	0	0
8 (a) Program	0	0
Small Disadvantaged Bus Set-Aside	1	660
Small Business Set-aside	0	0
Buy Indian/Self Determination Act	0	0
No Preference Program or Not Listed	4	97
COMMERCIAL ITEM ACQUISITION		
	0	0
SUBJECT TO LABOR STATUTES		
Walsh Healy Act	0	0
Service Contract Act	1	660
Davis Bacon Act	0	0
Not Subject to Above Acts	4	97
PRODUCT OR SERVICE		
Supplies & Equipment	0	0
ADP Equipment, Purchase and Lease	0	0
Research & Development	0	0
Construction	0	0
Architect & Engineering	0	0
Real Property, Purchase & Lease, or Maintenance	0	0
ADP Services (includes Installation & Maintenance)	1	660
Other Services	4	97

**FEDERAL PROCUREMENT DATA SYSTEM
Environmental Protection Agency
Actions Reported in Summary on SF281
Fiscal Year 1998 Through Fourth Quarter**

PART I - PRIME CONTRACTS							
	PROCUREMENT METHODS	Number of Actions (a)	NET DOLLAR AMOUNTS (000)				Total Dollars (f)
			Small Business Concerns (b)	Large Business Concerns (c)	Domestic Outside U.S./ Foreign (d)	Other Entities (e)	
NEW AWARDS AND MODIFICATIONS	1. Tariff or Regulated Acquisitions	0					0
	2. Contracts for Foreign Government or International Organization	18					188
	3. Simplified Acquisitions	20,120	40,606	22,954	557	13,100	77,217
	4. Delivery Orders - GSA Schedules Only	2,628	13,693	45,278	0	1,889	60,860
	5. Delivery Orders- Other Federal Schedules	718	670	4,232	0	2,325	7,227
	6. Delivery Orders - All Other	0	0	0	0	0	0
	7. Other Procurement Methods	0	0	0	0	0	0
	8. TOTAL NEW AWARDS AND MODIFICATIONS	23,482	54,969	72,484	557	17,314	145,502
COMPETITION	9. Competed	5,103	30,044	57,167	80	6,463	93,754
	10. Not Competed	18,363	24,925	15,297	477	10,851	51,550
	11. Not Available for Competition	16	0	0	0	0	0
MODIFICATIONS	12. TOTAL MODIFICATIONS (Excluding Line 3)	0					0

PART II - SELECTED SOCIOECONOMIC STATISTICS (Includes both new awards and modifications)					
TYPE OF CONTRACTOR			PREFERENCE PROGRAMS		
CATEGORY	Number of Actions (a)	Total net Dollars (b)	CATEGORY	Number of Actions (a)	Total net Dollars (b)
Small Business	11,472	54,969	Small Business Set-Aside	7,591	27,741
Small Disadvantaged Business	1,008	7,151	Small Disadvantaged Business Set-Aside	771	4,138
Women-Owned Small Business	753	4,345	8(a) Contract Award	37	703
JWOD Nonprofit Agency	0	0			
HBCU/MI	0	0			

**Environmental Protection Agency
Actions Reported Individually on SF279
Fiscal Year 1998 Through Fourth Quarter**

	Actions	Dollars (000)
TOTAL	4,458	950,544
CICA APPLICABILITY		
Pre-CICA	3	110
CICA Awards	3,248	771,882
Simplified Acquisitions	0	0
Subject to Statute other than CICA	1,207	178,452
KIND OF CONTRACT ACTION		
Initial Letter Contract	0	0
Def. Contract Superseding Letter	2	287
New Definitive Contract	183	36,149
Simplified Acquisitions	0	0
Order Under Single Award Indefinite Delivery Contract	1,891	323,329
Order Under BOA	0	0
Order /Mod Under GSA Schedule	0	0
Order/Mod Under Other Federal Schedule	0	0
Modifications	2,382	590,779
Order Under Multiple Awards Contract	0	0
Terminations	0	0
SYNOPSIS OF PROCUREMENT PRIOR TO AWARD		
Synopsized Prior to Award	4,458	950,544
Not Synopsized Due to Urgency	0	0
Not Synopsized for Other Reason	0	0

FEDERAL PROCUREMENT DATA SYSTEM
Environmental Protection Agency
Actions Reported Individually on SF279
Fiscal Year 1998 Through Fourth Quarter

	Actions	Dollars (000)
SOLICITATION PROCEDURE		
Full and Open Competition - Sealed Bid	154	15,552
Full and Open Competition - Comp Proposal	2,103	518,718
Full and Open Competition - Combination	91	24,886
Architect Engineer	270	116,316
Basic Research	0	0
Multiple Award Schedule	16	6,997
Alternate Source/Reduced Cost	0	0
Alternate Source/Mobilization	0	0
Alternate Source/Eng R & D	0	0
Set-aside	209	26,275
Other than Full and Open Competition	405	63,238
FULL AND OPEN COMPETITION WITH ONLY ONE BIDDER/OFFERER	0	0
AUTHORITY FOR OTHER THAN FULL AND OPEN COMPETITION		
Only One Source	327	56,776
- Follow-on Contract	62	18,825
- Utilities (Regulated & Telecommunications)	0	0
Unusual & Compelling Urgency	0	0
Mobilization/Essential R&D	0	0
International Agreement	0	0
Authorized by Statute	78	6,462
Authorized Resale	0	0
National Security	0	0
Public Interest	0	0
EXTENT COMPETED		
Competed	4,056	888,232
Not Available for Competition	307	39,574
Follow-on to Competed Action	55	18,051
Not Competed	40	4,687
TYPE OF CONTRACT		
Fixed Price	916	80,857
Cost Reimbursement	2,805	688,717
Time and Material	733	180,829
Labor Hour	4	141
TYPE OF CONTRACTOR		
Small Disadvantaged Business	540	66,306
Other Small Business	941	170,058
Large Business	2,764	688,452
JWOD Nonprofit Agency	1	12
Educational, Nonprofit & HBCU/MI	212	25,718
State & Local Government	0	0
Foreign Contractor	0	0
Domestic Contractor Performing Outside US	0	0
WOMAN-OWNED BUSINESS		
Small	186	25,000
Other	0	0
PREFERENCE PROGRAMS		
Directed JWOD	1	12
8 (a) Program	307	39,574
Small Disadvantaged Bus Set-Aside	0	0
Small Business Set-aside	402	48,183
Buy Indian/Self Determination Act	0	0
No Preference Program or Not Listed	3,748	862,775
COMMERCIAL ITEM ACQUISITION	0	0
SUBJECT TO LABOR STATUTES		
Walsh Healy Act	144	14,784
Service Contract Act	1,380	357,301
Davis Bacon Act	294	61,874
Not Subject to Above Acts	2,640	516,785
PRODUCT OR SERVICE		
Supplies & Equipment	37	9,960
ADP Equipment, Purchase and Lease	323	11,337
Research & Development	315	46,107
Construction	135	11,340
Architect & Engineering	110	27,303
Real Property, Purchase & Lease, or Maintenance	3	4,580
ADP Services (includes Installation & Maintenance)	201	67,192
Other Services	3,334	772,725

FEDERAL PROCUREMENT DATA SYSTEM
Equal Employment Opportunity Commission
Actions Reported in Summary on SF281
Fiscal Year 1998 Through Fourth Quarter

PART I - PRIME CONTRACTS							
	PROCUREMENT METHODS	Number of Actions (a)	NET DOLLAR AMOUNTS (000)				Total Dollars (f)
			Small Business Concerns (b)	Large Business Concerns (c)	Domestic Outside U.S./ Foreign (d)	Other Entities (e)	
NEW AWARDS AND MODIFICATIONS	1. Tariff or Regulated Acquisitions	0					0
	2. Contracts for Foreign Government or International Organization	0					0
	3. Simplified Acquisitions	4,505	2,985	1,124	0	0	4,109
	4. Delivery Orders - GSA Schedules Only	770	438	1,365	0	0	1,803
	5. Delivery Orders- Other Federal Schedules	12	13	2	0	20	35
	6. Delivery Orders - All Other	0	0	0	0	0	0
	7. Other Procurement Methods	3	0	0	0	6	6
	8. TOTAL NEW AWARDS AND MODIFICATIONS	5,290	3,436	2,491	0	26	5,953
COMPETITION	9. Competed	654	1,091	701	0	0	1,792
	10. Not Competed	1,210	705	407	0	0	1,112
	11. Not Available for Competition	3,426	1,640	1,383	0	26	3,049
MODIFICATIONS	12. TOTAL MODIFICATIONS (Excluding Line 3)	115					75

PART II - SELECTED SOCIOECONOMIC STATISTICS (Includes both new awards and modifications)					
TYPE OF CONTRACTOR			PREFERENCE PROGRAMS		
CATEGORY	Number of Actions (a)	Total net Dollars (b)	CATEGORY	Number of Actions (a)	Total net Dollars (b)
Small Business	3,712	3,436	Small Business Set-Aside	0	0
Small Disadvantaged Business	73	271	Small Disadvantaged Business Set-Aside	0	0
Women-Owned Small Business	335	371	8(a) Contract Award	0	0
JWOD Nonprofit Agency	0	0			
HBCU/MI	0	0			

Equal Employment Opportunity Commission
Actions Reported Individually on SF279
Fiscal Year 1998 Through Fourth Quarter

	Actions	Dollars (000)
TOTAL	358	32,829
CICA APPLICABILITY		
Pre-CICA	0	0
CICA Awards	358	32,766
Simplified Acquisitions	2	64
Subject to Statute other than CICA	1	-1
KIND OF CONTRACT ACTION		
Initial Letter Contract	0	0
Def. Contract Superseding Letter	0	0
New Definitive Contract	101	10,419
Simplified Acquisitions	2	64
Order Under Single Award Indefinite Delivery Contract	5	728
Order Under BOA	0	0
Order /Mod Under GSA Schedule	34	2,655
Order/Mod Under Other Federal Schedule	0	0
Modifications	217	18,963
Order Under Multiple Awards Contract	0	0
Terminations	0	0
SYNOPSIS OF PROCUREMENT PRIOR TO AWARD		
Synopsized Prior to Award	53	4,614
Not Synopsized Due to Urgency	6	-7
Not Synopsized for Other Reason	300	28,222

FEDERAL PROCUREMENT DATA SYSTEM
Equal Employment Opportunity Commission
Actions Reported Individually on SF279
Fiscal Year 1998 Through Fourth Quarter

	Actions	Dollars (DOO)
SOLICITATION PROCEDURE		
Full and Open Competition - Sealed Bid	0	0
Full and Open Competition - Comp Proposal	23	1,782
Full and Open Competition - Combination	0	0
Architect Engineer	0	0
Basic Research	0	0
Multiple Award Schedule	36	3,267
Alternate Source/Reduced Cost	0	0
Alternate Source/Mobilization	0	0
Alternate Source/Eng R & D	0	0
Set-aside	3	383
Other than Full and Open Competition	294	27,324
FULL AND OPEN COMPETITION WITH ONLY ONE BIDDER/OFFERER	9	196
AUTHORITY FOR OTHER THAN FULL AND OPEN COMPETITION		
Only One Source	4	3
- Follow-on Contract	0	0
- Utilities (Regulated & Telecommunications)	0	0
Unusual & Compelling Urgency	7	-17
Mobilization/Essential R&D	17	97
International Agreement	0	0
Authorized by Statute	266	27,241
Authorized Resale	0	0
National Security	0	0
Public Interest	0	0
EXTENT COMPETED		
Competed	76	5,504
Not Available for Competition	267	27,240
Follow-on to Competed Action	0	0
Not Competed	16	85
TYPE OF CONTRACT		
Fixed Price	322	32,432
Cost Reimbursement	1	-70
Time and Material	32	468
Labor Hour	4	-1
TYPE OF CONTRACTOR		
Small Disadvantaged Business	9	437
Other Small Business	37	1,479
Large Business	48	3,684
JWOD Nonprofit Agency	0	0
Educational, Nonprofit & HBCU/MI	2	45
State & Local Government	263	27,204
Foreign Contractor	0	0
Domestic Contractor Performing Outside US	0	0
WOMAN-OWNED BUSINESS		
Small	4	51
Other	0	0
PREFERENCE PROGRAMS		
Directed JWOD	0	0
8 (a) Program	8	430
Small Disadvantaged Bus Set-Aside	1	7
Small Business Set-aside	2	89
Buy Indian/Self Determination Act	0	0
No Preference Program or Not Listed	348	32,303
COMMERCIAL ITEM ACQUISITION		
	8	1,221
SUBJECT TO LABOR STATUTES		
Wahsh Healy Act	36	3,318
Service Contract Act	18	1,505
Davis Bacon Act	0	0
Not Subject to Above Acts	305	28,006
PRODUCT OR SERVICE		
Supplies & Equipment	21	1,099
ADP Equipment, Purchase and Lease	20	2,348
Research & Development	0	0
Construction	0	0
Architect & Engineering	1	11
Real Property, Purchase & Lease, or Maintenance	0	0
ADP Services (includes Installation & Maintenance)	7	301
Other Services	310	29,070

FEDERAL PROCUREMENT DATA SYSTEM
Federal Communications Commission
Actions Reported in Summary on SF281
Fiscal Year 1998 Through Fourth Quarter

PART I - PRIME CONTRACTS							
	PROCUREMENT METHODS	Number of Actions (a)	NET DOLLAR AMOUNTS (000)				Total Dollars (f)
			Small Business Concerns (b)	Large Business Concerns (c)	Domestic Outside U.S./ Foreign (d)	Other Entities (e)	
NEW AWARDS AND MODIFICATIONS	1. Tariff or Regulated Acquisitions	0					0
	2. Contracts for Foreign Government or International Organization	0					0
	3. Simplified Acquisitions	502	3,426	1,736	17	16	5,195
	4. Delivery Orders - GSA Schedules Only	75	1,543	251	0	0	1,794
	5. Delivery Orders- Other Federal Schedules	11	182	42	0	20	244
	6. Delivery Orders - All Other	2	40	0	0	0	40
	7. Other Procurement Methods	7	0	0	0	106	106
	8. TOTAL NEW AWARDS AND MODIFICATIONS	597	5,191	2,029	17	142	7,379
COMPETITION	9. Competed	299	3,280	1,017	0	0	4,297
	10. Not Competed	258	1,324	799	0	106	2,229
	11. Not Available for Competition	40	587	213	17	36	853
MODIFICATIONS	12. TOTAL MODIFICATIONS (Excluding Line 3)	10					134

PART II - SELECTED SOCIOECONOMIC STATISTICS (Includes both new awards and modifications)					
TYPE OF CONTRACTOR			PREFERENCE PROGRAMS		
CATEGORY	Number of Actions (a)	Total net Dollars (b)	CATEGORY	Number of Actions (a)	Total net Dollars (b)
Small Business	459	5,191	Small Business Set-Aside	435	2,801
Small Disadvantaged Business	47	992	Small Disadvantaged Business Set-Aside	3	54
Women-Owned Small Business	0	0	8(a) Contract Award	12	183
JWOD Nonprofit Agency	0	0			
HBCU/MI	7	106			

Federal Communications Commission
Actions Reported Individually on SF279
Fiscal Year 1998 Through Fourth Quarter

	Actions	Dollars (000)
TOTAL	6	315
CICA APPLICABILITY		
Pre-CICA	0	0
CICA Awards	1	38
Simplified Acquisitions	0	0
Subject to Statute other than CICA	5	277
KIND OF CONTRACT ACTION		
Initial Letter Contract	0	0
Def. Contract Superseding Letter	0	0
New Definitive Contract	0	0
Simplified Acquisitions	0	0
Order Under Single Award Indefinite Delivery Contract	2	89
Order Under BOA	0	0
Order /Mod Under GSA Schedule	0	0
Order/Mod Under Other Federal Schedule	0	0
Modifications	4	226
Order Under Multiple Awards Contract	0	0
Terminations	0	0
SYNOPSIS OF PROCUREMENT PRIOR TO AWARD		
Synopsized Prior to Award	1	38
Not Synopsized Due to Urgency	0	0
Not Synopsized for Other Reason	5	277

FEDERAL PROCUREMENT DATA SYSTEM
Federal Communications Commission
Actions Reported Individually on SF279
Fiscal Year 1998 Through Fourth Quarter

	Actions	Dollars (000)
SOLICITATION PROCEDURE		
Full and Open Competition - Sealed Bid	0	0
Full and Open Competition - Comp Proposal	1	38
Full and Open Competition - Combination	0	0
Architect Engineer	0	0
Basic Research	0	0
Multiple Award Schedule	0	0
Alternate Source/Reduced Cost	0	0
Alternate Source/Mobilization	0	0
Alternate Source/Eng R & D	0	0
Set-aside	0	0
Other than Full and Open Competition	0	0
FULL AND OPEN COMPETITION WITH ONLY ONE BIDDER/OFFERER	0	0
AUTHORITY FOR OTHER THAN FULL AND OPEN COMPETITION		
Only One Source	0	0
- Follow-on Contract	0	0
- Utilities (Regulated & Telecommunications)	0	0
Unusual & Compelling Urgency	0	0
Mobilization/Essential R&D	0	0
International Agreement	0	0
Authorized by Statute	0	0
Authorized Resale	0	0
National Security	0	0
Public Interest	0	0
EXTENT COMPETED		
Competed	1	38
Not Available for Competition	5	277
Follow-on to Competed Action	0	0
Not Competed	0	0
TYPE OF CONTRACT		
Fixed Price	0	0
Cost Reimbursement	0	0
Time and Material	6	315
Labor Hour	0	0
TYPE OF CONTRACTOR		
Small Disadvantaged Business	5	277
Other Small Business	1	38
Large Business	0	0
JWOD Nonprofit Agency	0	0
Educational, Nonprofit & HBCU/MI	0	0
State & Local Government	0	0
Foreign Contractor	0	0
Domestic Contractor Performing Outside US	0	0
WOMAN OWNED BUSINESS		
Small	0	0
Other	0	0
PREFERENCE PROGRAMS		
Directed JWOD	0	0
8 (a) Program	5	277
Small Disadvantaged Bus Set-Aside	0	0
Small Business Set-aside	0	0
Buy Indian/Self Determination Act	0	0
No Preference Program or Not Listed	1	38
COMMERCIAL ITEM ACQUISITION	0	0
SUBJECT TO LABOR STATUTES		
Walsh Healy Act	0	0
Service Contract Act	1	38
Davis Bacon Act	0	0
Not Subject to Above Acts	5	277
PRODUCT OR SERVICE		
Supplies & Equipment	0	0
ADP Equipment, Purchase and Lease	0	0
Research & Development	0	0
Construction	0	0
Architect & Engineering	0	0
Real Property, Purchase & Lease, or Maintenance	0	0
ADP Services (includes Installation & Maintenance)	6	315
Other Services	0	0

**FEDERAL PROCUREMENT DATA SYSTEM
Federal Election Commission
Actions Reported in Summary on SF281
Fiscal Year 1998 Through Fourth Quarter**

PART I - PRIME CONTRACTS							
	PROCUREMENT METHODS	Number of Actions (a)	NET DOLLAR AMOUNTS (000)				Total Dollars (f)
			Small Business Concerns (b)	Large Business Concerns (c)	Domestic Outside U.S./ Foreign (d)	Other Entities (e)	
NEW AWARDS AND MODIFICATIONS	1. Tariff or Regulated Acquisitions	32					18
	2. Contracts for Foreign Government or International Organization	0					0
	3. Simplified Acquisitions	1,577	1,000	665	0	35	1,700
	4. Delivery Orders - GSA Schedules Only	312	6	344	0	3	353
	5. Delivery Orders- Other Federal Schedules	0	0	0	0	0	0
	6. Delivery Orders - All Other	8	0	68	0	0	68
	7. Other Procurement Methods	0	0	0	0	0	0
	8. TOTAL NEW AWARDS AND MODIFICATIONS	1,929	1,006	1,077	0	38	2,137
COMPETITION	9. Competed	448	483	549	0	10	1,042
	10. Not Competed	32	0	0	0	0	0
	11. Not Available for Competition	1,449	523	528	0	28	1,079
MODIFICATIONS	12. TOTAL MODIFICATIONS (Excluding Line 3)	539					539

PART II - SELECTED SOCIOECONOMIC STATISTICS (Includes both new awards and modifications)					
TYPE OF CONTRACTOR			PREFERENCE PROGRAMS		
CATEGORY	Number of Actions (a)	Total net Dollars (b)	CATEGORY	Number of Actions (a)	Total net Dollars (b)
Small Business	1,014	1,006	Small Business Set-Aside	0	0
Small Disadvantaged Business	0	0	Small Disadvantaged Business Set-Aside	0	0
Women-Owned Small Business	172	97	8(a) Contract Award	0	0
JWOD Nonprofit Agency	14	14			
HBCU/MI	0	0			

**Federal Election Commission
Actions Reported Individually on SF279
Fiscal Year 1998 Through Fourth Quarter**

	Actions	Dollars (000)
TOTAL	15	881
CICA APPLICABILITY		
Pre-CICA	0	0
CICA Awards	15	881
Simplified Acquisitions	0	0
Subject to Statute other than CICA	0	0
KIND OF CONTRACT ACTION		
Initial Letter Contract	1	45
Def. Contract Superseding Letter	0	0
New Definitive Contract	1	172
Simplified Acquisitions	0	0
Order Under Single Award Indefinite Delivery Contract	5	225
Order Under BOA	0	0
Order /Mod Under GSA Schedule	8	439
Order/Mod Under Other Federal Schedule	0	0
Modifications	0	0
Order Under Multiple Awards Contract	0	0
Terminations	0	0
SYNOPSIS OF PROCUREMENT PRIOR TO AWARD		
Synopsized Prior to Award	15	881
Not Synopsized Due to Urgency	0	0
Not Synopsized for Other Reason	0	0

FEDERAL PROCUREMENT DATA SYSTEM
Federal Election Commission
Actions Reported Individually on SF279
Fiscal Year 1998 Through Fourth Quarter

	Actions	Dollars (000)
SOLICITATION PROCEDURE		
Full and Open Competition - Sealed Bid	0	0
Full and Open Competition - Comp Proposal	7	442
Full and Open Competition - Combination	0	0
Architect Engineer	0	0
Basic Research	0	0
Multiple Award Schedule	8	439
Alternate Source/Reduced Cost	0	0
Alternate Source/Mobilization	0	0
Alternate Source/Eng R & D	0	0
Set-aside	0	0
Other than Full and Open Competition	0	0
FULL AND OPEN COMPETITION WITH ONLY ONE BIDDER/OFFERER	8	270
AUTHORITY FOR OTHER THAN FULL AND OPEN COMPETITION		
Only One Source	0	0
- Follow-on Contract	0	0
- Utilities (Regulated & Telecommunications)	0	0
Unusual & Compelling Urgency	0	0
Mobilization/Essential R&D	0	0
International Agreement	0	0
Authorized by Statute	0	0
Authorized Resale	0	0
National Security	0	0
Public Interest	0	0
EXTENT COMPETED		
Competed	15	881
Not Available for Competition	0	0
Follow-on to Competed Action	0	0
Not Competed	0	0
TYPE OF CONTRACT		
Fixed Price	15	881
Cost Reimbursement	0	0
Time and Material	0	0
Labor Hour	0	0
TYPE OF CONTRACTOR		
Small Disadvantaged Business	0	0
Other Small Business	4	315
Large Business	11	566
JWOD Nonprofit Agency	0	0
Educational, Nonprofit & HBCUMI	0	0
State & Local Government	0	0
Foreign Contractor	0	0
Domestic Contractor Performing Outside US	0	0
WOMAN-OWNED BUSINESS		
Small	0	0
Other	0	0
PREFERENCE PROGRAMS		
Directed JWOD	0	0
8 (a) Program	0	0
Small Disadvantaged Bus Set-Aside	0	0
Small Business Set-aside	0	0
Buy Indian/Self Determination Act	0	0
No Preference Program or Not Listed	15	881
COMMERCIAL ITEM ACQUISITION	7	335
SUBJECT TO LABOR STATUTES		
Walsh Healy Act	1	104
Service Contract Act	0	0
Davis Bacon Act	0	0
Not Subject to Above Acts	14	777
PRODUCT OR SERVICE		
Supplies & Equipment	1	99
ADP Equipment, Purchase and Lease	6	236
Research & Development	0	0
Construction	0	0
Architect & Engineering	0	0
Real Property, Purchase & Lease, or Maintenance	0	0
ADP Services (includes Installation & Maintenance)	7	374
Other Services	1	172

**FEDERAL PROCUREMENT DATA SYSTEM
Federal Emergency Management Agency
Actions Reported in Summary on SF281
Fiscal Year 1998 Through Fourth Quarter**

PART I - PRIME CONTRACTS							
NEW AWARDS AND MODIFICATIONS	PROCUREMENT METHODS	Number of Actions (a)	NET DOLLAR AMOUNTS (000)				Total Dollars (f)
			Small Business Concerns (b)	Large Business Concerns (c)	Domestic Outside U.S./ Foreign (d)	Other Entities (e)	
	1. Tariff or Regulated Acquisitions	5					33
	2. Contracts for Foreign Government or International Organization	2					4
	3. Simplified Acquisitions	636	2,372	317	0	168	2,857
	4. Delivery Orders - GSA Schedules Only	108	335	569	0	16	920
	5. Delivery Orders- Other Federal Schedules	14	75	35	0	0	110
	6. Delivery Orders - All Other	2	18	16	0	0	34
	7. Other Procurement Methods	46	222	72	0	0	294
	8. TOTAL NEW AWARDS AND MODIFICATIONS	813	3,022	1,009	0	184	4,252
COMPETITION	9. Competed	609	2,099	579	0	16	2,694
	10. Not Competed	113	524	188	0	114	826
	11. Not Available for Competition	91	399	242	0	54	695
MODIFICATIONS	12. TOTAL MODIFICATIONS (Excluding Line 3)	145					361

PART II - SELECTED SOCIOECONOMIC STATISTICS (Includes both new awards and modifications)					
TYPE OF CONTRACTOR			PREFERENCE PROGRAMS		
CATEGORY	Number of Actions (a)	Total net Dollars (b)	CATEGORY	Number of Actions (a)	Total net Dollars (b)
Small Business	655	3,022	Small Business Set-Aside	632	2,752
Small Disadvantaged Business	31	304	Small Disadvantaged Business Set-Aside	1	9
Women-Owned Small Business	39	161	8(a) Contract Award	12	140
JWOD Nonprofit Agency	2	36			
HBCU/MI	0	0			

**Federal Emergency Management Agency
Actions Reported Individually on SF279
Fiscal Year 1998 Through Fourth Quarter**

	Actions	Dollars (000)
TOTAL	1,168	219,525
CICA APPLICABILITY		
Pre-CICA	0	0
CICA Awards	1,079	212,854
Simplified Acquisitions	73	5,709
Subject to Statute other than CICA	14	784
KIND OF CONTRACT ACTION		
Initial Letter Contract	0	0
Def. Contract Superseding Letter	6	1,578
New Definitive Contract	15	11,577
Simplified Acquisitions	67	5,865
Order Under Single Award Indefinite Delivery Contract	410	63,590
Order Under BOA	0	0
Order /Mod Under GSA Schedule	124	14,350
Order/Mod Under Other Federal Schedule	0	0
Modifications	542	121,918
Order Under Multiple Awards Contract	4	647
Terminations	0	0
SYNOPSIS OF PROCUREMENT PRIOR TO AWARD		
Synopsized Prior to Award	909	161,209
Not Synopsized Due to Urgency	35	11,977
Not Synopsized for Other Reason	223	46,261

FEDERAL PROCUREMENT DATA SYSTEM
Federal Emergency Management Agency
Actions Reported Individually on SF279
Fiscal Year 1998 Through Fourth Quarter

SOLICITATION PROCEDURE	Actions	Dollars (000)
Full and Open Competition - Sealed Bid	27	2,417
Full and Open Competition - Comp Proposal	252	70,673
Full and Open Competition - Combination	0	0
Architect Engineer	438	67,966
Basic Research	0	0
Multiple Award Schedule	118	14,754
Alternate Source/Reduced Cost	1	7
Alternate Source/Mobilization	0	0
Alternate Source/Eng R & D	0	0
Set-aside	58	6,641
Other than Full and Open Competition	186	50,496
FULL AND OPEN COMPETITION WITH ONLY ONE BIDDER/OFFERER	8	8,442
AUTHORITY FOR OTHER THAN FULL AND OPEN COMPETITION		
Only One Source	30	2,079
- Follow-on Contract	0	0
- Utilities (Regulated & Telecommunications)	17	633
Unusual & Compelling Urgency	18	11,027
Mobilization/Essential R&D	0	0
International Agreement	5	1,671
Authorized by Statute	96	14,177
Authorized Resale	0	0
National Security	37	21,542
Public Interest	0	0
EXTENT COMPETED		
Competed	943	172,611
Not Available for Competition	136	15,444
Follow-on to Competed Action	4	181
Not Competed	84	31,211
TYPE OF CONTRACT		
Fixed Price	478	78,161
Cost Reimbursement	241	88,617
Time and Material	419	48,036
Labor Hour	29	4,633
TYPE OF CONTRACTOR		
Small Disadvantaged Business	152	20,875
Other Small Business	165	20,383
Large Business	828	172,924
JWOD Nonprofit Agency	1	74
Educational, Nonprofit & HBCU/MI	16	4,211
State & Local Government	5	980
Foreign Contractor	0	0
Domestic Contractor Performing Outside US	0	0
WOMAN-OWNED BUSINESS		
Small	68	11,299
Other	0	0
PREFERENCE PROGRAMS		
Directed JWOD	1	74
8 (a) Program	108	14,977
Small Disadvantaged Bus Set-Aside	2	274
Small Business Set-aside	129	13,339
Buy Indian/Self Determination Act	0	0
No Preference Program or Not Listed	927	190,783
COMMERCIAL ITEM ACQUISITION		
	87	15,645
SUBJECT TO LABOR STATUES		
Walsh Healy Act	87	11,020
Service Contract Act	104	36,258
Davis Bacon Act	18	475
Not Subject to Above Acts	958	171,694
PRODUCT OR SERVICE		
Supplies & Equipment	53	12,323
ADP Equipment, Purchase and Lease	57	5,710
Research & Development	0	0
Construction	22	676
Architect & Engineering	317	32,835
Real Property, Purchase & Lease, or Maintenance	2	664
ADP Services (includes Installation & Maintenance)	158	26,371
Other Services	559	140,746

FEDERAL PROCUREMENT DATA SYSTEM
Federal Energy Regulatory Commission
Actions Reported in Summary on SF281
Fiscal Year 1998 Through Fourth Quarter

PART I - PRIME CONTRACTS							
	PROCUREMENT METHODS	Number of Actions (a)	NET DOLLAR AMOUNTS (000)				Total Dollars (f)
			Small Business Concerns (b)	Large Business Concerns (c)	Domestic Outside U.S./ Foreign (d)	Other Entities (e)	
NEW AWARDS AND MODIFICATIONS	1. Tariff or Regulated Acquisitions	5					29
	2. Contracts for Foreign Government or International Organization	0					0
	3. Simplified Acquisitions	92	228	199	0	0	427
	4. Delivery Orders - GSA Schedules Only	14	34	124	0	0	158
	5. Delivery Orders - Other Federal Schedules	0	0	0	0	0	0
	6. Delivery Orders - All Other	2	32	0	0	0	32
	7. Other Procurement Methods	0	0	0	0	0	0
	8. TOTAL NEW AWARDS AND MODIFICATIONS	113	294	323	0	0	646
COMPETITION	9. Competed	26	104	133	0	0	237
	10. Not Competed	81	177	187	0	0	364
	11. Not Available for Competition	6	13	3	0	0	16
MODIFICATIONS	12. TOTAL MODIFICATIONS (Excluding Line 3)	6					6

PART II - SELECTED SOCIOECONOMIC STATISTICS (Includes both new awards and modifications)					
TYPE OF CONTRACTOR			PREFERENCE PROGRAMS		
CATEGORY	Number of Actions (a)	Total net Dollars (b)	CATEGORY	Number of Actions (a)	Total net Dollars (b)
Small Business	101	294	Small Business Set-Aside	14	61
Small Disadvantaged Business	0	0	Small Disadvantaged Business Set-Aside	1	11
Women-Owned Small Business	0	0	8(a) Contract Award	0	0
JWOD Nonprofit Agency	0	0			
HBCU/MI	0	0			

Federal Energy Regulatory Commission
Actions Reported Individually on SF279
Fiscal Year 1998 Through Fourth Quarter

	Actions	Dollars (000)
TOTAL	152	21,121
CICA APPLICABILITY		
Pre-CICA		
CICA Awards	2	597
Simplified Acquisitions	134	19,870
Subject to Statute other than CICA	11	425
	5	229
KIND OF CONTRACT ACTION		
Initial Letter Contract	0	0
Def. Contract Superseding Letter	1	77
New Definitive Contract	1	347
Simplified Acquisitions	11	425
Order Under Single Award Indefinite Delivery Contract	54	2,268
Order Under BOA	7	1,821
Order /Mod Under GSA Schedule	31	4,975
Order/Mod Under Other Federal Schedule	0	0
Modifications	42	10,405
Order Under Multiple Awards Contract	5	803
Terminations	0	0
SYNOPSIS OF PROCUREMENT PRIOR TO AWARD		
Synopsized Prior to Award	119	12,557
Not Synopsized Due to Urgency	0	0
Not Synopsized for Other Reason	33	8,564

FEDERAL PROCUREMENT DATA SYSTEM
Federal Energy Regulatory Commission
 Actions Reported Individually on SF279
 Fiscal Year 1998 Through Fourth Quarter

	Actions	Dollars (000)
SOLICITATION PROCEDURE		
Full and Open Competition - Sealed Bid	2	-14
Full and Open Competition - Comp Proposal	69	10,714
Full and Open Competition - Combination	0	0
Architect Engineer	0	0
Basic Research	0	0
Multiple Award Schedule	41	6,050
Alternate Source/Reduced Cost	0	0
Alternate Source/Mobilization	0	0
Alternate Source/Eng R & D	0	0
Set-aside	10	958
Other than Full and Open Competition	12	2,162
FULL AND OPEN COMPETITION WITH ONLY ONE BIDDER/OFFERER	4	29
AUTHORITY FOR OTHER THAN FULL AND OPEN COMPETITION		
Only One Source	8	1,524
- Follow-on Contract	0	0
- Utilities (Regulated & Telecommunications)	0	0
Unusual & Compelling Urgency	0	0
Mobilization/Essential R&D	0	0
International Agreement	0	0
Authorized by Statute	4	638
Authorized Resale	0	0
National Security	0	0
Public Interest	0	0
EXTENT COMPETED		
Competed	129	18,683
Not Available for Competition	7	1,207
Follow-on to Competed Action	0	0
Not Competed	16	1,231
TYPE OF CONTRACT		
Fixed Price	79	9,414
Cost Reimbursement	9	8,424
Time and Material	2	150
Labor Hour	62	3,133
TYPE OF CONTRACTOR		
Small Disadvantaged Business	17	6,444
Other Small Business	17	1,866
Large Business	115	12,092
JWOD Nonprofit Agency	0	0
Educational, Nonprofit & HBCU/MI	1	25
State & Local Government	2	694
Foreign Contractor	0	0
Domestic Contractor Performing Outside US	0	0
WOMAN-OWNED BUSINESS		
Small	6	901
Other	0	0
PREFERENCE PROGRAMS		
Directed JWOD	0	0
8 (e) Program	9	709
Small Disadvantaged Bus Set-Aside	0	0
Small Business Set-aside	1	857
Buy Indian/Self Determination Act	0	0
No Preference Program or Not Listed	142	19,555
COMMERCIAL ITEM ACQUISITION		
	18	4,095
SUBJECT TO LABOR STATUTES		
Walsh Healy Act	16	1,009
Service Contract Act	10	6,546
Davis Bacon Act	0	0
Not Subject to Above Acts	126	13,566
PRODUCT OR SERVICE		
Supplies & Equipment	8	861
ADP Equipment, Purchase and Lease	35	2,856
Research & Development	2	60
Construction	0	0
Architect & Engineering	2	1,107
Real Property, Purchase & Lease, or Maintenance	2	558
ADP Services (includes Installation & Maintenance)	16	5,076
Other Services	87	10,603

**FEDERAL PROCUREMENT DATA SYSTEM
Federal Labor Relations Authority
Actions Reported in Summary on SF281
Fiscal Year 1998 Through Fourth Quarter**

PART I - PRIME CONTRACTS							
	PROCUREMENT METHODS	Number of Actions (a)	NET DOLLAR AMOUNTS (000)				Total Dollars (f)
			Small Business Concerns (b)	Large Business Concerns (c)	Domestic Outside U.S./ Foreign (d)	Other Entities (e)	
NEW AWARDS AND MODIFICATIONS	1. Tariff or Regulated Acquisitions	0					0
	2. Contracts for Foreign Government or International Organization	1					3
	3. Simplified Acquisitions	1	0	1	0	0	1
	4. Delivery Orders - GSA Schedules Only	21	129	22	0	1	152
	5. Delivery Orders- Other Federal Schedules	0	0	0	0	0	0
	6. Delivery Orders - All Other	68	158	52	0	1	209
	7. Other Procurement Methods	2	20	0	0	0	20
	8. TOTAL NEW AWARDS AND MODIFICATIONS	93	305	75	0	2	385
COMPETITION	9. Competed	3	25	3	0	0	28
	10. Not Competed	16	124	7	0	0	131
	11. Not Available for Competition	74	156	65	0	2	223
MODIFICATIONS	12. TOTAL MODIFICATIONS (Excluding Line 3)	17					106

PART II - SELECTED SOCIOECONOMIC STATISTICS (Includes both new awards and modifications)					
TYPE OF CONTRACTOR			PREFERENCE PROGRAMS		
CATEGORY	Number of Actions (a)	Total net Dollars (b)	CATEGORY	Number of Actions (a)	Total net Dollars (b)
Small Business	65	305	Small Business Set-Aside	0	0
Small Disadvantaged Business	2	10	Small Disadvantaged Business Set-Aside	0	0
Women-Owned Small Business	4	22	8(a) Contract Award	0	0
JWOD Nonprofit Agency	0	0			
HBCU/MI	0	0			

**Federal Labor Relations Authority
Actions Reported Individually on SF279
Fiscal Year 1998 Through Fourth Quarter**

	Actions	Dollars (000)
TOTAL	5	503
CICA APPLICABILITY		
Pre-CICA	0	0
CICA Awards	4	395
Simplified Acquisitions	1	108
Subject to Statute other than CICA	0	0
KIND OF CONTRACT ACTION		
Initial Letter Contract	0	0
Def. Contract Superseding Letter	0	0
New Definitive Contract	0	0
Simplified Acquisitions	1	108
Order Under Single Award Indefinite Delivery Contract	0	0
Order Under BOA	0	0
Order /Mod Under GSA Schedule	4	395
Order/Mod Under Other Federal Schedule	0	0
Modifications	0	0
Order Under Multiple Awards Contract	0	0
Terminations	0	0
SYNOPSIS OF PROCUREMENT PRIOR TO AWARD		
Synopsized Prior to Award	4	395
Not Synopsized Due to Urgency	0	0
Not Synopsized for Other Reason	1	108

FEDERAL PROCUREMENT DATA SYSTEM
Federal Labor Relations Authority
Actions Reported Individually on SF279
Fiscal Year 1998 Through Fourth Quarter

	Actions	Dollars (000)
SOLICITATION PROCEDURE		
Full and Open Competition - Sealed Bid	0	0
Full and Open Competition - Comp Proposal	0	0
Full and Open Competition - Combination	0	0
Architect Engineer	0	0
Basic Research	0	0
Multiple Award Schedule	4	395
Alternate Source/Reduced Cost	0	0
Alternate Source/Mobilization	0	0
Alternate Source/Eng R & D	0	0
Set-aside	0	0
Other than Full and Open Competition	0	0
FULL AND OPEN COMPETITION WITH ONLY ONE BIDDER/OFFERER	0	0
AUTHORITY FOR OTHER THAN FULL AND OPEN COMPETITION		
Only One Source	0	0
- Follow-on Contract	0	0
- Utilities (Regulated & Telecommunications)	0	0
Unusual & Compelling Urgency	0	0
Mobilization/Essential R&D	0	0
International Agreement	0	0
Authorized by Statute	0	0
Authorized Resale	0	0
National Security	0	0
Public Interest	0	0
EXTENT COMPETED		
Competed	4	395
Not Available for Competition	1	108
Follow-on to Competed Action	0	0
Not Competed	0	0
TYPE OF CONTRACT		
Fixed Price	5	503
Cost Reimbursement	0	0
Time and Material	0	0
Labor Hour	0	0
TYPE OF CONTRACTOR		
Small Disadvantaged Business	1	108
Other Small Business	1	142
Large Business	3	253
JWOD Nonprofit Agency	0	0
Educational, Nonprofit & HBCU/MI	0	0
State & Local Government	0	0
Foreign Contractor	0	0
Domestic Contractor Performing Outside US	0	0
WOMAN-OWNED BUSINESS		
Small	0	0
Other	0	0
PREFERENCE PROGRAMS		
Directed JWOD	0	0
8 (a) Program	0	0
Small Disadvantaged Bus Set-Aside	0	0
Small Business Set-aside	0	0
Buy Indian/Self Determination Act	0	0
No Preference Program or Not Listed	5	503
COMMERCIAL ITEM ACQUISITION		
	1	142
SUBJECT TO LABOR STATUTES		
Walsh Healy Act	3	253
Service Contract Act	1	108
Davis Bacon Act	0	0
Not Subject to Above Acts	1	142
PRODUCT OR SERVICE		
Supplies & Equipment	0	0
ADP Equipment, Purchase and Lease	2	226
Research & Development	0	0
Construction	0	0
Architect & Engineering	1	27
Real Property, Purchase & Lease, or Maintenance	0	0
ADP Services (includes Installation & Maintenance)	1	142
Other Services	1	108

**FEDERAL PROCUREMENT DATA SYSTEM
Federal Maritime Commission
Actions Reported in Summary on SF281
Fiscal Year 1998 Through Fourth Quarter**

PART I - PRIME CONTRACTS							
	PROCUREMENT METHODS	Number of Actions (a)	NET DOLLAR AMOUNTS (000)				Total Dollars (f)
			Small Business Concerns (b)	Large Business Concerns (c)	Domestic Outside U.S./ Foreign (d)	Other Entities (e)	
NEW AWARDS AND MODIFICATIONS	1. Tariff or Regulated Acquisitions	0					0
	2. Contracts for Foreign Government or International Organization	0					0
	3. Simplified Acquisitions	119	235	18	0	0	251
	4. Delivery Orders - GSA Schedules Only	9	50	35	0	0	85
	5. Delivery Orders- Other Federal Schedules	0	0	0	0	0	0
	6. Delivery Orders - All Other	0	0	0	0	0	0
	7. Other Procurement Methods	0	0	0	0	0	0
	8. TOTAL NEW AWARDS AND MODIFICATIONS	128	285	51	0	0	336
COMPETITION	9. Competed	47	163	39	0	0	202
	10. Not Competed	41	10	4	0	0	14
	11. Not Available for Competition	40	112	8	0	0	120
MODIFICATIONS	12. TOTAL MODIFICATIONS (Excluding Line 3)	0					0

PART II - SELECTED SOCIOECONOMIC STATISTICS (Includes both new awards and modifications)					
CATEGORY	TYPE OF CONTRACTOR		CATEGORY	PREFERENCE PROGRAMS	
	Number of Actions (a)	Total net Dollars (b)		Number of Actions (a)	Total net Dollars (b)
Small Business	90	285	Small Business Set-Aside	28	35
Small Disadvantaged Business	7	10	Small Disadvantaged Business Set-Aside	0	0
Women-Owned Small Business	2	3	8(a) Contract Award	0	0
JWOD Nonprofit Agency	0	0			
HBCU/MI	0	0			

**Federal Maritime Commission
Actions Reported Individually on SF279
Fiscal Year 1998 Through Fourth Quarter**

	Actions	Dollars (000)
TOTAL	0	0
CICA APPLICABILITY		
Pre-CICA	0	0
CICA Awards	0	0
Simplified Acquisitions	0	0
Subject to Statute other than CICA	0	0
KIND OF CONTRACT ACTION		
Initial Letter Contract	0	0
Def. Contract Superseding Letter	0	0
New Definitive Contract	0	0
Simplified Acquisitions	0	0
Order Under Single Award Indefinite Delivery Contract	0	0
Order Under BOA	0	0
Order /Mod Under GSA Schedule	0	0
Order/Mod Under Other Federal Schedule	0	0
Modifications	0	0
Order Under Multiple Awards Contract	0	0
Terminations	0	0
SYNOPSIS OF PROCUREMENT PRIOR TO AWARD		
Synopsized Prior to Award	0	0
Not Synopsized Due to Urgency	0	0
Not Synopsized for Other Reason	0	0

FEDERAL PROCUREMENT DATA SYSTEM
Federal Maritime Commission
Actions Reported Individually on SF279
Fiscal Year 1998 Through Fourth Quarter

	Actions	Dollars (000)
SOLICITATION PROCEDURE		
Full and Open Competition - Sealed Bid	0	0
Full and Open Competition - Comp Proposal	0	0
Full and Open Competition - Combination	0	0
Architect Engineer	0	0
Basic Research	0	0
Multiple Award Schedule	0	0
Alternate Source/Reduced Cost	0	0
Alternate Source/Mobilization	0	0
Alternate Source/Eng R & D	0	0
Set-aside	0	0
Other than Full and Open Competition	0	0
FULL AND OPEN COMPETITION WITH ONLY ONE BIDDER/OFFERER	0	0
AUTHORITY FOR OTHER THAN FULL AND OPEN COMPETITION		
Only One Source	0	0
- Follow-on Contract	0	0
- Utilities (Regulated & Telecommunications)	0	0
Unusual & Compelling Urgency	0	0
Mobilization/Essential R&D	0	0
International Agreement	0	0
Authorized by Statute	0	0
Authorized Resale	0	0
National Security	0	0
Public Interest	0	0
EXTENT COMPETED		
Competed	0	0
Not Available for Competition	0	0
Follow-on to Competed Action	0	0
Not Competed	0	0
TYPE OF CONTRACT		
Fixed Price	0	0
Cost Reimbursement	0	0
Time and Material	0	0
Labor Hour	0	0
TYPE OF CONTRACTOR		
Small Disadvantaged Business	0	0
Other Small Business	0	0
Large Business	0	0
JWOD Nonprofit Agency	0	0
Educational, Nonprofit & HBCU/MI	0	0
State & Local Government	0	0
Foreign Contractor	0	0
Domestic Contractor Performing Outside US	0	0
WOMAN OWNED BUSINESS		
Small	0	0
Other	0	0
PREFERENCE PROGRAMS		
Directed JWOD	0	0
8 (a) Program	0	0
Small Disadvantaged Bus Set-Aside	0	0
Small Business Set-aside	0	0
Buy Indian/Self Determination Act	0	0
No Preference Program or Not Listed	0	0
COMMERCIAL ITEM ACQUISITION	0	0
SUBJECT TO LABOR STATUES		
Walsh Healy Act	0	0
Service Contract Act	0	0
Davis Bacon Act	0	0
Not Subject to Above Acts	0	0
PRODUCT OR SERVICE		
Supplies & Equipment	0	0
ADP Equipment, Purchase and Lease	0	0
Research & Development	0	0
Construction	0	0
Architect & Engineering	0	0
Real Property, Purchase & Lease, or Maintenance	0	0
ADP Services (includes Installation & Maintenance)	0	0
Other Services	0	0

FEDERAL PROCUREMENT DATA SYSTEM
Federal Mediation and Conciliation Service
Actions Reported in Summary on SF281
Fiscal Year 1998 Through Fourth Quarter

PART I - PRIME CONTRACTS							
	PROCUREMENT METHODS	Number of Actions (a)	NET DOLLAR AMOUNTS (000)				Total Dollars (f)
			Small Business Concerns (b)	Large Business Concerns (c)	Domestic Outside U.S./ Foreign (d)	Other Entities (e)	
NEW AWARDS AND MODIFICATIONS	1. Tariff or Regulated Acquisitions	0					0
	2. Contracts for Foreign Government or International Organization	0					0
	3. Simplified Acquisitions	528	485	1,005	0	0	1,490
	4. Delivery Orders - GSA Schedules Only	60	79	339	0	0	418
	5. Delivery Orders - Other Federal Schedules	13	0	25	0	0	25
	6. Delivery Orders - All Other	456	406	662	0	0	1,068
	7. Other Procurement Methods	4	46	0	0	0	46
	8. TOTAL NEW AWARDS AND MODIFICATIONS	1,061	1,016	2,031	0	0	3,047
COMPETITION	9. Competed	214	346	861	0	0	1,207
	10. Not Competed	632	506	815	0	0	1,321
	11. Not Available for Competition	215	164	355	0	0	519
MODIFICATIONS	12. TOTAL MODIFICATIONS (Excluding Line 3)	668					2,057

PART II - SELECTED SOCIOECONOMIC STATISTICS (Includes both new awards and modifications)					
TYPE OF CONTRACTOR			PREFERENCE PROGRAMS		
CATEGORY	Number of Actions (a)	Total net Dollars (b)	CATEGORY	Number of Actions (a)	Total net Dollars (b)
Small Business	835	1,016	Small Business Set-Aside	0	0
Small Disadvantaged Business	0	0	Small Disadvantaged Business Set-Aside	0	0
Women-Owned Small Business	0	0	8(a) Contract Award	0	0
JWOD Nonprofit Agency	0	0			
HBCU/MI	0	0			

Federal Mediation and Conciliation Service
Actions Reported Individually on SF279
Fiscal Year 1998 Through Fourth Quarter

	Actions	Dollars (000)
TOTAL	0	0
CICA APPLICABILITY		
Pre-CICA	0	0
CICA Awards	0	0
Simplified Acquisitions	0	0
Subject to Statute other than CICA	0	0
KIND OF CONTRACT ACTION		
Initial Letter Contract	0	0
Def. Contract Superseding Letter	0	0
New Definitive Contract	0	0
Simplified Acquisitions	0	0
Order Under Single Award Indefinite Delivery Contract	0	0
Order Under BOA	0	0
Order /Mod Under GSA Schedule	0	0
Order/Mod Under Other Federal Schedule	0	0
Modifications	0	0
Order Under Multiple Awards Contract	0	0
Terminations	0	0
SYNOPSIS OF PROCUREMENT PRIOR TO AWARD		
Synopsized Prior to Award	0	0
Not Synopsized Due to Urgency	0	0
Not Synopsized for Other Reason	0	0

FEDERAL PROCUREMENT DATA SYSTEM
Federal Mediation and Conciliation Service
Actions Reported Individually on SF279
Fiscal Year 1998 Through Fourth Quarter

SOLICITATION PROCEDURE	Actions	Dollars (000)
Full and Open Competition - Sealed Bid	0	0
Full and Open Competition - Comp Proposal	0	0
Full and Open Competition - Combination	0	0
Architect Engineer	0	0
Basic Research	0	0
Multiple Award Schedule	0	0
Alternate Source/Reduced Cost	0	0
Alternate Source/Mobilization	0	0
Alternate Source/Eng R & D	0	0
Set-aside	0	0
Other than Full and Open Competition	0	0
FULL AND OPEN COMPETITION WITH ONLY ONE BIDDER/OFFERER	0	0
AUTHORITY FOR OTHER THAN FULL AND OPEN COMPETITION		
Only One Source	0	0
- Follow-on Contract	0	0
- Utilities (Regulated & Telecommunications)	0	0
Unusual & Compelling Urgency	0	0
Mobilization/Essential R&D	0	0
International Agreement	0	0
Authorized by Statute	0	0
Authorized Resale	0	0
National Security	0	0
Public Interest	0	0
EXTENT COMPETED		
Competed	0	0
Not Available for Competition	0	0
Follow-on to Competed Action	0	0
Not Competed	0	0
TYPE OF CONTRACT		
Fixed Price	0	0
Cost Reimbursement	0	0
Time and Material	0	0
Labor Hour	0	0
TYPE OF CONTRACTOR		
Small Disadvantaged Business	0	0
Other Small Business	0	0
Large Business	0	0
JWOD Nonprofit Agency	0	0
Educational, Nonprofit & HBCU/MI	0	0
State & Local Government	0	0
Foreign Contractor	0	0
Domestic Contractor Performing Outside US	0	0
WOMAN OWNED BUSINESS		
Small	0	0
Other	0	0
PREFERENCE PROGRAMS		
Directed JWOD	0	0
8 (a) Program	0	0
Small Disadvantaged Bus Set-Aside	0	0
Small Business Set-aside	0	0
Buy Indian/Self Determination Act	0	0
No Preference Program or Not Listed	0	0
COMMERCIAL ITEM ACQUISITION	0	0
SUBJECT TO LABOR STATUTES		
Walsh Healy Act	0	0
Service Contract Act	0	0
Davis Bacon Act	0	0
Not Subject to Above Acts	0	0
PRODUCT OR SERVICE		
Supplies & Equipment	0	0
ADP Equipment, Purchase and Lease	0	0
Research & Development	0	0
Construction	0	0
Architect & Engineering	0	0
Real Property, Purchase & Lease, or Maintenance	0	0
ADP Services (includes Installation & Maintenance)	0	0
Other Services	0	0

FEDERAL PROCUREMENT DATA SYSTEM
Federal Mine Safety and Health Review Commission
Actions Reported in Summary on SF281
Fiscal Year 1998 Through Fourth Quarter

PART I - PRIME CONTRACTS							
	PROCUREMENT METHODS	Number of Actions (a)	NET DOLLAR AMOUNTS (000)				Total Dollars (f)
			Small Business Concerns (b)	Large Business Concerns (c)	Domestic Outside U.S./ Foreign (d)	Other Entities (e)	
NEW AWARDS AND MODIFICATIONS	1. Tariff or Regulated Acquisitions	0					0
	2. Contracts for Foreign Government or International Organization	0					0
	3. Simplified Acquisitions	87	41	0	0	0	41
	4. Delivery Orders - GSA Schedules Only	34	0	18	0	0	18
	5. Delivery Orders- Other Federal Schedules	0	0	0	0	0	0
	6. Delivery Orders - All Other	395	342	0	0	0	342
	7. Other Procurement Methods	0	0	0	0	0	0
	8. TOTAL NEW AWARDS AND MODIFICATIONS	526	383	18	0	0	401
COMPETITION	9. Competed	526	383	18	0	0	401
	10. Not Competed	0	0	0	0	0	0
	11. Not Available for Competition	0	0	0	0	0	0
MODIFICATIONS	12. TOTAL MODIFICATIONS (Excluding Line 3)	235					167

PART II - SELECTED SOCIOECONOMIC STATISTICS (Includes both new awards and modifications)					
TYPE OF CONTRACTOR			PREFERENCE PROGRAMS		
CATEGORY	Number of Actions (a)	Total net Dollars (b)	CATEGORY	Number of Actions (a)	Total net Dollars (b)
Small Business	492	383	Small Business Set-Aside	0	0
Small Disadvantaged Business	0	0	Small Disadvantaged Business Set-Aside	0	0
Women-Owned Small Business	0	0	8(a) Contract Award	0	0
JWOD Nonprofit Agency	0	0			
HBCU/MI	0	0			

Federal Mine Safety and Health Review Commission
Actions Reported Individually on SF279
Fiscal Year 1998 Through Fourth Quarter

	Actions	Dollars (000)
TOTAL	0	0
CICA APPLICABILITY		
Pre-CICA	0	0
CICA Awards	0	0
Simplified Acquisitions	0	0
Subject to Statute other than CICA	0	0
KIND OF CONTRACT ACTION		
Initial Letter Contract	0	0
Def. Contract Superseding Letter	0	0
New Definitive Contract	0	0
Simplified Acquisitions	0	0
Order Under Single Award Indefinite Delivery Contract	0	0
Order Under BOA	0	0
Order /Mod Under GSA Schedule	0	0
Order/Mod Under Other Federal Schedule	0	0
Modifications	0	0
Order Under Multiple Awards Contract	0	0
Terminations	0	0
SYNOPSIS OF PROCUREMENT PRIOR TO AWARD		
Synopsized Prior to Award	0	0
Not Synopsized Due to Urgency	0	0
Not Synopsized for Other Reason	0	0

FEDERAL PROCUREMENT DATA SYSTEM
Federal Mine Safety and Health Review Commission
Actions Reported Individually on SF279
Fiscal Year 1998 Through Fourth Quarter

SOLICITATION PROCEDURE	Actions	Dollars (000)
Full and Open Competition - Sealed Bid	0	0
Full and Open Competition - Comp Proposal	0	0
Full and Open Competition - Combination	0	0
Architect Engineer	0	0
Basic Research	0	0
Multiple Award Schedule	0	0
Alternate Source/Reduced Cost	0	0
Alternate Source/Mobilization	0	0
Alternate Source/Eng R & D	0	0
Set-aside	0	0
Other than Full and Open Competition	0	0
FULL AND OPEN COMPETITION WITH ONLY ONE BIDDER/OFFERER	0	0
AUTHORITY FOR OTHER THAN FULL AND OPEN COMPETITION		
Only One Source	0	0
- Follow-on Contract	0	0
- Utilities (Regulated & Telecommunications)	0	0
Unusual & Compelling Urgency	0	0
Mobilization/Essential R&D	0	0
International Agreement	0	0
Authorized by Statute	0	0
Authorized Resale	0	0
National Security	0	0
Public Interest	0	0
EXTENT COMPETED		
Competed	0	0
Not Available for Competition	0	0
Follow-on to Competed Action	0	0
Not Competed	0	0
TYPE OF CONTRACT		
Fixed Price	0	0
Cost Reimbursement	0	0
Time and Material	0	0
Labor Hour	0	0
TYPE OF CONTRACTOR		
Small Disadvantaged Business	0	0
Other Small Business	0	0
Large Business	0	0
JWOD Nonprofit Agency	0	0
Educational, Nonprofit & HBCU/MI	0	0
State & Local Government	0	0
Foreign Contractor	0	0
Domestic Contractor Performing Outside US	0	0
WOMAN-OWNED BUSINESS		
Small	0	0
Other	0	0
PREFERENCE PROGRAMS		
Directed JWOD	0	0
8 (a) Program	0	0
Small Disadvantaged Bus Set-Aside	0	0
Small Business Set-aside	0	0
Buy Indian/Self Determination Act	0	0
No Preference Program or Not Listed	0	0
COMMERCIAL ITEM ACQUISITION	0	0
SUBJECT TO LABOR STATUTES		
Wash Healy Act	0	0
Service Contract Act	0	0
Davis Bacon Act	0	0
Not Subject to Above Acts	0	0
PRODUCT OR SERVICE		
Supplies & Equipment	0	0
ADP Equipment, Purchase and Lease	0	0
Research & Development	0	0
Construction	0	0
Architect & Engineering	0	0
Real Property, Purchase & Lease, or Maintenance	0	0
ADP Services (includes Installation & Maintenance)	0	0
Other Services	0	0

FEDERAL PROCUREMENT DATA SYSTEM
Federal Trade Commission
Actions Reported in Summary on SF281
Fiscal Year 1998 Through Fourth Quarter

PART I - PRIME CONTRACTS							
	PROCUREMENT METHODS	Number of Actions (a)	NET DOLLAR AMOUNTS (000)				Total Dollars (f)
			Small Business Concerns (b)	Large Business Concerns (c)	Domestic Outside U.S./ Foreign (d)	Other Entities (e)	
NEW AWARDS AND MODIFICATIONS	1. Tariff or Regulated Acquisitions	0					0
	2. Contracts for Foreign Government or International Organization	0					0
	3. Simplified Acquisitions	358	1,195	185	0	0	1,380
	4. Delivery Orders - GSA Schedules Only	103	342	352	0	0	694
	5. Delivery Orders- Other Federal Schedules	0	0	0	0	0	0
	6. Delivery Orders - All Other	254	63	195	0	2	260
	7. Other Procurement Methods	282	79	345	0	5	429
	8. TOTAL NEW AWARDS AND MODIFICATIONS	997	1,678	1,077	0	7	2,763
COMPETITION	9. Competed	230	1,005	338	0	0	1,343
	10. Not Competed	270	649	210	0	0	859
	11. Not Available for Competition	497	25	529	0	7	561
MODIFICATIONS	12. TOTAL MODIFICATIONS (Excluding Line 3)	3					-7

PART II - SELECTED SOCIOECONOMIC STATISTICS (Includes both new awards and modifications)					
TYPE OF CONTRACTOR			PREFERENCE PROGRAMS		
CATEGORY	Number of Actions (a)	Total net Dollars (b)	CATEGORY	Number of Actions (a)	Total net Dollars (b)
Small Business	378	1,679	Small Business Set-Aside	202	861
Small Disadvantaged Business	6	14	Small Disadvantaged Business Set-Aside	7	17
Women-Owned Small Business	32	87	8(a) Contract Award	1	10
JWOD Nonprofit Agency	1	0			
HBCU/MI	1	0			

Federal Trade Commission
Actions Reported Individually on SF279
Fiscal Year 1998 Through Fourth Quarter

	Actions	Dollars (000)
TOTAL	85	4,582
CICA APPLICABILITY		
Pre-CICA	0	0
CICA Awards	72	4,238
Simplified Acquisitions	12	318
Subject to Statute other than CICA	1	26
KIND OF CONTRACT ACTION		
Initial Letter Contract	1	37
Def. Contract Superseding Letter	0	0
New Definitive Contract	4	235
Simplified Acquisitions	8	285
Order Under Single Award Indefinite Delivery Contract	16	1,708
Order Under BOA	0	0
Order /Mod Under GSA Schedule	17	829
Order/Mod Under Other Federal Schedule	0	0
Modifications	32	1,170
Order Under Multiple Awards Contract	6	285
Terminations	1	33
SYNOPSIS OF PROCUREMENT PRIOR TO AWARD		
Synopsized Prior to Award	58	3,868
Not Synopsized Due to Urgency	0	0
Not Synopsized for Other Reason	27	714

FEDERAL PROCUREMENT DATA SYSTEM
Federal Trade Commission
Actions Reported Individually on SF279
Fiscal Year 1998 Through Fourth Quarter

	Actions	Dollars (000)
SOLICITATION PROCEDURE		
Full and Open Competition - Sealed Bid	0	0
Full and Open Competition - Comp Proposal	34	2,352
Full and Open Competition - Combination	0	0
Architect Engineer	0	0
Basic Research	0	0
Multiple Award Schedule	20	883
Alternate Source/Reduced Cost	0	0
Alternate Source/Mobilization	0	0
Alternate Source/Eng R & D	0	0
Set-aside	5	569
Other than Full and Open Competition	13	434
FULL AND OPEN COMPETITION WITH ONLY ONE BIDDER/OFFERER	4	218
AUTHORITY FOR OTHER THAN FULL AND OPEN COMPETITION		
Only One Source	3	85
- Follow-on Contract	0	0
- Utilities (Regulated & Telecommunications)	0	0
Unusual & Compelling Urgency	0	0
Mobilization/Essential R&D	7	315
International Agreement	0	0
Authorized by Statute	3	34
Authorized Resale	0	0
National Security	0	0
Public Interest	0	0
EXTENT COMPETED		
Competed	63	3,945
Not Available for Competition	4	74
Follow-on to Competed Action	0	0
Not Competed	18	563
TYPE OF CONTRACT		
Fixed Price	85	4,582
Cost Reimbursement	0	0
Time and Material	0	0
Labor Hour	0	0
TYPE OF CONTRACTOR		
Small Disadvantaged Business	5	92
Other Small Business	52	3,208
Large Business	28	1,282
JWOD Nonprofit Agency	0	0
Educational, Nonprofit & HBCU/MI	0	0
State & Local Government	0	0
Foreign Contractor	0	0
Domestic Contractor Performing Outside US	0	0
WOMAN-OWNED BUSINESS		
Small	6	594
Other	0	0
PREFERENCE PROGRAMS		
Directed JWOD	0	0
8 (a) Program	4	60
Small Disadvantaged Bus Set-Aside	0	0
Small Business Set-aside	10	655
Buy Indian/Self Determination Act	0	0
No Preference Program or Not Listed	71	3,867
COMMERCIAL ITEM ACQUISITION		
	7	224
SUBJECT TO LABOR STATUTES		
Walsh Healy Act	21	1,054
Service Contract Act	14	722
Davis Bacon Act	1	32
Not Subject to Above Acts	49	2,774
PRODUCT OR SERVICE		
Supplies & Equipment	13	478
ADP Equipment, Purchase and Lease	25	2,386
Research & Development	0	0
Construction	1	32
Architect & Engineering	0	0
Real Property, Purchase & Lease, or Maintenance	0	0
ADP Services (includes Installation & Maintenance)	13	330
Other Services	33	1,356

**FEDERAL PROCUREMENT DATA SYSTEM
General Services Administration
Actions Reported in Summary on SF281
Fiscal Year 1998 Through Fourth Quarter**

PART I - PRIME CONTRACTS							
	PROCUREMENT METHODS	Number of Actions (a)	NET DOLLAR AMOUNTS (000)				Total Dollars (f)
			Small Business Concerns (b)	Large Business Concerns (c)	Domestic Outside U.S./ Foreign (d)	Other Entities (e)	
NEW AWARDS AND MODIFICATIONS	1. Tariff or Regulated Acquisitions	1					0
	2. Contracts for Foreign Government or International Organization	77					141
	3. Simplified Acquisitions	326,622	110,001	24,355	185	1,126	135,667
	4. Delivery Orders - GSA Schedules Only	193,372	56,472	56,183	2,110	1,435	116,200
	5. Delivery Orders- Other Federal Schedules	202	1,728	166	0	4	1,898
	6. Delivery Orders - All Other	263,012	278,874	145,315	2,033	122,083	549,285
	7. Other Procurement Methods	30,404	8,323	4,210	4	3,015	15,552
	8. TOTAL NEW AWARDS AND MODIFICATIONS	813,690	456,398	230,229	4,332	127,643	818,743
COMPETITION	9. Competed	321,570	381,085	204,782	3,990	3,019	592,876
	10. Not Competed	152,033	25,080	15,326	50	948	41,404
	11. Not Available for Competition	340,087	50,233	10,121	292	123,676	184,322
MODIFICATIONS	12. TOTAL MODIFICATIONS (Excluding Line 3)	8,897					9,530

PART II - SELECTED SOCIOECONOMIC STATISTICS (includes both new awards and modifications)					
TYPE OF CONTRACTOR			PREFERENCE PROGRAMS		
CATEGORY	Number of Actions (a)	Total net Dollars (b)	CATEGORY	Number of Actions (a)	Total net Dollars (b)
Small Business	490,978	456,398	Small Business Set-Aside	16,220	19,337
Small Disadvantaged Business	24,539	41,477	Small Disadvantaged Business Set-Aside	135	420
Women-Owned Small Business	26,882	35,032	8(a) Contract Award	10,362	20,132
JWOD Nonprofit Agency	26,328	96,357			
HBCU/MI	5	7			

**General Services Administration
Actions Reported Individually on SF279
Fiscal Year 1998 Through Fourth Quarter**

	Actions	Dollars (000)
TOTAL	38,820	7,423,117
CICA APPLICABILITY		
Pre-CICA	0	0
CICA Awards	34,996	7,227,865
Simplified Acquisitions	2,924	54,373
Subject to Statute other than CICA	593	116,208
KIND OF CONTRACT ACTION		
Initial Letter Contract	57	11,744
Def. Contract Superseding Letter	31	14,528
New Definitive Contract	2,504	1,175,958
Simplified Acquisitions	2,829	54,103
Order Under Single Award Indefinite Delivery Contract	10,003	1,656,337
Order Under BOA	12,033	2,100,841
Order /Mod Under GSA Schedule	4,826	917,104
Order/Mod Under Other Federal Schedule	0	0
Modifications	6,111	1,412,770
Order Under Multiple Awards Contract	419	80,384
Terminations	7	-652
SYNOPSIS OF PROCUREMENT PRIOR TO AWARD		
Synopsized Prior to Award	17,759	4,114,733
Not Synopsized Due to Urgency	286	34,993
Not Synopsized for Other Reason	20,507	3,251,013

FEDERAL PROCUREMENT DATA SYSTEM
General Services Administration
Actions Reported Individually on SF279
Fiscal Year 1998 Through Fourth Quarter

	Actions	Dollars (000)
SOLICITATION PROCEDURE		
Full and Open Competition - Sealed Bid	3,127	318,434
Full and Open Competition - Comp Proposal	16,808	4,494,034
Full and Open Competition - Combination	407	48,808
Architect Engineer	896	53,456
Basic Research	0	0
Multiple Award Schedule	5,300	1,035,844
Alternate Source/Reduced Cost	11	1,854
Alternate Source/Mobilization	0	0
Alternate Source/Eng R & D	0	0
Set-aside	1,420	179,477
Other than Full and Open Competition	7,027	1,095,958
FULL AND OPEN COMPETITION WITH ONLY ONE BIDDER/OFFERER	10,724	1,778,558
AUTHORITY FOR OTHER THAN FULL AND OPEN COMPETITION		
Only One Source	3,041	501,152
- Follow-on Contract	1,075	302,438
- Utilities (Regulated & Telecommunications)	1,731	149,730
Unusual & Compelling Urgency	309	58,094
Mobilization/Essential R&D	2	725
International Agreement	0	0
Authorized by Statute	3,673	535,258
Authorized Resale	0	0
National Security	2	2,729
Public Interest	0	0
EXTENT COMPETED		
Competed	31,355	6,419,631
Not Available for Competition	5,131	850,231
Follow-on to Competed Action	380	54,295
Not Competed	1,686	276,582
TYPE OF CONTRACT		
Fixed Price	37,662	7,086,546
Cost Reimbursement	301	201,988
Time and Material	60	19,272
Labor Hour	529	82,933
TYPE OF CONTRACTOR		
Small Disadvantaged Business	4,980	801,524
Other Small Business	16,918	1,886,100
Large Business	15,002	4,485,634
JWOD Nonprofit Agency	1,315	123,112
Educational, Nonprofit & HBCU/MI	59	4,730
State & Local Government	142	66,921
Foreign Contractor	57	4,740
Domestic Contractor Performing Outside US	79	27,978
WOMAN OWNED BUSINESS		
Small	1,589	230,179
Other	38	8,683
PREFERENCE PROGRAMS		
Directed JWOD	1,303	114,097
8 (a) Program	2,253	397,456
Small Disadvantaged Bus Set-Aside	68	15,090
Small Business Set-aside	3,575	326,608
Buy Indian/Self Determination Act	8	1,058
No Preference Program or Not Listed	31,345	6,546,430
COMMERCIAL ITEM ACQUISITION	6,242	1,693,938
SUBJECT TO LABOR STATUTES		
Walsh Healy Act	7,325	1,404,648
Service Contract Act	4,507	1,398,508
Davis Bacon Act	6,177	1,117,388
Not Subject to Above Acts	20,543	3,480,195
PRODUCT OR SERVICE		
Supplies & Equipment	7,556	1,137,476
ADP Equipment, Purchase and Lease	4,118	779,328
Research & Development	0	0
Construction	5,827	923,541
Architect & Engineering	1,008	113,717
Real Property, Purchase & Lease, or Maintenance	12,038	2,098,182
ADP Services (includes Installation & Maintenance)	4,356	1,052,889
Other Services	3,917	1,317,974

**FEDERAL PROCUREMENT DATA SYSTEM
International Trade Commission
Actions Reported in Summary on SF281
Fiscal Year 1998 Through Fourth Quarter**

PART I - PRIME CONTRACTS							
	PROCUREMENT METHODS	Number of Actions (a)	NET DOLLAR AMOUNTS (000)				Total Dollars (f)
			Small Business Concerns (b)	Large Business Concerns (c)	Domestic Outside U.S./ Foreign (d)	Other Entities (e)	
NEW AWARDS AND MODIFICATIONS	1. Tariff or Regulated Acquisitions	0					0
	2. Contracts for Foreign Government or International Organization	2					20
	3. Simplified Acquisitions	288	905	213	56	0	1,174
	4. Delivery Orders - GSA Schedules Only	75	326	169	0	0	495
	5. Delivery Orders- Other Federal Schedules	1	14	0	0	0	14
	6. Delivery Orders - All Other	1	0	0	0	1	1
	7. Other Procurement Methods	7	-1	0	10	-10	-1
	8. TOTAL NEW AWARDS AND MODIFICATIONS	374	1,244	382	66	-8	1,703
COMPETITION	9. Competed	118	383	101	0	0	484
	10. Not Competed	157	454	194	14	11	673
	11. Not Available for Competition	99	407	87	52	-20	526
MODIFICATIONS	12. TOTAL MODIFICATIONS (Excluding Line 3)	23					25

PART II - SELECTED SOCIOECONOMIC STATISTICS (Includes both new awards and modifications)					
TYPE OF CONTRACTOR			PREFERENCE PROGRAMS		
CATEGORY	Number of Actions (a)	Total net Dollars (b)	CATEGORY	Number of Actions (a)	Total net Dollars (b)
Small Business	264	1,244	Small Business Set-Aside	140	733
Small Disadvantaged Business	15	86	Small Disadvantaged Business Set-Aside	3	53
Women-Owned Small Business	17	88	8(a) Contract Award	0	0
JWOD Nonprofit Agency	0	0			
HBCU/MI	5	-6			

**International Trade Commission
Actions Reported Individually on SF279
Fiscal Year 1998 Through Fourth Quarter**

	Actions	Dollars (000)
TOTAL	39	2,459
CICA APPLICABILITY		
Pre-CICA	0	0
CICA Awards	35	2,100
Simplified Acquisitions	4	359
Subject to Statute other than CICA	0	0
KIND OF CONTRACT ACTION		
Initial Letter Contract	0	0
Def. Contract Superseding Letter	0	0
New Definitive Contract	3	49
Simplified Acquisitions	2	321
Order Under Single Award Indefinite Delivery Contract	1	38
Order Under BOA	4	157
Order /Mod Under GSA Schedule	6	303
Order/Mod Under Other Federal Schedule	0	0
Modifications	22	1,228
Order Under Multiple Awards Contract	1	383
Terminations	0	0
SYNOPSIS OF PROCUREMENT PRIOR TO AWARD		
Synopsized Prior to Award	22	825
Not Synopsized Due to Urgency	1	38
Not Synopsized for Other Reason	16	1,596

FEDERAL PROCUREMENT DATA SYSTEM
International Trade Commission
Actions Reported Individually on SF279
Fiscal Year 1998 Through Fourth Quarter

	Actions	Dollars (DOO)
SOLICITATION PROCEDURE		
Full and Open Competition - Sealed Bid	4	20
Full and Open Competition - Comp Proposal	7	262
Full and Open Competition - Combination	0	0
Architect Engineer	0	0
Basic Research	0	0
Multiple Award Schedule	8	679
Alternate Source/Reduced Cost	0	0
Alternate Source/Mobilization	0	0
Alternate Source/Eng R & D	0	0
Set-aside	0	0
Other than Full and Open Competition	16	1,139
FULL AND OPEN COMPETITION WITH ONLY ONE BIDDER/OFFERER	0	0
AUTHORITY FOR OTHER THAN FULL AND OPEN COMPETITION		
Only One Source	9	741
- Follow-on Contract	0	0
- Utilities (Regulated & Telecommunications)	0	0
Unusual & Compelling Urgency	1	38
Mobilization/Essential R&D	0	0
International Agreement	0	0
Authorized by Statute	6	360
Authorized Resale	0	0
National Security	0	0
Public Interest	0	0
EXTENT COMPETED		
Competed	19	961
Not Available for Competition	14	1,297
Follow-on to Competed Action	0	0
Not Competed	6	201
TYPE OF CONTRACT		
Fixed Price	39	2,459
Cost Reimbursement	0	0
Time and Material	0	0
Labor Hour	0	0
TYPE OF CONTRACTOR		
Small Disadvantaged Business	6	360
Other Small Business	13	711
Large Business	20	1,388
JWOD Nonprofit Agency	0	0
Educational, Nonprofit & HBCU/MI	0	0
State & Local Government	0	0
Foreign Contractor	0	0
Domestic Contractor Performing Outside US	0	0
WOMAN-OWNED BUSINESS		
Small	1	75
Other	0	0
PREFERENCE PROGRAMS		
Directed JWOD	0	0
8 (a) Program	4	255
Small Disadvantaged Bus Set-Aside	2	105
Small Business Set-aside	5	137
Buy Indian/Self Determination Act	0	0
No Preference Program or Not Listed	26	1,962
COMMERCIAL ITEM ACQUISITION	2	308
SUBJECT TO LABOR STATUTES		
Walsh Healy Act	12	517
Service Contract Act	13	585
Davis Bacon Act	0	0
Not Subject to Above Acts	14	1,357
PRODUCT OR SERVICE		
Supplies & Equipment	7	624
ADP Equipment, Purchase and Lease	6	273
Research & Development	0	0
Construction	0	0
Architect & Engineering	0	0
Real Property, Purchase & Lease, or Maintenance	3	347
ADP Services (includes Installation & Maintenance)	1	30
Other Services	22	1,185

FEDERAL PROCUREMENT DATA SYSTEM
J. F. Kennedy Center for the Performing Arts
 Actions Reported in Summary on SF281
 Fiscal Year 1998 Through Fourth Quarter

PART I - PRIME CONTRACTS							
	PROCUREMENT METHODS	Number of Actions (a)	NET DOLLAR AMOUNTS (000)				Total Dollars (f)
			Small Business Concerns (b)	Large Business Concerns (c)	Domestic Outside U.S./ Foreign (d)	Other Entities (e)	
NEW AWARDS AND MODIFICATIONS	1. Tariff or Regulated Acquisitions	0					0
	2. Contracts for Foreign Government or International Organization	0					0
	3. Simplified Acquisitions	0	0	0	0	0	0
	4. Delivery Orders - GSA Schedules Only	0	0	0	0	0	0
	5. Delivery Orders- Other Federal Schedules	0	0	0	0	0	0
	6. Delivery Orders - All Other	0	0	0	0	0	0
	7. Other Procurement Methods	0	0	0	0	0	0
	8. TOTAL NEW AWARDS AND MODIFICATIONS	0	0	0	0	0	0
COMPETITION	9. Competed	0	0	0	0	0	0
	10. Not Competed	0	0	0	0	0	0
	11. Not Available for Competition	0	0	0	0	0	0
MODIFICATIONS	12. TOTAL MODIFICATIONS (Excluding Line 3)	0					0

PART II - SELECTED SOCIOECONOMIC STATISTICS (Includes both new awards and modifications)					
TYPE OF CONTRACTOR			PREFERENCE PROGRAMS		
CATEGORY	Number of Actions (a)	Total net Dollars (b)	CATEGORY	Number of Actions (a)	Total net Dollars (b)
Small Business	0	0	Small Business Set-Aside	0	0
Small Disadvantaged Business	0	0	Small Disadvantaged Business Set-Aside	0	0
Women-Owned Small Business	0	0	8(a) Contract Award	0	0
JWOD Nonprofit Agency	0	0			
HBCU/MI	0	0			

J. F. Kennedy Center for the Performing Arts
 Actions Reported Individually on SF279
 Fiscal Year 1998 Through Fourth Quarter

	Actions	Dollars (000)
TOTAL	9	797
CICA APPLICABILITY		
Pre-CICA	0	0
CICA Awards	8	717
Simplified Acquisitions	1	80
Subject to Statute other than CICA	0	0
KIND OF CONTRACT ACTION		
Initial Letter Contract	0	0
Def. Contract Superseding Letter	0	0
New Definitive Contract	0	0
Simplified Acquisitions	1	80
Order Under Single Award Indefinite Delivery Contract	1	137
Order Under BOA	0	0
Order /Mod Under GSA Schedule	0	0
Order/Mod Under Other Federal Schedule	0	0
Modifications	7	580
Order Under Multiple Awards Contract	0	0
Terminations	0	0
SYNOPSIS OF PROCUREMENT PRIOR TO AWARD		
Synopsized Prior to Award	3	326
Not Synopsized Due to Urgency	1	80
Not Synopsized for Other Reason	5	391

FEDERAL PROCUREMENT DATA SYSTEM
J. F. Kennedy Center for the Performing Arts
 Actions Reported Individually on SF279
 Fiscal Year 1998 Through Fourth Quarter

SOLICITATION PROCEDURE	Actions	Dollars (000)
Full and Open Competition - Sealed Bid	1	44
Full and Open Competition - Comp Proposal	1	137
Full and Open Competition - Combination	0	0
Architect Engineer	1	145
Basic Research	0	0
Multiple Award Schedule	0	0
Alternate Source/Reduced Cost	0	0
Alternate Source/Mobilization	0	0
Alternate Source/Eng R & D	0	0
Set-aside	0	0
Other than Full and Open Competition	5	391
FULL AND OPEN COMPETITION WITH ONLY ONE BIDDER/OFFERER	0	0
AUTHORITY FOR OTHER THAN FULL AND OPEN COMPETITION		
Only One Source	5	391
- Follow-on Contract	0	0
- Utilities (Regulated & Telecommunications)	0	0
Unusual & Compelling Urgency	0	0
Mobilization/Essential R&D	0	0
International Agreement	0	0
Authorized by Statute	0	0
Authorized Resale	0	0
National Security	0	0
Public Interest	0	0
EXTENT COMPETED		
Competed	9	797
Not Available for Competition	0	0
Follow-on to Competed Action	0	0
Not Competed	0	0
TYPE OF CONTRACT		
Fixed Price	9	797
Cost Reimbursement	0	0
Time and Material	0	0
Labor Hour	0	0
TYPE OF CONTRACTOR		
Small Disadvantaged Business	3	268
Other Small Business	0	0
Large Business	6	529
JWOD Nonprofit Agency	0	0
Educational, Nonprofit & HBCU/M	0	0
State & Local Government	0	0
Foreign Contractor	0	0
Domestic Contractor Performing Outside US	0	0
WOMAN-OWNED BUSINESS		
Small	2	188
Other	0	0
PREFERENCE PROGRAMS		
Directed JWOD	0	0
8 (a) Program	1	80
Small Disadvantaged Bus Set-Aside	0	0
Small Business Set-aside	2	188
Buy Indian/Self Determination Act	0	0
No Preference Program or Not Listed	6	529
COMMERCIAL ITEM ACQUISITION	3	268
SUBJECT TO LABOR STATUTES		
Walsh Healy Act	0	0
Service Contract Act	1	44
Davis Bacon Act	1	137
Not Subject to Above Acts	7	616
PRODUCT OR SERVICE		
Supplies & Equipment	1	44
ADP Equipment, Purchase and Lease	0	0
Research & Development	0	0
Construction	1	137
Architect & Engineering	5	441
Real Property, Purchase & Lease, or Maintenance	0	0
ADP Services (includes Installation & Maintenance)	0	0
Other Services	2	175

FEDERAL PROCUREMENT DATA SYSTEM
Merit Systems Protection Board
Actions Reported in Summary on SF281
Fiscal Year 1998 Through Fourth Quarter

PART I - PRIME CONTRACTS							
	PROCUREMENT METHODS	Number of Actions (a)	NET DOLLAR AMOUNTS (000)				Total Dollars (f)
			Small Business Concerns (b)	Large Business Concerns (c)	Domestic Outside U.S./ Foreign (d)	Other Entities (e)	
NEW AWARDS AND MODIFICATIONS	1. Tariff or Regulated Acquisitions	0					0
	2. Contracts for Foreign Government or International Organization	0					0
	3. Simplified Acquisitions	436	502	356	0	0	858
	4. Delivery Orders - GSA Schedules Only	55	46	188	0	0	234
	5. Delivery Orders- Other Federal Schedules	0	0	0	0	0	0
	6. Delivery Orders - All Other	6	0	27	0	0	27
	7. Other Procurement Methods	62	30	0	0	150	180
	8. TOTAL NEW AWARDS AND MODIFICATIONS	559	578	571	0	150	1,299
COMPETITION	9. Completed	317	328	536	0	0	864
	10. Not Completed	34	61	0	0	0	61
	11. Not Available for Competition	208	189	35	0	150	374
MODIFICATIONS	12. TOTAL MODIFICATIONS (Excluding Line 3)	5					-4

PART II - SELECTED SOCIOECONOMIC STATISTICS (Includes both new awards and modifications)					
TYPE OF CONTRACTOR			PREFERENCE PROGRAMS		
CATEGORY	Number of Actions (a)	Total net Dollars (b)	CATEGORY	Number of Actions (a)	Total net Dollars (b)
Small Business	335	578	Small Business Set-Aside	1	2
Small Disadvantaged Business	0	0	Small Disadvantaged Business Set-Aside	0	0
Women-Owned Small Business	115	79	8(a) Contract Award	54	30
JWOD Nonprofit Agency	0	0			
HBCU/MI	0	0			

Merit Systems Protection Board
Actions Reported Individually on SF279
Fiscal Year 1998 Through Fourth Quarter

	Actions	Dollars (000)
TOTAL		
CICA APPLICABILITY	1	59
Pre-CICA		
CICA Awards	0	0
Simplified Acquisitions	0	0
Subject to Statute other than CICA	0	0
KIND OF CONTRACT ACTION	0	0
Initial Letter Contract		
Def. Contract Superseding Letter	0	0
New Definitive Contract	0	0
Simplified Acquisitions	0	0
Order Under Single Award Indefinite Delivery Contract	1	59
Order Under BOA	0	0
Order /Mod Under GSA Schedule	0	0
Order/Mod Under Other Federal Schedule	0	0
Modifications	0	0
Order Under Multiple Awards Contract	0	0
Terminations	0	0
SYNOPSIS OF PROCUREMENT PRIOR TO AWARD	0	0
Synopsized Prior to Award		
Not Synopsized Due to Urgency	0	0
Not Synopsized for Other Reason	0	0
	1	59

FEDERAL PROCUREMENT DATA SYSTEM
Merit Systems Protection Board
Actions Reported Individually on SF279
Fiscal Year 1998 Through Fourth Quarter

	Actions	Dollars (000)
SOLICITATION PROCEDURE		
Full and Open Competition - Sealed Bid	0	0
Full and Open Competition - Comp Proposal	0	0
Full and Open Competition - Combination	0	0
Architect Engineer	0	0
Basic Research	0	0
Multiple Award Schedule	0	0
Alternate Source/Reduced Cost	0	0
Alternate Source/Mobilization	0	0
Alternate Source/Eng R & D	0	0
Set-aside	0	0
Other than Full and Open Competition	0	0
FULL AND OPEN COMPETITION WITH ONLY ONE BIDDER/OFFERER	0	0
AUTHORITY FOR OTHER THAN FULL AND OPEN COMPETITION		
Only One Source	0	0
- Follow-on Contract	0	0
- Utilities (Regulated & Telecommunications)	0	0
Unusual & Compelling Urgency	0	0
Mobilization/Essential R&D	0	0
International Agreement	0	0
Authorized by Statute	0	0
Authorized Resale	0	0
National Security	0	0
Public Interest	0	0
EXTENT COMPLETED		
Completed	0	0
Not Available for Competition	0	0
Follow-on to Completed Action	0	0
Not Completed	1	59
TYPE OF CONTRACT		
Fixed Price	1	59
Cost Reimbursement	0	0
Time and Material	0	0
Labor Hour	0	0
TYPE OF CONTRACTOR		
Small Disadvantaged Business	0	0
Other Small Business	1	59
Large Business	0	0
JWOD Nonprofit Agency	0	0
Educational, Nonprofit & HBCU/MI	0	0
State & Local Government	0	0
Foreign Contractor	0	0
Domestic Contractor Performing Outside US	0	0
WOMAN-OWNED BUSINESS		
Small	0	0
Other	0	0
PREFERENCE PROGRAMS		
Directed JWOD	0	0
8 (a) Program	0	0
Small Disadvantaged Bus Set-Aside	0	0
Small Business Set-aside	0	0
Buy Indian/Self Determination Act	0	0
No Preference Program or Not Listed	1	59
COMMERCIAL ITEM ACQUISITION		
	0	0
SUBJECT TO LABOR STATUTES		
Walsh Healy Act	0	0
Service Contract Act	0	0
Davis Bacon Act	0	0
Not Subject to Above Acts	1	59
PRODUCT OR SERVICE		
Supplies & Equipment	0	0
ADP Equipment, Purchase and Lease	0	0
Research & Development	0	0
Construction	0	0
Architect & Engineering	0	0
Real Property, Purchase & Lease, or Maintenance	0	0
ADP Services (includes Installation & Maintenance)	0	0
Other Services	1	59

FEDERAL PROCUREMENT DATA SYSTEM
National Aeronautics and Space Administration
Actions Reported in Summary on SF281
Fiscal Year 1998 Through Fourth Quarter

PART I - PRIME CONTRACTS							
	PROCUREMENT METHODS	Number of Actions (a)	NET DOLLAR AMOUNTS (000)				Total Dollars (f)
			Small Business Concerns (b)	Large Business Concerns (c)	Domestic Outside U.S./ Foreign (d)	Other Entities (e)	
NEW AWARDS AND MODIFICATIONS	1. Tariff or Regulated Acquisitions	0					0
	2. Contracts for Foreign Government or International Organization	0					0
	3. Simplified Acquisitions	28,929	83,870	78,272	625	5,091	165,858
	4. Delivery Orders - GSA Schedules Only	3,360	11,101	17,612	0	0	28,713
	5. Delivery Orders- Other Federal Schedules	0	0	0	0	0	0
	6. Delivery Orders - All Other	0	0	0	0	0	0
	7. Other Procurement Methods	1,801	11,013	0	0	0	11,013
	8. TOTAL NEW AWARDS AND MODIFICATIONS	33,890	105,984	93,884	625	5,091	205,584
COMPETITION	9. Competed	11,805	51,251	68,423	27	375	120,076
	10. Not Competed	5,188	31,688	21,569	526	4,239	58,022
	11. Not Available for Competition	17,087	23,045	3,892	72	477	27,486
MODIFICATIONS	12. TOTAL MODIFICATIONS (Excluding Line 3)	0					0

PART II - SELECTED SOCIOECONOMIC STATISTICS (Includes both new awards and modifications)					
TYPE OF CONTRACTOR			PREFERENCE PROGRAMS		
CATEGORY	Number of Actions (a)	Total net Dollars (b)	CATEGORY	Number of Actions (a)	Total net Dollars (b)
Small Business	33,890	105,984	Small Business Set-Aside	7,634	52,019
Small Disadvantaged Business	375	1,373	Small Disadvantaged Business Set-Aside	108	418
Women-Owned Small Business	862	2,722	8(a) Contract Award	1,601	11,013
JWOD Nonprofit Agency	0	0			
HBCU/MI	0	0			

National Aeronautics and Space Administration
Actions Reported Individually on SF279
Fiscal Year 1998 Through Fourth Quarter

	Actions	Dollars (000)
TOTAL	10,524	10,891,184
CICA APPLICABILITY		
Pre-CICA	150	223,772
CICA Awards	9,233	10,613,431
Simplified Acquisitions	1,096	47,983
Subject to Statute other than CICA	0	0
KIND OF CONTRACT ACTION		
Initial Letter Contract	7	14,288
Def. Contract Superseding Letter	0	0
New Definitive Contract	1,027	617,557
Simplified Acquisitions	864	50,485
Order Under Single Award Indefinite Delivery Contract	873	153,221
Order Under BOA	26	1,898
Order /Mod Under GSA Schedule	456	43,296
Order/Mod Under Other Federal Schedule	0	0
Modifications	7,225	10,001,489
Order Under Multiple Awards Contract	42	8,080
Terminations	4	870
SYNOPSIS OF PROCUREMENT PRIOR TO AWARD		
Synopsized Prior to Award	8,320	9,950,447
Not Synopsized Due to Urgency	56	17,345
Not Synopsized for Other Reason	2,148	823,392

FEDERAL PROCUREMENT DATA SYSTEM
National Aeronautics and Space Administration
Actions Reported Individually on SF279
Fiscal Year 1998 Through Fourth Quarter

SOLICITATION PROCEDURE	Actions	Dollars (000)
Full and Open Competition - Sealed Bid	433	54,929
Full and Open Competition - Comp Proposal	2,897	3,695,590
Full and Open Competition - Combination	13	9,199
Architect Engineer	224	38,398
Basic Research	621	225,134
Multiple Award Schedule	564	58,218
Alternate Source/Reduced Cost	26	65,117
Alternate Source/Mobilization	0	0
Alternate Source/Eng R & D	0	0
Set-aside	2,235	641,741
Other than Full and Open Competition	2,220	5,825,107
FULL AND OPEN COMPETITION WITH ONLY ONE BIDDER/OFFERER	470	455,652
AUTHORITY FOR OTHER THAN FULL AND OPEN COMPETITION		
Only One Source	1,063	2,238,030
- Follow-on Contract	69	402,574
- Utilities (Regulated & Telecommunications)	139	45,290
Unusual & Compelling Urgency	114	80,710
Mobilization/Essential R&D	73	329,698
International Agreement	27	81,202
Authorized by Statute	874	233,364
Authorized Resale	0	0
National Security	40	21,185
Public Interest	29	2,842,920
EXTENT COMPETED		
Competed	7,626	5,142,185
Not Available for Competition	1,027	209,584
Follow-on to Competed Action	142	792,911
Not Competed	1,729	4,748,494
TYPE OF CONTRACT		
Fixed Price	6,599	1,506,287
Cost Reimbursement	3,818	9,365,496
Time and Material	99	17,557
Labor Hour	8	1,844
TYPE OF CONTRACTOR		
Small Disadvantaged Business	1,877	487,168
Other Small Business	3,356	613,875
Large Business	4,195	7,949,989
JWOD Nonprofit Agency	12	3,759
Educational, Nonprofit & HBCU/MI	514	1,604,131
State & Local Government	433	112,173
Foreign Contractor	117	118,482
Domestic Contractor Performing Outside US	20	1,607
WOMAN-OWNED BUSINESS		
Small	750	148,390
Other	0	35
PREFERENCE PROGRAMS		
Directed JWOD	12	3,759
8 (a) Program	1,155	306,100
Small Disadvantaged Bus Set-Aside	0	0
Small Business Set-aside	2,201	510,677
Buy Indian/Self Determination Act	0	0
No Preference Program or Not Listed	7,156	10,070,648
COMMERCIAL ITEM ACQUISITION	1,661	253,786
SUBJECT TO LABOR STATUTES		
Walsh Healy Act	2,235	3,708,395
Service Contract Act	1,585	3,481,392
Davis Bacon Act	684	171,156
Not Subject to Above Acts	6,020	3,530,241
PRODUCT OR SERVICE		
Supplies & Equipment	1,439	1,558,744
ADP Equipment, Purchase and Lease	1,308	128,985
Research & Development	3,591	3,295,236
Construction	826	224,624
Architect & Engineering	250	48,370
Real Property, Purchase & Lease, or Maintenance	25	1,263
ADP Services (Includes Installation & Maintenance)	422	523,545
Other Services	2,663	5,110,417

FEDERAL PROCUREMENT DATA SYSTEM
National Archives and Records Administration
Actions Reported in Summary on SF281
Fiscal Year 1998 Through Fourth Quarter

PART I - PRIME CONTRACTS							
	PROCUREMENT METHODS	Number of Actions (a)	NET DOLLAR AMOUNTS (000)				Total Dollars (f)
			Small Business Concerns (b)	Large Business Concerns (c)	Domestic Outside U.S./ Foreign (d)	Other Entities (e)	
NEW AWARDS AND MODIFICATIONS	1. Tariff or Regulated Acquisitions	24					2
	2. Contracts for Foreign Government or International Organization	0					0
	3. Simplified Acquisitions	1,514	903	599	0	13	1,515
	4. Delivery Orders - GSA Schedules Only	873	444	554	0	0	898
	5. Delivery Orders- Other Federal Schedules	2	0	20	0	0	20
	6. Delivery Orders - All Other	348	112	50	0	170	332
	7. Other Procurement Methods	86	17	61	0	1	79
	8. TOTAL NEW AWARDS AND MODIFICATIONS	2,847	1,476	1,284	0	184	2,946
COMPETITION	9. Competed	1,586	805	846	0	84	1,735
	10. Not Competed	282	208	212	0	0	420
	11. Not Available for Competition	879	463	226	0	100	789
MODIFICATIONS	12. TOTAL MODIFICATIONS (Excluding Line 3)	0					0

PART II - SELECTED SOCIOECONOMIC STATISTICS (Includes both new awards and modifications)					
TYPE OF CONTRACTOR			PREFERENCE PROGRAMS		
CATEGORY	Number of Actions (a)	Total net Dollars (b)	CATEGORY	Number of Actions (a)	Total net Dollars (b)
Small Business	738	1,476	Small Business Set-Aside	582	900
Small Disadvantaged Business	2	25	Small Disadvantaged Business Set-Aside	1	17
Women-Owned Small Business	23	38	8(a) Contract Award	1	25
JWOD Nonprofit Agency	1	7			
HBCU/MI	8	54			

National Archives and Records Administration
Actions Reported Individually on SF279
Fiscal Year 1998 Through Fourth Quarter

	Actions	Dollars (000)
TOTAL	84	28,646
CICA APPLICABILITY		
Pre-CICA	1	426
CICA Awards	77	27,203
Simplified Acquisitions	4	402
Subject to Statute other than CICA	1	414
KIND OF CONTRACT ACTION		
Initial Letter Contract	0	0
Def. Contract Superseding Letter	0	0
New Definitive Contract	18	9,000
Simplified Acquisitions	5	603
Order Under Single Award Indefinite Delivery Contract	20	5,879
Order Under BOA	0	0
Order /Mod Under GSA Schedule	17	2,612
Order/Mod Under Other Federal Schedule	0	0
Modifications	18	9,067
Order Under Multiple Awards Contract	6	1,485
Terminations	0	0
SYNOPSIS OF PROCUREMENT PRIOR TO AWARD		
Synopsized Prior to Award	49	18,162
Not Synopsized Due to Urgency	0	0
Not Synopsized for Other Reason	34	10,283

FEDERAL PROCUREMENT DATA SYSTEM
National Archives and Records Administration
Actions Reported Individually on SF279
Fiscal Year 1998 Through Fourth Quarter

	Actions	Dollars (000)
SOLICITATION PROCEDURE		
Full and Open Competition - Sealed Bid	2	235
Full and Open Competition - Comp Proposal	10	11,749
Full and Open Competition - Combination	0	0
Architect Engineer	0	0
Basic Research	0	0
Multiple Award Schedule	17	2,612
Alternate Source/Reduced Cost	0	0
Alternate Source/Mobilization	0	0
Alternate Source/Eng R & D	0	0
Set-aside	22	3,271
Other than Full and Open Competition	26	9,336
FULL AND OPEN COMPETITION WITH ONLY ONE BIDDER/OFFERER	2	4,590
AUTHORITY FOR OTHER THAN FULL AND OPEN COMPETITION		
Only One Source	18	7,727
- Follow-on Contract	5	997
- Utilities (Regulated & Telecommunications)	6	5,083
Unusual & Compelling Urgency	0	0
Mobilization/Essential R&D	1	149
International Agreement	0	0
Authorized by Statute	5	1,065
Authorized Resale	0	0
National Security	0	0
Public Interest	0	0
EXTENT COMPLETED		
Completed	56	19,075
Not Available for Competition	15	5,861
Follow-on to Completed Action	0	0
Not Completed	12	3,509
TYPE OF CONTRACT		
Fixed Price	77	21,162
Cost Reimbursement	2	5,932
Time and Material	2	1,152
Labor Hour	2	199
TYPE OF CONTRACTOR		
Small Disadvantaged Business	13	2,321
Other Small Business	42	11,420
Large Business	9	7,032
JWOD Nonprofit Agency	8	2,233
Educational, Nonprofit & HBCU/MI	0	0
State & Local Government	7	5,156
Foreign Contractor	1	138
Domestic Contractor Performing Outside US	3	145
WOMAN-OWNED BUSINESS		
Small	9	699
Other	0	0
PREFERENCE PROGRAMS		
Directed JWOD	8	2,233
8 (a) Program	8	833
Small Disadvantaged Bus Set-Aside	2	246
Small Business Set-aside	33	10,751
Buy Indian/Self Determination Act	0	0
No Preference Program or Not Listed	32	14,382
COMMERCIAL ITEM ACQUISITION		
	11	1,164
SUBJECT TO LABOR STATUTES		
Wash Healy Act	9	2,046
Service Contract Act	63	25,404
Davis Bacon Act	1	134
Not Subject to Above Acts	10	861
PRODUCT OR SERVICE		
Supplies & Equipment	12	2,025
ADP Equipment, Purchase and Lease	7	1,321
Research & Development	0	0
Construction	7	1,100
Architect & Engineering	2	199
Real Property, Purchase & Lease, or Maintenance	0	0
ADP Services (includes Installation & Maintenance)	2	128
Other Services	54	23,873

FEDERAL PROCUREMENT DATA SYSTEM
National Capital Planning Commission
Actions Reported in Summary on SF281
Fiscal Year 1998 Through Fourth Quarter

PART I - PRIME CONTRACTS							
	PROCUREMENT METHODS	Number of Actions (a)	NET DOLLAR AMOUNTS (000)				
			Small Business Concerns (b)	Large Business Concerns (c)	Domestic Outside U.S./ Foreign (d)	Other Entities (e)	Total Dollars (f)
NEW AWARDS AND MODIFICATIONS	1. Tariff or Regulated Acquisitions	0					0
	2. Contracts for Foreign Government or International Organization	0					0
	3. Simplified Acquisitions	126	146	200	0	0	346
	4. Delivery Orders - GSA Schedules Only	15	0	6	0	0	6
	5. Delivery Orders- Other Federal Schedules	18	0	16	0	0	16
	6. Delivery Orders - All Other	2	0	0	0	0	0
	7. Other Procurement Methods	0	0	0	0	0	0
	8. TOTAL NEW AWARDS AND MODIFICATIONS	181	146	222	0	0	368
COMPETITION	9. Competed	15	19	61	0	0	80
	10. Not Competed	99	127	131	0	0	258
	11. Not Available for Competition	47	0	30	0	0	30
MODIFICATIONS	12. TOTAL MODIFICATIONS (Excluding Line 3)	0					0

PART II - SELECTED SOCIOECONOMIC STATISTICS (Includes both new awards and modifications)					
TYPE OF CONTRACTOR			PREFERENCE PROGRAMS		
CATEGORY	Number of Actions (a)	Total net Dollars (b)	CATEGORY	Number of Actions (a)	Total net Dollars (b)
Small Business	45	146	Small Business Set-Aside	0	0
Small Disadvantaged Business	1	5	Small Disadvantaged Business Set-Aside	0	0
Women-Owned Small Business	4	15	8(a) Contract Award	0	0
JWOD Nonprofit Agency	0	0			
HBCU/MI	0	0			

National Capital Planning Commission
Actions Reported Individually on SF279
Fiscal Year 1998 Through Fourth Quarter

	Actions	Dollars (000)
TOTAL	5	403
CICA APPLICABILITY		
Pre-CICA	0	0
CICA Awards	0	0
Simplified Acquisitions	5	403
Subject to Statute other than CICA	0	0
KIND OF CONTRACT ACTION		
Initial Letter Contract	0	0
Def. Contract Superseding Letter	0	0
New Definitive Contract	0	0
Simplified Acquisitions	4	357
Order Under Single Award Indefinite Delivery Contract	0	0
Order Under BOA	0	0
Order /Mod Under GSA Schedule	0	0
Order/Mod Under Other Federal Schedule	0	0
Modifications	1	46
Order Under Multiple Awards Contract	0	0
Terminations	0	0
SYNOPSIS OF PROCUREMENT PRIOR TO AWARD		
Synopsized Prior to Award	5	403
Not Synopsized Due to Urgency	0	0
Not Synopsized for Other Reason	0	0

FEDERAL PROCUREMENT DATA SYSTEM
National Capital Planning Commission
 Actions Reported Individually on SF279
 Fiscal Year 1998 Through Fourth Quarter

	Actions	Dollars (000)
SOLICITATION PROCEDURE		
Full and Open Competition - Sealed Bid	0	0
Full and Open Competition - Comp Proposal	0	0
Full and Open Competition - Combination	0	0
Architect Engineer	0	0
Basic Research	0	0
Multiple Award Schedule	0	0
Alternate Source/Reduced Cost	0	0
Alternate Source/Mobilization	0	0
Alternate Source/Eng R & D	0	0
Set-aside	0	0
Other than Full and Open Competition	0	0
FULL AND OPEN COMPETITION WITH ONLY ONE BIDDER/OFFERER	0	0
AUTHORITY FOR OTHER THAN FULL AND OPEN COMPETITION		
Only One Source	0	0
- Follow-on Contract	0	0
- Utilities (Regulated & Telecommunications)	0	0
Unusual & Compelling Urgency	0	0
Mobilization/Essential R&D	0	0
International Agreement	0	0
Authorized by Statute	0	0
Authorized Resale	0	0
National Security	0	0
Public Interest	0	0
EXTENT COMPETED		
Competed	0	0
Not Available for Competition	0	0
Follow-on to Competed Action	0	0
Not Competed	5	403
TYPE OF CONTRACT		
Fixed Price	5	403
Cost Reimbursement	0	0
Time and Material	0	0
Labor Hour	0	0
TYPE OF CONTRACTOR		
Small Disadvantaged Business	0	0
Other Small Business	3	349
Large Business	2	54
JWOD Nonprofit Agency	0	0
Educational, Nonprofit & HBCU/MI	0	0
State & Local Government	0	0
Foreign Contractor	0	0
Domestic Contractor Performing Outside US	0	0
WOMAN-OWNED BUSINESS		
Small	0	0
Other	0	0
PREFERENCE PROGRAMS		
Directed JWOD	0	0
8 (a) Program	0	0
Small Disadvantaged Bus Set-Aside	0	0
Small Business Set-aside	0	0
Buy Indian/Self Determination Act	0	0
No Preference Program or Not Listed	5	403
COMMERCIAL ITEM ACQUISITION		
	0	0
SUBJECT TO LABOR STATUTES		
Walsh Healy Act	0	0
Service Contract Act	0	0
Davis Bacon Act	0	0
Not Subject to Above Acts	5	403
PRODUCT OR SERVICE		
Supplies & Equipment	0	0
ADP Equipment, Purchase and Lease	0	0
Research & Development	0	0
Construction	0	0
Architect & Engineering	0	0
Real Property, Purchase & Lease, or Maintenance	0	0
ADP Services (Includes Installation & Maintenance)	0	0
Other Services	5	403

FEDERAL PROCUREMENT DATA SYSTEM
National Endowment For The Arts
Actions Reported in Summary on SF281
Fiscal Year 1998 Through Fourth Quarter

PART I - PRIME CONTRACTS							
	PROCUREMENT METHODS	Number of Actions (a)	NET DOLLAR AMOUNTS (000)				Total Dollars (f)
			Small Business Concerns (b)	Large Business Concerns (c)	Domestic Outside U.S./ Foreign (d)	Other Entities (e)	
NEW AWARDS AND MODIFICATIONS	1. Tariff or Regulated Acquisitions	0					0
	2. Contracts for Foreign Government or International Organization	0					0
	3. Simplified Acquisitions	123	424	50	0	7	481
	4. Delivery Orders - GSA Schedules Only	12	31	41	0	0	72
	5. Delivery Orders- Other Federal Schedules	0	0	0	0	0	0
	6. Delivery Orders - All Other	0	0	0	0	0	0
	7. Other Procurement Methods	0	0	0	0	0	0
	8. TOTAL NEW AWARDS AND MODIFICATIONS	135	455	91	0	7	553
COMPETITION	9. Competed	33	242	41	0	0	283
	10. Not Competed	102	213	50	0	7	270
	11. Not Available for Competition	0	0	0	0	0	0
MODIFICATIONS	12. TOTAL MODIFICATIONS (Excluding Line 3)	0					0

PART II - SELECTED SOCIOECONOMIC STATISTICS (Includes both new awards and modifications)					
TYPE OF CONTRACTOR			PREFERENCE PROGRAMS		
CATEGORY	Number of Actions (a)	Total net Dollars (b)	CATEGORY	Number of Actions (a)	Total net Dollars (b)
Small Business	123	455	Small Business Set-Aside	8	130
Small Disadvantaged Business	14	119	Small Disadvantaged Business Set-Aside	0	0
Women-Owned Small Business	15	63	8(a) Contract Award	0	0
JWOD Nonprofit Agency	0	0			
HBCU/MI	0	0			

National Endowment For The Arts
Actions Reported Individually on SF279
Fiscal Year 1998 Through Fourth Quarter

	Actions	Dollars (000)
TOTAL	12	660
CICA APPLICABILITY		
Pre-CICA	0	0
CICA Awards	10	535
Simplified Acquisitions	2	125
Subject to Statute other than CICA	0	0
KIND OF CONTRACT ACTION		
Initial Letter Contract	0	0
Def. Contract Superseding Letter	0	0
New Definitive Contract	0	0
Simplified Acquisitions	2	125
Order Under Single Award Indefinite Delivery Contract	0	0
Order Under BOA	0	0
Order /Mod Under GSA Schedule	7	268
Order/Mod Under Other Federal Schedule	0	0
Modifications	3	269
Order Under Multiple Awards Contract	0	0
Terminations	0	0
SYNOPSIS OF PROCUREMENT PRIOR TO AWARD		
Synopsized Prior to Award	11	500
Not Synopsized Due to Urgency	0	0
Not Synopsized for Other Reason	1	160

FEDERAL PROCUREMENT DATA SYSTEM
National Endowment For The Arts
Actions Reported Individually on SF279
Fiscal Year 1998 Through Fourth Quarter

	Actions	Dollars (000)
SOLICITATION PROCEDURE		
Full and Open Competition - Sealed Bid	0	0
Full and Open Competition - Comp Proposal	0	0
Full and Open Competition - Combination	0	0
Architect Engineer	1	25
Basic Research	0	0
Multiple Award Schedule	7	268
Alternate Source/Reduced Cost	0	0
Alternate Source/Mobilization	0	0
Alternate Source/Eng R & D	0	0
Set-aside	1	84
Other than Full and Open Competition	1	160
FULL AND OPEN COMPETITION WITH ONLY ONE BIDDER/OFFERER	0	0
AUTHORITY FOR OTHER THAN FULL AND OPEN COMPETITION		
Only One Source	0	0
- Follow-on Contract	0	0
- Utilities (Regulated & Telecommunications)	0	0
Unusual & Compelling Urgency	0	0
Mobilization/Essential R&D	0	0
International Agreement	0	0
Authorized by Statute	1	160
Authorized Resale	0	0
National Security	0	0
Public Interest	0	0
EXTENT COMPETED		
Competed	11	500
Not Available for Competition	1	160
Follow-on to Competed Action	0	0
Not Competed	0	0
TYPE OF CONTRACT		
Fixed Price	12	660
Cost Reimbursement	0	0
Time and Material	0	0
Labor Hour	0	0
TYPE OF CONTRACTOR		
Small Disadvantaged Business	2	215
Other Small Business	3	180
Large Business	7	265
JWOD Nonprofit Agency	0	0
Educational, Nonprofit & HBCU/MI	0	0
State & Local Government	0	0
Foreign Contractor	0	0
Domestic Contractor Performing Outside US	0	0
WOMAN OWNED BUSINESS		
Small	1	26
Other	0	0
PREFERENCE PROGRAMS		
Directed JWOD	0	0
8 (a) Program	1	160
Small Disadvantaged Bus Set-Aside	0	0
Small Business Set-aside	3	209
Buy Indian/Self Determination Act	0	0
No Preference Program or Not Listed	8	291
COMMERCIAL ITEM ACQUISITION	1	26
SUBJECT TO LABOR STATUTES		
Walsh Healy Act	6	240
Service Contract Act	3	270
Davis Bacon Act	0	0
Not Subject to Above Acts	3	150
PRODUCT OR SERVICE		
Supplies & Equipment	2	86
ADP Equipment, Purchase and Lease	1	56
Research & Development	0	0
Construction	0	0
Architect & Engineering	0	0
Real Property, Purchase & Lease, or Maintenance	0	0
ADP Services (includes Installation & Maintenance)	5	223
Other Services	4	295

**FEDERAL PROCUREMENT DATA SYSTEM
National Endowment For The Humanities
Actions Reported in Summary on SF281
Fiscal Year 1998 Through Fourth Quarter**

PART I - PRIME CONTRACTS							
	PROCUREMENT METHODS	Number of Actions (a)	NET DOLLAR AMOUNTS (000)				
			Small Business Concerns (b)	Large Business Concerns (c)	Domestic Outside U.S./ Foreign (d)	Other Entities (e)	Total Dollars (f)
NEW AWARDS AND MODIFICATIONS	1. Tariff or Regulated Acquisitions	0				0	
	2. Contracts for Foreign Government or International Organization	0				0	
	3. Simplified Acquisitions	1,401	889	83	0	37	1,009
	4. Delivery Orders - GSA Schedules Only	20	43	32	0	0	75
	5. Delivery Orders- Other Federal Schedules	0	0	0	0	0	0
	6. Delivery Orders - All Other	0	0	0	0	0	0
	7. Other Procurement Methods	0	0	0	0	0	0
	8. TOTAL NEW AWARDS AND MODIFICATIONS	1,421	932	115	0	37	1,084
COMPETITION	9. Competed	902	443	13	0	6	462
	10. Not Competed	89	163	37	0	22	222
	11. Not Available for Competition	430	326	65	0	9	400
MODIFICATIONS	12. TOTAL MODIFICATIONS (Excluding Line 3)	0					0

PART II - SELECTED SOCIOECONOMIC STATISTICS (Includes both new awards and modifications)					
TYPE OF CONTRACTOR			PREFERENCE PROGRAMS		
CATEGORY	Number of Actions (a)	Total net Dollars (b)	CATEGORY	Number of Actions (a)	Total net Dollars (b)
Small Business	1,307	932	Small Business Set-Aside	409	561
Small Disadvantaged Business	131	55	Small Disadvantaged Business Set-Aside	0	0
Women-Owned Small Business	523	273	8(a) Contract Award	0	0
JWOD Nonprofit Agency	0	0			
HBCU/MI	0	0			

**National Endowment For The Humanities
Actions Reported Individually on SF279
Fiscal Year 1998 Through Fourth Quarter**

	Actions	Dollars (000)
TOTAL	6	271
CICA APPLICABILITY		
Pre-CICA	0	0
CICA Awards	6	271
Simplified Acquisitions	0	0
Subject to Statute other than CICA	0	0
KIND OF CONTRACT ACTION		
Initial Letter Contract	0	0
Def. Contract Superseding Letter	0	0
New Definitive Contract	2	107
Simplified Acquisitions	0	0
Order Under Single Award Indefinite Delivery Contract	0	0
Order Under BOA	0	0
Order /Mod Under GSA Schedule	4	164
Order/Mod Under Other Federal Schedule	0	0
Modifications	0	0
Order Under Multiple Awards Contract	0	0
Terminations	0	0
SYNOPSIS OF PROCUREMENT PRIOR TO AWARD		
Synopsized Prior to Award	6	271
Not Synopsized Due to Urgency	0	0
Not Synopsized for Other Reason	0	0

FEDERAL PROCUREMENT DATA SYSTEM
National Endowment For The Humanities
Actions Reported Individually on SF279
Fiscal Year 1998 Through Fourth Quarter

SOLICITATION PROCEDURE	Actions	Dollars (000)
Full and Open Competition - Sealed Bid	0	0
Full and Open Competition - Comp Proposal	1	82
Full and Open Competition - Combination	0	0
Architect Engineer	0	0
Basic Research	0	0
Multiple Award Schedule	5	189
Alternate Source/Reduced Cost	0	0
Alternate Source/Mobilization	0	0
Alternate Source/Eng R & D	0	0
Set-aside	0	0
Other than Full and Open Competition	0	0
FULL AND OPEN COMPETITION WITH ONLY ONE BIDDER/OFFERER	0	0
AUTHORITY FOR OTHER THAN FULL AND OPEN COMPETITION		
Only One Source	0	0
- Follow-on Contract	0	0
- Utilities (Regulated & Telecommunications)	0	0
Unusual & Compelling Urgency	0	0
Mobilization/Essential R&D	0	0
International Agreement	0	0
Authorized by Statute	0	0
Authorized Resale	0	0
National Security	0	0
Public Interest	0	0
EXTENT COMPETED		
Competed	6	271
Not Available for Competition	0	0
Follow-on to Competed Action	0	0
Not Competed	0	0
TYPE OF CONTRACT		
Fixed Price	6	271
Cost Reimbursement	0	0
Time and Material	0	0
Labor Hour	0	0
TYPE OF CONTRACTOR		
Small Disadvantaged Business	0	0
Other Small Business	3	156
Large Business	2	90
JWOD Nonprofit Agency	1	25
Educational, Nonprofit & HBCU/MI	0	0
State & Local Government	0	0
Foreign Contractor	0	0
Domestic Contractor Performing Outside US	0	0
WOMAN-OWNED BUSINESS		
Small	1	82
Other	0	0
PREFERENCE PROGRAMS		
Directed JWOD	1	25
8 (a) Program	0	0
Small Disadvantaged Bus Set-Aside	0	0
Small Business Set-aside	0	0
Buy Indian/Self Determination Act	0	0
No Preference Program or Not Listed	5	246
COMMERCIAL ITEM ACQUISITION	0	0
SUBJECT TO LABOR STATUTES		
Walsh Healy Act	5	189
Service Contract Act	1	82
Davis Bacon Act	0	0
Not Subject to Above Acts	0	0
PRODUCT OR SERVICE		
Supplies & Equipment	1	48
ADP Equipment, Purchase and Lease	3	116
Research & Development	0	0
Construction	0	0
Architect & Engineering	0	0
Real Property, Purchase & Lease, or Maintenance	0	0
ADP Services (includes installation & Maintenance)	0	0
Other Services	2	107

FEDERAL PROCUREMENT DATA SYSTEM
National Gallery of Art
Actions Reported in Summary on SF281
Fiscal Year 1998 Through Fourth Quarter

PART I - PRIME CONTRACTS							
	PROCUREMENT METHODS	Number of Actions (a)	NET DOLLAR AMOUNTS (000)				Total Dollars (f)
			Small Business Concerns (b)	Large Business Concerns (c)	Domestic Outside U.S./ Foreign (d)	Other Entities (e)	
NEW AWARDS AND MODIFICATIONS	1. Tariff or Regulated Acquisitions	0					0
	2. Contracts for Foreign Government or International Organization	0					0
	3. Simplified Acquisitions	3,014	2,994	39	525	0	3,558
	4. Delivery Orders - GSA Schedules Only	507	2,053	41	254	0	2,348
	5. Delivery Orders- Other Federal Schedules	0	0	0	0	0	0
	6. Delivery Orders - All Other	0	0	0	0	0	0
	7. Other Procurement Methods	0	0	0	0	0	0
	8. TOTAL NEW AWARDS AND MODIFICATIONS	3,521	5,047	80	779	0	5,906
COMPETITION	9. Competed	1,407	2,134	18	319	0	2,469
	10. Not Competed	1,775	2,431	62	379	0	2,872
	11. Not Available for Competition	339	482	2	81	0	565
MODIFICATIONS	12. TOTAL MODIFICATIONS (Excluding Line 3)	0					0

PART II - SELECTED SOCIOECONOMIC STATISTICS (Includes both new awards and modifications)					
CATEGORY	TYPE OF CONTRACTOR		CATEGORY	PREFERENCE PROGRAMS	
	Number of Actions (a)	Total net Dollars (b)		Number of Actions (a)	Total net Dollars (b)
Small Business	3,110	5,047	Small Business Set-Aside	3,110	5,047
Small Disadvantaged Business	0	0	Small Disadvantaged Business Set-Aside	0	0
Women-Owned Small Business	0	0	8(a) Contract Award	0	0
JWOD Nonprofit Agency	0	0			
HBCU/MI	0	0			

National Gallery of Art
Actions Reported Individually on SF279
Fiscal Year 1998 Through Fourth Quarter

	Actions	Dollars (000)
TOTAL	81	4,852
CICA APPLICABILITY		
Pre-CICA	0	0
CICA Awards	60	4,751
Simplified Acquisitions	0	0
Subject to Statute other than CICA	1	101
KIND OF CONTRACT ACTION		
Initial Letter Contract	0	0
Def. Contract Superseding Letter	0	0
New Definitive Contract	10	1,438
Simplified Acquisitions	0	0
Order Under Single Award Indefinite Delivery Contract	11	628
Order Under BOA	0	0
Order /Mod Under GSA Schedule	0	0
Order/Mod Under Other Federal Schedule	0	0
Modifications	40	2,786
Order Under Multiple Awards Contract	0	0
Terminations	0	0
SYNOPSIS OF PROCUREMENT PRIOR TO AWARD		
Synopsized Prior to Award	51	3,553
Not Synopsized Due to Urgency	0	0
Not Synopsized for Other Reason	10	1,299

FEDERAL PROCUREMENT DATA SYSTEM
National Gallery of Art
Actions Reported Individually on SF279
Fiscal Year 1998 Through Fourth Quarter

	Actions	Dollars (000)
SELECTION PROCEDURE		
Full and Open Competition - Sealed Bid	3	214
Full and Open Competition - Comp Proposal	44	3,252
Full and Open Competition - Combination	0	0
Architect Engineer	7	330
Basic Research	0	0
Multiple Award Schedule	0	0
Alternate Source/Reduced Cost	0	0
Alternate Source/Mobilization	0	0
Alternate Source/Eng R & D	0	0
Set-aside	0	0
Other than Full and Open Competition	6	955
FULL AND OPEN COMPETITION WITH ONLY ONE BIDDER/OFFERER	3	243
AUTHORITY FOR OTHER THAN FULL AND OPEN COMPETITION		
Only One Source	1	68
- Follow-on Contract	0	0
- Utilities (Regulated & Telecommunications)	0	0
Unusual & Compelling Urgency	0	0
Mobilization/Essential R&D	0	0
International Agreement	0	0
Authorized by Statute	5	887
Authorized Resale	0	0
National Security	0	0
Public Interest	0	0
EXTENT COMPETED		
Competed	58	4,158
Not Available for Competition	2	626
Follow-on to Competed Action	0	0
Not Competed	1	68
TYPE OF CONTRACT		
Fixed Price	61	4,852
Cost Reimbursement	0	0
Time and Material	0	0
Labor Hour	0	0
TYPE OF CONTRACTOR		
Small Disadvantaged Business	12	642
Other Small Business	31	3,537
Large Business	17	572
JWOD Nonprofit Agency	1	101
Educational, Nonprofit & HBCU/MI	0	0
State & Local Government	0	0
Foreign Contractor	0	0
Domestic Contractor Performing Outside US	0	0
WOMAN OWNED BUSINESS		
Small	0	0
Other	0	0
PREFERENCE PROGRAMS		
Directed JWOD	1	101
8 (a) Program	0	0
Small Disadvantaged Bus Set-Aside	0	0
Small Business Set-aside	0	0
Buy Indian/Self Determination Act	0	0
No Preference Program or Not Listed	60	4,751
COMMERCIAL ITEM ACQUISITION		
	0	0
SUBJECT TO LABOR STATUTES		
Walsh Healy Act	0	0
Service Contract Act	3	220
Davis Bacon Act	49	4,199
Not Subject to Above Acts	9	433
PRODUCT OR SERVICE		
Supplies & Equipment	0	0
ADP Equipment, Purchase and Lease	0	0
Research & Development	0	0
Construction	45	3,837
Architect & Engineering	11	692
Real Property, Purchase & Lease, or Maintenance	0	0
ADP Services (includes Installation & Maintenance)	1	68
Other Services	4	255

**FEDERAL PROCUREMENT DATA SYSTEM
National Labor Relations Board
Actions Reported in Summary on SF281
Fiscal Year 1998 Through Fourth Quarter**

PART I - PRIME CONTRACTS							
	PROCUREMENT METHODS	Number of Actions (a)	NET DOLLAR AMOUNTS (000)				Total Dollars (f)
			Small Business Concerns (b)	Large Business Concerns (c)	Domestic Outside U.S./ Foreign (d)	Other Entities (e)	
NEW AWARDS AND MODIFICATIONS	1. Tariff or Regulated Acquisitions	0					0
	2. Contracts for Foreign Government or International Organization	0					0
	3. Simplified Acquisitions	385	518	283	0	0	781
	4. Delivery Orders - GSA Schedules Only	337	207	689	0	0	876
	5. Delivery Orders- Other Federal Schedules	0	0	0	0	0	0
	6. Delivery Orders - All Other	11	27	0	0	0	27
	7. Other Procurement Methods	31	472	0	0	0	472
	8. TOTAL NEW AWARDS AND MODIFICATIONS	764	1,224	932	0	0	2,156
COMPETITION	9. Competed	247	332	139	0	0	471
	10. Not Competed	138	186	124	0	0	310
	11. Not Available for Competition	379	706	689	0	0	1,375
MODIFICATIONS	12. TOTAL MODIFICATIONS (Excluding Line 3)	764					2,156

PART II - SELECTED SOCIOECONOMIC STATISTICS (Includes both new awards and modifications)					
TYPE OF CONTRACTOR			PREFERENCE PROGRAMS		
CATEGORY	Number of Actions (a)	Total net Dollars (b)	CATEGORY	Number of Actions (a)	Total net Dollars (b)
Small Business	366	1,224	Small Business Set-Aside	0	0
Small Disadvantaged Business	12	170	Small Disadvantaged Business Set-Aside	10	146
Women-Owned Small Business	26	329	8(a) Contract Award	20	362
JWOD Nonprofit Agency	0	0			
HBCU/MI	0	0			

**National Labor Relations Board
Actions Reported Individually on SF279
Fiscal Year 1998 Through Fourth Quarter**

	Actions	Dollars (000)
TOTAL	81	8,751
CICA APPLICABILITY		
Pre-CICA	0	0
CICA Awards	57	8,460
Simplified Acquisitions	4	291
Subject to Statute other than CICA	0	0
KIND OF CONTRACT ACTION		
Initial Letter Contract	1	37
Def. Contract Superseding Letter	0	0
New Definitive Contract	1	80
Simplified Acquisitions	4	291
Order Under Single Award Indefinite Delivery Contract	30	6,642
Order Under BOA	0	0
Order /Mod Under GSA Schedule	17	1,352
Order/Mod Under Other Federal Schedule	0	0
Modifications	0	0
Order Under Multiple Awards Contract	8	339
Terminations	0	0
SYNOPSIS OF PROCUREMENT PRIOR TO AWARD		
Synopsized Prior to Award	55	7,974
Not Synopsized Due to Urgency	0	0
Not Synopsized for Other Reason	8	777

FEDERAL PROCUREMENT DATA SYSTEM
National Labor Relations Board
Actions Reported Individually on SF279
Fiscal Year 1998 Through Fourth Quarter

	Actions	Dollars (000)
SOLICITATION PROCEDURE		
Full and Open Competition - Sealed Bid	26	2,303
Full and Open Competition - Comp Proposal	4	3,938
Full and Open Competition - Combination	0	0
Architect Engineer	0	0
Basic Research	0	0
Multiple Award Schedule	25	1,829
Alternate Source/Reduced Cost	0	0
Alternate Source/Mobilization	0	0
Alternate Source/Eng R & D	0	0
Set-aside	0	0
Other than Full and Open Competition	2	390
FULL AND OPEN COMPETITION WITH ONLY ONE BIDDER/OFFERER	1	37
AUTHORITY FOR OTHER THAN FULL AND OPEN COMPETITION		
Only One Source	1	45
- Follow-on Contract	0	0
- Utilities (Regulated & Telecommunications)	0	0
Unusual & Compelling Urgency	0	0
Mobilization/Essential R&D	0	0
International Agreement	0	0
Authorized by Statute	1	345
Authorized Resale	0	0
National Security	0	0
Public Interest	0	0
EXTENT COMPETED		
Competed	57	8,215
Not Available for Competition	4	536
Follow-on to Competed Action	0	0
Not Competed	0	0
TYPE OF CONTRACT		
Fixed Price	60	8,406
Cost Reimbursement	1	345
Time and Material	0	0
Labor Hour	0	0
TYPE OF CONTRACTOR		
Small Disadvantaged Business	14	915
Other Small Business	19	5,893
Large Business	28	1,943
JWOD Nonprofit Agency	0	0
Educational, Nonprofit & HBCU/MI	0	0
State & Local Government	0	0
Foreign Contractor	0	0
Domestic Contractor Performing Outside US	0	0
WOMAN-OWNED BUSINESS		
Small	24	6,063
Other	0	0
PREFERENCE PROGRAMS		
Directed JWOD	0	0
8 (a) Program	1	345
Small Disadvantaged Bus Set-Aside	0	0
Small Business Set-aside	30	6,283
Buy Indian/Self Determination Act	0	0
No Preference Program or Not Listed	30	2,143
COMMERCIAL ITEM ACQUISITION	38	8,919
SUBJECT TO LABOR STATUTES		
Wash Healy Act	21	5,390
Service Contract Act	37	2,950
Davis Bacon Act	0	0
Not Subject to Above Acts	3	411
PRODUCT OR SERVICE		
Supplies & Equipment	4	216
ADP Equipment, Purchase and Lease	0	0
Research & Development	0	0
Construction	0	0
Architect & Engineering	0	0
Real Property, Purchase & Lease, or Maintenance	0	0
ADP Services (includes Installation & Maintenance)	2	193
Other Services	55	8,342

**FEDERAL PROCUREMENT DATA SYSTEM
National Mediation Board
Actions Reported in Summary on SF281
Fiscal Year 1998 Through Fourth Quarter**

PART I - PRIME CONTRACTS							
	PROCUREMENT METHODS	Number of Actions (a)	NET DOLLAR AMOUNTS (000)				Total Dollars (f)
			Small Business Concerns (b)	Large Business Concerns (c)	Domestic Outside U.S./ Foreign (d)	Other Entities (e)	
NEW AWARDS AND MODIFICATIONS	1. Tariff or Regulated Acquisitions	0					0
	2. Contracts for Foreign Government or International Organization	0					0
	3. Simplified Acquisitions	69	52	49	0	0	101
	4. Delivery Orders - GSA Schedules Only	60	26	296	0	0	322
	5. Delivery Orders- Other Federal Schedules	0	0	0	0	0	0
	6. Delivery Orders - All Other	0	0	0	0	0	0
	7. Other Procurement Methods	0	0	0	0	0	0
	8. TOTAL NEW AWARDS AND MODIFICATIONS	129	78	345	0	0	423
COMPETITION	9. Competed	65	55	277	0	0	332
	10. Not Competed	43	17	47	0	0	64
	11. Not Available for Competition	21	6	21	0	0	27
MODIFICATIONS	12. TOTAL MODIFICATIONS (Excluding Line 3)	0					0

PART II - SELECTED SOCIOECONOMIC STATISTICS (Includes both new awards and modifications)					
TYPE OF CONTRACTOR			PREFERENCE PROGRAMS		
CATEGORY	Number of Actions (a)	Total net Dollars (b)	CATEGORY	Number of Actions (a)	Total net Dollars (b)
Small Business	49	78	Small Business Set-Aside	0	0
Small Disadvantaged Business	12	6	Small Disadvantaged Business Set-Aside	0	0
Women-Owned Small Business	6	10	8(a) Contract Award	0	0
JWOD Nonprofit Agency	0	0			
HBCU/MI	0	0			

**National Mediation Board
Actions Reported Individually on SF279
Fiscal Year 1998 Through Fourth Quarter**

	Actions	Dollars (000)
TOTAL	215	1,096
CICA APPLICABILITY		
Pre-CICA	0	0
CICA Awards	215	1,096
Simplified Acquisitions	0	0
Subject to Statute other than CICA	0	0
KIND OF CONTRACT ACTION		
Initial Letter Contract	215	1,096
Def. Contract Superseding Letter	0	0
New Definitive Contract	0	0
Simplified Acquisitions	0	0
Order Under Single Award Indefinite Delivery Contract	0	0
Order Under BOA	0	0
Order /Mod Under GSA Schedule	0	0
Order/Mod Under Other Federal Schedule	0	0
Modifications	0	0
Order Under Multiple Awards Contract	0	0
Terminations	0	0
SYNOPSIS OF PROCUREMENT PRIOR TO AWARD		
Synopsized Prior to Award	0	0
Not Synopsized Due to Urgency	0	0
Not Synopsized for Other Reason	215	1,096

FEDERAL PROCUREMENT DATA SYSTEM
National Mediation Board
Actions Reported Individually on SF279
Fiscal Year 1998 Through Fourth Quarter

	Actions	Dollars (000)
SOLICITATION PROCEDURE		
Full and Open Competition - Sealed Bid	0	0
Full and Open Competition - Comp Proposal	0	0
Full and Open Competition - Combination	0	0
Architect Engineer	0	0
Basic Research	0	0
Multiple Award Schedule	0	0
Alternate Source/Reduced Cost	0	0
Alternate Source/Mobilization	0	0
Alternate Source/Eng R & D	0	0
Set-aside	0	0
Other than Full and Open Competition	215	1,096
FULL AND OPEN COMPETITION WITH ONLY ONE BIDDER/OFFERER	0	0
AUTHORITY FOR OTHER THAN FULL AND OPEN COMPETITION		
Only One Source	215	1,096
- Follow-on Contract	0	0
- Utilities (Regulated & Telecommunications)	0	0
Unusual & Compelling Urgency	0	0
Mobilization/Essential R&D	0	0
International Agreement	0	0
Authorized by Statute	0	0
Authorized Resale	0	0
National Security	0	0
Public Interest	0	0
EXTENT COMPETED		
Competed	215	1,096
Not Available for Competition	0	0
Follow-on to Competed Action	0	0
Not Competed	0	0
TYPE OF CONTRACT		
Fixed Price	0	0
Cost Reimbursement	0	0
Time and Material	0	0
Labor Hour	215	1,096
TYPE OF CONTRACTOR		
Small Disadvantaged Business	2	8
Other Small Business	213	1,088
Large Business	0	0
JWOD Nonprofit Agency	0	0
Educational, Nonprofit & HBCU/M	0	0
State & Local Government	0	0
Foreign Contractor	0	0
Domestic Contractor Performing Outside US	0	0
WOMAN-OWNED BUSINESS		
Small	0	0
Other	0	0
PREFERENCE PROGRAMS		
Directed JWOD	0	0
8 (a) Program	0	0
Small Disadvantaged Bus Set-Aside	0	0
Small Business Set-aside	0	0
Buy Indian/Self Determination Act	0	0
No Preference Program or Not Listed	215	1,096
COMMERCIAL ITEM ACQUISITION		
	0	0
SUBJECT TO LABOR STATUTE		
Walsh Healy Act	0	0
Service Contract Act	0	0
Davis Bacon Act	0	0
Not Subject to Above Acts	215	1,096
PRODUCT OR SERVICE		
Supplies & Equipment	0	0
ADP Equipment, Purchase and Lease	0	0
Research & Development	0	0
Construction	0	0
Architect & Engineering	0	0
Real Property, Purchase & Lease, or Maintenance	0	0
ADP Services (includes Installation & Maintenance)	0	0
Other Services	215	1,096

**FEDERAL PROCUREMENT DATA SYSTEM
National Science Foundation
Actions Reported in Summary on SF281
Fiscal Year 1998 Through Fourth Quarter**

PART I - PRIME CONTRACTS							
	PROCUREMENT METHODS	Number of Actions (a)	NET DOLLAR AMOUNTS (000)				Total Dollars (f)
			Small Business Concerns (b)	Large Business Concerns (c)	Domestic Outside U.S./ Foreign (d)	Other Entities (e)	
NEW AWARDS AND MODIFICATIONS	1. Tariff or Regulated Acquisitions	0					0
	2. Contracts for Foreign Government or International Organization	0					0
	3. Simplified Acquisitions	887	2,682	516	0	160	3,358
	4. Delivery Orders - GSA Schedules Only	288	241	1,231	0	0	1,472
	5. Delivery Orders- Other Federal Schedules	50	324	56	0	0	380
	6. Delivery Orders - All Other	0	0	0	0	0	0
	7. Other Procurement Methods	0	0	0	0	0	0
	8. TOTAL NEW AWARDS AND MODIFICATIONS	1,225	3,247	1,803	0	160	5,210
COMPETITION	9. Competed	749	2,194	1,430	0	18	3,642
	10. Not Competed	180	889	332	0	128	1,349
	11. Not Available for Competition	296	164	41	0	14	219
MODIFICATIONS	12. TOTAL MODIFICATIONS (Excluding Line 3)	0					0

PART II - SELECTED SOCIOECONOMIC STATISTICS (Includes both new awards and modifications)					
TYPE OF CONTRACTOR			PREFERENCE PROGRAMS		
CATEGORY	Number of Actions (a)	Total net Dollars (b)	CATEGORY	Number of Actions (a)	Total net Dollars (b)
Small Business	811	3,247	Small Business Set-Aside	523	2,104
Small Disadvantaged Business	36	227	Small Disadvantaged Business Set-Aside	0	0
Women-Owned Small Business	62	339	8(a) Contract Award	0	0
JWOD Nonprofit Agency	0	0			
HBCU/MI	0	0			

**National Science Foundation
Actions Reported Individually on SF279
Fiscal Year 1998 Through Fourth Quarter**

	Actions	Dollars (000)
TOTAL	239	222,517
CICA APPLICABILITY		
Pre-CICA	0	0
CICA Awards	232	173,717
Simplified Acquisitions	0	0
Subject to Statute other than CICA	0	0
KIND OF CONTRACT ACTION		
Initial Letter Contract	0	0
Def. Contract Superseding Letter	0	0
New Definitive Contract	8	5,614
Simplified Acquisitions	0	0
Order Under Single Award Indefinite Delivery Contract	69	7,828
Order Under BOA	0	0
Order /Mod Under GSA Schedule	0	0
Order/Mod Under Other Federal Schedule	0	0
Modifications	162	209,075
Order Under Multiple Awards Contract	0	0
Terminations	0	0
SYNOPSIS OF PROCUREMENT PRIOR TO AWARD		
Synopsized Prior to Award	194	164,936
Not Synopsized Due to Urgency	0	0
Not Synopsized for Other Reason	38	8,781

FEDERAL PROCUREMENT DATA SYSTEM
National Science Foundation
Actions Reported Individually on SF279
Fiscal Year 1998 Through Fourth Quarter

SOLICITATION PROCEDURE	Actions	Dollars (000)
Full and Open Competition - Sealed Bid	0	0
Full and Open Competition - Comp Proposal	156	162,537
Full and Open Competition - Combination	0	0
Architect Engineer	0	0
Basic Research	0	0
Multiple Award Schedule	0	0
Alternate Source/Reduced Cost	0	0
Alternate Source/Mobilization	0	0
Alternate Source/Eng R & D	0	0
Set-aside	32	2,827
Other than Full and Open Competition	44	8,353
FULL AND OPEN COMPETITION WITH ONLY ONE BIDDER/OFFERER	2	1,475
AUTHORITY FOR OTHER THAN FULL AND OPEN COMPETITION		
Only One Source	5	1,019
- Follow-on Contract	0	0
- Utilities (Regulated & Telecommunications)	0	0
Unusual & Compelling Urgency	0	0
Mobilization/Essential R&D	0	0
International Agreement	0	0
Authorized by Statute	39	7,334
Authorized Resale	0	0
National Security	0	0
Public Interest	0	0
EXTENT COMPLETED		
Completed	191	185,670
Not Available for Competition	27	6,081
Follow-on to Completed Action	0	0
Not Completed	14	1,966
TYPE OF CONTRACT		
Fixed Price	36	3,065
Cost Reimbursement	196	170,652
Time and Material	0	0
Labor Hour	0	0
TYPE OF CONTRACTOR		
Small Disadvantaged Business	63	9,037
Other Small Business	45	6,589
Large Business	96	21,243
JWOD Nonprofit Agency	0	0
Educational, Nonprofit & HBCU/MI	23	12,762
State & Local Government	1	127
Foreign Contractor	0	0
Domestic Contractor Performing Outside US	4	123,959
WOMAN-OWNED BUSINESS		
Small	23	5,633
Other	0	0
PREFERENCE PROGRAMS		
Directed JWOD	0	0
8 (a) Program	32	7,707
Small Disadvantaged Bus Set-Aside	0	0
Small Business Set-aside	30	1,438
Buy Indian/Self Determination Act	0	0
No Preference Program or Not Listed	170	164,572
COMMERCIAL ITEM ACQUISITION	0	0
SUBJECT TO LABOR STATUTES		
Walsh Healy Act	0	0
Service Contract Act	41	4,786
Davis Bacon Act	2	197
Not Subject to Above Acts	189	168,734
PRODUCT OR SERVICE		
Supplies & Equipment	0	0
ADP Equipment, Purchase and Lease	0	0
Research & Development	12	172,886
Construction	0	0
Architect & Engineering	0	0
Real Property, Purchase & Lease, or Maintenance	0	0
ADP Services (includes Installation & Maintenance)	93	13,980
Other Services	134	35,851

FEDERAL PROCUREMENT DATA SYSTEM
National Transportation Safety Board
Actions Reported in Summary on SF281
Fiscal Year 1998 Through Fourth Quarter

PART I - PRIME CONTRACTS							
	PROCUREMENT METHODS	Number of Actions (a)	NET DOLLAR AMOUNTS (000)				Total Dollars (f)
			Small Business Concerns (b)	Large Business Concerns (c)	Domestic Outside U.S./ Foreign (d)	Other Entities (e)	
NEW AWARDS AND MODIFICATIONS	1. Tariff or Regulated Acquisitions	0					0
	2. Contracts for Foreign Government or International Organization	0					0
	3. Simplified Acquisitions	0	0	0	0	0	0
	4. Delivery Orders - GSA Schedules Only	0	0	0	0	0	0
	5. Delivery Orders- Other Federal Schedules	0	0	0	0	0	0
	6. Delivery Orders - All Other	0	0	0	0	0	0
	7. Other Procurement Methods	0	0	0	0	0	0
	8. TOTAL NEW AWARDS AND MODIFICATIONS	0	0	0	0	0	0
COMPETITION	9. Competed	0	0	0	0	0	0
	10. Not Competed	0	0	0	0	0	0
	11. Not Available for Competition	0	0	0	0	0	0
MODIFICATIONS	12. TOTAL MODIFICATIONS (Excluding Line 3)	0					0

PART II - SELECTED SOCIOECONOMIC STATISTICS (Includes both new awards and modifications)					
TYPE OF CONTRACTOR			PREFERENCE PROGRAMS		
CATEGORY	Number of Actions (a)	Total net Dollars (b)	CATEGORY	Number of Actions (a)	Total net Dollars (b)
Small Business	0	0	Small Business Set-Aside	0	0
Small Disadvantaged Business	0	0	Small Disadvantaged Business Set-Aside	0	0
Women-Owned Small Business	0	0	8(a) Contract Award	0	0
JWOD Nonprofit Agency	0	0			
HBCU/MI	0	0			

National Transportation Safety Board
Actions Reported Individually on SF279
Fiscal Year 1998 Through Fourth Quarter

	Actions	Dollars (000)
TOTAL	0	0
CICA APPLICABILITY		
Pre-CICA	0	0
CICA Awards	0	0
Simplified Acquisitions	0	0
Subject to Statute other than CICA	0	0
KIND OF CONTRACT ACTION		
Initial Letter Contract	0	0
Def. Contract Superseding Letter	0	0
New Definitive Contract	0	0
Simplified Acquisitions	0	0
Order Under Single Award Indefinite Delivery Contract	0	0
Order Under BOA	0	0
Order /Mod Under GSA Schedule	0	0
Order/Mod Under Other Federal Schedule	0	0
Modifications	0	0
Order Under Multiple Awards Contract	0	0
Terminations	0	0
SYNOPSIS OF PROCUREMENT PRIOR TO AWARD		
Synopsisized Prior to Award	0	0
Not Synopsisized Due to Urgency	0	0
Not Synopsisized for Other Reason	0	0

FEDERAL PROCUREMENT DATA SYSTEM
National Transportation Safety Board
Actions Reported Individually on SF279
Fiscal Year 1998 Through Fourth Quarter

SOLICITATION PROCEDURE	Actions	Dollars (000)
Full and Open Competition - Sealed Bid	0	0
Full and Open Competition - Comp Proposal	0	0
Full and Open Competition - Combination	0	0
Architect Engineer	0	0
Basic Research	0	0
Multiple Award Schedule	0	0
Alternate Source/Reduced Cost	0	0
Alternate Source/Mobilization	0	0
Alternate Source/Eng R & D	0	0
Set-aside	0	0
Other than Full and Open Competition	0	0
FULL AND OPEN COMPETITION WITH ONLY ONE BIDDER/OFFERER	0	0
AUTHORITY FOR OTHER THAN FULL AND OPEN COMPETITION		
Only One Source	0	0
- Follow-on Contract	0	0
- Utilities (Regulated & Telecommunications)	0	0
Unusual & Compelling Urgency	0	0
Mobilization/Essential R&D	0	0
International Agreement	0	0
Authorized by Statute	0	0
Authorized Resale	0	0
National Security	0	0
Public Interest	0	0
EXTENT COMPETED		
Competed	0	0
Not Available for Competition	0	0
Follow-on to Competed Action	0	0
Not Competed	0	0
TYPE OF CONTRACT		
Fixed Price	0	0
Cost Reimbursement	0	0
Time and Material	0	0
Labor Hour	0	0
TYPE OF CONTRACTOR		
Small Disadvantaged Business	0	0
Other Small Business	0	0
Large Business	0	0
JWOD Nonprofit Agency	0	0
Educational, Nonprofit & HBCU/MI	0	0
State & Local Government	0	0
Foreign Contractor	0	0
Domestic Contractor Performing Outside US	0	0
WOMAN-OWNED BUSINESS		
Small	0	0
Other	0	0
PREFERENCE PROGRAMS		
Directed JWOD	0	0
8 (a) Program	0	0
Small Disadvantaged Bus Set-Aside	0	0
Small Business Set-aside	0	0
Buy Indian/Self Determination Act	0	0
No Preference Program or Not Listed	0	0
COMMERCIAL ITEM ACQUISITION	0	0
SUBJECT TO LABOR STATUTES		
Wash Healy Act	0	0
Service Contract Act	0	0
Davis Bacon Act	0	0
Not Subject to Above Acts	0	0
PRODUCT OR SERVICE		
Supplies & Equipment	0	0
ADP Equipment, Purchase and Lease	0	0
Research & Development	0	0
Construction	0	0
Architect & Engineering	0	0
Real Property, Purchase & Lease, or Maintenance	0	0
ADP Services (includes Installation & Maintenance)	0	0
Other Services	0	0

**FEDERAL PROCUREMENT DATA SYSTEM
Nuclear Regulatory Commission
Actions Reported in Summary on SF281
Fiscal Year 1998 Through Fourth Quarter**

PART I - PRIME CONTRACTS							
	PROCUREMENT METHODS	Number of Actions (a)	NET DOLLAR AMOUNTS (000)				Total Dollars (f)
			Small Business Concerns (b)	Large Business Concerns (c)	Domestic Outside U.S./ Foreign (d)	Other Entities (e)	
NEW AWARDS AND MODIFICATIONS	1. Tariff or Regulated Acquisitions	0					0
	2. Contracts for Foreign Government or International Organization	0					0
	3. Simplified Acquisitions	1,788	1,876	1,256	0	289	3,221
	4. Delivery Orders - GSA Schedules Only	184	205	154	0	78	437
	5. Delivery Orders- Other Federal Schedules	0	0	0	0	0	0
	6. Delivery Orders - All Other	0	0	0	0	0	0
	7. Other Procurement Methods	38	0	0	0	95	95
	8. TOTAL NEW AWARDS AND MODIFICATIONS	1,990	1,881	1,410	0	462	3,753
COMPETITION	9. Competed	200	715	248	0	16	979
	10. Not Competed	255	755	1,098	0	377	2,230
	11. Not Available for Competition	1,535	411	64	0	69	544
MODIFICATIONS	12. TOTAL MODIFICATIONS (Excluding Line 3)	1,055					2,046

PART II - SELECTED SOCIOECONOMIC STATISTICS (Includes both new awards and modifications)					
TYPE OF CONTRACTOR			PREFERENCE PROGRAMS		
CATEGORY	Number of Actions (a)	Total net Dollars (b)	CATEGORY	Number of Actions (a)	Total net Dollars (b)
Small Business	1,456	1,881	Small Business Set-Aside	299	780
Small Disadvantaged Business	3	20	Small Disadvantaged Business Set-Aside	0	0
Women-Owned Small Business	7	9	8(a) Contract Award	0	0
JWOD Nonprofit Agency	86	162			
HBCU/MI	0	0			

**Nuclear Regulatory Commission
Actions Reported Individually on SF279
Fiscal Year 1998 Through Fourth Quarter**

	Actions	Dollars (000)
TOTAL	405	21,190
CICA APPLICABILITY		
Pre-CICA	4	393
CICA Awards	396	20,487
Simplified Acquisitions	2	167
Subject to Statute other than CICA	3	143
KIND OF CONTRACT ACTION		
Initial Letter Contract	0	0
Def. Contract Superseding Letter	1	16
New Definitive Contract	19	3,827
Simplified Acquisitions	1	42
Order Under Single Award Indefinite Delivery Contract	88	4,072
Order Under BOA	0	0
Order /Mod Under GSA Schedule	17	3,191
Order/Mod Under Other Federal Schedule	0	0
Modifications	273	10,489
Order Under Multiple Awards Contract	1	32
Terminations	5	-479
SYNOPSIS OF PROCUREMENT PRIOR TO AWARD		
Synopsized Prior to Award	271	10,504
Not Synopsized Due to Urgency	2	347
Not Synopsized for Other Reason	132	10,339

FEDERAL PROCUREMENT DATA SYSTEM
Nuclear Regulatory Commission
Actions Reported Individually on SF279
Fiscal Year 1998 Through Fourth Quarter

	Actions	Dollars (000)
SOLICITATION PROCEDURE		
Full and Open Competition - Sealed Bid	7	50
Full and Open Competition - Comp Proposal	264	7,868
Full and Open Competition - Combination	1	100
Architect Engineer	2	367
Basic Research	2	181
Multiple Award Schedule	17	3,191
Alternate Source/Reduced Cost	0	0
Alternate Source/Mobilization	0	0
Alternate Source/Eng R & D	0	0
Set-aside	19	1,288
Other than Full and Open Competition	84	7,432
FULL AND OPEN COMPETITION WITH ONLY ONE BIDDER/OFFERER	28	1,448
AUTHORITY FOR OTHER THAN FULL AND OPEN COMPETITION		
Only One Source	25	3,298
- Follow-on Contract	0	0
- Utilities (Regulated & Telecommunications)	0	0
Unusual & Compelling Urgency	2	347
Mobilization/Essential R&D	7	387
International Agreement	0	0
Authorized by Statute	48	3,327
Authorized Resale	2	75
National Security	0	0
Public Interest	0	0
EXTENT COMPETED		
Competed	324	13,914
Not Available for Competition	53	4,409
Follow-on to Competed Action	1	32
Not Competed	27	2,835
TYPE OF CONTRACT		
Fixed Price	115	9,306
Cost Reimbursement	286	11,317
Time and Material	3	400
Labor Hour	1	167
TYPE OF CONTRACTOR		
Small Disadvantaged Business	64	4,102
Other Small Business	142	8,937
Large Business	160	2,935
JWOD Nonprofit Agency	0	0
Educational, Nonprofit & HBCU/MI	27	2,537
State & Local Government	12	2,679
Foreign Contractor	0	0
Domestic Contractor Performing Outside US	0	0
WOMAN-OWNED BUSINESS		
Small	31	3,348
Other	0	0
PREFERENCE PROGRAMS		
Directed JWOD	0	0
8 (a) Program	50	3,052
Small Disadvantaged Bus Set-Aside	2	46
Small Business Set-aside	76	5,520
Buy Indian/Self Determination Act	0	0
No Preference Program or Not Listed	277	12,572
COMMERCIAL ITEM ACQUISITION	41	3,304
SUBJECT TO LABOR STATUTES		
Walsh Healy Act	8	2,101
Service Contract Act	53	4,461
Davis Bacon Act	1	5
Not Subject to Above Acts	343	14,623
PRODUCT OR SERVICE		
Supplies & Equipment	10	910
ADP Equipment, Purchase and Lease	16	3,581
Research & Development	33	5,105
Construction	2	8
Architect & Engineering	7	515
Real Property, Purchase & Lease, or Maintenance	0	0
ADP Services (includes Installation & Maintenance)	55	4,517
Other Services	282	6,554

FEDERAL PROCUREMENT DATA SYSTEM
Occupational Safety and Health Review Commission
Actions Reported in Summary on SF281
Fiscal Year 1998 Through Fourth Quarter

PART I - PRIME CONTRACTS							
	PROCUREMENT METHODS	Number of Actions (a)	NET DOLLAR AMOUNTS (000)				Total Dollars (f)
			Small Business Concerns (b)	Large Business Concerns (c)	Domestic Outside U.S./ Foreign (d)	Other Entities (e)	
NEW AWARDS AND MODIFICATIONS	1. Tariff or Regulated Acquisitions	0					0
	2. Contracts for Foreign Government or International Organization	0					0
	3. Simplified Acquisitions	167	300	69	2	0	371
	4. Delivery Orders - GSA Schedules Only	61	41	127	0	0	168
	5. Delivery Orders- Other Federal Schedules	2	0	18	0	0	18
	6. Delivery Orders - All Other	0	0	0	0	0	0
	7. Other Procurement Methods	38	0	0	0	72	72
	8. TOTAL NEW AWARDS AND MODIFICATIONS	268	341	214	2	72	628
COMPETITION	9. Competed	230	341	214	2	0	557
	10. Not Competed	0	0	0	0	0	0
	11. Not Available for Competition	38	0	0	0	72	72
MODIFICATIONS	12. TOTAL MODIFICATIONS (Excluding Line 3)	8					3

PART II - SELECTED SOCIOECONOMIC STATISTICS (Includes both new awards and modifications)					
TYPE OF CONTRACTOR			PREFERENCE PROGRAMS		
CATEGORY	Number of Actions (a)	Total net Dollars (b)	CATEGORY	Number of Actions (a)	Total net Dollars (b)
Small Business	152	341	Small Business Set-Aside	0	0
Small Disadvantaged Business	0	0	Small Disadvantaged Business Set-Aside	0	0
Women-Owned Small Business	15	66	8(a) Contract Award	0	0
JWOD Nonprofit Agency	0	0			
HBCU/M	0	0			

Occupational Safety and Health Review Commission
Actions Reported Individually on SF279
Fiscal Year 1998 Through Fourth Quarter

	Actions	Dollars (000)
TOTAL	0	0
CICA APPLICABILITY		
Pre-CICA	0	0
CICA Awards	0	0
Simplified Acquisitions	0	0
Subject to Statute other than CICA	0	0
KIND OF CONTRACT ACTION		
Initial Letter Contract	0	0
Def. Contract Superseding Letter	0	0
New Definitive Contract	0	0
Simplified Acquisitions	0	0
Order Under Single Award Indefinite Delivery Contract	0	0
Order Under BOA	0	0
Order /Mod Under GSA Schedule	0	0
Order/Mod Under Other Federal Schedule	0	0
Modifications	0	0
Order Under Multiple Awards Contract	0	0
Terminations	0	0
SYNOPSIS OF PROCUREMENT PRIOR TO AWARD		
Synopsized Prior to Award	0	0
Not Synopsized Due to Urgency	0	0
Not Synopsized for Other Reason	0	0

FEDERAL PROCUREMENT DATA SYSTEM
Occupational Safety and Health Review Commission
Actions Reported Individually on SF279
Fiscal Year 1998 Through Fourth Quarter

	Actions	Dollars (000)
SOLICITATION PROCEDURE		
Full and Open Competition - Sealed Bid	0	0
Full and Open Competition - Comp Proposal	0	0
Full and Open Competition - Combination	0	0
Architect Engineer	0	0
Basic Research	0	0
Multiple Award Schedule	0	0
Alternate Source/Reduced Cost	0	0
Alternate Source/Mobilization	0	0
Alternate Source/Eng R & D	0	0
Set-aside	0	0
Other than Full and Open Competition	0	0
FULL AND OPEN COMPETITION WITH ONLY ONE BIDDER/OFFERER	0	0
AUTHORITY FOR OTHER THAN FULL AND OPEN COMPETITION		
Only One Source	0	0
- Follow-on Contract	0	0
- Utilities (Regulated & Telecommunications)	0	0
Unusual & Compelling Urgency	0	0
Mobilization/Essential R&D	0	0
International Agreement	0	0
Authorized by Statute	0	0
Authorized Resale	0	0
National Security	0	0
Public Interest	0	0
EXTENT COMPETED		
Competed	0	0
Not Available for Competition	0	0
Follow-on to Competed Action	0	0
Not Competed	0	0
TYPE OF CONTRACT		
Fixed Price	0	0
Cost Reimbursement	0	0
Time and Material	0	0
Labor Hour	0	0
TYPE OF CONTRACTOR		
Small Disadvantaged Business	0	0
Other Small Business	0	0
Large Business	0	0
JWOD Nonprofit Agency	0	0
Educational, Nonprofit & HBCU/MI	0	0
State & Local Government	0	0
Foreign Contractor	0	0
Domestic Contractor Performing Outside US	0	0
WOMAN-OWNED BUSINESS		
Small	0	0
Other	0	0
PREFERENCE PROGRAMS		
Directed JWOD	0	0
8 (a) Program	0	0
Small Disadvantaged Bus Set-Aside	0	0
Small Business Set-aside	0	0
Buy Indian/Self Determination Act	0	0
No Preference Program or Not Listed	0	0
COMMERCIAL ITEM ACQUISITION		
	0	0
SUBJECT TO LABOR STATUTES		
Walsh Healy Act	0	0
Service Contract Act	0	0
Davis Bacon Act	0	0
Not Subject to Above Acts	0	0
PRODUCT OR SERVICE		
Supplies & Equipment	0	0
ADP Equipment, Purchase and Lease	0	0
Research & Development	0	0
Construction	0	0
Architect & Engineering	0	0
Real Property, Purchase & Lease, or Maintenance	0	0
ADP Services (includes Installation & Maintenance)	0	0
Other Services	0	0

FEDERAL PROCUREMENT DATA SYSTEM
Office of Personnel Management
Actions Reported in Summary on SF281
Fiscal Year 1998 Through Fourth Quarter

PART I - PRIME CONTRACTS							
	PROCUREMENT METHODS	Number of Actions (a)	NET DOLLAR AMOUNTS (000)				Total Dollars (f)
			Small Business Concerns (b)	Large Business Concerns (c)	Domestic Outside U.S./ Foreign (d)	Other Entities (e)	
NEW AWARDS AND MODIFICATIONS	1. Tariff or Regulated Acquisitions	0					0
	2. Contracts for Foreign Government or International Organization	0					0
	3. Simplified Acquisitions	6,480	10,265	5,480	2	385	16,141
	4. Delivery Orders - GSA Schedules Only	419	494	936	2	0	1,432
	5. Delivery Orders - Other Federal Schedules	0	0	0	0	0	0
	6. Delivery Orders - All Other	5	48	0	0	0	48
	7. Other Procurement Methods	0	0	0	0	0	0
	8. TOTAL NEW AWARDS AND MODIFICATIONS	6,904	10,807	6,425	4	385	17,621
COMPETITION	9. Competed	1,360	4,861	4,112	0	89	9,042
	10. Not Competed	2,076	3,195	1,424	0	103	4,722
	11. Not Available for Competition	3,468	2,751	889	4	213	3,857
MODIFICATIONS	12. TOTAL MODIFICATIONS (Excluding Line 3)	0					0

PART II - SELECTED SOCIOECONOMIC STATISTICS (Includes both new awards and modifications)					
TYPE OF CONTRACTOR			PREFERENCE PROGRAMS		
CATEGORY	Number of Actions (a)	Total net Dollars (b)	CATEGORY	Number of Actions (a)	Total net Dollars (b)
Small Business	3,986	10,807	Small Business Set-Aside	0	0
Small Disadvantaged Business	88	300	Small Disadvantaged Business Set-Aside	0	0
Women-Owned Small Business	630	1,087	8(a) Contract Award	0	0
JWOD Nonprofit Agency	1	1			
HBCU/MI	0	0			

Office of Personnel Management
Actions Reported Individually on SF279
Fiscal Year 1998 Through Fourth Quarter

	Actions	Dollars (000)
TOTAL	2,633	147,904
CICA APPLICABILITY		
Pre-CICA	0	0
CICA Awards	2,630	147,757
Simplified Acquisitions	0	0
Subject to Statute other than CICA	3	147
KIND OF CONTRACT ACTION		
Initial Letter Contract	0	0
Def. Contract Superseding Letter	0	0
New Definitive Contract	24	5,132
Simplified Acquisitions	0	0
Order Under Single Award Indefinite Delivery Contract	2,528	132,559
Order Under BOA	0	0
Order /Mod Under GSA Schedule	81	10,213
Order/Mod Under Other Federal Schedule	0	0
Modifications	0	0
Order Under Multiple Awards Contract	0	0
Terminations	0	0
SYNOPSIS OF PROCUREMENT PRIOR TO AWARD		
Synopsized Prior to Award	2,424	66,818
Not Synopsized Due to Urgency	0	0
Not Synopsized for Other Reason	209	81,086

FEDERAL PROCUREMENT DATA SYSTEM
Office of Personnel Management
Actions Reported Individually on SF279
Fiscal Year 1998 Through Fourth Quarter

SOLICITATION PROCEDURE	Actions	Dollars (000)
Full and Open Competition - Sealed Bid	0	0
Full and Open Competition - Comp Proposal	2,301	55,289
Full and Open Competition - Combination	0	0
Architect Engineer	0	0
Basic Research	0	0
Multiple Award Schedule	86	10,361
Alternate Source/Reduced Cost	0	0
Alternate Source/Mobilization	0	0
Alternate Source/Eng R & D	0	0
Set-aside	152	80,700
Other than Full and Open Competition	91	1,407
FULL AND OPEN COMPETITION WITH ONLY ONE BIDDER/OFFERER	20	1,914
AUTHORITY FOR OTHER THAN FULL AND OPEN COMPETITION		
Only One Source	90	1,176
- Follow-on Contract	0	0
- Utilities (Regulated & Telecommunications)	78	660
Unusual & Compelling Urgency	0	0
Mobilization/Essential R&D	0	0
International Agreement	0	0
Authorized by Statute	1	231
Authorized Resale	0	0
National Security	0	0
Public Interest	0	0
EXTENT COMPETED		
Competed	2,541	146,456
Not Available for Competition	64	369
Follow-on to Competed Action	0	0
Not Competed	28	1,079
TYPE OF CONTRACT		
Fixed Price	2,628	146,247
Cost Reimbursement	3	1,641
Time and Material	0	0
Labor Hour	2	18
TYPE OF CONTRACTOR		
Small Disadvantaged Business	216	7,304
Other Small Business	892	96,300
Large Business	1,515	43,870
JWOD Nonprofit Agency	1	290
Educational, Nonprofit & HBCU/MI	8	106
State & Local Government	0	0
Foreign Contractor	1	34
Domestic Contractor Performing Outside US	0	0
WOMAN-OWNED BUSINESS		
Small	1	124
Other	0	0
PREFERENCE PROGRAMS		
Directed JWOD	0	0
8 (a) Program	204	7,057
Small Disadvantaged Bus Set-Aside	0	0
Small Business Set-aside	719	15,131
Buy Indian/Self Determination Act	0	0
No Preference Program or Not Listed	1,710	125,716
COMMERCIAL ITEM ACQUISITION	36	7,707
SUBJECT TO LABOR STATUTES		
Walsh Healy Act	70	8,796
Service Contract Act	304	90,262
Davis Bacon Act	0	0
Not Subject to Above Acts	2,259	48,846
PRODUCT OR SERVICE		
Supplies & Equipment	25	1,153
ADP Equipment, Purchase and Lease	47	7,362
Research & Development	0	0
Construction	0	0
Architect & Engineering	0	0
Real Property, Purchase & Lease, or Maintenance	4	451
ADP Services (includes Installation & Maintenance)	148	14,241
Other Services	2,409	124,697

FEDERAL PROCUREMENT DATA SYSTEM
Peace Corps
Actions Reported in Summary on SF281
Fiscal Year 1998 Through Fourth Quarter

PART I - PRIME CONTRACTS							
	PROCUREMENT METHODS	Number of Actions (a)	NET DOLLAR AMOUNTS (000)				Total Dollars (f)
			Small Business Concerns (b)	Large Business Concerns (c)	Domestic Outside U.S./ Foreign (d)	Other Entities (e)	
NEW AWARDS AND MODIFICATIONS	1. Tariff or Regulated Acquisitions	1					13
	2. Contracts for Foreign Government or International Organization	43					527
	3. Simplified Acquisitions	7,692	1,725	1,003	260	14,953	17,941
	4. Delivery Orders - GSA Schedules Only	30	106	43	0	2	151
	5. Delivery Orders- Other Federal Schedules	1	0	0	0	0	0
	6. Delivery Orders - All Other	12	67	24	71	0	162
	7. Other Procurement Methods	29	116	2	0	0	118
	8. TOTAL NEW AWARDS AND MODIFICATIONS	7,808	2,014	1,072	331	14,955	18,912
COMPETITION	9. Competed	1,393	785	84	250	8,604	9,723
	10. Not Competed	194	454	12	2	574	1,042
	11. Not Available for Competition	6,221	775	976	79	5,777	7,607
MODIFICATIONS	12. TOTAL MODIFICATIONS (Excluding Line 3)	20					85

PART II - SELECTED SOCIOECONOMIC STATISTICS (Includes both new awards and modifications)					
TYPE OF CONTRACTOR			PREFERENCE PROGRAMS		
CATEGORY	Number of Actions (a)	Total net Dollars (b)	CATEGORY	Number of Actions (a)	Total net Dollars (b)
Small Business	3,786	2,014	Small Business Set-Aside	69	443
Small Disadvantaged Business	46	300	Small Disadvantaged Business Set-Aside	1	7
Women-Owned Small Business	20	89	8(a) Contract Award	1	0
JWOD Nonprofit Agency	0	0			
HBCU/MI	0	0			

Peace Corps
Actions Reported Individually on SF279
Fiscal Year 1998 Through Fourth Quarter

	Actions	Dollars (000)
TOTAL	87	12,143
CICA APPLICABILITY		
Pre-CICA	0	0
CICA Awards	89	11,878
Simplified Acquisitions	7	237
Subject to Statute other than CICA	1	28
KIND OF CONTRACT ACTION		
Initial Letter Contract	1	28
Def. Contract Superseding Letter	2	312
New Definitive Contract	51	2,173
Simplified Acquisitions	7	237
Order Under Single Award Indefinite Delivery Contract	0	0
Order Under BOA	0	0
Order /Mod Under GSA Schedule	6	574
Order/Mod Under Other Federal Schedule	0	0
Modifications	30	8,819
Order Under Multiple Awards Contract	0	0
Terminations	0	0
SYNOPSIS OF PROCUREMENT PRIOR TO AWARD		
Synopsized Prior to Award	44	9,254
Not Synopsized Due to Urgency	0	0
Not Synopsized for Other Reason	53	2,889

FEDERAL PROCUREMENT DATA SYSTEM
Peace Corps
Actions Reported Individually on SF279
Fiscal Year 1998 Through Fourth Quarter

	Actions	Dollars (000)
SOLICITATION PROCEDURE		
Full and Open Competition - Sealed Bid	31	2,097
Full and Open Competition - Comp Proposal	33	7,902
Full and Open Competition - Combination	1	62
Architect Engineer	0	0
Basic Research	0	0
Multiple Award Schedule	7	718
Alternate Source/Reduced Cost	0	0
Alternate Source/Mobilization	0	0
Alternate Source/Eng R & D	0	0
Set-aside	0	0
Other than Full and Open Competition	17	1,101
FULL AND OPEN COMPETITION WITH ONLY ONE BIDDER/OFFERER	13	1,774
AUTHORITY FOR OTHER THAN FULL AND OPEN COMPETITION		
Only One Source	14	578
- Follow-on Contract	6	252
- Utilities (Regulated & Telecommunications)	0	0
Unusual & Compelling Urgency	0	0
Mobilization/Essential R&D	0	0
International Agreement	0	0
Authorized by Statute	3	523
Authorized Resale	0	0
National Security	0	0
Public Interest	0	0
EXTENT COMPETED		
Competed	79	11,044
Not Available for Competition	2	468
Follow-on to Competed Action	0	0
Not Competed	16	631
TYPE OF CONTRACT		
Fixed Price	87	8,663
Cost Reimbursement	7	2,626
Time and Material	0	0
Labor Hour	3	854
TYPE OF CONTRACTOR		
Small Disadvantaged Business	7	1,261
Other Small Business	21	2,599
Large Business	14	5,224
JWOD Nonprofit Agency	1	62
Educational, Nonprofit & HBCU/MI	2	699
State & Local Government	0	0
Foreign Contractor	35	1,377
Domestic Contractor Performing Outside US	17	921
WOMAN-OWNED BUSINESS		
Small	3	374
Other	0	0
PREFERENCE PROGRAMS		
Directed JWOD	0	0
8 (a) Program	4	899
Small Disadvantaged Bus Set-Aside	0	0
Small Business Set-aside	2	310
Buy Indian/Self Determination Act	0	0
No Preference Program or Not Listed	91	10,934
COMMERCIAL ITEM ACQUISITION	13	806
SUBJECT TO LABOR STATUTES		
Walsh Healy Act	4	236
Service Contract Act	4	1,035
Davis Bacon Act	0	0
Not Subject to Above Acts	89	10,872
PRODUCT OR SERVICE		
Supplies & Equipment	5	198
ADP Equipment, Purchase and Lease	5	597
Research & Development	0	0
Construction	0	0
Architect & Engineering	0	0
Real Property, Purchase & Lease, or Maintenance	12	490
ADP Services (includes Installation & Maintenance)	1	9
Other Services	74	10,849

**FEDERAL PROCUREMENT DATA SYSTEM
 Railroad Retirement Board
 Actions Reported in Summary on SF281
 Fiscal Year 1998 Through Fourth Quarter**

PART I - PRIME CONTRACTS							
	PROCUREMENT METHODS	Number of Actions (a)	NET DOLLAR AMOUNTS (000)				
			Small Business Concerns (b)	Large Business Concerns (c)	Domestic Outside U.S./ Foreign (d)	Other Entities (e)	Total Dollars (f)
NEW AWARDS AND MODIFICATIONS	1. Tariff or Regulated Acquisitions	0				0	
	2. Contracts for Foreign Government or International Organization	0				0	
	3. Simplified Acquisitions	1,804	899	1,054	0	40	1,993
	4. Delivery Orders - GSA Schedules Only	239	184	472	0	0	836
	5. Delivery Orders- Other Federal Schedules	2	0	6	0	0	6
	6. Delivery Orders - All Other	0	0	0	0	0	0
	7. Other Procurement Methods	0	0	0	0	0	0
	8. TOTAL NEW AWARDS AND MODIFICATIONS	2,145	1,063	1,532	0	40	2,635
COMPETITION	9. Competed	372	459	837	0	4	1,300
	10. Not Competed	66	84	326	0	8	428
	11. Not Available for Competition	1,707	510	369	0	28	907
MODIFICATIONS	12. TOTAL MODIFICATIONS (Excluding Line 3)	0					0

PART II - SELECTED SOCIOECONOMIC STATISTICS (Includes both new awards and modifications)					
TYPE OF CONTRACTOR			PREFERENCE PROGRAMS		
CATEGORY	Number of Actions (a)	Total net Dollars (b)	CATEGORY	Number of Actions (a)	Total net Dollars (b)
Small Business	941	801	Small Business Set-Aside	250	262
Small Disadvantaged Business	0	0	Small Disadvantaged Business Set-Aside	0	0
Women-Owned Small Business	0	0	8(a) Contract Award	0	0
JWOD Nonprofit Agency	0	0			
HBCU/MI	0	0			

**Railroad Retirement Board
 Actions Reported Individually on SF279
 Fiscal Year 1998 Through Fourth Quarter**

	Actions	Dollars (000)
TOTAL	50	6,747
CICA APPLICABILITY		
Pre-CICA	0	0
CICA Awards	49	6,721
Simplified Acquisitions	1	26
Subject to Statute other than CICA	0	0
KIND OF CONTRACT ACTION		
Initial Letter Contract	1	28
Def. Contract Superseding Letter	0	0
New Definitive Contract	9	1,801
Simplified Acquisitions	1	26
Order Under Single Award Indefinite Delivery Contract	1	77
Order Under BOA	0	0
Order /Mod Under GSA Schedule	16	1,267
Order/Mod Under Other Federal Schedule	0	0
Modifications	15	2,735
Order Under Multiple Awards Contract	7	1,013
Terminations	0	0
SYNOPSIS OF PROCUREMENT PRIOR TO AWARD		
Synopsized Prior to Award	42	6,288
Not Synopsized Due to Urgency	0	0
Not Synopsized for Other Reason	8	458

FEDERAL PROCUREMENT DATA SYSTEM
Railroad Retirement Board
Actions Reported Individually on SF279
Fiscal Year 1998 Through Fourth Quarter

SOLICITATION PROCEDURE	Actions	Dollars (000)
Full and Open Competition - Sealed Bid	0	0
Full and Open Competition - Comp Proposal	26	4,640
Full and Open Competition - Combination	0	0
Architect Engineer	0	0
Basic Research	0	0
Multiple Award Schedule	19	1,778
Alternate Source/Reduced Cost	0	0
Alternate Source/Mobilization	0	0
Alternate Source/Eng R & D	0	0
Set-aside	0	0
Other than Full and Open Competition	4	303
FULL AND OPEN COMPETITION WITH ONLY ONE BIDDER/OFFERER	0	0
AUTHORITY FOR OTHER THAN FULL AND OPEN COMPETITION		
Only One Source	3	275
- Follow-on Contract	0	0
- Utilities (Regulated & Telecommunications)	0	0
Unusual & Compelling Urgency	1	28
Mobilization/Essential R&D	0	0
International Agreement	0	0
Authorized by Statute	0	0
Authorized Resale	0	0
National Security	0	0
Public Interest	0	0
EXTENT COMPETED		
Competed	46	6,444
Not Available for Competition	0	0
Follow-on to Competed Action	0	0
Not Competed	4	303
TYPE OF CONTRACT		
Fixed Price	50	6,747
Cost Reimbursement	0	0
Time and Material	0	0
Labor Hour	0	0
TYPE OF CONTRACTOR		
Small Disadvantaged Business	8	707
Other Small Business	12	1,666
Large Business	30	4,374
JWOD Nonprofit Agency	0	0
Educational, Nonprofit & HBCU/MI	0	0
State & Local Government	0	0
Foreign Contractor	0	0
Domestic Contractor Performing Outside US	0	0
WOMAN-OWNED BUSINESS		
Small	7	679
Other	0	0
PREFERENCE PROGRAMS		
Directed JWOD	0	0
8 (a) Program	0	0
Small Disadvantaged Bus Set-Aside	0	0
Small Business Set-aside	4	694
Buy Indian/Self Determination Act	0	0
No Preference Program or Not Listed	46	6,053
COMMERCIAL ITEM ACQUISITION	2	248
SUBJECT TO LABOR STATUTES		
Walsh Healy Act	20	1,603
Service Contract Act	9	1,070
Davis Bacon Act	0	0
Not Subject to Above Acts	21	4,074
PRODUCT OR SERVICE		
Supplies & Equipment	1	28
ADP Equipment, Purchase and Lease	19	1,647
Research & Development	0	0
Construction	0	0
Architect & Engineering	0	0
Real Property, Purchase & Lease, or Maintenance	0	0
ADP Services (includes Installation & Maintenance)	10	1,238
Other Services	20	3,834

FEDERAL PROCUREMENT DATA SYSTEM
Securities and Exchange Commission
Actions Reported in Summary on SF281
Fiscal Year 1998 Through Fourth Quarter

PART I - PRIME CONTRACTS							
	PROCUREMENT METHODS	Number of Actions (a)	NET DOLLAR AMOUNTS (000)				Total Dollars (f)
			Small Business Concerns (b)	Large Business Concerns (c)	Domestic Outside U.S./ Foreign (d)	Other Entities (e)	
NEW AWARDS AND MODIFICATIONS	1. Tariff or Regulated Acquisitions	0					0
	2. Contracts for Foreign Government or International Organization	0					0
	3. Simplified Acquisitions	1,518	6,886	628	0	0	7,514
	4. Delivery Orders - GSA Schedules Only	154	480	378	0	0	858
	5. Delivery Orders- Other Federal Schedules	0	0	0	0	0	0
	6. Delivery Orders - All Other	0	0	0	0	0	0
	7. Other Procurement Methods	0	0	0	0	0	0
	8. TOTAL NEW AWARDS AND MODIFICATIONS	1,672	7,366	1,006	0	0	8,372
COMPETITION	9. Competed	366	1,487	687	0	0	2,174
	10. Not Competed	1,306	5,879	319	0	0	6,198
	11. Not Available for Competition	0	0	0	0	0	0
MODIFICATIONS	12. TOTAL MODIFICATIONS (Excluding Line 3)	0					0

PART II - SELECTED SOCIOECONOMIC STATISTICS (Includes both new awards and modifications)					
TYPE OF CONTRACTOR			PREFERENCE PROGRAMS		
CATEGORY	Number of Actions (a)	Total net Dollars (b)	CATEGORY	Number of Actions (a)	Total net Dollars (b)
Small Business	1,455	7,366	Small Business Set-Aside	1,342	6,612
Small Disadvantaged Business	0	0	Small Disadvantaged Business Set-Aside	0	0
Women-Owned Small Business	0	0	8(a) Contract Award	0	0
JWOD Nonprofit Agency	0	0			
HBCU/MI	0	0			

Securities and Exchange Commission
Actions Reported Individually on SF279
Fiscal Year 1998 Through Fourth Quarter

	Actions	Dollars (000)
TOTAL	147	33,677
CICA APPLICABILITY		
Pre-CICA	0	0
CICA Awards	89	24,856
Simplified Acquisitions	47	5,131
Subject to Statute other than CICA	11	3,690
KIND OF CONTRACT ACTION		
Initial Letter Contract	1	112
Def. Contract Superseding Letter	0	0
New Definitive Contract	11	7,362
Simplified Acquisitions	45	5,067
Order Under Single Award Indefinite Delivery Contract	21	2,623
Order Under BOA	0	0
Order /Mod Under GSA Schedule	48	5,915
Order/Mod Under Other Federal Schedule	0	0
Modifications	17	9,479
Order Under Multiple Awards Contract	4	3,119
Terminations	0	0
SYNOPSIS OF PROCUREMENT PRIOR TO AWARD		
Synopsized Prior to Award	63	13,163
Not Synopsized Due to Urgency	6	358
Not Synopsized for Other Reason	78	20,156

FEDERAL PROCUREMENT DATA SYSTEM
Securities and Exchange Commission
 Actions Reported Individually on SF279
 Fiscal Year 1998 Through Fourth Quarter

	Actions	Dollars (000)
SOLICITATION PROCEDURE		
Full and Open Competition - Sealed Bid	0	0
Full and Open Competition - Comp Proposal	12	15,067
Full and Open Competition - Combination	0	0
Architect Engineer	0	0
Basic Research	0	0
Multiple Award Schedule	49	5,967
Alternate Source/Reduced Cost	0	0
Alternate Source/Mobilization	0	0
Alternate Source/Eng R & D	0	0
Set-aside	0	0
Other than Full and Open Competition	28	3,822
FULL AND OPEN COMPETITION WITH ONLY ONE BIDDER/OFFERER	4	6,263
AUTHORITY FOR OTHER THAN FULL AND OPEN COMPETITION		
Only One Source	23	2,780
- Follow-on Contract	5	1,006
- Utilities (Regulated & Telecommunications)	0	0
Unusual & Compelling Urgency	1	94
Mobilization/Essential R&D	0	0
International Agreement	0	0
Authorized by Statute	3	632
Authorized Resale	0	0
National Security	0	0
Public Interest	0	0
EXTENT COMPETED		
Competed	74	23,857
Not Available for Competition	17	2,058
Follow-on to Competed Action	1	889
Not Competed	55	6,893
TYPE OF CONTRACT		
Fixed Price	114	14,879
Cost Reimbursement	6	13,494
Time and Material	9	3,438
Labor Hour	18	1,866
TYPE OF CONTRACTOR		
Small Disadvantaged Business	21	3,109
Other Small Business	51	7,518
Large Business	64	21,383
JWOD Nonprofit Agency	0	0
Educational, Nonprofit & HBCU/MI	8	1,289
State & Local Government	1	253
Foreign Contractor	2	125
Domestic Contractor Performing Outside US	0	0
WOMAN-OWNED BUSINESS		
Small	0	0
Other	1	28
PREFERENCE PROGRAMS		
Directed JWOD	0	0
8 (a) Program	9	1,202
Small Disadvantaged Bus Set-Aside	3	945
Small Business Set-aside	18	3,640
Buy Indian/Self Determination Act	0	0
No Preference Program or Not Listed	117	27,890
COMMERCIAL ITEM ACQUISITION	26	4,454
SUBJECT TO LABOR STATUTES		
Walsh Healy Act	43	5,633
Service Contract Act	21	14,744
Davis Bacon Act	0	0
Not Subject to Above Acts	83	19,300
PRODUCT OR SERVICE		
Supplies & Equipment	16	1,488
ADP Equipment, Purchase and Lease	37	5,184
Research & Development	0	0
Construction	0	0
Architect & Engineering	0	0
Real Property, Purchase & Lease, or Maintenance	0	0
ADP Services (includes Installation & Maintenance)	41	18,044
Other Services	53	8,961

FEDERAL PROCUREMENT DATA SYSTEM
Selective Service System
Actions Reported in Summary on SF281
Fiscal Year 1998 Through Fourth Quarter

PART I - PRIME CONTRACTS							
	PROCUREMENT METHODS	Number of Actions (a)	NET DOLLAR AMOUNTS (000)				
			Small Business Concerns (b)	Large Business Concerns (c)	Domestic Outside U.S./ Foreign (d)	Other Entities (e)	Total Dollars (f)
NEW AWARDS AND MODIFICATIONS	1. Tariff or Regulated Acquisitions	0				0	
	2. Contracts for Foreign Government or International Organization	2				2	
	3. Simplified Acquisitions	533	305	474	0	251	1,030
	4. Delivery Orders - GSA Schedules Only	53	80	184	0	6	250
	5. Delivery Orders- Other Federal Schedules	4	0	5	0	1	6
	6. Delivery Orders - All Other	4	0	28	0	0	28
	7. Other Procurement Methods	4	0	1	0	4	5
	8. TOTAL NEW AWARDS AND MODIFICATIONS	600	385	672	0	262	1,321
COMPETITION	9. Competed	91	96	100	0	0	196
	10. Not Competed	332	200	304	0	231	735
	11. Not Available for Competition	177	89	288	0	31	388
MODIFICATIONS	12. TOTAL MODIFICATIONS (Excluding Line 3)	5					4

PART II - SELECTED SOCIOECONOMIC STATISTICS (Includes both new awards and modifications)					
TYPE OF CONTRACTOR			PREFERENCE PROGRAMS		
CATEGORY	Number of Actions (a)	Total net Dollars (b)	CATEGORY	Number of Actions (a)	Total net Dollars (b)
Small Business	180	385	Small Business Set-Aside	12	59
Small Disadvantaged Business	8	59	Small Disadvantaged Business Set-Aside	1	6
Women-Owned Small Business	16	29	8(a) Contract Award	0	0
JWOD Nonprofit Agency	0	0			
HBCU/MI	0	0			

Selective Service System
Actions Reported Individually on SF279
Fiscal Year 1998 Through Fourth Quarter

	Actions	Dollars (000)
TOTAL	8	919
CICA APPLICABILITY		
Pre-CICA	0	0
CICA Awards	8	919
Simplified Acquisitions	0	0
Subject to Statute other than CICA	0	0
KIND OF CONTRACT ACTION		
Initial Letter Contract	0	0
Def. Contract Superseding Letter	0	0
New Definitive Contract	0	0
Simplified Acquisitions	0	0
Order Under Single Award Indefinite Delivery Contract	2	369
Order Under BOA	0	0
Order /Mod Under GSA Schedule	6	550
Order/Mod Under Other Federal Schedule	0	0
Modifications	0	0
Order Under Multiple Awards Contract	0	0
Terminations	0	0
SYNOPSIS OF PROCUREMENT PRIOR TO AWARD		
Synopsized Prior to Award	8	919
Not Synopsized Due to Urgency	0	0
Not Synopsized for Other Reason	0	0

FEDERAL PROCUREMENT DATA SYSTEM
Selective Service System
Actions Reported Individually on SF279
Fiscal Year 1998 Through Fourth Quarter

	Actions	Dollars (000)
SOLICITATION PROCEDURE		
Full and Open Competition - Sealed Bid	0	0
Full and Open Competition - Comp Proposal	2	369
Full and Open Competition - Combination	0	0
Architect Engineer	0	0
Basic Research	0	0
Multiple Award Schedule	6	550
Alternate Source/Reduced Cost	0	0
Alternate Source/Mobilization	0	0
Alternate Source/Eng R & D	0	0
Set-aside	0	0
Other than Full and Open Competition	0	0
FULL AND OPEN COMPETITION WITH ONLY ONE BIDDER/OFFERER		
AUTHORITY FOR OTHER THAN FULL AND OPEN COMPETITION		
Only One Source	0	0
- Follow-on Contract	0	0
- Utilities (Regulated & Telecommunications)	0	0
Unusual & Compelling Urgency	0	0
Mobilization/Essential R&D	0	0
International Agreement	0	0
Authorized by Statute	0	0
Authorized Resale	0	0
National Security	0	0
Public Interest	0	0
EXTENT COMPETED		
Competed	8	919
Not Available for Competition	0	0
Follow-on to Competed Action	0	0
Not Competed	0	0
TYPE OF CONTRACT		
Fixed Price	8	919
Cost Reimbursement	0	0
Time and Material	0	0
Labor Hour	0	0
TYPE OF CONTRACTOR		
Small Disadvantaged Business	2	197
Other Small Business	2	298
Large Business	3	327
JWOD Nonprofit Agency	0	0
Educational, Nonprofit & HBCU/M	1	97
State & Local Government	0	0
Foreign Contractor	0	0
Domestic Contractor Performing Outside US	0	0
WOMAN OWNED BUSINESS		
Small	0	0
Other	0	0
PREFERENCE PROGRAMS		
Directed JWOD	0	0
8 (a) Program	0	0
Small Disadvantaged Bus Set-Aside	0	0
Small Business Set-aside	0	0
Buy Indian/Self Determination Act	0	0
No Preference Program or Not Listed	8	919
COMMERCIAL ITEM ACQUISITION		
	4	540
SUBJECT TO LABOR STATUTES		
Walsh Healy Act	5	405
Service Contract Act	0	0
Davis Bacon Act	0	0
Not Subject to Above Acts	3	514
PRODUCT OR SERVICE		
Supplies & Equipment	6	774
ADP Equipment, Purchase and Lease	0	0
Research & Development	0	0
Construction	0	0
Architect & Engineering	0	0
Real Property, Purchase & Lease, or Maintenance	0	0
ADP Services (includes Installation & Maintenance)	2	145
Other Services	0	0

**FEDERAL PROCUREMENT DATA SYSTEM
Small Business Administration
Actions Reported in Summary on SF281
Fiscal Year 1998 Through Fourth Quarter**

PART I - PRIME CONTRACTS							
	PROCUREMENT METHODS	Number of Actions (a)	NET DOLLAR AMOUNTS (000)				Total Dollars (f)
			Small Business Concerns (b)	Large Business Concerns (c)	Domestic Outside U.S./ Foreign (d)	Other Entities (e)	
NEW AWARDS AND MODIFICATIONS	1. Tariff or Regulated Acquisitions	5					43
	2. Contracts for Foreign Government or International Organization	0					0
	3. Simplified Acquisitions	522	1,886	478	0	40	2,402
	4. Delivery Orders - GSA Schedules Only	137	355	423	0	0	778
	5. Delivery Orders- Other Federal Schedules	0	0	0	0	0	0
	6. Delivery Orders - All Other	22	130	1	0	0	131
	7. Other Procurement Methods	2	1	2	0	0	3
	8. TOTAL NEW AWARDS AND MODIFICATIONS	688	2,372	902	0	40	3,357
COMPETITION	9. Competed	338	1,309	551	0	2	1,862
	10. Not Competed	258	896	235	0	30	1,161
	11. Not Available for Competition	92	167	116	0	8	291
MODIFICATIONS	12. TOTAL MODIFICATIONS (Excluding Line 3)	29					42

PART II - SELECTED SOCIOECONOMIC STATISTICS (Includes both new awards and modifications)					
TYPE OF CONTRACTOR			PREFERENCE PROGRAMS		
CATEGORY	Number of Actions (a)	Total net Dollars (b)	CATEGORY	Number of Actions (a)	Total net Dollars (b)
Small Business	441	2,372	Small Business Set-Aside	144	922
Small Disadvantaged Business	56	381	Small Disadvantaged Business Set-Aside	0	0
Women-Owned Small Business	75	363	8(a) Contract Award	25	193
JWOD Nonprofit Agency	0	0			
HBCU/MI	4	31			

**Small Business Administration
Actions Reported Individually on SF279
Fiscal Year 1998 Through Fourth Quarter**

	Actions	Dollars (000)
TOTAL	321	26,914
CICA APPLICABILITY		
Pre-CICA	0	0
CICA Awards	291	25,216
Simplified Acquisitions	29	1,598
Subject to Statute other than CICA	1	100
KIND OF CONTRACT ACTION		
Initial Letter Contract	2	126
Def. Contract Superseding Letter	0	0
New Definitive Contract	57	5,240
Simplified Acquisitions	20	1,249
Order Under Single Award Indefinite Delivery Contract	102	6,399
Order Under BOA	1	114
Order /Mod Under GSA Schedule	39	4,360
Order/Mod Under Other Federal Schedule	0	0
Modifications	97	8,918
Order Under Multiple Awards Contract	3	508
Terminations	0	0
SYNOPSIS OF PROCUREMENT PRIOR TO AWARD		
Synopsized Prior to Award	131	10,054
Not Synopsized Due to Urgency	0	0
Not Synopsized for Other Reason	190	16,860

FEDERAL PROCUREMENT DATA SYSTEM
Small Business Administration
Actions Reported Individually on SF279
Fiscal Year 1998 Through Fourth Quarter

SOLICITATION PROCEDURE	Actions	Dollars (000)
Full and Open Competition - Sealed Bid	0	0
Full and Open Competition - Comp Proposal	46	3,976
Full and Open Competition - Combination	0	0
Architect Engineer	0	0
Basic Research	0	0
Multiple Award Schedule	56	5,527
Alternate Source/Reduced Cost	0	0
Alternate Source/Mobilization	0	0
Alternate Source/Eng R & D	0	0
Set-aside	9	474
Other than Full and Open Competition	180	15,239
FULL AND OPEN COMPETITION WITH ONLY ONE BIDDER/OFFERER	6	233
AUTHORITY FOR OTHER THAN FULL AND OPEN COMPETITION		
Only One Source	30	2,163
- Follow-on Contract	3	1,057
- Utilities (Regulated & Telecommunications)	11	403
Unusual & Compelling Urgency	4	140
Mobilization/Essential R&D	0	0
International Agreement	0	0
Authorized by Statute	146	12,936
Authorized Resale	0	0
National Security	0	0
Public Interest	0	0
EXTENT COMPETED		
Competed	137	11,199
Not Available for Competition	156	14,669
Follow-on to Competed Action	0	0
Not Competed	28	1,046
TYPE OF CONTRACT		
Fixed Price	318	26,369
Cost Reimbursement	3	545
Time and Material	0	0
Labor Hour	0	0
TYPE OF CONTRACTOR		
Small Disadvantaged Business	180	16,202
Other Small Business	46	3,298
Large Business	94	7,345
JWOD Nonprofit Agency	0	0
Educational, Nonprofit & HBCU/MI	1	69
State & Local Government	0	0
Foreign Contractor	0	0
Domestic Contractor Performing Outside US	0	0
WOMAN-OWNED BUSINESS		
Small	42	4,059
Other	2	132
PREFERENCE PROGRAMS		
Directed JWOD	0	0
8 (a) Program	152	13,999
Small Disadvantaged Bus Set-Aside	1	30
Small Business Set-aside	15	681
Buy Indian/Self Determination Act	0	0
No Preference Program or Not Listed	153	12,204
COMMERCIAL ITEM ACQUISITION	22	1,683
SUBJECT TO LABOR STATUTES		
Walsh Healy Act	68	4,210
Service Contract Act	135	10,333
Davis Bacon Act	2	442
Not Subject to Above Acts	116	11,929
PRODUCT OR SERVICE		
Supplies & Equipment	35	1,863
ADP Equipment, Purchase and Lease	56	3,093
Research & Development	0	0
Construction	1	406
Architect & Engineering	1	38
Real Property, Purchase & Lease, or Maintenance	0	0
ADP Services (includes Installation & Maintenance)	100	9,093
Other Services	128	12,421

**FEDERAL PROCUREMENT DATA SYSTEM
Smithsonian Institution
Actions Reported in Summary on SF281
Fiscal Year 1998 Through Fourth Quarter**

PART I - PRIME CONTRACTS							
	PROCUREMENT METHODS	Number of Actions (a)	NET DOLLAR AMOUNTS (000)				
			Small Business Concerns (b)	Large Business Concerns (c)	Domestic Outside U.S./ Foreign (d)	Other Entities (e)	Total Dollars (f)
NEW AWARDS AND MODIFICATIONS	1. Tariff or Regulated Acquisitions	22					0
	2. Contracts for Foreign Government or International Organization	15					21
	3. Simplified Acquisitions	18,862	11,690	7,447	36	1,177	20,350
	4. Delivery Orders - GSA Schedules Only	179	462	1,084	0	10	1,556
	5. Delivery Orders- Other Federal Schedules	27	-99	8	0	1	-90
	6. Delivery Orders - All Other	1,155	378	321	3	-158	544
	7. Other Procurement Methods	733	472	344	0	59	875
	8. TOTAL NEW AWARDS AND MODIFICATIONS	20,993	12,903	9,204	39	1,089	23,256
COMPETITION	9. Competed	2,678	2,370	1,784	0	117	4,271
	10. Not Competed	1,642	2,375	1,178	32	261	3,846
	11. Not Available for Competition	16,673	8,158	6,242	7	711	15,118
MODIFICATIONS	12. TOTAL MODIFICATIONS (Excluding Line 3)	0					0

PART II - SELECTED SOCIOECONOMIC STATISTICS (Includes both new awards and modifications)					
TYPE OF CONTRACTOR			PREFERENCE PROGRAMS		
CATEGORY	Number of Actions (a)	Total net Dollars (b)	CATEGORY	Number of Actions (a)	Total net Dollars (b)
Small Business	2,031	12,903	Small Business Set-Aside	277	1,817
Small Disadvantaged Business	1,080	1,556	Small Disadvantaged Business Set-Aside	0	0
Women-Owned Small Business	1,532	1,914	8(a) Contract Award	8	25
JWOD Nonprofit Agency	0	0			
HBCU/MI	0	0			

**Smithsonian Institution
Actions Reported Individually on SF279
Fiscal Year 1998 Through Fourth Quarter**

	Actions	Dollars (000)
TOTAL	599	64,257
CICA APPLICABILITY		
Pre-CICA	80	6,261
CICA Awards	358	45,641
Simplified Acquisitions	1	-2
Subject to Statute other than CICA	159	12,315
KIND OF CONTRACT ACTION		
Initial Letter Contract	3	293
Def. Contract Superseding Letter	0	0
New Definitive Contract	170	29,880
Simplified Acquisitions	0	0
Order Under Single Award Indefinite Delivery Contract	39	4,399
Order Under BOA	2	414
Order /Mod Under GSA Schedule	0	0
Order/Mod Under Other Federal Schedule	0	0
Modifications	385	29,271
Order Under Multiple Awards Contract	0	0
Terminations	0	0
SYNOPSIS OF PROCUREMENT PRIOR TO AWARD		
Synopsized Prior to Award	286	43,096
Not Synopsized Due to Urgency	6	157
Not Synopsized for Other Reason	306	20,962

FEDERAL PROCUREMENT DATA SYSTEM
Smithsonian Institution
Actions Reported Individually on SF279
Fiscal Year 1998 Through Fourth Quarter

	Actions	Dollars (000)
SOLICITATION PROCEDURE		
Full and Open Competition - Sealed Bid	18	241
Full and Open Competition - Comp Proposal	188	29,460
Full and Open Competition - Combination	2	71
Architect Engineer	52	8,471
Basic Research	0	0
Multiple Award Schedule	3	476
Alternate Source/Reduced Cost	0	0
Alternate Source/Mobilization	0	0
Alternate Source/Eng R & D	0	0
Set-aside	4	691
Other than Full and Open Competition	91	6,231
FULL AND OPEN COMPETITION WITH ONLY ONE BIDDER/OFFERER	18	1,152
AUTHORITY FOR OTHER THAN FULL AND OPEN COMPETITION		
Only One Source	56	2,966
- Follow-on Contract	19	1,292
- Utilities (Regulated & Telecommunications)	0	0
Unusual & Compelling Urgency	6	422
Mobilization/Essential R&D	0	0
International Agreement	0	0
Authorized by Statute	26	2,739
Authorized Resale	2	52
National Security	0	0
Public Interest	0	0
EXTENT COMPETED		
Competed	358	48,036
Not Available for Competition	185	13,528
Follow-on to Competed Action	2	221
Not Competed	53	2,430
TYPE OF CONTRACT		
Fixed Price	581	62,639
Cost Reimbursement	3	818
Time and Material	10	379
Labor Hour	4	379
TYPE OF CONTRACTOR		
Small Disadvantaged Business	171	12,942
Other Small Business	228	29,359
Large Business	182	18,892
JWOD Nonprofit Agency	1	47
Educational, Nonprofit & HBCU/MI	14	916
State & Local Government	5	1,328
Foreign Contractor	17	731
Domestic Contractor Performing Outside US	0	0
WOMAN OWNED BUSINESS		
Small	83	7,972
Other	0	0
PREFERENCE PROGRAMS		
Directed JWOD	0	0
8 (a) Program	143	9,370
Small Disadvantaged Bus Set-Aside	0	0
Small Business Set-aside	11	3,176
Buy Indian/Self Determination Act	0	0
No Preference Program or Not Listed	444	51,669
COMMERCIAL ITEM ACQUISITION		
	0	0
SUBJECT TO LABOR STATUTES		
Walsh Healy Act	14	1,650
Service Contract Act	94	6,261
Davis Bacon Act	213	24,389
Not Subject to Above Acts	277	31,915
PRODUCT OR SERVICE		
Supplies & Equipment	42	2,459
ADP Equipment, Purchase and Lease	27	1,949
Research & Development	0	0
Construction	203	25,917
Architect & Engineering	85	14,815
Real Property, Purchase & Lease, or Maintenance	3	218
ADP Services (includes Installation & Maintenance)	28	1,881
Other Services	211	17,018

**FEDERAL PROCUREMENT DATA SYSTEM
Social Security Administration
Actions Reported in Summary on SF281
Fiscal Year 1998 Through Fourth Quarter**

PART I - PRIME CONTRACTS							
	PROCUREMENT METHODS	Number of Actions (a)	NET DOLLAR AMOUNTS (000)				Total Dollars (f)
			Small Business Concerns (b)	Large Business Concerns (c)	Domestic Outside U.S./ Foreign (d)	Other Entities (e)	
NEW AWARDS AND MODIFICATIONS	1. Tariff or Regulated Acquisitions	0					0
	2. Contracts for Foreign Government or International Organization	0					0
	3. Simplified Acquisitions	150,350	28,020	13,633	0	8,103	49,756
	4. Delivery Orders - GSA Schedules Only	1,147	1,865	2,851	0	78	4,794
	5. Delivery Orders- Other Federal Schedules	89	294	542	0	6	842
	6. Delivery Orders - All Other	4,184	457	760	0	203	1,420
	7. Other Procurement Methods	111	185	247	0	447	879
	8. TOTAL NEW AWARDS AND MODIFICATIONS	155,891	30,821	18,033	0	8,837	57,691
COMPETITION	9. Competed	4,745	5,282	3,420	0	78	8,780
	10. Not Competed	779	936	998	0	360	2,294
	11. Not Available for Competition	150,367	24,603	13,615	0	8,399	46,617
MODIFICATIONS	12. TOTAL MODIFICATIONS (Excluding Line 3)	50					183

PART II - SELECTED SOCIOECONOMIC STATISTICS (Includes both new awards and modifications)					
TYPE OF CONTRACTOR			PREFERENCE PROGRAMS		
CATEGORY	Number of Actions (a)	Total net Dollars (b)	CATEGORY	Number of Actions (a)	Total net Dollars (b)
Small Business	56,869	30,821	Small Business Set-Aside	54,493	21,689
Small Disadvantaged Business	891	1,706	Small Disadvantaged Business Set-Aside	6	74
Women-Owned Small Business	1,159	2,503	8(a) Contract Award	2	20
JWOD Nonprofit Agency	1	2			
HBCU/MI	0	0			

**Social Security Administration
Actions Reported Individually on SF279
Fiscal Year 1998 Through Fourth Quarter**

	Actions	Dollars (000)
TOTAL	4,257	473,371
CICA APPLICABILITY		
Pre-CICA	0	0
CICA Awards	3,993	448,959
Simplified Acquisitions	141	10,004
Subject to Statute other than CICA	95	7,751
KIND OF CONTRACT ACTION		
Initial Letter Contract	1	6
Def. Contract Superseding Letter	0	0
New Definitive Contract	288	33,584
Simplified Acquisitions	109	9,370
Order Under Single Award Indefinite Delivery Contract	895	81,820
Order Under BOA	8	2,172
Order /Mod Under GSA Schedule	393	71,612
Order/Mod Under Other Federal Schedule	0	0
Modifications	1,675	264,785
Order Under Multiple Awards Contract	786	10,029
Terminations	2	-17
SYNOPSIS OF PROCUREMENT PRIOR TO AWARD		
Synopsized Prior to Award	3,806	355,664
Not Synopsized Due to Urgency	14	791
Not Synopsized for Other Reason	421	115,409

FEDERAL PROCUREMENT DATA SYSTEM
Social Security Administration
Actions Reported Individually on SF279
Fiscal Year 1998 Through Fourth Quarter

	Actions	Dollars (000)
SOLICITATION PROCEDURE		
Full and Open Competition - Sealed Bid	82	2,249
Full and Open Competition - Comp Proposal	1,329	193,200
Full and Open Competition - Combination	6	2,023
Architect Engineer	48	7,260
Basic Research	0	0
Multiple Award Schedule	383	71,764
Alternate Source/Reduced Cost	0	0
Alternate Source/Mobilization	0	0
Alternate Source/Eng R & D	0	0
Set-aside	1,767	42,368
Other than Full and Open Competition	378	130,095
FULL AND OPEN COMPETITION WITH ONLY ONE BIDDER/OFFERER	677	36,026
AUTHORITY FOR OTHER THAN FULL AND OPEN COMPETITION		
Only One Source	234	41,955
- Follow-on Contract	13	157
- Utilities (Regulated & Telecommunications)	38	7,880
Unusual & Compelling Urgency	5	229
Mobilization/Essential R&D	0	0
International Agreement	0	0
Authorized by Statute	139	87,911
Authorized Resale	0	0
National Security	0	0
Public Interest	0	0
EXTENT COMPETED		
Competed	3,784	352,948
Not Available for Competition	249	35,220
Follow-on to Competed Action	26	4,725
Not Competed	182	78,971
TYPE OF CONTRACT		
Fixed Price	4,123	446,015
Cost Reimbursement	11	23,229
Time and Material	0	0
Labor Hour	107	2,620
TYPE OF CONTRACTOR		
Small Disadvantaged Business	453	81,822
Other Small Business	2,216	88,457
Large Business	1,361	276,385
JWOD Nonprofit Agency	49	11,446
Educational, Nonprofit & HBCU/MI	16	4,640
State & Local Government	136	8,228
Foreign Contractor	1	33
Domestic Contractor Performing Outside US	9	853
WOMAN-OWNED BUSINESS		
Small	402	20,459
Other	0	0
PREFERENCE PROGRAMS		
Directed JWOD	45	10,487
8 (a) Program	178	58,370
Small Disadvantaged Bus Set-Aside	2	1,570
Small Business Set-aside	1,996	42,826
Buy Indian/Self Determination Act	0	0
No Preference Program or Not Listed	2,020	356,611
COMMERCIAL ITEM ACQUISITION	745	131,796
SUBJECT TO LABOR STATUTES		
Walsh Healy Act	839	236,151
Service Contract Act	290	72,731
Davis Bacon Act	120	9,124
Not Subject to Above Acts	2,992	151,858
PRODUCT OR SERVICE		
Supplies & Equipment	706	77,761
ADP Equipment, Purchase and Lease	276	156,515
Research & Development	0	0
Construction	120	8,422
Architect & Engineering	72	14,929
Real Property, Purchase & Lease, or Maintenance	8	569
ADP Services (includes Installation & Maintenance)	250	72,529
Other Services	2,827	140,646

**FEDERAL PROCUREMENT DATA SYSTEM
Tennessee Valley Authority
Actions Reported in Summary on SF281
Fiscal Year 1998 Through Fourth Quarter**

PART I - PRIME CONTRACTS							
	PROCUREMENT METHODS	Number of Actions (a)	NET DOLLAR AMOUNTS (000)				Total Dollars (f)
			Small Business Concerns (b)	Large Business Concerns (c)	Domestic Outside U.S./ Foreign (d)	Other Entities (e)	
NEW AWARDS AND MODIFICATIONS	1. Tariff or Regulated Acquisitions	0					0
	2. Contracts for Foreign Government or International Organization	0					0
	3. Simplified Acquisitions	17,209	33,268	15,592	84	3,807	52,761
	4. Delivery Orders - GSA Schedules Only	0	0	0	0	0	0
	5. Delivery Orders - Other Federal Schedules	0	0	0	0	0	0
	6. Delivery Orders - All Other	81,200	71,173	48,507	0	1,391	121,071
	7. Other Procurement Methods	0	0	0	0	0	0
	8. TOTAL NEW AWARDS AND MODIFICATIONS	98,409	104,441	64,099	84	5,198	173,832
COMPETITION	9. Competed	71,898	69,703	40,078	22	2,098	111,899
	10. Not Competed	26,711	34,738	24,023	72	3,100	61,833
	11. Not Available for Competition	0	0	0	0	0	0
MODIFICATIONS	12. TOTAL MODIFICATIONS (Excluding Line 3)	98,409					173,832

PART II - SELECTED SOCIOECONOMIC STATISTICS (Includes both new awards and modifications)					
TYPE OF CONTRACTOR			PREFERENCE PROGRAMS		
CATEGORY	Number of Actions (a)	Total net Dollars (b)	CATEGORY	Number of Actions (a)	Total net Dollars (b)
Small Business	67,625	104,441	Small Business Set-Aside	21,801	29,157
Small Disadvantaged Business	11,313	8,059	Small Disadvantaged Business Set-Aside	81	391
Women-Owned Small Business	8,302	10,981	8(a) Contract Award	111	391
JWOD Nonprofit Agency	5	12			
HBCU/MI	0	0			

**Tennessee Valley Authority
Actions Reported Individually on SF279
Fiscal Year 1998 Through Fourth Quarter**

	Actions	Dollars (000)
TOTAL	4,813	5,841,689
CICA APPLICABILITY		
Pre-CICA	0	0
CICA Awards	4,448	4,699,371
Simplified Acquisitions	1	-191
Subject to Statute other than CICA	364	942,509
KIND OF CONTRACT ACTION		
Initial Letter Contract	1	3,217
Def. Contract Superseding Letter	0	0
New Definitive Contract	1,133	1,497,010
Simplified Acquisitions	0	0
Order Under Single Award Indefinite Delivery Contract	0	0
Order Under BOA	0	0
Order /Mod Under GSA Schedule	21	3,247
Order/Mod Under Other Federal Schedule	0	0
Modifications	633	6,681
Order Under Multiple Awards Contract	3,025	4,131,534
Terminations	0	0
SYNOPSIS OF PROCUREMENT PRIOR TO AWARD		
Synopsized Prior to Award	1,796	3,078,198
Not Synopsized Due to Urgency	181	213,751
Not Synopsized for Other Reason	2,836	2,349,740

FEDERAL PROCUREMENT DATA SYSTEM
Tennessee Valley Authority
Actions Reported Individually on SF279
Fiscal Year 1998 Through Fourth Quarter

	Actions	Dollars (000)
SOLICITATION PROCEDURE		
Full and Open Competition - Sealed Bid	874	1,080,448
Full and Open Competition - Comp Proposal	2,342	3,181,123
Full and Open Competition - Combination	4	416
Architect Engineer	1	58
Basic Research	0	0
Multiple Award Schedule	31	3,982
Alternate Source/Reduced Cost	0	0
Alternate Source/Mobilization	0	0
Alternate Source/Eng R & D	0	0
Set-aside	121	8,198
Other than Full and Open Competition	1,075	445,148
FULL AND OPEN COMPETITION WITH ONLY ONE BIDDER/OFFERER	621	252,735
AUTHORITY FOR OTHER THAN FULL AND OPEN COMPETITION		
Only One Source	890	231,819
- Follow-on Contract	0	0
- Utilities (Regulated & Telecommunications)	0	0
Unusual & Compelling Urgency	185	213,329
Mobilization/Essential R&D	0	0
International Agreement	0	0
Authorized by Statute	0	0
Authorized Resale	0	0
National Security	0	0
Public Interest	0	0
EXTENT COMPETED		
Competed	3,496	4,406,682
Not Available for Competition	27	8,714
Follow-on to Competed Action	0	0
Not Competed	1,290	1,226,293
TYPE OF CONTRACT		
Fixed Price	4,608	4,825,761
Cost Reimbursement	19	834,209
Time and Material	31	19,536
Labor Hour	155	-37,817
TYPE OF CONTRACTOR		
Small Disadvantaged Business	151	88,071
Other Small Business	1,618	785,500
Large Business	2,997	4,770,585
JWOD Nonprofit Agency	0	0
Educational, Nonprofit & HBCU/M	32	3,733
State & Local Government	6	940
Foreign Contractor	9	12,860
Domestic Contractor Performing Outside US	0	0
WOMAN-OWNED BUSINESS		
Small	174	39,881
Other	25	44,880
PREFERENCE PROGRAMS		
Directed JWOD	0	0
8 (a) Program	0	0
Small Disadvantaged Bus Set-Aside	24	1,483
Small Business Set-aside	389	65,720
Buy Indian/Self Determination Act	0	0
No Preference Program or Not Listed	4,420	5,574,486
COMMERCIAL ITEM ACQUISITION	1	32
SUBJECT TO LABOR STATUTES		
Walsh Healy Act	1,536	3,636,006
Service Contract Act	0	0
Davis Bacon Act	0	0
Not Subject to Above Acts	3,277	2,005,683
PRODUCT OR SERVICE		
Supplies & Equipment	3,180	4,532,757
ADP Equipment, Purchase and Lease	275	38,798
Research & Development	11	6,501
Construction	143	27,054
Architect & Engineering	34	5,354
Real Property, Purchase & Lease, or Maintenance	25	3,516
ADP Services (includes Installation & Maintenance)	75	15,350
Other Services	1,070	1,012,359

FEDERAL PROCUREMENT DATA SYSTEM
U. S. Soldiers and Airmens Home
Actions Reported in Summary on SF281
Fiscal Year 1998 Through Fourth Quarter

PART I - PRIME CONTRACTS							
NEW AWARDS AND MODIFICATIONS	PROCUREMENT METHODS	Number of Actions (a)	NET DOLLAR AMOUNTS (000)				Total Dollars (f)
			Small Business Concerns (b)	Large Business Concerns (c)	Domestic Outside U.S./ Foreign (d)	Other Entities (e)	
	1. Tariff or Regulated Acquisitions	0					0
	2. Contracts for Foreign Government or International Organization	0					0
	3. Simplified Acquisitions	2,701	1,697	506	0	1	2,204
	4. Delivery Orders - GSA Schedules Only	100	114	57	0	0	171
	5. Delivery Orders - Other Federal Schedules	1,122	270	1,121	0	0	1,391
	6. Delivery Orders - All Other	47	181	2	0	0	183
	7. Other Procurement Methods	255	68	0	0	265	333
	8. TOTAL NEW AWARDS AND MODIFICATIONS	4,225	2,330	1,666	0	266	4,282
COMPETITION	9. Competed	3,259	1,768	1,587	0	1	3,356
	10. Not Competed	317	277	27	0	1	305
	11. Not Available for Competition	649	285	72	0	264	621
MODIFICATIONS	12. TOTAL MODIFICATIONS (Excluding Line 3)	27					61

PART II - SELECTED SOCIOECONOMIC STATISTICS (Includes both new awards and modifications)					
CATEGORY	TYPE OF CONTRACTOR		CATEGORY	PREFERENCE PROGRAMS	
	Number of Actions (a)	Total net Dollars (b)		Number of Actions (a)	Total net Dollars (b)
Small Business	2,499	2,330	Small Business Set-Aside	2,392	1,903
Small Disadvantaged Business	35	74	Small Disadvantaged Business Set-Aside	12	39
Women-Owned Small Business	134	176	8(a) Contract Award	0	0
JWOD Nonprofit Agency	9	8			
HBCU/MI	1	2			

U. S. Soldiers and Airmens Home
Actions Reported Individually on SF279
Fiscal Year 1998 Through Fourth Quarter

	Actions	Dollars (000)
TOTAL	39	20,595
CICA APPLICABILITY		
Pre-CICA	0	0
CICA Awards	29	20,206
Simplified Acquisitions	9	242
Subject to Statute other than CICA	1	147
KIND OF CONTRACT ACTION		
Initial Letter Contract	0	0
Def. Contract Superseding Letter	0	0
New Definitive Contract	3	15,918
Simplified Acquisitions	3	75
Order Under Single Award Indefinite Delivery Contract	1	147
Order Under BOA	0	0
Order /Mod Under GSA Schedule	3	39
Order/Mod Under Other Federal Schedule	0	0
Modifications	28	2,891
Order Under Multiple Awards Contract	1	1,525
Terminations	0	0
SYNOPSIS OF PROCUREMENT PRIOR TO AWARD		
Synopsized Prior to Award	15	16,052
Not Synopsized Due to Urgency	1	31
Not Synopsized for Other Reason	23	4,512

FEDERAL PROCUREMENT DATA SYSTEM
U. S. Soldiers and Airmens Home
Actions Reported Individually on SF279
Fiscal Year 1998 Through Fourth Quarter

SOLICITATION PROCEDURE	Actions	Dollars (000)
Full and Open Competition - Sealed Bid	2	31
Full and Open Competition - Comp Proposal	11	15,984
Full and Open Competition - Combination	0	0
Architect Engineer	0	0
Basic Research	0	0
Multiple Award Schedule	4	69
Alternate Source/Reduced Cost	0	0
Alternate Source/Mobilization	0	0
Alternate Source/Eng R & D	0	0
Set-aside	0	0
Other than Full and Open Competition	12	4,122
FULL AND OPEN COMPETITION WITH ONLY ONE BIDDER/OFFERER	0	0
AUTHORITY FOR OTHER THAN FULL AND OPEN COMPETITION		
Only One Source	9	2,262
- Follow-on Contract	0	0
- Utilities (Regulated & Telecommunications)	5	1,985
Unusual & Compelling Urgency	2	10
Mobilization/Essential R&D	0	0
International Agreement	0	0
Authorized by Statute	1	1,850
Authorized Resale	0	0
National Security	0	0
Public Interest	0	0
EXTENT COMPETED		
Competed	21	16,364
Not Available for Competition	12	4,138
Follow-on to Competed Action	1	55
Not Competed	5	38
TYPE OF CONTRACT		
Fixed Price	37	20,459
Cost Reimbursement	2	136
Time and Material	0	0
Labor Hour	0	0
TYPE OF CONTRACTOR		
Small Disadvantaged Business	2	29
Other Small Business	16	2,181
Large Business	19	16,388
JWOD Nonprofit Agency	2	1,997
Educational, Nonprofit & HBCU/MI	0	0
State & Local Government	0	0
Foreign Contractor	0	0
Domestic Contractor Performing Outside US	0	0
WOMAN OWNED BUSINESS		
Small	2	-13
Other	0	0
PREFERENCE PROGRAMS		
Directed JWOD	2	1,997
8 (a) Program	2	29
Small Disadvantaged Bus Set-Aside	0	0
Small Business Set-aside	2	1,523
Buy Indian/Self Determination Act	0	0
No Preference Program or Not Listed	33	17,046
COMMERCIAL ITEM ACQUISITION	2	1,498
SUBJECT TO LABOR STATUTES		
Wash Healy Act	5	100
Service Contract Act	8	3,530
Davis Bacon Act	8	14,050
Not Subject to Above Acts	18	2,915
PRODUCT OR SERVICE		
Supplies & Equipment	8	2,048
ADP Equipment, Purchase and Lease	0	0
Research & Development	0	0
Construction	8	14,050
Architect & Engineering	1	-9
Real Property, Purchase & Lease, or Maintenance	0	0
ADP Services (includes Installation & Maintenance)	4	173
Other Services	18	4,333

FEDERAL PROCUREMENT DATA SYSTEM
U. S. Trade & Development Agency
Actions Reported in Summary on SF281
Fiscal Year 1998 Through Fourth Quarter

PART I - PRIME CONTRACTS							
	PROCUREMENT METHODS	Number of Actions (a)	NET DOLLAR AMOUNTS (000)				Total Dollars (f)
			Small Business Concerns (b)	Large Business Concerns (c)	Domestic Outside U.S./ Foreign (d)	Other Entities (e)	
NEW AWARDS AND MODIFICATIONS	1. Tariff or Regulated Acquisitions	0					0
	2. Contracts for Foreign Government or International Organization	0					0
	3. Simplified Acquisitions	225	796	0	0	0	796
	4. Delivery Orders - GSA Schedules Only	2	14	0	0	0	14
	5. Delivery Orders- Other Federal Schedules	0	0	0	0	0	0
	6. Delivery Orders - All Other	0	0	0	0	0	0
	7. Other Procurement Methods	0	0	0	0	0	0
	8. TOTAL NEW AWARDS AND MODIFICATIONS	227	810	0	0	0	810
COMPETITION	9. Competed	222	795	0	0	0	795
	10. Not Competed	2	14	0	0	0	14
	11. Not Available for Competition	3	1	0	0	0	1
MODIFICATIONS	12. TOTAL MODIFICATIONS (Excluding Line 3)	73					69

PART II - SELECTED SOCIOECONOMIC STATISTICS (Includes both new awards and modifications)					
TYPE OF CONTRACTOR			PREFERENCE PROGRAMS		
CATEGORY	Number of Actions (a)	Total net Dollars (b)	CATEGORY	Number of Actions (a)	Total net Dollars (b)
Small Business	191	810	Small Business Set-Aside	0	0
Small Disadvantaged Business	3	7	Small Disadvantaged Business Set-Aside	0	0
Women-Owned Small Business	7	59	B(a) Contract Award	0	0
JWOD Nonprofit Agency	0	0			
HBCU/MI	0	0			

U. S. Trade & Development Agency
Actions Reported Individually on SF279
Fiscal Year 1998 Through Fourth Quarter

	Actions	Dollars (000)
TOTAL	47	4,836
CICA APPLICABILITY		
Pre-CICA	11	895
CICA Awards	29	3,024
Simplified Acquisitions	5	695
Subject to Statute other than CICA	2	224
KIND OF CONTRACT ACTION		
Initial Letter Contract	0	0
Def. Contract Superseding Letter	1	116
New Definitive Contract	21	1,777
Simplified Acquisitions	5	695
Order Under Single Award Indefinite Delivery Contract	9	872
Order Under BOA	0	0
Order /Mod Under GSA Schedule	0	0
Order/Mod Under Other Federal Schedule	0	0
Modifications	0	0
Order Under Multiple Awards Contract	11	1,378
Terminations	0	0
SYNOPSIS OF PROCUREMENT PRIOR TO AWARD		
Synopsized Prior to Award	32	3,250
Not Synopsized Due to Urgency	4	410
Not Synopsized for Other Reason	11	1,176

FEDERAL PROCUREMENT DATA SYSTEM
U. S. Trade & Development Agency
 Actions Reported Individually on SF279
 Fiscal Year 1998 Through Fourth Quarter

SOLICITATION PROCEDURE	Actions	Dollars (000)
Full and Open Competition - Sealed Bid	0	0
Full and Open Competition - Comp Proposal	28	2,938
Full and Open Competition - Combination	0	0
Architect Engineer	0	0
Basic Research	0	0
Multiple Award Schedule	0	0
Alternate Source/Reduced Cost	0	0
Alternate Source/Mobilization	0	0
Alternate Source/Eng R & D	0	0
Set-aside	1	86
Other than Full and Open Competition	0	0
FULL AND OPEN COMPETITION WITH ONLY ONE BIDDER/OFFERER	1	98
AUTHORITY FOR OTHER THAN FULL AND OPEN COMPETITION		
Only One Source	0	0
- Follow-on Contract	0	0
- Utilities (Regulated & Telecommunications)	0	0
Unusual & Compelling Urgency	0	0
Mobilization/Essential R&D	0	0
International Agreement	0	0
Authorized by Statute	0	0
Authorized Resale	0	0
National Security	0	0
Public Interest	0	0
EXTENT COMPETED		
Competed	40	4,169
Not Available for Competition	0	0
Follow-on to Competed Action	6	627
Not Competed	1	42
TYPE OF CONTRACT		
Fixed Price	47	4,838
Cost Reimbursement	0	0
Time and Material	0	0
Labor Hour	0	0
TYPE OF CONTRACTOR		
Small Disadvantaged Business	2	137
Other Small Business	24	2,480
Large Business	21	2,221
JWOD Nonprofit Agency	0	0
Educational, Nonprofit & HBCU/MI	0	0
State & Local Government	0	0
Foreign Contractor	0	0
Domestic Contractor Performing Outside US	0	0
WOMAN OWNED BUSINESS		
Small	1	51
Other	0	0
PREFERENCE PROGRAMS		
Directed JWOD	0	0
8 (a) Program	0	0
Small Disadvantaged Bus Set-Aside	0	0
Small Business Set-aside	2	126
Buy Indian/Self Determination Act	0	0
No Preference Program or Not Listed	45	4,712
COMMERCIAL ITEM ACQUISITION		
	16	1,515
SUBJECT TO LABOR STATUTES		
Walsh Healy Act	0	0
Service Contract Act	15	1,482
Davis Bacon Act	0	0
Not Subject to Above Acts	32	3,356
PRODUCT OR SERVICE		
Supplies & Equipment	0	0
ADP Equipment, Purchase and Lease	0	0
Research & Development	0	0
Construction	0	0
Architect & Engineering	0	0
Real Property, Purchase & Lease, or Maintenance	0	0
ADP Services (includes Installation & Maintenance)	0	0
Other Services	47	4,838

FEDERAL PROCUREMENT DATA SYSTEM
United States Arms Control and Disarmament Agency
Actions Reported in Summary on SF281
Fiscal Year 1998 Through Fourth Quarter

PART I - PRIME CONTRACTS							
	PROCUREMENT METHODS	Number of Actions (a)	NET DOLLAR AMOUNTS (000)				Total Dollars (f)
			Small Business Concerns (b)	Large Business Concerns (c)	Domestic Outside U.S./ Foreign (d)	Other Entities (e)	
NEW AWARDS AND MODIFICATIONS	1. Tariff or Regulated Acquisitions	0					0
	2. Contracts for Foreign Government or International Organization	0					0
	3. Simplified Acquisitions	79	362	279	0	0	641
	4. Delivery Orders - GSA Schedules Only	28	93	167	0	0	260
	5. Delivery Orders- Other Federal Schedules	0	0	0	0	0	0
	6. Delivery Orders - All Other	6	21	55	0	0	76
	7. Other Procurement Methods	0	0	0	0	0	0
	8. TOTAL NEW AWARDS AND MODIFICATIONS	113	476	501	0	0	977
COMPETITION	9. Competed	55	192	314	0	0	506
	10. Not Competed	58	284	187	0	0	471
	11. Not Available for Competition	0	0	0	0	0	0
MODIFICATIONS	12. TOTAL MODIFICATIONS (Excluding Line 3)	0					0

PART II - SELECTED SOCIOECONOMIC STATISTICS (Includes both new awards and modifications)					
CATEGORY	TYPE OF CONTRACTOR		PREFERENCE PROGRAMS		
	Number of Actions (a)	Total net Dollars (b)	CATEGORY	Number of Actions (a)	Total net Dollars (b)
Small Business	52	515	Small Business Set-Aside	19	148
Small Disadvantaged Business	1	3	Small Disadvantaged Business Set-Aside	0	0
Women-Owned Small Business	10	152	8(a) Contract Award	0	0
JWOD Nonprofit Agency	0	0			
HBCU/MI	0	0			

United States Arms Control and Disarmament Agency
Actions Reported Individually on SF279
Fiscal Year 1998 Through Fourth Quarter

	Actions	Dollars (000)
TOTAL	25	4,712
CICA APPLICABILITY		
Pre-CICA	0	0
CICA Awards	23	4,229
Simplified Acquisitions	1	129
Subject to Statute other than CICA	1	354
KIND OF CONTRACT ACTION		
Initial Letter Contract	0	0
Def. Contract Superseding Letter	0	0
New Definitive Contract	0	0
Simplified Acquisitions	1	129
Order Under Single Award Indefinite Delivery Contract	9	572
Order Under BOA	0	0
Order /Mod Under GSA Schedule	8	1,127
Order/Mod Under Other Federal Schedule	0	0
Modifications	5	2,837
Order Under Multiple Awards Contract	1	47
Terminations	0	0
SYNOPSIS OF PROCUREMENT PRIOR TO AWARD		
Synopsized Prior to Award	23	4,229
Not Synopsized Due to Urgency	0	0
Not Synopsized for Other Reason	2	483

FEDERAL PROCUREMENT DATA SYSTEM
United States Arms Control and Disarmament Agency
Actions Reported Individually on SF279
Fiscal Year 1998 Through Fourth Quarter

SOLICITATION PROCEDURE	Actions	Dollars (000)
Full and Open Competition - Sealed Bid	0	0
Full and Open Competition - Comp Proposal	10	1,962
Full and Open Competition - Combination	0	0
Architect Engineer	0	0
Basic Research	0	0
Multiple Award Schedule	9	1,127
Alternate Source/Reduced Cost	0	0
Alternate Source/Mobilization	0	0
Alternate Source/Eng R & D	0	0
Set-aside	2	771
Other than Full and Open Competition	2	369
FULL AND OPEN COMPETITION WITH ONLY ONE BIDDER/OFFERER	2	1,440
AUTHORITY FOR OTHER THAN FULL AND OPEN COMPETITION		
Only One Source	2	369
- Follow-on Contract	1	47
- Utilities (Regulated & Telecommunications)	0	0
Unusual & Compelling Urgency	0	0
Mobilization/Essential R&D	0	0
International Agreement	0	0
Authorized by Statute	0	0
Authorized Resale	0	0
National Security	0	0
Public Interest	0	0
EXTENT COMPETED		
Competed	23	4,036
Not Available for Competition	1	354
Follow-on to Competed Action	0	0
Not Competed	1	322
TYPE OF CONTRACT		
Fixed Price	12	1,353
Cost Reimbursement	9	572
Time and Material	1	322
Labor Hour	3	2,465
TYPE OF CONTRACTOR		
Small Disadvantaged Business	3	1,107
Other Small Business	5	431
Large Business	16	2,852
JWOD Nonprofit Agency	0	0
Educational, Nonprofit & HBCU/MI	1	322
State & Local Government	0	0
Foreign Contractor	0	0
Domestic Contractor Performing Outside US	0	0
WOMAN-OWNED BUSINESS		
Small	1	32
Other	0	0
PREFERENCE PROGRAMS		
Directed JWOD	0	0
8 (a) Program	1	354
Small Disadvantaged Bus Set-Aside	0	0
Small Business Set-aside	2	771
Buy Indian/Self Determination Act	0	0
No Preference Program or Not Listed	22	3,587
COMMERCIAL ITEM ACQUISITION	4	489
SUBJECT TO LABOR STATUTES		
Walsh Healy Act	7	798
Service Contract Act	4	2,515
Davis Bacon Act	0	0
Not Subject to Above Acts	14	1,399
PRODUCT OR SERVICE		
Supplies & Equipment	2	258
ADP Equipment, Purchase and Lease	7	584
Research & Development	0	0
Construction	0	0
Architect & Engineering	1	414
Real Property, Purchase & Lease, or Maintenance	0	0
ADP Services (includes Installation & Maintenance)	3	2,161
Other Services	12	1,295

FEDERAL PROCUREMENT DATA SYSTEM
United States Holocaust Memorial Museum
Actions Reported in Summary on SF281
Fiscal Year 1998 Through Fourth Quarter

PART I - PRIME CONTRACTS							
	PROCUREMENT METHODS	Number of Actions (a)	NET DOLLAR AMOUNTS (000)				Total Dollars (f)
			Small Business Concerns (b)	Large Business Concerns (c)	Domestic Outside U.S./ Foreign (d)	Other Entities (e)	
NEW AWARDS AND MODIFICATIONS	1. Tariff or Regulated Acquisitions	5					13
	2. Contracts for Foreign Government or International Organization	0					0
	3. Simplified Acquisitions	1,024	2,343	459	253	0	3,055
	4. Delivery Orders - GSA Schedules Only	86	194	264	4	0	462
	5. Delivery Orders- Other Federal Schedules	0	0	0	0	0	0
	6. Delivery Orders - All Other	12	78	15	0	0	93
	7. Other Procurement Methods	5	1	0	0	0	1
	8. TOTAL NEW AWARDS AND MODIFICATIONS	1,132	2,616	738	257	0	3,624
COMPETITION	9. Competed	737	1,828	522	9	0	2,359
	10. Not Competed	291	582	171	27	0	780
	11. Not Available for Competition	104	206	45	221	0	472
MODIFICATIONS	12. TOTAL MODIFICATIONS (Excluding Line 3)	13					-1

PART II - SELECTED SOCIOECONOMIC STATISTICS (Includes both new awards and modifications)					
TYPE OF CONTRACTOR			PREFERENCE PROGRAMS		
CATEGORY	Number of Actions (a)	Total net Dollars (b)	CATEGORY	Number of Actions (a)	Total net Dollars (b)
Small Business	699	2,616	Small Business Set-Aside	585	848
Small Disadvantaged Business	18	75	Small Disadvantaged Business Set-Aside	24	41
Women-Owned Small Business	24	56	8(a) Contract Award	7	47
JWOD Nonprofit Agency	0	0			
HBCU/MI	0	0			

United States Holocaust Memorial Museum
Actions Reported Individually on SF279
Fiscal Year 1998 Through Fourth Quarter

	Actions	Dollars (000)
TOTAL	25	1,022
CICA APPLICABILITY		
Pre-CICA	0	0
CICA Awards	23	890
Simplified Acquisitions	2	132
Subject to Statute other than CICA	0	0
KIND OF CONTRACT ACTION		
Initial Letter Contract	1	63
Def. Contract Superseding Letter	0	0
New Definitive Contract	0	0
Simplified Acquisitions	2	132
Order Under Single Award Indefinite Delivery Contract	9	178
Order Under BOA	0	0
Order /Mod Under GSA Schedule	12	619
Order/Mod Under Other Federal Schedule	0	0
Modifications	1	30
Order Under Multiple Awards Contract	0	0
Terminations	0	0
SYNOPSIS OF PROCUREMENT PRIOR TO AWARD		
Synopsized Prior to Award	12	619
Not Synopsized Due to Urgency	1	69
Not Synopsized for Other Reason	12	334

FEDERAL PROCUREMENT DATA SYSTEM
United States Holocaust Memorial Museum
 Actions Reported Individually on SF279
 Fiscal Year 1998 Through Fourth Quarter

	Actions	Dollars (000)
SOLICITATION PROCEDURE		
Full and Open Competition - Sealed Bid	0	0
Full and Open Competition - Comp Proposal	0	0
Full and Open Competition - Combination	0	0
Architect Engineer	0	0
Basic Research	0	0
Multiple Award Schedule	12	619
Alternate Source/Reduced Cost	0	0
Alternate Source/Mobilization	0	0
Alternate Source/Eng R & D	0	0
Set-aside	0	0
Other than Full and Open Competition	11	271
FULL AND OPEN COMPETITION WITH ONLY ONE BIDDER/OFFERER	0	0
AUTHORITY FOR OTHER THAN FULL AND OPEN COMPETITION		
Only One Source	0	0
- Follow-on Contract	0	0
- Utilities (Regulated & Telecommunications)	0	0
Unusual & Compelling Urgency	0	0
Mobilization/Essential R&D	0	0
International Agreement	1	30
Authorized by Statute	10	241
Authorized Resale	0	0
National Security	0	0
Public Interest	0	0
EXTENT COMPETED		
Competed	13	673
Not Available for Competition	10	217
Follow-on to Competed Action	0	0
Not Competed	2	132
TYPE OF CONTRACT		
Fixed Price	24	946
Cost Reimbursement	0	0
Time and Material	0	0
Labor Hour	1	76
TYPE OF CONTRACTOR		
Small Disadvantaged Business	11	271
Other Small Business	7	444
Large Business	7	307
JWOD Nonprofit Agency	0	0
Educational, Nonprofit & HBCU/M	0	0
State & Local Government	0	0
Foreign Contractor	0	0
Domestic Contractor Performing Outside US	0	0
WOMAN-OWNED BUSINESS		
Small	7	48
Other	0	0
PREFERENCE PROGRAMS		
Directed JWOD	0	0
8 (a) Program	11	271
Small Disadvantaged Bus Set-Aside	0	0
Small Business Set-aside	0	0
Buy Indian/Self Determination Act	0	0
No Preference Program or Not Listed	14	751
COMMERCIAL ITEM ACQUISITION	7	195
SUBJECT TO LABOR STATUTES		
Walsh Healy Act	10	573
Service Contract Act	11	286
Davis Bacon Act	0	0
Not Subject to Above Acts	4	163
PRODUCT OR SERVICE		
Supplies & Equipment	4	348
ADP Equipment, Purchase and Lease	8	324
Research & Development	0	0
Construction	1	54
Architect & Engineering	0	0
Real Property, Purchase & Lease, or Maintenance	0	0
ADP Services (includes Installation & Maintenance)	1	30
Other Services	11	266

**FEDERAL PROCUREMENT DATA SYSTEM
United States Information Agency
Actions Reported in Summary on SF281
Fiscal Year 1998 Through Fourth Quarter**

PART I - PRIME CONTRACTS							
	PROCUREMENT METHODS	Number of Actions (a)	NET DOLLAR AMOUNTS (000)				Total Dollars (f)
			Small Business Concerns (b)	Large Business Concerns (c)	Domestic Outside U.S./ Foreign (d)	Other Entities (e)	
NEW AWARDS AND MODIFICATIONS	1. Tariff or Regulated Acquisitions	110					297
	2. Contracts for Foreign Government or International Organization	1					10
	3. Simplified Acquisitions	9,896	13,847	2,770	332	161	17,110
	4. Delivery Orders - GSA Schedules Only	905	2,529	3,157	0	49	5,735
	5. Delivery Orders- Other Federal Schedules	37	92	39	0	8	139
	6. Delivery Orders - All Other	2,071	2,431	791	0	41	3,263
	7. Other Procurement Methods	132	490	407	5	9	911
	8. TOTAL NEW AWARDS AND MODIFICATIONS	12,952	19,389	7,164	337	268	27,465
COMPETITION	9. Competed	3,689	8,345	1,714	220	107	10,386
	10. Not Competed	2,624	5,579	1,984	67	31	7,661
	11. Not Available for Competition	6,639	5,465	3,466	50	130	9,111
MODIFICATIONS	12. TOTAL MODIFICATIONS (Excluding Line 3)	0					0

PART II - SELECTED SOCIOECONOMIC STATISTICS (Includes both new awards and modifications)					
TYPE OF CONTRACTOR			PREFERENCE PROGRAMS		
CATEGORY	Number of Actions (a)	Total net Dollars (b)	CATEGORY	Number of Actions (a)	Total net Dollars (b)
Small Business	9,940	19,389	Small Business Set-Aside	5,207	11,310
Small Disadvantaged Business	1,465	1,909	Small Disadvantaged Business Set-Aside	44	63
Women-Owned Small Business	1,235	1,660	8(a) Contract Award	33	117
JWOD Nonprofit Agency	0	0			
HBCU/MI	0	0			

**United States Information Agency
Actions Reported Individually on SF279
Fiscal Year 1998 Through Fourth Quarter**

	Actions	Dollars (000)
TOTAL	481	47,202
CICA APPLICABILITY		
Pre-CICA	1	470
CICA Awards	335	41,103
Simplified Acquisitions	125	5,629
Subject to Statute other than CICA	0	0
KIND OF CONTRACT ACTION		
Initial Letter Contract	0	0
Def. Contract Superseding Letter	0	0
New Definitive Contract	28	5,463
Simplified Acquisitions	125	5,629
Order Under Single Award Indefinite Delivery Contract	100	4,535
Order Under BOA	0	0
Order /Mod Under GSA Schedule	103	9,464
Order/Mod Under Other Federal Schedule	0	0
Modifications	85	19,516
Order Under Multiple Awards Contract	22	2,595
Terminations	0	0
SYNOPSIS OF PROCUREMENT PRIOR TO AWARD		
Synopsized Prior to Award	310	26,595
Not Synopsized Due to Urgency	9	5,462
Not Synopsized for Other Reason	142	13,145

FEDERAL PROCUREMENT DATA SYSTEM
United States Information Agency
Actions Reported Individually on SF279
Fiscal Year 1998 Through Fourth Quarter

	Actions	Dollars (000)
SOLICITATION PROCEDURE		
Full and Open Competition - Sealed Bid	10	507
Full and Open Competition - Comp Proposal	89	8,159
Full and Open Competition - Combination	2	208
Architect Engineer	21	393
Basic Research	0	0
Multiple Award Schedule	103	9,484
Alternate Source/Reduced Cost	0	0
Alternate Source/Mobilization	0	0
Alternate Source/Eng R & D	0	0
Set-aside	2	102
Other than Full and Open Competition	108	22,289
FULL AND OPEN COMPETITION WITH ONLY ONE BIDDER/OFFERER	42	1,156
AUTHORITY FOR OTHER THAN FULL AND OPEN COMPETITION		
Only One Source	86	12,778
- Follow-on Contract	1	47
- Utilities (Regulated & Telecommunications)	32	4,339
Unusual & Compelling Urgency	13	9,084
Mobilization/Essential R&D	0	0
International Agreement	0	0
Authorized by Statute	9	407
Authorized Resale	0	0
National Security	0	0
Public Interest	0	0
EXTENT COMPETED		
Competed	288	23,004
Not Available for Competition	71	11,044
Follow-on to Competed Action	1	47
Not Competed	101	13,107
TYPE OF CONTRACT		
Fixed Price	458	47,099
Cost Reimbursement	0	0
Time and Material	3	103
Labor Hour	0	0
TYPE OF CONTRACTOR		
Small Disadvantaged Business	26	3,893
Other Small Business	124	8,070
Large Business	224	21,733
JWOD Nonprofit Agency	0	0
Educational, Nonprofit & HBCU/MI	1	49
State & Local Government	0	0
Foreign Contractor	77	12,640
Domestic Contractor Performing Outside US	9	817
WOMAN-OWNED BUSINESS		
Small	20	1,744
Other	0	0
PREFERENCE PROGRAMS		
Directed JWOD	0	0
8 (a) Program	12	514
Small Disadvantaged Bus Set-Aside	2	75
Small Business Set-aside	13	745
Buy Indian/Self Determination Act	0	0
No Preference Program or Not Listed	434	45,868
COMMERCIAL ITEM ACQUISITION	80	5,922
SUBJECT TO LABOR STATUTES		
Walsh Healy Act	115	13,356
Service Contract Act	22	2,956
Davis Bacon Act	0	0
Not Subject to Above Acts	324	30,890
PRODUCT OR SERVICE		
Supplies & Equipment	132	11,343
ADP Equipment, Purchase and Lease	55	6,729
Research & Development	1	71
Construction	2	79
Architect & Engineering	1	24
Real Property, Purchase & Lease, or Maintenance	2	145
ADP Services (includes Installation & Maintenance)	55	7,938
Other Services	213	20,873