



Federal Procurement Data System



Federal Procurement Report

Fiscal Year 1993 through
Fourth Quarter

(October 1, 1992 through
September 30, 1993)



Prepared by
U.S. General Services Administration
Federal Data Systems Division
Federal Procurement Data Center
Executive Agent for
Office of Management and Budget
Office of Federal Procurement Policy

FOREWORD

Public Law 93-400 requires that the Office of Management and Budget (OMB), Office of Federal Procurement Policy (OFPP), "...establish a system for collecting, developing, and disseminating the procurement data which takes into account the needs of the Congress, the executive branch, and the public sector." Under the guidance of OFPP, design of the Federal Procurement Data System was completed in early 1978 and data collection began October 1, 1978. The Federal Procurement Data Center was established to operate the system. The Center provides a central point to respond to the requirements of the legislative, executive, and judicial branches of the Government as well as the private sector.

The Federal Procurement Data Center produces reports which examine various aspects and impacts of the Federal acquisition process. The data can be used for geographical analysis, market analysis, and analysis of the impact of congressional and presidential initiatives in socio-economic areas such as small business. The data is also a reliable basis for measuring and assessing the impact of Federal acquisition policy and management improvement.

Basic acquisition data will be published each fiscal year in the Federal Procurement Report. Special reports to meet specific data requirements can be produced on demand.

Further information regarding the Federal Procurement Data System reports or capabilities can be obtained from the Federal Procurement Data Center, U. S. General Services Administration, 7th and D Streets, S. W., Room 5652, Washington, D.C. 20407 or by calling area code (202) 401-1529.

HIGHLIGHTS

The FPDS Federal Procurement Report is published annually, and contains "snapshot" statistics on the procurement activities of over 60 agencies. The figures in this report are only as accurate, timely and complete as the data provided by the reporting agencies to the FPDC.

Due to rounding, dollars on the charts may not equal the TOTAL DOLLAR figure, and percentages may not total 100 percent.

The FPDS Federal Procurement Report is current as of the date of issuance and all older reports are obsolete, therefore, the FPDC will not maintain prior issuances for either distribution or for reference.

In addition to this report, the Federal Procurement Data Center produces the Competitor's Edge which is a free booklet describing the special advantages of the FPDS Special Reports. To obtain the Competitor's Edge, call the FPDC at (202) 401-1529 or write:

Federal Procurement Data Center
7th and D Streets, S.W., Room 5652
Washington, D.C. 20407

TABLE OF CONTENTS

FOREWORD i

HIGHLIGHTS iii

FEDERAL PROCUREMENT HISTORY vi

SMALL BUSINESS OWNERSHIP REPORT vii

SECTION I - TOTAL FEDERAL VIEW

A. Federal Contract Actions & Dollars 1

B. SF 279/SF 281 Comparisons 2

C. Contract Dollars by Exec. Dept. & Agencies 4

D. Federal Procurement by Major PSC 5

E. Federal Procurement by R&D 6

F. Federal Procurement by Other Services & Construction 7

G. Federal Procurement by Supplies & Equipment 8

H. Federal Procurement by SIC 10

I. Federal Procurement by Percentage of Competition 12

J. Federal Procurement Comparison of Pre- and Post-CICA Action 12

K. Governmentwide Commercial Credit Card Services 13

L. Federal Procurement Top 100 Contractors 14

M. Federal Procurement Top 10 Contractors by PSC 16

SECTION II - GEOGRAPHIC VIEWS

A. Federal Procurement by State Summary 19

B. Federal Procurement by Top 10 States for Last 5 Years 20

C. STATE SNAPSHOTS:

 1. Alabama 22

 2. Alaska 23

 3. Arizona 24

 4. Arkansas 25

 5. California 26

 6. Colorado 27

 7. Connecticut 28

 8. Delaware 29

 9. District of Columbia 30

 10. Florida 31

 11. Georgia 32

 12. Hawaii 33

 13. Idaho 34

 14. Illinois 35

 15. Indiana 36

 16. Iowa 37

 17. Kansas 38

 18. Kentucky 39

 19. Louisiana 40

 20. Maine 41

 21. Maryland 42

 22. Massachusetts 43

 23. Michigan 44

 24. Minnesota 45

 25. Missouri 46

 26. Mississippi 47

 27. Montana 48

 28. Nebraska 49

 29. Nevada 50

 30. New Hampshire 51

 31. New Jersey 52

 32. New Mexico 53

 33. New York 54

 34. North Carolina 55

 35. North Dakota 56

 36. Ohio 57

 37. Oklahoma 58

 38. Oregon 59

 39. Pennsylvania 60

 40. Rhode Island 61

 41. South Carolina 62

 42. South Dakota 63

 43. Tennessee 64

 44. Texas 65

 45. Utah 66

 46. Vermont 67

 47. Virginia 68

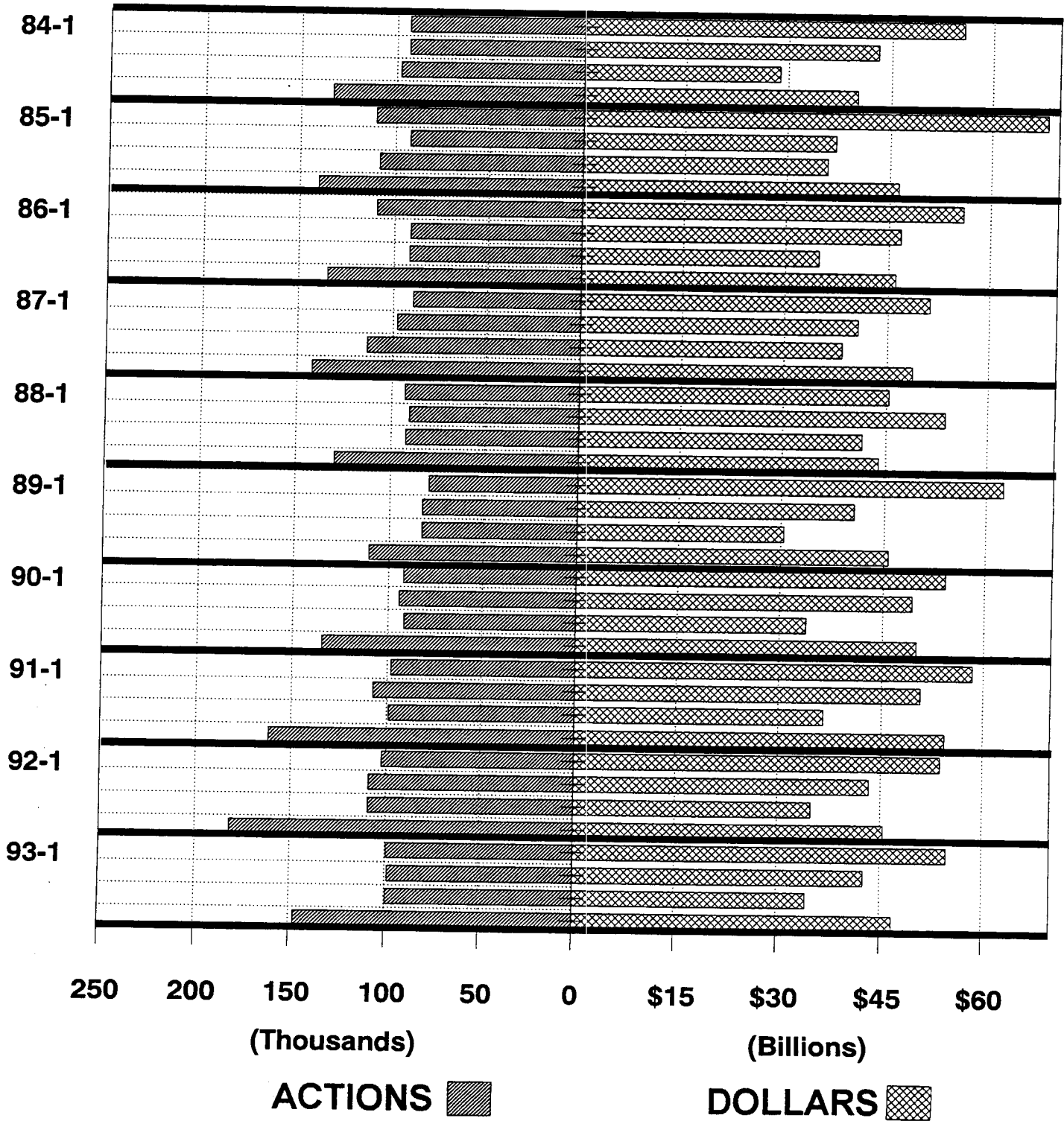
 48. Washington 69

TABLE OF CONTENTS - Continued

49.	West Virginia	70
50.	Wisconsin	71
51.	Wyoming	72
SECTION III - AGENCY VIEWS		
A.	Total Federal Snapshot Report	73
B.	Agency Snapshot Reports	74
1.	Executive Office of the President	76
2.	Department of Agriculture	78
3.	Department of Commerce	80
4.	Department of Defense	82
5.	Department of Education	84
6.	Department of Energy	86
7.	Department of Health and Human Services	88
8.	Department of Housing and Urban Development	90
9.	Department of the Interior	92
10.	Department of Justice	94
11.	Department of Labor	96
12.	Department of State	98
13.	Department of Transportation	100
14.	Department of the Treasury	102
15.	Department of Veterans Affairs	104
16.	Action	106
17.	Administrative Conference of the US	108
18.	Agency for International Development	110
19.	American Battle Monuments Commission	112
20.	Board for International Broadcasting	114
21.	Commission on Civil Rights	116
22.	Commodity Future Trading Commission	118
23.	Consumer Product Safety Commission	120
24.	Defense Nuclear Facilities Safety Board	122
25.	Environmental Protection Agency	124
26.	Equal Employment Opportunity Commission	126
27.	Federal Communications Commission	128
28.	Federal Election Commission	130
29.	Federal Emergency Management Agency	132
30.	Federal Labor Relations Authority	134
31.	Federal Maritime Commission	136
32.	Federal Mediation & Conciliation Service	138
33.	Federal Mine Safety & Health Review Commission	140
34.	Federal Trade Commission	142
35.	General Services Administration	144
36.	International Trade Commission	146
37.	Interstate Commerce Commission	148
38.	Merit System Protection Board	150
39.	National Aeronautics & Space Administration	152
40.	National Archives and Records Administration	154
41.	National Capital Planning Commission	158
42.	National Foundation on the Arts	160
43.	National Foundation on the Humanities	162
44.	National Gallery of Art	164
45.	National Labor Relations Board	166
46.	National Mediation Board	168
47.	National Science Foundation	170
48.	National Transportation Safety Board	172
49.	Nuclear Regulatory Commission	174
50.	Occupational Safety and Health Review Commission	176
51.	Office of Personnel Management	178
52.	Peace Corps	180
53.	Pennsylvania Avenue Development Corporation	182
54.	Railroad Retirement Board	184
55.	Securities Exchange Commission	186
56.	Selective Service System	188
57.	Small Business Administration	190
58.	Smithsonian Institution	192
59.	Tennessee Valley Authority	194
60.	U.S. Soldiers and Airmens Home	196
61.	U.S. Trade & Development Agency	198
62.	United States Arms Control and Disarmament Agency	200
63.	United States Information Agency	202

FEDERAL PROCUREMENT DATA SYSTEM
FEDERAL PROCUREMENT HISTORY
 Actions Reported Individually on SF279
 Fiscal Year 1993 Through Fourth Quarter

Fiscal Year
 Quarterly Report
 Periods



**FEDERAL PROCUREMENT DATA SYSTEM
SMALL BUSINESS OWNERSHIP REPORT**

Number of New Businesses by Type of Contractor

Actions Reported Individually on SF279

Fiscal Year 1993 Through Fourth Quarter

	Women-Owned Small Business Firms	Women-Owned Small Disadvantaged Business Firms	Other Small Disadvantaged Business Firms
TOTAL FEDERAL	3,347	695	4,841
Executive Office of the President	1	1	0
Department of Agriculture	436	56	460
Department of Commerce	33	6	19
Department of Defense	1,315	366	2,553
Department of Education	8	0	12
Department of Energy	59	4	50
Department of Health and Human Services	126	37	125
Department of Housing and Urban Development	0	0	7
Department of the Interior	190	25	229
Department of Justice	228	13	86
Department of Labor	13	3	10
Department of State	35	8	26
Department of Transportation	115	27	114
Department of the Treasury	42	15	46
Department of Veterans Affairs	333	32	363
Action	0	0	0
Administrative Conference of the U.S.	0	0	0
Agency for International Development	59	7	41
American Battle Monuments Commission	0	0	0
Board for International Broadcasting	0	0	0
Commission on Civil Rights	0	0	0
Commodity Futures Trading Commission	3	0	0
Consumer Product Safety Commission	0	0	1
Defense Nuclear Facilities Safety Board	0	0	0
Environmental Protection Agency	1	1	22
Equal Employment Opportunity Commission	1	0	0
Federal Communications Commission	0	0	0
Federal Election Commission	0	0	0
Federal Emergency Management Agency	3	1	10
Federal Energy Regulatory Commission	0	0	0
Federal Labor Relations Authority	0	0	0
Federal Maritime Commission	0	0	0
Federal Mediation and Conciliation Service	0	0	0
Federal Mine Safety and Health Review Commission	0	0	0
Federal Trade Commission	0	0	0
General Services Administration	207	43	546
International Trade Commission	0	0	3
Interstate Commerce Commission	0	0	0
Merit Systems Protection Board	0	0	0
National Aeronautics and Space Administration	44	17	79
National Archives and Records Administration	1	0	3
National Capital Planning Commission	0	0	0
National Foundation on the Arts	0	0	0
National Foundation on the Humanities	1	0	0
National Gallery of Art	1	1	0
National Labor Relations Board	0	0	0
National Mediation Board	0	0	0
National Science Foundation	12	0	0
National Transportation Safety Board	0	0	0
Nuclear Regulatory Commission	12	12	1
Occupational Safety and Health Review Commission	0	0	0
Office of Personnel Management	0	0	0
Peace Corps	2	1	0
Pennsylvania Avenue Development Corporation	0	0	0
Railroad Retirement Board	0	0	0
Securities and Exchange Commission	0	0	2
Selective Service System	0	0	0
Small Business Administration	12	11	3
Smithsonian Institution	4	0	0
Tennessee Valley Authority	30	7	20
U.S. Soldiers and Airmens Home	0	0	0
U.S. Trade & Development Agency	1	1	0
United States Arms Control and Disarmament Agency	0	0	0
United States Information Agency	9	0	6

FEDERAL PROCUREMENT DATA SYSTEM
SMALL BUSINESS OWNERSHIP REPORT

Number of New Businesses by Ethnic Group
 Actions Reported Individually on SF279
 Fiscal Year 1993 Through Fourth Quarter

	Women-Owned Small Business Firms	Women-Owned Small Disadvantaged Business Firms	Other Small Disadvantaged Business Firms
TOTAL DEFENSE	1,315	366	2,553
Subcontinent Asian (Asian-Indian) American	29	29	193
Asian Pacific American	63	63	394
Black American	97	97	655
Hispanic American	76	76	751
Native American	55	55	248
Other SDB (certified/ determined by SBA)	16	16	93
No Representation	23	23	192
Other	956	7	27

SECTION I
TOTAL FEDERAL VIEW

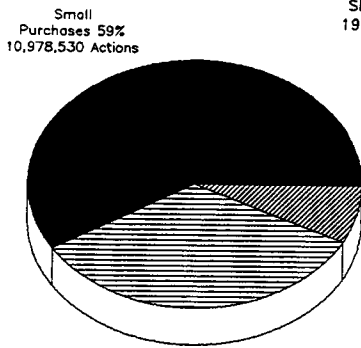
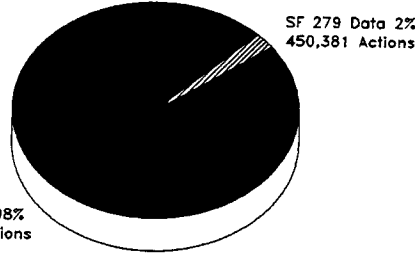
FEDERAL PROCUREMENT DATA SYSTEM
FEDERAL CONTRACT ACTIONS AND DOLLARS
BY EXECUTIVE DEPARTMENT AND AGENCY
Fiscal Year 1993 Through Fourth Quarter

	All Reported Actions			
	Actions	Percent of Actions	Dollars(000)	Percent of Dollars
TOTAL FEDERAL	19,712,511	100.000	200,416,201	100.000
Executive Office of the President	2,008	0.010	17,600	0.008
Department of Agriculture	1,175,321	5.946	3,793,007	1.889
Department of Commerce	113,480	0.574	825,938	0.411
Department of Defense	11,883,320	60.119	136,022,346	67.745
Department of Education	17,877	0.090	334,386	0.166
Department of Energy	40,412	0.204	18,486,719	9.197
Department of Health and Human Services	1,040,966	5.266	3,387,888	1.691
Department of Housing and Urban Development	8,998	0.045	196,509	0.097
Department of the Interior	558,547	2.825	1,919,179	0.955
Department of Justice	677,609	3.428	2,195,055	1.093
Department of Labor	24,771	0.125	811,846	0.404
Department of State	135,438	0.685	1,006,250	0.501
Department of Transportation	245,983	1.244	3,394,768	1.690
Department of the Treasury	194,488	0.983	2,074,414	1.033
Department of Veterans Affairs	2,139,799	10.825	4,162,967	2.073
Action	1,786	0.009	4,527	0.002
Administrative Conference of the U.S.	572	0.002	388	0.000
Agency for International Development	14,346	0.072	1,163,926	0.579
American Battle Monuments Commission	14,350	0.072	10,522	0.005
Board for International Broadcasting	0	0.000	0	0.000
Commission on Civil Rights	771	0.003	459	0.000
Commodity Futures Trading Commission	1,591	0.008	10,172	0.005
Consumer Product Safety Commission	2,016	0.010	6,646	0.003
Defense Nuclear Facilities Safety Board	303	0.001	786	0.000
Environmental Protection Agency	50,690	0.256	1,098,653	0.547
Equal Employment Opportunity Commission	6,083	0.030	40,094	0.019
Federal Communications Commission	808	0.004	1,456	0.000
Federal Election Commission	1,885	0.009	2,930	0.001
Federal Emergency Management Agency	6,242	0.031	254,264	0.126
Federal Energy Regulatory Commission	422	0.002	18,576	0.009
Federal Labor Relations Authority	548	0.002	1,900	0.000
Federal Maritime Commission	407	0.002	1,045	0.000
Federal Mediation and Conciliation Service	1,364	0.006	2,263	0.001
Federal Mine Safety and Health Review Commission	653	0.003	660	0.000
Federal Trade Commission	1,816	0.009	8,475	0.004
General Services Administration	1,090,450	5.516	5,535,893	2.757
International Trade Commission	2,488	0.012	3,314	0.001
Interstate Commerce Commission	497	0.002	845	0.000
Merit Systems Protection Board	2,526	0.012	1,489	0.000
National Aeronautics and Space Administration	93,775	0.474	12,027,148	5.990
National Archives and Records Administration	3,109	0.015	33,286	0.016
National Capital Planning Commission	208	0.001	233	0.000
National Foundation on the Arts	765	0.003	2,628	0.001
National Foundation on the Humanities	2,344	0.011	2,880	0.001
National Gallery of Art	3,728	0.018	8,266	0.004
National Labor Relations Board	1,713	0.008	10,231	0.005
National Mediation Board	467	0.002	2,626	0.001
National Science Foundation	2,392	0.012	172,779	0.086
National Transportation Safety Board	0	0.000	0	0.000
Nuclear Regulatory Commission	3,093	0.015	45,192	0.022
Occupational Safety and Health Review Commission	502	0.002	497	0.000
Office of Personnel Management	16,770	0.084	81,746	0.040
Peace Corps	14,165	0.071	41,896	0.020
Pennsylvania Avenue Development Corporation	149	0.000	820	0.000
Railroad Retirement Board	3,680	0.018	9,600	0.004
Securities and Exchange Commission	2,795	0.014	26,419	0.013
Selective Service System	1,122	0.005	1,561	0.000
Small Business Administration	7,925	0.040	30,550	0.015
Smithsonian Institution	36,168	0.182	67,821	0.033
Tennessee Valley Authority	27,776	0.140	959,005	0.474
U. S. Soldiers and Airmens Home	0	0.000	0	0.000
U. S. Trade & Development Agency	368	0.001	2,238	0.001
United States Arms Control and Disarmament Agency	229	0.001	4,834	0.002
United States Information Agency	27,657	0.142	135,790	0.067

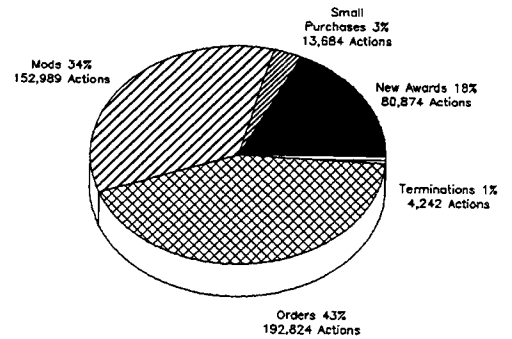
Actions Reported Individually on SF279				Actions Reported in Summary on SF281			
Actions	Percent of Actions	Dollars (000)	Percent of Dollars	Actions	Percent of Actions	Dollars (000)	Percent of Dollars,
450,381	100.000	178,336,979	100.000	19,262,130	100.000	22,079,222	100.000
108	0.023	10,734	0.006	1,900	0.009	6,866	0.031
19,258	4.276	3,188,183	1.784	1,156,063	5.985	604,824	2.739
4,283	0.951	670,116	0.374	109,197	0.565	155,822	0.705
227,703	50.560	121,428,610	67.848	11,655,617	60.342	14,593,736	66.097
961	0.213	317,205	0.177	16,916	0.087	17,181	0.077
5,297	1.176	18,417,935	10.306	35,115	0.181	48,784	0.220
12,011	2.662	2,555,349	1.434	1,028,955	5.326	832,539	3.770
423	0.093	182,170	0.101	8,575	0.044	14,339	0.064
16,230	3.603	1,453,453	0.813	542,317	2.807	465,726	2.109
12,229	2.715	1,550,721	0.867	665,380	3.444	644,334	2.918
1,623	0.360	774,872	0.433	23,148	0.119	36,974	0.167
4,049	0.899	668,932	0.374	131,389	0.680	337,318	1.527
12,885	2.861	2,938,430	1.644	233,098	1.206	456,338	2.066
9,804	2.176	1,802,028	1.008	184,664	0.956	272,386	1.233
40,066	8.896	2,225,919	1.245	2,099,733	10.870	1,937,048	8.773
8	0.001	2,334	0.001	1,778	0.009	2,193	0.009
0	0.000	0	0.000	572	0.002	388	0.001
2,773	0.615	1,137,350	0.636	11,573	0.059	26,576	0.120
0	0.000	0	0.000	14,350	0.074	10,522	0.047
0	0.000	0	0.000	0	0.000	0	0.000
0	0.000	0	0.000	771	0.003	459	0.002
55	0.012	8,458	0.004	1,536	0.007	1,714	0.007
80	0.017	3,421	0.001	1,936	0.010	3,225	0.014
0	0.000	0	0.000	303	0.001	786	0.003
6,972	1.548	1,011,768	0.566	43,718	0.226	86,885	0.393
408	0.090	33,885	0.018	5,675	0.029	6,209	0.028
0	0.000	0	0.000	808	0.004	1,456	0.006
13	0.002	571	0.000	1,872	0.009	2,359	0.010
964	0.214	238,599	0.133	5,278	0.027	15,665	0.070
47	0.010	14,471	0.008	375	0.001	4,105	0.018
3	0.000	106	0.000	545	0.002	1,794	0.008
4	0.000	512	0.000	403	0.002	533	0.002
0	0.000	0	0.000	1,364	0.007	2,263	0.010
0	0.000	0	0.000	653	0.003	660	0.002
49	0.010	4,492	0.002	1,767	0.009	3,983	0.018
47,399	10.524	4,557,236	2.550	1,043,051	5.399	978,657	4.432
28	0.006	2,150	0.001	2,460	0.012	1,164	0.005
3	0.000	405	0.000	494	0.002	440	0.001
4	0.000	160	0.000	2,522	0.013	1,329	0.006
17,647	3.918	11,804,692	6.605	76,128	0.394	222,456	1.007
154	0.034	23,915	0.013	2,955	0.015	9,371	0.042
0	0.000	0	0.000	208	0.001	233	0.001
13	0.002	907	0.000	752	0.003	1,721	0.007
12	0.002	988	0.000	2,332	0.012	1,892	0.008
27	0.005	1,394	0.000	3,701	0.019	6,872	0.031
48	0.010	6,917	0.003	1,665	0.008	3,314	0.015
146	0.032	2,109	0.001	321	0.001	517	0.002
287	0.063	166,466	0.093	2,105	0.010	6,313	0.028
0	0.000	0	0.000	0	0.000	0	0.000
311	0.069	37,210	0.020	2,782	0.014	7,982	0.036
0	0.000	0	0.000	502	0.002	497	0.002
2,303	0.511	54,299	0.030	14,467	0.074	27,447	0.124
209	0.046	16,575	0.009	13,956	0.072	25,321	0.114
5	0.001	655	0.000	144	0.000	165	0.000
48	0.010	5,379	0.003	3,632	0.018	4,221	0.019
99	0.021	19,309	0.010	2,696	0.013	7,110	0.032
5	0.001	264	0.000	1,117	0.005	1,297	0.005
212	0.047	21,463	0.012	7,713	0.039	9,087	0.041
280	0.062	30,400	0.017	35,888	0.185	37,421	0.169
2,209	0.490	874,913	0.674	25,567	0.132	84,092	0.380
0	0.000	0	0.000	0	0.000	0	0.000
3	0.000	278	0.000	365	0.001	1,960	0.008
51	0.011	3,660	0.002	178	0.000	1,174	0.005
572	0.127	94,611	0.052	27,085	0.418	41,179	0.186

FEDERAL PROCUREMENT DATA SYSTEM
SF279/SF281 COMPARISONS
 Fiscal Year 1993 Through Fourth Quarter

ACTIONS

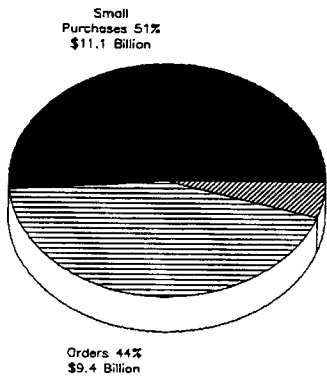
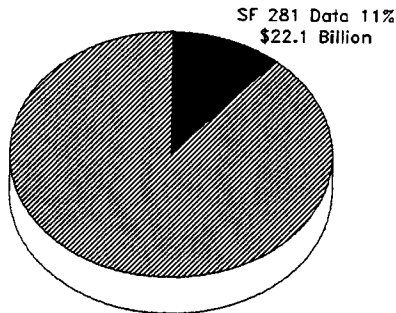


SF 281 Data By Procurement Methods

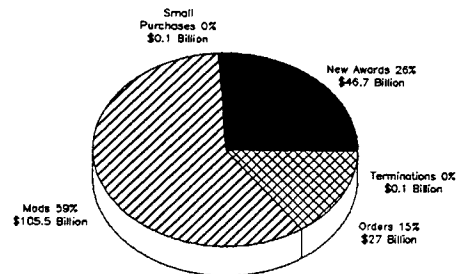


SF 279 Data by Kind of Contract Action

DOLLARS



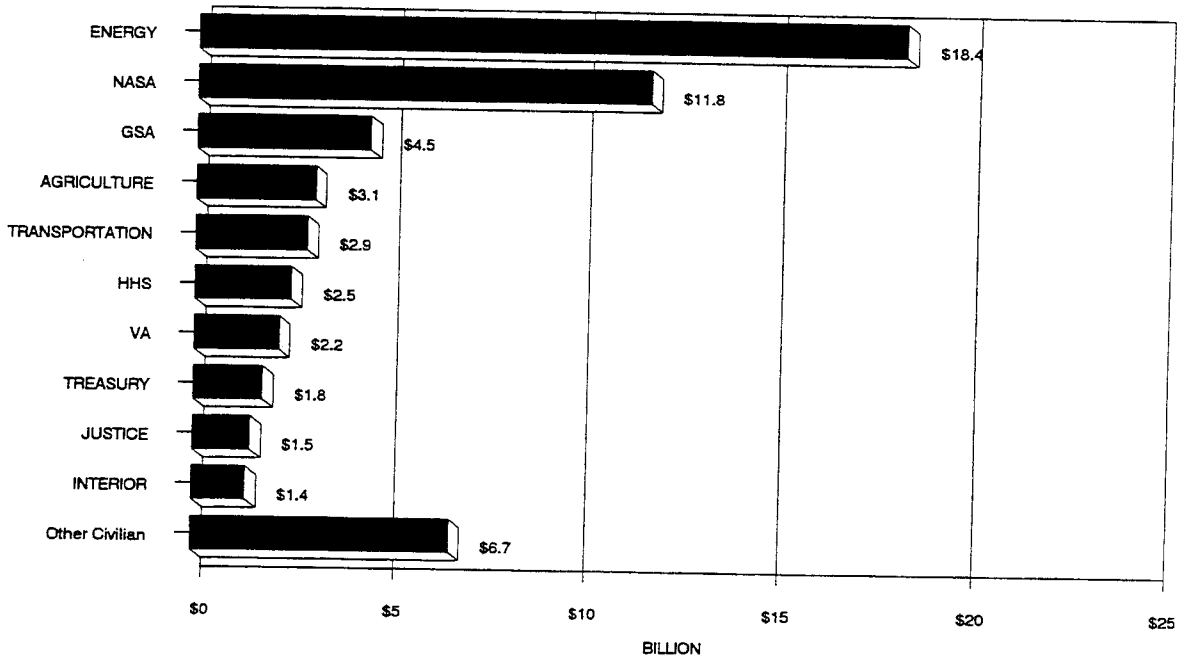
SF 281 Data By Procurement Methods



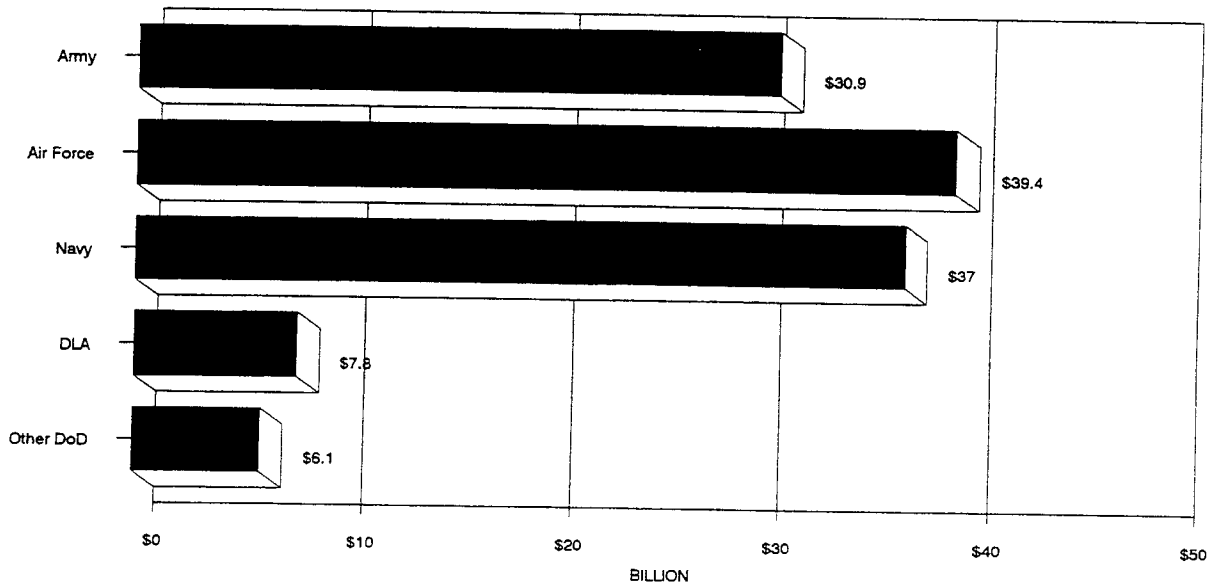
SF 279 Data by Kind of Contract Action

FEDERAL PROCUREMENT DATA SYSTEM
CONTRACT DOLLARS BY EXECUTIVE DEPARTMENTS AND AGENCIES
 Actions Reported Individually on SF279
 Fiscal Year 1993 Through Fourth Quarter

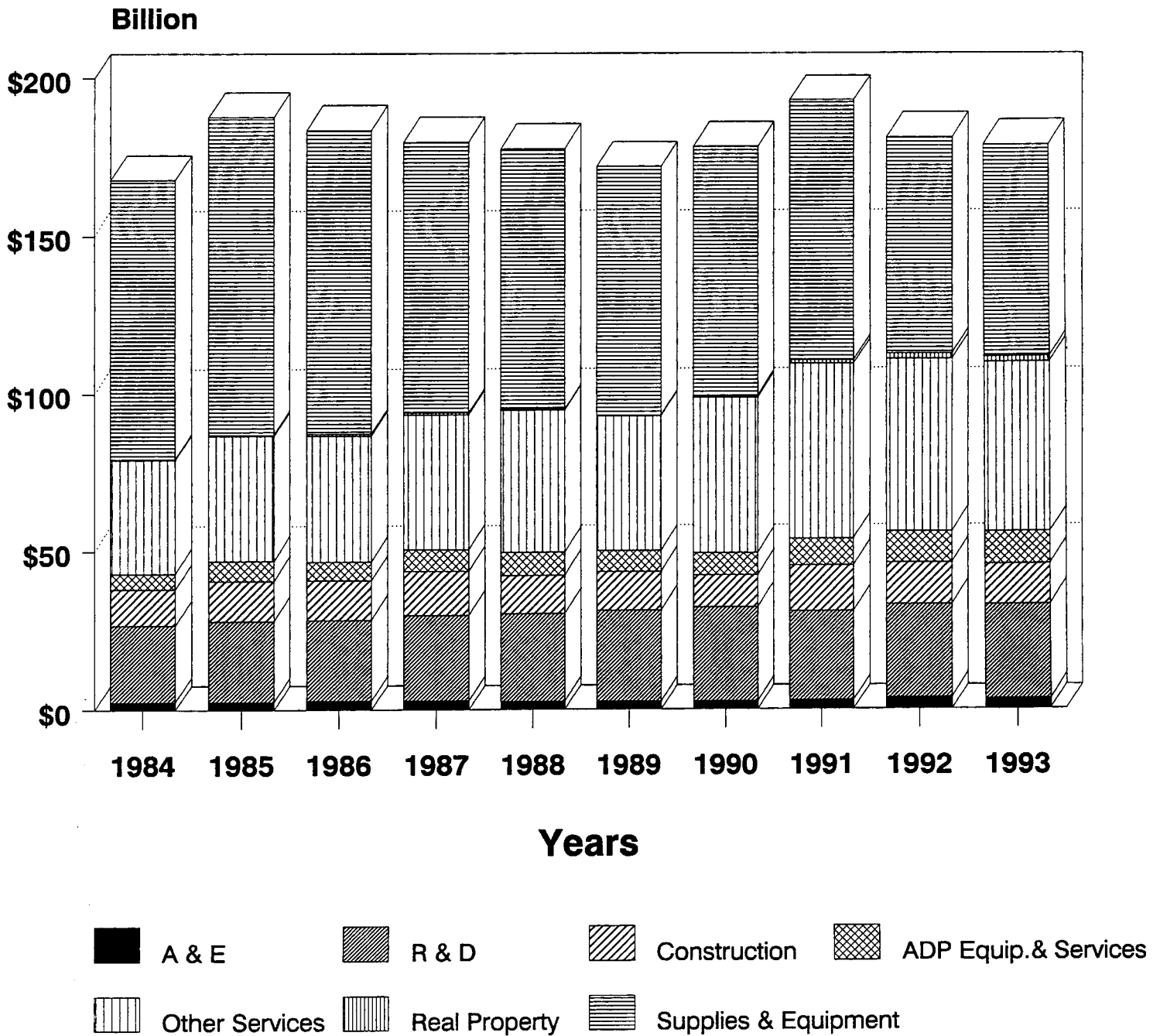
CIVILIAN AGENCIES
 TOTAL DOLLARS \$57.2 BILLION



DEPARTMENT OF DEFENSE
 TOTAL DOLLARS \$121.4 BILLION



FEDERAL PROCUREMENT DATA SYSTEM
FEDERAL PROCUREMENT BY MAJOR PRODUCT/SERVICE CATEGORY
 Actions Reported Individually on SF279
 Fiscal Year 1993 Through Fourth Quarter



FEDERAL PROCUREMENT DATA SYSTEM
RESEARCH AND DEVELOPMENT SUMMARY - BY R & D CATEGORY
 Actions Reported Individually on SF279
 Fiscal Year 1993 Through Fourth Quarter

	Year to Date	
	Number of Actions	Dollars (000)
TOTAL FEDERAL RESEARCH AND DEVELOPMENT	34,177	29,702,289
AA Agriculture	15	1,665
AB Community Services and Development	10	850
AC Defense Systems	9,392	14,097,387
AD Defense - Other	10,479	4,229,012
AE Economic Growth and Productivity		
AF Education	345	150,133
AG Energy	172	38,712
AH Environmental Protection	530	1,306,778
AJ General Science and Technology	724	127,213
AK Housing	1,172	246,349
AL Income Security	1	272
AM International Affairs and Cooperation	0	0
AN Medical	2	1,164
AP Natural Resources	1,655	1,455,831
AQ Social Services	59	6,809
AR Space	7	5,790
AS Transportation, Modal	4,590	5,531,794
AT Transportation, General	123	42,560
AV Mining	869	169,170
AZ Other Research and Development	72	29,747
	3,960	2,261,053

OTHER SERVICES AND CONSTRUCTION - SUMMARY BY SERVICE CATEGORY
 Actions Reported Individually on SF279
 Fiscal Year 1993 Through Fourth Quarter

	Year to Date	
	Number of Actions	Dollars (000)
TOTAL FEDERAL OTHER SERVICES AND CONSTRUCTION	257,915	77,645,190
B Special Studies and Analyses - Not R&D	3,089	835,414
C Architect and Engineering Services - Construction	20,204	3,294,608
D Automatic Data Processing and Telecommunications Services	19,709	5,271,672
F Natural Resources Management	8,977	1,539,026
G Social Services		
H Quality Control, Testing and Inspection Services	2,917	880,104
J Maintenance, Repair, and Rebuilding of Equipment	1,452	918,241
K Modification of Equipment	23,469	7,330,650
L Technical Representation Services	1,044	1,326,535
M Operation of Government-Owned Facility	1,839	883,116
N Installation of Equipment	5,028	17,766,403
P Salvage Services	2,041	267,442
Q Medical Services	576	77,747
R Professional, Administrative and Management Support Services	18,850	1,370,648
S Utilities and Housekeeping Services	34,253	11,950,185
T Photographic, Mapping, Printing, and Publication Services	22,537	5,933,685
U Training Services	2,359	202,228
V Transportation and Travel	5,716	895,357
W Lease or Rental of Equipment	6,316	2,114,613
X Lease or Rental of Facilities	2,875	426,254
Y Construction of Structures and Facilities	11,164	1,719,250
Z Maintenance, Repair or Alteration of Real Property	18,036	7,215,302
	45,464	5,626,710

FEDERAL PROCUREMENT DATA SYSTEM
SUPPLIES AND EQUIPMENT - SUMMARY BY FSC GROUP
 Actions Reported Individually on SF279
 Fiscal Year 1993 Through Fourth Quarter

	Year to Date	
	Number of Actions	Dollars (000)
TOTAL FEDERAL SUPPLIES AND EQUIPMENT	152,521	71,019,500
10 Weapons	844	879,931
11 Nuclear Ordnance	41	38,619
12 Fire Control Equipment	768	681,555
13 Ammunition and Explosives	1,455	2,543,905
14 Guided Missiles	1,626	5,784,778
15 Aircraft and Airframe Structural Components	2,676	12,829,450
16 Aircraft Components and Accessories	3,056	1,446,748
17 Aircraft Launching, Landing, and Ground Handling Equipment	407	265,408
18 Space Vehicles	372	1,722,482
19 Ships, Small Craft, Pontoons and Floating Docks	1,448	5,343,977
20 Ship and Marine Equipment	585	172,321
22 Railway Equipment	20	20,592
23 Ground Effect Vehicles, Motor Vehicles, Trailers, and Cycles	1,229	3,354,313
24 Tractors	95	13,624
25 Vehicular Equipment Components	1,318	398,327
26 Tires and Tubes	279	91,300
28 Engines, Turbines, and Components	2,554	3,405,447
29 Engine Accessories	1,108	164,662
30 Mechanical Power Transmission Equipment	637	63,469
31 Bearings	496	87,611
32 Woodworking Machinery and Equipment	25	3,044
34 Metalworking Machinery	612	85,720
35 Service and Trade Equipment	222	29,417
36 Special Industry Machinery	1,150	119,128
37 Agricultural Machinery and Equipment	204	20,415
38 Construction, Mining, Excavating, and Highway Maintenance Equipment	504	100,518
39 Materials Handling Equipment	824	244,272
40 Rope, Cable, Chain and Fittings	215	23,080
41 Refrigeration, Air Conditioning and Air Circulating Equipment	855	138,981
42 Fire Fighting, Rescue, and Safety Equipment	554	165,124
43 Pumps and Compressors	941	110,727
44 Furnace, Steam Plant, and Drying Equipment; and Nuclear Reactors	422	1,013,851
45 Plumbing, Heating, and Sanitation Equipment	213	19,416
46 Water Purification and Sewage Treatment Equipment	123	53,926
47 Pipe, Tubing, Hose and Fittings	781	66,242
48 Valves	990	83,305
49 Maintenance and Repair Shop Equipment	1,125	397,038
51 Hand Tools	1,153	55,541
52 Measuring Tools	98	5,606
53 Hardware and Abrasives	1,283	97,002

FEDERAL PROCUREMENT DATA SYSTEM
SUPPLIES AND EQUIPMENT - SUMMARY BY FSC GROUP-Continued
 Actions Reported in Summary on SF279
 Fiscal Year 1993 Through Fourth Quarter

	Year to Date	
	Number of Actions	Dollars (000)
54 Prefabricated Structures and Scaffolding	563	118,071
55 Lumber, Millwork, Plywood and Veneer	664	30,462
56 Construction and Building Materials	649	72,148
58 Communications, Detection, and Coherent Radiation Equipment	8,983	6,144,968
59 Electrical and Electronic Equipment Components	5,321	1,263,151
60 Fiber Optics Materials, Components, Assemblies, and Accessories	308	85,520
61 Electric Wire, and Power and Distribution Equipment	2,722	556,343
62 Lighting Fixtures and Lamps	459	41,936
63 Alarm, Signal, and Security Detection Systems	307	66,212
65 Medical, Dental, and Veterinary Equipment and Supplies	16,331	1,107,683
66 Instruments and Laboratory Equipment	5,829	1,050,860
67 Photographic Equipment	704	61,800
68 Chemicals and Chemical Products	1,636	256,913
69 Training Aids and Devices	636	496,960
70 General Purpose Automatic Data Processing Equipment	26,110	3,837,161
71 Furniture	8,300	448,969
72 Household and Commercial Furnishings and Appliances	888	-614,489
73 Food Preparation and Serving Equipment	810	34,178
74 Office Machines, Text Processing Systems and Visible Record	679	45,200
75 Office Supplies and Devices	4,399	160,611
76 Books, Maps, and Other Publications	971	191,930
77 Musical Instruments, Phonographs and Home-type Radios	58	3,448
78 Recreational and Athletic Equipment	202	9,704
79 Cleaning Equipment and Supplies	1,082	59,234
80 Brushes, Paints, Sealers and Adhesives	1,022	31,979
81 Containers, packaging and Packing Supplies	2,526	221,392
83 Textiles, Leather, Furs, Apparel and Shoe Findings, Tents and Flags	639	198,633
84 Clothing, Individual Equipment, and Insignia	1,167	515,579
85 Toiletries	795	62,872
87 Agricultural Supplies	328	17,178
88 Live Animals	59	8,734
89 Subsistence	15,572	3,387,199
91 Fuels, Lubricants, Oils, and Waxes	1,887	4,878,818
93 Nonmetallic Fabricated Materials	787	119,648
94 Nonmetallic Crude Materials	284	771,162
95 Metal Bars, Sheets and Shapes	739	125,890
96 Ores, Minerals and Their Primary Products	296	316,177
99 Miscellaneous	4,480	2,691,736
E Purchase of Structures and Facilities	21	2,658

FEDERAL PROCUREMENT DATA SYSTEM
STANDARD INDUSTRIAL CLASSIFICATION (SIC) CODE SUMMARY - BY SIC GROUP

Actions Reported Individually on SF279
 Fiscal Year 1993 Through Fourth Quarter

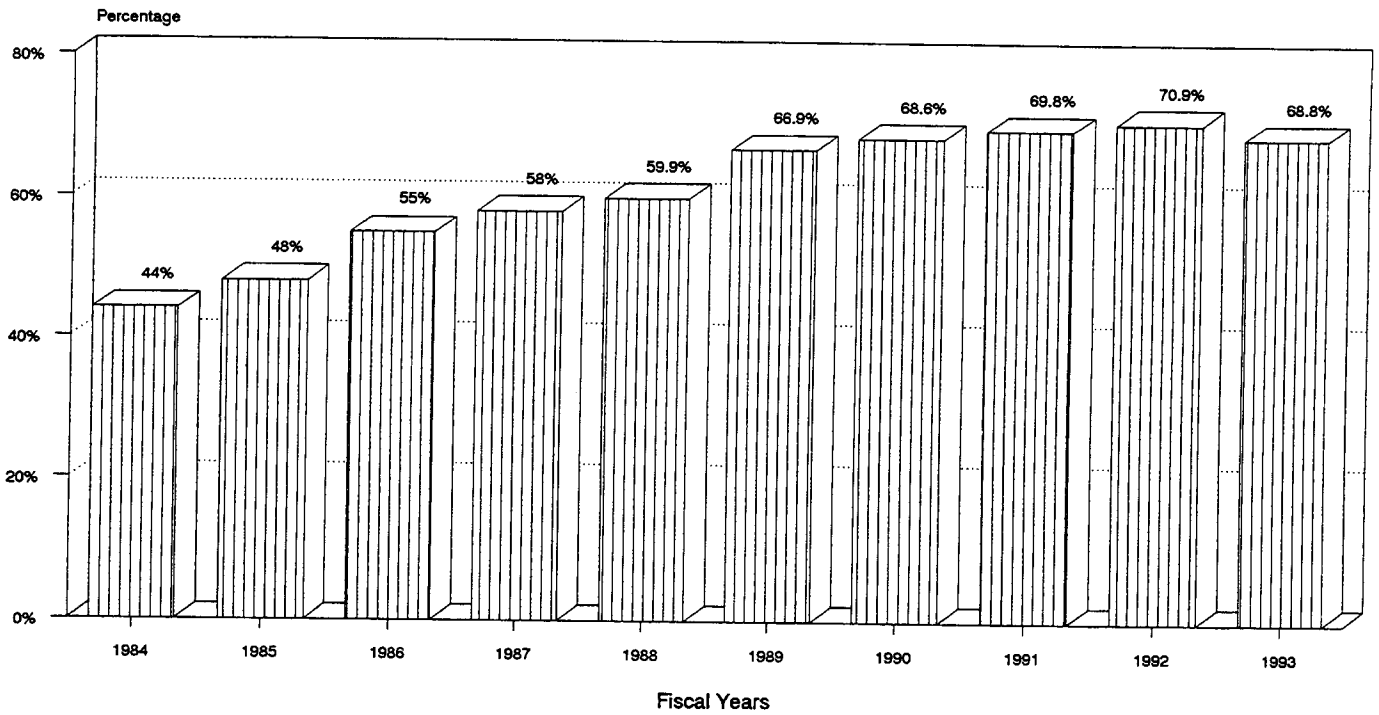
	Year to Date	
	Number of Actions	Dollars (000)
TOTAL FEDERAL	444,613	178,366,979
Agriculture, forestry, and fishing		
01 Agriculture production - crops	25	2,865
02 Agriculture production livestock and animal specialties	102	10,848
07 Agricultural services	946	126,363
08 Forestry	2,357	106,352
09 Fishing, hunting, and trapping	41	2,250
TOTAL	3,471	248,678
Mining		
10 Metal mining	6	10,355
12 Coal mining	12	2,530
13 Oil and gas extraction	322	257,349
14 Mining and quarrying of nonmetallic minerals, except fuels	240	23,506
TOTAL	580	293,740
Construction		
15 Building construction-general contractors and operative builders	30,358	6,524,651
16 Heavy construction other than building construction contractors	13,268	3,855,545
17 Construction-special trade contractors	20,554	2,312,232
TOTAL	64,180	12,692,428
Manufacturing		
20 Food and kindred products	13,304	3,261,914
21 Tobacco products	36	3,689
22 Textile mill products	895	92,109
23 Apparel and other finished products made from fabrics	1,202	463,370
24 Lumber and wood products, except furniture	811	50,933
25 Furniture and fixtures	8,493	-187,185
26 Paper and allied products	4,513	302,382
27 Printing, publishing, and allied industries	1,870	232,454
28 Chemicals and allied products	12,673	1,268,579
29 Petroleum refining and related industries	460	3,488,903
30 Rubber and miscellaneous plastics products	2,603	227,571
31 Leather and leather products	240	96,389
32 Stone, clay, glass, and concrete products	652	139,418
33 Primary metal industries	1,422	291,839
34 Fabricated metal products, except machinery and transportation	7,713	7,548,111
35 Industrial and commercial machinery and computer equipment	27,244	4,816,158
36 Electronic, other electrical equipment and components, not computer	18,353	7,910,223
37 Transportation equipment	29,690	49,238,993
38 Measuring, analyzing, and controlling instruments	16,070	5,289,555
39 Miscellaneous manufacturing industries	2,064	156,591
TOTAL	150,308	84,673,996
Transportation, communications, electric, gas, and sanitary service		
40 Railroad transportation	12	859
41 Local and suburban transit and interurban passenger transportation	875	93,712
42 Motor freight transportation and warehousing	2,332	410,180
43 United States Postal Service	2	349
44 Water transportation	2,261	1,597,074
45 Transportation by air	2,868	982,466
46 Pipelines, except natural gas	30	7,726
47 Transportation services	454	98,793
48 Communications	7,774	2,661,373
49 Electric, gas, and sanitary services	12,299	2,672,980
TOTAL	28,927	8,525,512

FEDERAL PROCUREMENT DATA SYSTEM
**STANDARD INDUSTRIAL CLASSIFICATION (SIC) CODE SUMMARY - BY SIC
 GROUP - Continued**

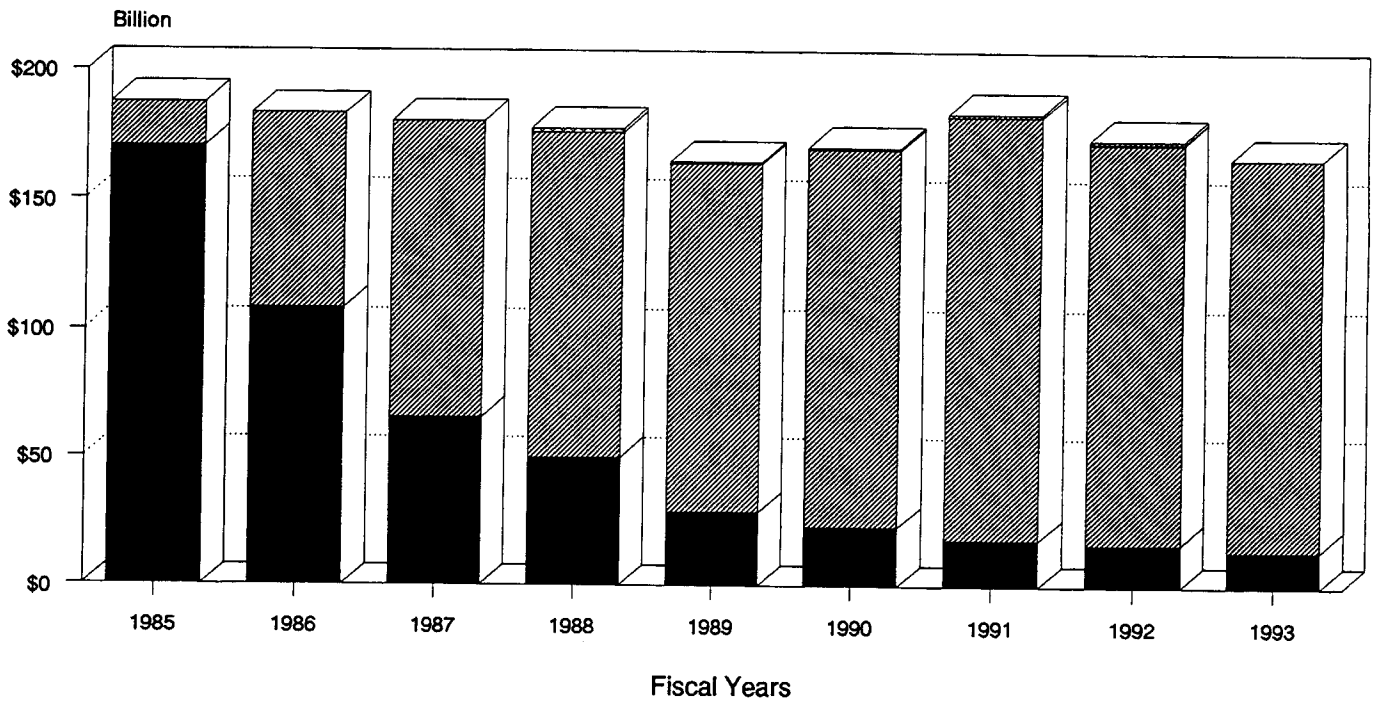
Actions Reported in Summary on SF279
 Fiscal Year 1993 Through Fourth Quarter


	Year to Date	
	Number of Actions	Dollars (000)
Wholesale trade		
50 Wholesale trade-durable goods	10,133	1,611,929
51 Wholesale trade-nondurable goods	4,401	1,237,451
TOTAL	14,534	2,849,380
Retail trade		
52 Building materials, hardware, garden supply, and mobile home dealer	121	50,344
53 General merchandise stores	8	500
54 Food stores	58	5,192
55 Automotive dealers and gasoline service stations	61	5,326
56 Apparel and accessory stores	6	377
57 Home furniture, furnishings, and equipment stores	402	22,879
58 Eating and drinking places	1,091	308,148
59 Miscellaneous retail	387	61,406
TOTAL	2,134	454,172
Finance, insurance, and real estate		
60 Depository institutions	38	36,834
61 Nondepository credit institutions	8	-94
62 Security and commodity brokers, dealers, exchanges, and services	51	17,224
63 Insurance carriers	61	307,909
64 Insurance agents, brokers, and service	230	172,804
65 Real estate	12,549	1,486,612
67 Holding and other real investment offices	6	-2,085
TOTAL	12,943	2,019,204
Services		
70 Hotels, rooming houses, camps, and other lodging places	728	57,413
72 Personal services	936	76,540
73 Business services	37,378	9,139,742
75 Automotive repair, services, and parking	744	109,282
76 Miscellaneous repair services	3,579	932,131
78 Motion pictures	447	58,943
79 Amusement and recreation services	87	6,767
80 Health services	18,721	2,039,868
81 Legal services	290	39,330
82 Educational services	3,348	2,720,088
83 Social services	1,787	220,557
84 Museums, art galleries, and botanical and zoological gardens	34	1,840
86 Membership organizations	71	15,021
87 Engineering, accounting, research, management, and related services	83,350	42,936,075
88 Private holdings	1	100
89 Miscellaneous services	10,493	3,303,096
TOTAL	161,995	62,000,286
Public administration		
91 Executive, legislative, and general government, except finance	412	30,023
92 Justice, public order, and safety	242	35,365
93 Public finance, taxation, and monetary policy	13	2,367
94 Administration of human resource programs	99	14,488
95 Administration of environmental quality and housing programs	351	171,952
96 Administration of economic programs	182	460,168
97 National security and international affairs	295	142,213
TOTAL	1,594	856,576
Nonclassifiable establishments		
99 Nonclassifiable establishments	3,948	4,096,500

**FEDERAL PROCUREMENT DATA SYSTEM
 PERCENTAGE OF PROCUREMENT DOLLARS AWARDED COMPETITIVELY
 SF279 and SF 281 Data**



**FEDERAL PROCUREMENT DATA SYSTEM
 COMPARISON OF PRE- AND POST-CICA ACTIONS**



 PRE-CICA	 CICA APPLICABLE
 SMALL PURCHASE	 NOT SUBJECT TO CICA

Governmentwide Commercial Credit Card Services
FY 1993 Agency Data

Agency Name	Sales	Purchases
US Commission on Civil Rights	576	4
Library of Congress	0	0
Government Printing Office	50,331	683
Admin Office of the US Courts	77,395	603
Peace Corps	197,682	986
Department of Agriculture	23,198,842	150,526
Department of Commerce	29,739,474	141,483
Department of Interior	16,811,002	96,025
Department of Justice	2,338,512	5,653
Department of Labor	3,370,266	14,411
U.S. Postal Service	44,484,886	102,546
Department of State	491,175	998
Department of the Treasury	9,420,152	179,639
Resolution Trust Corporation	195,748	375
U.S. Tax Court	29,118	117
Office of Personnel Management	1,250,123	3,877
National Credit Union Admin.	31,312	164
FCC	511,349	3,214
Federal Trade Commission	272,663	1,209
Smithsonian Institution	192,345	882
International Trade Commission	34,844	210
Department of Veterans Affairs	94,849	542
Merit Systems Protection Board	75,570	470
ACTION	37,269	248
EEOC	84,579	602
Appalachian Regional Comm.	4,418	40
General Services Administration	1,353,565	9,802
National Science Foundation	514,621	3,279
Securities and Exchange Comm.	204	3
FLRA	60,092	310
FEMA	1,486,390	4,364
Natl Found. for Arts/Humanities	227,230	1,162
Railroad Retirement Board	50,699	194
Consumer Product Safety Board	16,625	95
National Labor Relations Board	41,505	507
U.S. Information Agency	585,262	2,278
Environmental Protection Agency	6,653,942	20,572
Department of Transportation	67,833,266	256,597
Agency for International Develop.	96,235	472
Small Business Administration	73,191	418
Dept. of Health & Human Services	2,969,674	12,413
NASA	7,804,148	15,813
Dept. of Housing & Urban Develop.	2,252,589	7,806
National Archives	548,535	2,715
Department of Energy	12,786,825	23,069
Department of Education	963,736	3,504
Fed. Mediation & Conciliation Svc	30,918	146
Office of the General Manager	28,174	111
National Transportation Safety Bd.	22,046	50
Pension Benefit Guaranty Corp.	46,338	147
National Capital Planning Comm.	27,753	280
Federal Housing Finance Board	138,401	348
James Madison Foundation	14,435	79
GSA NACPS	12,195	48
Department of the Air Force	21,761,888	58,857
Department of the Army	111,251,857	260,888
Department of the Navy	89,191,183	158,208
Miscellaneous DOD	10,305,415	12,148
TOTAL FY 1993	472,143,417	1,562,190 *

THIS CHART WAS PROVIDED BY THE SYSTEMS, INVENTORY AND OPERATIONS MANAGEMENT CENTER OF THE FEDERAL SUPPLY SERVICE, GSA

* These figures are not included in any other parts of the FPR.

FEDERAL PROCUREMENT DATA SYSTEM
TOP 100 FEDERAL CONTRACTORS
 Actions Reported Individually on SF279
 Fiscal Year 1993 Through Fourth Quarter

	CURRENT YEAR'S DOLLARS (000)	PERCENT OF DOLLARS	PRIOR YEAR'S DOLLARS (000)	PERCENT OF DOLLARS
TOTAL FEDERAL	178,336,979	100.00	181,312,932	100.00
TOP 100 SUBTOTAL	104,894,206	58.87	108,022,450	59.58
1 LOCKHEED CORPORATION	8,241,395	4.62	8,010,096	4.42
2 MCDONNELL DOUGLAS CORPORATION	8,207,722	4.60	6,617,973	3.65
3 MARTIN MARIETTA CORPORATION	5,826,575	3.27	4,848,182	2.67
4 WESTINGHOUSE ELECTRIC CORP	4,809,114	2.70	4,781,981	2.64
5 GENERAL MOTORS CORPORATION	4,635,656	2.60	4,545,424	2.51
6 RAYTHEON COMPANY	3,480,980	1.95	3,256,886	1.80
7 GENERAL ELECTRIC COMPANY	3,374,106	1.89	5,230,805	2.88
8 UNITED TECHNOLOGIES CORP	3,363,516	1.89	3,191,764	1.76
9 ROCKWELL INTERNATIONAL CORP	3,202,582	1.80	3,080,507	1.70
10 NORTHROP CORPORATION	3,027,593	1.70	4,921,519	2.71
11 AMERICAN TELEPHONE & TELG CO	2,814,074	1.58	3,199,393	1.76
12 UNIVERSITY OF CALIFORNIA	2,567,648	1.44	2,577,109	1.42
13 BOEING COMPANY THE	2,314,977	1.30	3,148,763	1.74
14 EG&G INC	2,186,038	1.23	2,384,573	1.32
15 GRUMMAN CORPORATION	1,932,380	1.08	2,313,169	1.28
16 GENERAL DYNAMICS CORPORATION	1,901,060	1.07	4,377,006	2.41
17 LITTON INDUSTRIES INC	1,563,125	.88	2,339,508	1.29
18 TRW INC	1,555,763	.87	1,375,473	.76
19 TEXTRON INC	1,527,679	.86	1,175,264	.65
20 LORAL CORPORATION	1,541,173	.86	1,765,084	.97
21 NASSCO HOLDINGS INC	1,397,845	.78	197,270	.11
22 INTERNATIONAL BUS MCHS CORP	1,378,398	.77	1,456,066	.80
23 CANADIAN COMMERCIAL CORP	1,115,976	.63	300,915	.17
24 ALLIED-SIGNAL INC	1,090,828	.61	1,039,905	.57
25 CALIFORNIA INSTITUTE OF TECH	1,035,294	.58	1,232,267	.68
26 SCIENCE APPLICATIONS INTL CORP	1,013,639	.57	931,275	.51
27 BATH HOLDING CORPORATION	997,205	.56	1,119,604	.62
28 UNISYS CORPORATION	989,389	.55	1,114,484	.61
29 TEXAS INSTRUMENTS INCORPORATED	975,271	.55	733,845	.40
30 COMPUTER SCIENCES CORPORATION	896,114	.50	949,716	.52
31 TENNECO INC	893,356	.50	619,578	.34
32 E-SYSTEMS INC	824,592	.46	563,819	.31
33 FOUNDATION HEALTH CORPORATION	818,615	.46	762,358	.42
34 UNIVERSITIES RESEARCH ASSN	781,351	.44	681,583	.38
35 GTE CORPORATION	747,328	.42	686,121	.38
36 THIOKOL CORPORATION	647,813	.36	749,508	.41
37 ITT CORPORATION	642,313	.36	861,568	.48
38 HARRIS CORPORATION	594,813	.33	520,058	.29
39 AVONDALE INDUSTRIES INC	588,505	.33	175,190	.10
40 FLOUR CORPORATION	567,306	.32	340,489	.19
41 UNIVERSITY OF CHICAGO	560,938	.31	430,372	.24
42 DYNACORP	536,954	.30	574,083	.32
43 TELEDYNE INC	526,294	.30	499,726	.28
44 BLACK & DECKER CORPORATION	513,787	.29	422,989	.23
45 FMC CORPORATION	500,756	.28	429,050	.24
46 MITRE CORPORATION	489,086	.27	554,863	.31
47 ALLIANT TECHSYSTEMS INC	454,160	.25	586,829	.32
48 MASSACHUSETTS INST OF TECH	433,275	.24	460,115	.25
49 EXXON CORPORATION	419,639	.24	306,554	.17
50 MCDERMOTT INTERNATIONAL INC	410,556	.23	221,798	.12

FEDERAL PROCUREMENT DATA SYSTEM
TOP 100 FEDERAL CONTRACTORS-Continued
 Actions Reported Individually on SF279
 Fiscal Year 1993 Through Fourth Quarter

	CURRENT YEAR'S DOLLARS (000)	PERCENT OF DOLLARS	PRIOR YEAR'S DOLLARS (000)	PERCENT OF DOLLARS
51 ASSOCIATED UNIVERSITIES INC	405,371	.23	411,255	.23
52 LTV CORPORATION	404,136	.23	1,315,591	.73
53 BDM HOLDINGS INC	403,543	.23	299,618	.17
54 RENCO HOLDINGS INC	398,151	.22	462,019	.25
55 BATTELLE MEMORIAL INSTITUTE	385,776	.22	403,417	.22
56 OLIN CORPORATION	383,759	.22	586,182	.32
57 JOHNSON CONTROLS INC	370,038	.21	362,604	.20
58 CHRYSLER CORPORATION	369,478	.21	776,180	.43
59 OSHKOSH TRUCK CORP	361,662	.20	372,323	.21
60 COASTAL CORPORATION	339,572	.19	329,266	.18
61 BECHTEL GROUP INC	339,325	.19	419,812	.23
62 ROYAL DUTCH SHELL GROUP OF COS	335,042	.19	344,351	.19
63 PENN CENTRAL CORPORATION	333,416	.19	280,916	.15
64 MOTOROLA INC	333,235	.19	409,996	.23
65 BOEING SKRSKY COMANCHE TEAM JV	332,841	.19	458,618	.25
66 CLARKE ENTERPRISES INC	332,475	.19	150,667	.08
67 CHEVRON CORPORATION	321,028	.18	126,591	.07
68 GENCORP INC	319,263	.18	364,797	.20
69 HONEYWELL INC	310,010	.17	402,131	.22
70 HALLIBURTON COMPANY	308,957	.17	223,268	.12
71 MORRISON KNUDSEN CORPORATION	306,817	.17	460,067	.25
72 KAPL INC	304,782	.17	344,804	.19
73 AEROSPACE CORPORATION	303,185	.17	255,020	.14
74 DELTA DENTAL PLAN OF CAL	290,282	.16	152,321	.08
75 MASON COMPANY THE	289,107	.16	326,197	.18
76 JOHNS HOPKINS UNIVERSITY	276,632	.16	436,944	.24
77 CONTINENTAL GRAIN COMPANY	268,217	.15	117,652	.06
78 BOOZ ALLEN & HAMILTON INC	267,819	.15	191,808	.11
79 SVERDRUP CORPORATION	255,882	.14	203,205	.11
80 GENERAL ELECTRIC CO PLC THE	251,614	.14	184,773	.10
81 SPRINT CORPORATION	245,467	.14	286,901	.16
82 ELECTRIC ENERGY INC	231,700	.13	243,000	.13
83 LOGICON INC	227,400	.13	197,380	.11
84 STANFORD LELAND JUNIOR UNIV	221,139	.12	225,620	.12
85 WMX TECHNOLOGIES INC	217,079	.12	182,489	.10
86 OGDEN CORPORATION	215,750	.12	163,648	.09
87 DRAPER CHARLES STARK LAB INC	210,627	.12	114,627	.06
88 PHILIPS ELECTRONICS NV	206,869	.12	214,273	.12
89 CFM INTERNATIONAL INC	204,830	.11	447,671	.25
90 LOUIS DREYFUS ET CIE	202,697	.11	57,181	.03
91 CARGILL INCORPORATED	202,189	.11	177,926	.10
92 HERCULES INCORPORATED	197,940	.11	380,764	.21
93 STEWART & STEVENSON SVCS INC	195,869	.11	271,641	.15
94 MACHINE BULL (CIE DES)	190,167	.11	112,007	.06
95 OHIO VALLEY ELECTRIC CORP	190,036	.11	323,000	.18
96 CAE INDUSTRIES LTD	188,515	.11	194,612	.11
97 FEDERAL EXPRESS CORPORATION	186,576	.10	723	.00
98 MIDWEST RESEARCH INSTITUTE	184,189	.10	160,857	.09
99 DIGITAL EQUIPMENT CORPORATION	179,214	.10	258,687	.04
100 COMPUTER DATA SYSTEMS INC	179,130	.10	174,573	.10

FEDERAL PROCUREMENT DATA SYSTEM
TOP 10 FEDERAL CONTRACTORS BY PRODUCT/SERVICE CATEGORY
 Actions Reported Individually on SF279
 Fiscal Year 1993 Through Fourth Quarter

	Number of Actions	Dollars (000)
I. Research and Development		
Dept. of Defense		
LOCKHEED CORPORATION	537	2,289,223
MARTIN MARIETTA CORPORATION	390	1,858,205
MCDONNELL DOUGLAS CORPORATION	337	1,154,234
GRUMMAN CORPORATION	109	848,565
FOUNDATION HEALTH CORPORATION	37	817,830
TEXTRON INC	102	655,029
GENERAL MOTORS CORPORATION	480	615,267
TRW INC	391	612,129
GENERAL ELECTRIC COMPANY	375	556,153
BOEING COMPANY THE	177	497,659
Civilian Agencies		
CALIFORNIA INSTITUTE OF TECH	21	1,016,713
MCDONNELL DOUGLAS CORPORATION	143	785,699
ROCKWELL INTERNATIONAL CORP	118	632,829
UNIVERSITIES RESEARCH ASSN	23	551,961
GENERAL ELECTRIC COMPANY	173	368,273
UNIVERSITY OF CALIFORNIA	128	283,578
MIDWEST RESEARCH INSTITUTE	23	168,527
COMPUTER SCIENCES CORPORATION	35	140,698
GENERAL MOTORS CORPORATION	100	126,215
PRINCETON UNIVERSITY	16	115,047
II. Construction		
Dept. of Defense		
HALLIBURTON COMPANY	685	105,600
BELL BCI COMPANY	15	94,971
BLACKSTONE DREDGING PARTNERS	97	89,488
CLARK ENTERPRISES INC	44	83,387
MORTENSON, M A COMPANIES	53	81,079
KIEWIT PETER SONS DE CORP	51	77,942
SUNDT CORP	32	70,973
DICK P J INCORPORATED	1	64,899
FEDERAL REPUBLIC OF GERMANY	501	56,987
GUYCO ENGINEERING CO	19	56,928
Civilian Agencies		
CLARK ENTERPRISES INC	248	248,435
UNITED TECHNOLOGIES CORP	13	177,328
SKH HOLDINGS INC	9	113,805
MORRISON KNUDSEN CORP DEL CORP	20	104,993
B P T PROPERTIES L P	181	103,019
PHILIPP HOLZMANN AG	106	66,784
PIZZAGALLI CONSTRUCTION CO	83	57,554
BARNARD CONSTRUCTION CO INC	42	54,074
ELLIS-CON CONSTRUCTION INC	8	40,815
KOLL CONSTRUCTION COMPANY	146	39,656

FEDERAL PROCUREMENT DATA SYSTEM
TOP 10 FEDERAL CONTRACTORS BY PRODUCT/SERVICE CATEGORY
 - Continued

Actions Reported Individually on SF279
 Fiscal Year 1993 Through Fourth Quarter

	Number of Actions	Dollars (000)
III. Supplies and Equipment		
Dept. of Defense		
MCDONNELL DOUGLAS CORP	865	5,261,186
LOCKHEED CORPORATION	1,076	3,776,374
GENERAL MOTORS CORPORATION	1,089	3,558,168
NORTHROP CORPORATION	166	2,736,494
UNITED TECHNOLOGIES CORP	981	2,426,071
MARTIN MARIETTA CORPORATION	376	2,188,426
RAYTHEON COMPANY	690	1,982,812
NASSCO HOLDINGS INC	13	1,377,546
GENERAL DYNAMICS CORPORATION	1,494	1,376,299
LITTON INDUSTRIES INC	860	1,240,613
Civilian Agencies		
ROCKWELL INTERNATIONAL CORP	56	630,217
THIokol CORPORATION	56	468,161
BOEING COMPANY THE	12	406,979
LOCKHEED CORPORATION	30	334,371
MCDERMOTT INTERNATIONAL INC	55	279,598
MARTIN MARIETTA CORPORATION	22	271,515
CONTINENTAL GRAIN COMPANY	104	268,144
CARGILL INCORPORATED	127	188,324
TRW INC	24	168,799
LOUIS DREYFUS ET CIE	91	153,962
IV. ADP Services/Equipment		
Dept. of Defense		
AMERICAN TELEPHONE & TELG CO	2,487	490,881
GENERAL MOTORS CORPORATION	1,509	398,884
UNISYS CORPORATION	1,207	280,538
GTE CORPORATION	676	224,104
BOEING COMPANY THE	53	194,506
COMPUTER SCIENCES CORPORATION	520	187,855
MACHINES BULL (CIE DES)	1,391	175,652
SCIENCE APPLICATIONS INTL CORP	283	149,998
BLACK & DECKER CORPORATION	620	146,898
GOVERNMENT TECHNOLOGY SERVICES	1,624	137,630
Civilian Agencies		
INTERNATIONAL BUS MCHS CORP	590	407,108
COMPUTER SCIENCES CORPORATION	627	264,254
UNISYS CORPORATION	512	181,726
COMPUTER DATA SYSTEMS INC	808	165,840
GRUMMAN CORPORATION	24	132,597
AMERICAN TELEPHONE & TELG CO	1,083	132,193
BOEING COMPANY THE	26	88,710
LORAL CORPORATION	22	84,949
MARTIN MARIETTA CORPORATION	54	84,260
CRAY RESEARCH INC	42	77,344

FEDERAL PROCUREMENT DATA SYSTEM
TOP 10 FEDERAL CONTRACTORS BY PRODUCT/SERVICE CATEGORY
 - Continued

Actions Reported Individually on SF279
 Fiscal Year 1993 Through Fourth Quarter

	Number of Actions	Dollars (000)
V. Architect/Engineering		
Dept. of Defense		
GENERAL DYNAMICS CORPORATION	46	128,823
TENNECO INC	27	126,420
JACOBS ENGINEERING GROUP INC	97	79,005
EG&G INC	7	70,245
BLACK & DECKER CORPORATION	167	66,925
INTERNATIONAL TECHNOLOGY CORP	59	55,808
FLUOR CORPORATION	10	50,179
WOODWARD-CLYDE GROUP INC	132	33,122
ABB ASEA BROWN BOVERI LTD	95	32,851
PARSONS CORPORATION	101	31,952
Civilian Agencies		
FLUOR CORPORATION	77	108,604
ENSERCH CORPORATION	56	52,411
GILBERT ASSOCIATES INC	10	48,732
PILELSKY HERBERT R ADVERTISING	119	38,227
CAMP DRESSER & MCKEE INC	60	32,661
NATIONAL MILITARY SALES, INC	44	30,194
ABB ASEA BROWN BOVERI LTD	21	26,122
DEWBERRY & DAVIS	190	24,294
SVERDRUP CORPORATION	190	22,378
JACOBS ENGINEERING GROUP INC	144	22,235
VI. Other Services		
Dept. of Defense		
GENERAL ELECTRIC COMPANY	635	837,442
RAYTHEON COMPANY	513	774,805
LOCKHEED CORPORATION	907	753,897
GENERAL MOTORS CORPORATION	464	659,236
GRUMMAN CORPORATION	379	547,288
E-SYSTEMS INC	268	512,038
MCDONNELL DOUGLAS CORPORATION	365	464,561
DYNACORP	529	456,533
LORAL CORPORATION	426	386,795
ROCKWELL INTERNATIONAL CORP	218	381,181
Civilian Agencies		
WESTINGHOUSE ELECTRIC CORP	114	3,088,610
UNIVERSITY OF CALIFORNIA	58	2,263,908
MARTIN MARIETTA CORPORATION	50	2,213,773
EG&G INC	125	1,973,626
AMERICAN TELEPHONE & TELG CO	200	1,788,013
LOCKHEED CORPORATION	92	887,681
ALLIED-SIGNAL INC	71	586,579
UNIVERSITY OF CHICAGO	13	559,017
ROCKWELL INTERNATIONAL CORP	68	517,413
ASSOCIATED UNIVERSITIES INC	13	405,371

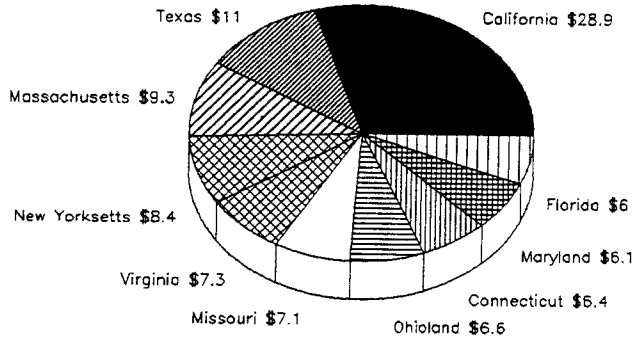
SECTION II
GEOGRAPHIC VIEW

FEDERAL PROCUREMENT DATA SYSTEM
FEDERAL PROCUREMENT BY STATE SUMMARY
 Actions Reported Individually on SF279
 Fiscal Year 1993 Through Fourth Quarter

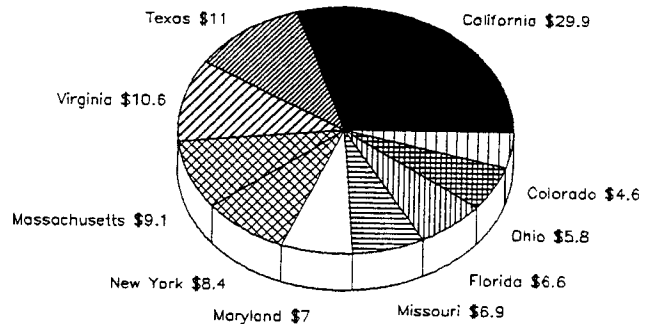
	DOLLARS (000)	PERCENT OF DOLLARS	DOLLAR RANK	RANK LAST FISCAL YEAR	RANK PER CAPITA
TOTAL FEDERAL	173,836,086	100.00			
Alabama	3,240,302	1.86	18	18	14
Alaska	950,295	.55	34	37	4
Arizona	3,082,238	1.76	20	24	12
Arkansas	476,654	.27	41	44	48
California	30,601,054	17.56	1	1	9
Colorado	4,129,597	2.37	12	14	7
Connecticut	3,157,361	1.81	19	19	11
Delaware	148,907	.08	49	49	46
District Of Columbia	3,972,432	2.33	14	13	1
Florida	8,578,595	4.92	4	6	22
Georgia	4,482,694	2.57	10	11	20
Hawaii	715,787	.41	37	38	23
Idaho	245,852	.14	45	33	43
Illinois	2,757,287	1.58	21	23	44
Indiana	1,971,383	1.13	24	28	34
Iowa	564,870	.32	38	39	49
Kansas	905,285	.51	36	34	32
Kentucky	1,375,814	.78	29	36	31
Louisiana	2,500,076	1.43	23	25	24
Maine	1,181,979	.67	32	29	10
Maryland	7,581,808	4.35	5	4	5
Massachusetts	6,820,281	3.91	6	7	8
Michigan	1,962,039	1.08	25	21	47
Minnesota	1,884,364	1.08	27	27	27
Mississippi	1,960,607	1.12	26	20	17
Missouri	6,449,806	3.70	8	10	6
Montana	229,237	.13	46	47	40
Nebraska	504,074	.28	39	40	36
Nevada	996,351	.57	33	35	13
New Hampshire	428,267	.24	43	43	29
New Jersey	3,431,905	1.97	16	15	25
New Mexico	4,006,438	2.30	13	17	2
New York	6,782,584	3.89	7	5	30
North Carolina	1,697,704	.97	28	26	41
North Dakota	213,241	.12	48	48	35
Ohio	4,802,351	2.75	9	9	26
Oklahoma	934,326	.53	35	32	38
Oregon	483,427	.27	40	41	51
Pennsylvania	4,327,197	2.48	11	8	33
Rhode Island	431,112	.24	42	42	28
South Carolina	2,662,619	1.52	22	22	16
South Dakota	216,836	.12	47	46	37
Tennessee	3,814,293	2.37	15	12	15
Texas	12,290,173	7.05	2	2	18
Utah	1,240,638	.71	30	31	19
Vermont	100,570	.05	51	51	50
Virginia	11,231,809	6.44	3	3	3
Washington	3,325,299	1.90	17	16	21
West Virginia	415,417	.23	44	45	45
Wisconsin	1,227,067	.70	31	30	42
Wyoming	130,922	.07	50	50	39
U.S. Outlying Areas	3,087,171	1.77			

FEDERAL PROCUREMENT DATA SYSTEM
TOP 10 STATES BY PROCUREMENT FOR LAST 5 YEARS (Billions)
 Actions Reported Individually on SF279

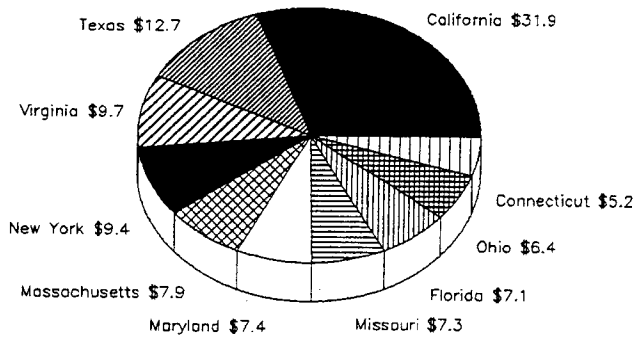
FISCAL YEAR 1989



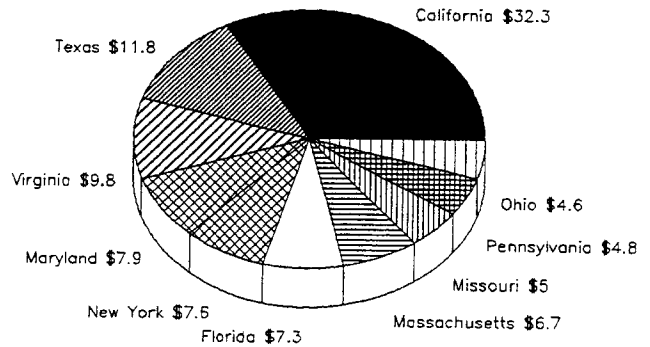
FISCAL YEAR 1990



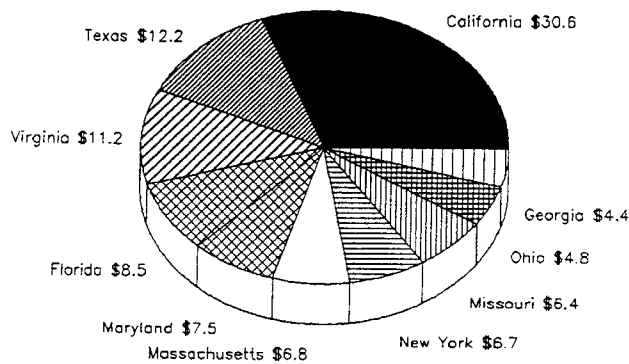
FISCAL YEAR 1991



FISCAL YEAR 1992



FISCAL YEAR 1993
 (Year to Date)



FEDERAL PROCUREMENT DATA SYSTEM
FEDERAL PROCUREMENT DOLLARS FOR ALABAMA
 Fiscal Year 1993 to Date

Population 4,040,587
 Per Capita Procurement 802

Total Procurement By Place of Performance 3,240,302
 Rank Per Capita 14 Last Year 13

TOP FIVE COUNTIES					
NAME OF COUNTY	CIVILIAN AGENCIES		DEPARTMENT OF DEFENSE		TOTAL (000)
	SMALL DIS- ADVANTAGED (000)	OTHER (000)	SMALL DIS- ADVANTAGED (000)	OTHER (000)	
1. MADISON	24,868	1,206,865	154,947	892,326	2,279,006
2. JEFFERSON	1,816	80,390	614	150,216	233,036
3. COFFEE	0	6,813	4,557	165,871	177,241
4. MONTGOMERY	662	11,862	12,925	77,663	103,112
5. MOBILE	2,226	18,920	9,809	69,578	100,533
TOP FIVE AGENCIES WITH PLACE OF PERFORMANCE IN THIS STATE (000)					
1. DEPARTMENT OF DEFENSE					1,739,466
2. NATIONAL AERONAUTICS AND SPACE ADMINISTRATION					1,216,003
3. GENERAL SERVICES ADMINISTRATION					46,597
4. DEPARTMENT OF VETERANS AFFAIRS					41,588
5. TENNESSEE VALLEY AUTHORITY					33,908
TOP FIVE CONTRACTING OFFICES LOCATED IN THIS STATE (000)					
1 ARMY, MISSILE COMMAND, REDSTONE ARSENAL					3,569,344
2 NASA, MARSHALL SPACE FLIGHT CENTER					2,900,087
3 ARMY, STRATEGIC DEF CMD, HUNTSVILLE					1,372,099
4 ARMY, ENGINEER DISTRICT MOBILE					188,273
5 ARMY, AVIATION CENTER, FORT RUCKER					141,260
TYPE OF PRODUCT OR SERVICE	SMALL BUSINESS (000)	LARGE BUSINESS (000)	STATE & LOCAL GOV'T (000)	NON- PROFIT & OTHER (000)	TOTAL (000)
R & D	330,733	328,356	19,921	31,718	710,728
Construction	128,099	252,840	0	0	380,939
Supplies & Equipment	181,453	924,549	4,612	22,417	1,133,031
Services	221,840	774,363	5,852	13,549	1,015,604
TOTAL	862,125	2,280,108	30,385	67,684	3,240,302
TOP CONTRACTORS PERFORMING IN THIS STATE					
CIVILIAN AGENCIES CONTRACTORS	DOLLARS (000)	DEPARTMENT OF DEFENSE CONTRACTORS		DOLLARS (000)	
1. BOEING COMPANY THE	564,819	1. BOEING COMPANY THE		138,081	
2. UNITED TECHNOLOGIES CORP	174,458	2. TELEDYNE INC		111,802	
3. LOCKHEED CORPORATION	168,520	3. NICHOLS RESEARCH CORPORATION		105,813	
4. TELEDYNE INC	55,462	4. PRECISION STANDARD INC		103,619	
5. MCDONNELL DOUGLAS CORP	54,239	5. DYNACORP		83,970	
6. B A M S I INC	40,259	6. INTERGRAPH CORPORATION		47,586	
7. ALADAN CORPORATION	27,783	7. COLSA CORPORATION		40,386	
8. MANAGEMENT SERVICES INC	26,318	8. GENERAL MOTORS CORPORATION		38,331	
9. BRASFIELD & GORRIE GEN CONTR	25,187	9. UNITED TECHNOLOGIES CORP		36,281	
10. LEE CAPITAL HOLDINGS	21,038	10. CHRYSLER CORPORATION		34,157	

FEDERAL PROCUREMENT DATA SYSTEM
FEDERAL PROCUREMENT DOLLARS FOR ALASKA
 Fiscal Year 1993 to Date

Population 550,043

Total Procurement By Place of Performance 950,295

Per Capita Procurement 1,728

Rank Per Capita 4

Last Year 5

TOP FIVE COUNTIES					
NAME OF COUNTY	CIVILIAN AGENCIES		DEPARTMENT OF DEFENSE		TOTAL (000)
	SMALL DIS- ADVANTAGED (000)	OTHER (000)	SMALL DIS- ADVANTAGED (000)	OTHER (000)	
1. ANCHORAGE	6,936	102,690	11,160	237,318	358,104
2. FAIRBANKS NORTH	370	54,564	27,171	111,227	193,332
3. ALEUTIAN ISLAND	12	2,906	15,617	43,680	62,215
4. YUKON-KOYUKUK	83	3,130	3,678	42,096	48,987
5. NORTHWEST ARCTI	24	46,317	0	1,310	47,651
TOP FIVE AGENCIES WITH PLACE OF PERFORMANCE IN THIS STATE (000)					
1. DEPARTMENT OF DEFENSE	553,440				
2. DEPARTMENT OF HEALTH AND HUMAN SERVICES	202,364				
3. DEPARTMENT OF TRANSPORTATION	52,285				
4. DEPARTMENT OF THE INTERIOR	49,404				
5. DEPARTMENT OF AGRICULTURE	38,071				
TOP FIVE CONTRACTING OFFICES LOCATED IN THIS STATE (000)					
1 ARMY, ENGINEER DISTRICT ALASKA, ANCHORAGE	181,547				
2 HHS, PUBLIC HEALTH SERVICE, ANCHORAGE	125,768				
3 USAF, 3 CONS/LGC, ELMENDORF AFB	67,259				
4 ARMY, HQ 6TH INFANTRY DIV, FORT RICHARDSON	33,053				
5 USAF, 343 CONS/LGC, EIELSON AFB	28,297				
TYPE OF PRODUCT OR SERVICE	SMALL BUSINESS (000)	LARGE BUSINESS (000)	STATE & LOCAL GOV'T (000)	NON- PROFIT & OTHER(000)	TOTAL (000)
R & D	1,122	5,340	4,766	6,041	17,269
Construction	135,905	205,686	34,444	0	376,035
Supplies & Equipment	48,902	78,305	900	453	128,560
Services	128,387	156,922	70,002	73,120	428,431
TOTAL	314,316	446,253	110,112	79,614	950,295
TOP CONTRACTORS PERFORMING IN THIS STATE					
CIVILIAN AGENCIES CONTRACTORS	DOLLARS (000)	DEPARTMENT OF DEFENSE CONTRACTORS		DOLLARS (000)	
1. MANILAQ ASSOCIATION	44,777	1. MAPCO INC	55,208		
2. ELLIS-CON CONSTRUCTION INC	40,815	2. OSBORNE CONSTRUCTION COMPANY	41,719		
3. YUKON-KUSKOKWIM HEALTH CORP	27,380	3. PACIFICORP	23,809		
4. TANANA CHIEFS CONFERENCE	21,557	4. ITT CORPORATION	23,006		
5. SOUTHAST ALSK RGONAL HLTH CORP	20,768	5. HALLIBURTON COMPANY	18,214		
6. UNIVERSITY OF ALASKA	15,916	6. RED SAMM CONSTRUCTION INC	18,205		
7. BRISTOL BAY AREA HEALTH CORP	13,792	7. PIQUINIQ MANAGEMENT CORPORATION	15,389		
8. PIQUINIQ MANAGEMENT CORPORATION	10,032	8. ARCTIC SLOPE REGIONAL CORP	14,398		
9. GASTON & ASSOCIATES INC	6,461	9. WATTERSON CONSTRUCTION CO	10,830		
10. MARTIN MARIETTA CORPORATION	5,340	10. TESORO PETROLEUM CORPORATION	10,104		

FEDERAL PROCUREMENT DATA SYSTEM
FEDERAL PROCUREMENT DOLLARS FOR ARIZONA
 Fiscal Year 1993 to Date

Population 3,666,228
 Per Capita Procurement 840

Total Procurement By Place of Performance 3,082,238
 Rank Per Capita 12 Last Year 21

TOP FIVE COUNTIES					
NAME OF COUNTY	CIVILIAN AGENCIES		DEPARTMENT OF DEFENSE		TOTAL (000)
	SMALL DIS-ADVANTAGED (000)	OTHER (000)	SMALL DIS-ADVANTAGED (000)	OTHER (000)	
1. MARICOPA	10,543	139,877	23,483	1,196,821	1,370,724
2. PIMA	3,730	65,904	18,619	1,050,154	1,138,407
3. COCHISE	1,169	2,107	37,579	170,482	211,337
4. PINAL	1,965	64,340	2,444	4,588	73,337
5. LA PAZ	1,132	4,322	8,818	56,508	70,780
TOP FIVE AGENCIES WITH PLACE OF PERFORMANCE IN THIS STATE (000)					
1. DEPARTMENT OF DEFENSE					2,587,911
2. DEPARTMENT OF THE INTERIOR					213,705
3. DEPARTMENT OF JUSTICE					64,104
4. DEPARTMENT OF HEALTH AND HUMAN SERVICES					49,110
5. GENERAL SERVICES ADMINISTRATION					34,581
TOP FIVE CONTRACTING OFFICES LOCATED IN THIS STATE (000)					
1 ARMY, INFO SYSTEMS CMD, FORT HUACHUCA					147,302
2 INTERIOR, BUR OF RECLAMATION, PHOENIX					99,157
3 ARMY, HQ INFO SYSTEMS CMD, FORT HUACHUCA					68,184
4 ARMY, YUMA PROVING GROUND, YUMA					54,627
5 INTERIOR, BUR OF INDIAN AFFAIRS, PHOENIX					36,218
TYPE OF PRODUCT OR SERVICE	SMALL BUSINESS (000)	LARGE BUSINESS (000)	STATE & LOCAL GOV'T (000)	NON-PROFIT & OTHER (000)	TOTAL (000)
R & D	41,207	173,408	13,611	13,586	241,812
Construction	160,977	236,524	10,009	0	407,510
Supplies & Equipment	67,359	1,226,285	0	527,687	1,821,331
Services	143,831	374,604	74,834	18,316	611,585
TOTAL	413,374	2,010,821	98,454	559,589	3,082,238
TOP CONTRACTORS PERFORMING IN THIS STATE					
CIVILIAN AGENCIES CONTRACTORS	DOLLARS (000)	DEPARTMENT OF DEFENSE CONTRACTORS	DOLLARS (000)		
1. UNITED CONCEPT INC	50,250	1. GENERAL MOTORS CORPORATION	995,265		
2. PHILIPP HOLZMANN AG	36,700	2. MCDONNELL DOUGLAS CORP	621,310		
3. NAVAJO NATION COUNCIL	31,624	3. MOTOROLA INC	200,804		
4. ALLIED SIGNAL INC	20,429	4. ALLIED SIGNAL INC	82,774		
5. UNIVERSITY OF ARIZONA	13,716	5. LITTON INDUSTRIES INC	57,590		
6. TELEDYNE INC	11,759	6. SPACE DATA CORPORATION	38,676		
7. BLAZE CONSTRUCTION INC	9,817	7. TALLEY INDUSTRIES INC	35,536		
8. EBY CORPORATION	9,540	8. SCIENCE APPLICATIONS INTL CORP	22,627		
9. TOHONO OODHAM NATION	8,242	9. SPECTRUM ASTRO INC	22,246		
10. PCL EMPLOYEES HOLDING LTD	7,905	10. E C III (JV)	18,353		

FEDERAL PROCUREMENT DATA SYSTEM
FEDERAL PROCUREMENT DOLLARS FOR ARKANSAS
 Fiscal Year 1993 to Date

Population 2,350,725
 Per Capita Procurement 203

Total Procurement By Place of Performance 476,654
 Rank Per Capita 48 Last Year 50

TOP FIVE COUNTIES					
NAME OF COUNTY	CIVILIAN AGENCIES		DEPARTMENT OF DEFENSE		TOTAL (000)
	SMALL DIS-ADVANTAGED (000)	OTHER (000)	SMALL DIS-ADVANTAGED (000)	OTHER (000)	
1. PULASKI	5,378	43,616	7,706	44,862	101,562
2. OUACHITA	0	49	0	61,023	61,072
3. SALINE	0	-3	0	50,774	50,771
4. ARKANSAS	117	22,136	1,951	6,374	30,578
5. JEFFERSON	511	8,872	6,662	8,776	24,821

TOP FIVE AGENCIES WITH PLACE OF PERFORMANCE IN THIS STATE (000)	
1. DEPARTMENT OF DEFENSE	329,614
2. GENERAL SERVICES ADMINISTRATION	40,990
3. DEPARTMENT OF AGRICULTURE	37,138
4. DEPARTMENT OF VETERANS AFFAIRS	18,448
5. ENVIRONMENTAL PROTECTION AGENCY	12,906

TOP FIVE CONTRACTING OFFICES LOCATED IN THIS STATE (000)	
1 USAF, 314 CONS/LGC, LITTLE ROCK	36,154
2 ARMY, ENGINEER DISTRICT LITTLE ROCK	31,803
3 ARMY, PINE BLUFF ARSENAL	20,826
4 HHS, FOOD AND DRUG ADMINISTRATION, JEFFERSON	19,135
5 VA MEDICAL CENTER, NORTH LITTLE ROCK	17,905

TYPE OF PRODUCT OR SERVICE	SMALL BUSINESS (000)	LARGE BUSINESS (000)	STATE & LOCAL GOV'T (000)	NON-PROFIT & OTHER (000)	TOTAL (000)
R & D	4,113	42,327	326	576	47,342
Construction	53,677	34,437	0	0	88,114
Supplies & Equipment	39,669	115,744	38	4,114	159,565
Services	31,750	128,309	13,407	8,167	181,633
TOTAL	129,209	320,817	13,771	12,857	476,654

TOP CONTRACTORS PERFORMING IN THIS STATE			
CIVILIAN AGENCIES CONTRACTORS	DOLLARS (000)	DEPARTMENT OF DEFENSE CONTRACTORS	DOLLARS (000)
1. RICELAND FOODS INC	25,239	1. GENERAL MOTORS CORPORATION	59,228
2. INTERNATIONAL PAPER COMPANY	13,179	2. LTV CORPORATION	42,180
3. URS CORPORATION	10,000	3. BDM HOLDINGS INC	13,968
4. ARKANSAS DEPT OF EDUCATION	9,343	4. AMERICAN FUEL CELL	11,272
5. GEORGIA-PACIFIC CORPORATION	6,152	5. SKIPTON JAMES K III INC	10,934
6. BIONETICS CORPORATION	5,113	6. RODIO NICHOLSON JOINT VENTURE	9,276
7. CROMWELL LEVY INC	4,146	7. TASTY BIRD FOODS INC	8,394
8. WINROCK INTL INST FOR AG DEV	2,999	8. CONAGRA POULTRY CO	7,612
9. DIVERSIFIED PLBG GEN CONTG CO	2,914	9. MUNRO & COMPANY INC	6,656
10. ENTERGY CORPORATION	2,572	10. BAKER MICHAEL CORPORATION	6,400

FEDERAL PROCUREMENT DATA SYSTEM
FEDERAL PROCUREMENT DOLLARS FOR CALIFORNIA
 Fiscal Year 1993 to Date

Population 29,760,021
 Per Capita Procurement 1,028

Total Procurement By Place of Performance 30,601,054
 Rank Per Capita 9 Last Year 11

TOP FIVE COUNTIES					
NAME OF COUNTY	CIVILIAN AGENCIES		DEPARTMENT OF DEFENSE		TOTAL (000)
	SMALL DIS-ADVANTAGED (000)	OTHER (000)	SMALL DIS-ADVANTAGED (000)	OTHER (000)	
1. LOS ANGELES	28,640	3,027,631	135,344	8,667,537	11,859,152
2. SANTA CLARA	28,173	866,997	35,636	3,366,590	4,297,396
3. SAN DIEGO	16,228	232,937	127,431	3,594,087	3,970,683
4. ORANGE	10,080	911,068	39,982	1,721,316	2,682,446
5. ALAMEDA	9,033	1,431,807	19,661	209,955	1,670,456
TOP FIVE AGENCIES WITH PLACE OF PERFORMANCE IN THIS STATE (000)					
1. DEPARTMENT OF DEFENSE					22,788,845
2. NATIONAL AERONAUTICS AND SPACE ADMINISTRATION					4,018,532
3. DEPARTMENT OF ENERGY					1,997,301
4. GENERAL SERVICES ADMINISTRATION					520,496
5. DEPARTMENT OF VETERANS AFFAIRS					221,738
TOP FIVE CONTRACTING OFFICES LOCATED IN THIS STATE (000)					
1 ENERGY, SAN FRANCISCO OPS OFC, OAKLAND					1,682,636
2 USAF, SMC/PKY, LOS ANGELES					1,258,251
3 NASA, JET PROPULSION LAB, PASADENA					1,068,345
4 USAF, SMC/PKJ, LOS ANGELES					438,490
5 USAF, BMO/PK BALLISTIC MISSILE OFC, NORTON AFB					431,348
TYPE OF PRODUCT OR SERVICE	SMALL BUSINESS (000)	LARGE BUSINESS (000)	STATE & LOCAL GOV'T (000)	NON-PROFIT & OTHER (000)	TOTAL (000)
R & D	463,676	5,894,995	284,599	1,632,387	8,275,657
Construction	537,430	709,668	0	19	1,247,117
Supplies & Equipment	904,449	11,345,318	824	834,270	13,084,861
Services	1,171,874	5,174,088	1,281,858	365,599	7,993,419
TOTAL	3,077,429	23,124,069	1,567,281	2,832,275	30,601,054
TOP CONTRACTORS PERFORMING IN THIS STATE					
CIVILIAN AGENCIES CONTRACTORS	DOLLARS (000)	DEPARTMENT OF DEFENSE CONTRACTORS	DOLLARS (000)		
1. UNIVERSITY OF CALIFORNIA	1,353,338	1. NORTHROP CORPORATION	2,619,035		
2. ROCKWELL INTERNATIONAL CORP	1,296,884	2. GENERAL MOTORS CORPORATION	2,235,510		
3. CALIFORNIA INSTITUTE OF TECH	1,030,189	3. LOCKHEED CORPORATION	2,088,779		
4. MCDONNELL DOUGLAS CORP	738,325	4. MCDONNELL DOUGLAS CORP	1,969,764		
5. TRW INC	223,770	5. NASSCO HOLDINGS INC	1,397,845		
6. BECHTEL CORPORATION	214,973	6. TRW INC	1,007,902		
7. STANFORD LELAND JUNIOR UNIV	211,770	7. FOUNDATION HEALTH CORPORATION	817,906		
8. LOCKHEED CORPORATION	109,074	8. ROCKWELL INTERNATIONAL CORP	781,510		
9. COMPUTER SCIENCES CORPORATION	101,833	9. LITTON INDUSTRIES INC	636,658		
10. GENERAL MOTORS CORPORATION	95,772	10. SCIENCE APPLICATIONS INTL CORP	440,565		

FEDERAL PROCUREMENT DATA SYSTEM
FEDERAL PROCUREMENT DOLLARS FOR COLORADO
 Fiscal Year 1993 to Date

Population 3,294,394
 Per Capita Procurement 1,254

Total Procurement By Place of Performance 4,129,597
 Rank Per Capita 7 Last Year 6

TOP FIVE COUNTIES					
NAME OF COUNTY	CIVILIAN AGENCIES		DEPARTMENT OF DEFENSE		TOTAL (000)
	SMALL DIS- ADVANTAGED (000)	OTHER (000)	SMALL DIS- ADVANTAGED (000)	OTHER (000)	
1. DENVER	14,419	152,757	17,025	1,434,883	1,619,084
2. JEFFERSON	50,973	887,282	69	34,607	972,931
3. EL PASO	1,035	10,034	72,684	530,089	613,842
4. ARAPAHOE	1,242	55,382	17,144	214,018	287,786
5. BOULDER	8,833	71,858	139	137,257	218,087

TOP FIVE AGENCIES WITH PLACE OF PERFORMANCE IN THIS STATE (000)	
1. DEPARTMENT OF DEFENSE	2,614,097
2. DEPARTMENT OF ENERGY	980,134
3. DEPARTMENT OF THE INTERIOR	171,637
4. NATIONAL AERONAUTICS AND SPACE ADMINISTRATION	94,374
5. GENERAL SERVICES ADMINISTRATION	93,743

TOP FIVE CONTRACTING OFFICES LOCATED IN THIS STATE (000)	
1 DOD, CIV HLTH & MED PROG/UNIFORMED SVCS, AURORA	1,258,392
2 ENERGY, ROCKY FLATS OFFICE, GOLDEN	658,340
3 INTERIOR, NATIONAL PARK SERVICE, DENVER	199,833
4 USAF, 21ST CONS/LGC, PETERSON AFB	166,193
5 ENERGY, WESTERN AREA POWER ADMIN, GOLDEN	117,889

TYPE OF PRODUCT OR SERVICE	SMALL BUSINESS (000)	LARGE BUSINESS (000)	STATE & LOCAL GOV'T (000)	NON- PROFIT & OTHER (000)	TOTAL (000)
R & D	32,241	1,867,953	7,671	180,738	2,088,603
Construction	176,839	50,728	425	583	228,575
Supplies & Equipment	128,045	192,975	55	2,498	323,573
Services	284,420	1,175,064	2,891	26,471	1,488,846
TOTAL	621,545	3,286,720	11,042	210,290	4,129,597

TOP CONTRACTORS PERFORMING IN THIS STATE			
CIVILIAN AGENCIES CONTRACTORS	DOLLARS (000)	DEPARTMENT OF DEFENSE CONTRACTORS	DOLLARS (000)
1. EG & G INC	607,880	1. MARTIN MARIETTA CORPORATION	1,572,501
2. MIDWEST RESEARCH INSTITUTE	164,671	2. LORAL CORPORATION	167,365
3. WMX TECHNOLOGIES INC	93,230	3. GTE CORPORATION	94,277
4. BALL CORPORATION	46,480	4. INTERNATIONAL BUS MCHS CORP	69,838
5. WACKENHUT CORPORATION	35,653	5. KAMAN CORPORATION	45,554
6. MARTIN MARIETTA CORPORATION	27,397	6. BALL CORPORATION	26,997
7. UTE MOUNTAIN UTE TRIBE	17,896	7. CODAR TECHNOLOGY INCORPORATED	25,207
8. ORBITAL SCIENCES CORPORATION	16,158	8. RAYTHEON COMPANY	24,767
9. STONE & WEBSTER INCORPORATED	12,080	9. FLIGHTSAFETY INTERNATIONAL	21,969
10. NIELSONS INC	11,401	10. MORTENSON M A COMPANIES	19,351

FEDERAL PROCUREMENT DATA SYSTEM
FEDERAL PROCUREMENT DOLLARS FOR CONNECTICUT
 Fiscal Year 1993 to Date

Population 3,287,166
 Per Capita Procurement 961

Total Procurement By Place of Performance 3,157,361
 Rank Per Capita 11 Last Year 12

TOP FIVE COUNTIES					
NAME OF COUNTY	CIVILIAN AGENCIES		DEPARTMENT OF DEFENSE		TOTAL (000)
	SMALL DIS-ADVANTAGED (000)	OTHER (000)	SMALL DIS-ADVANTAGED (000)	OTHER (000)	
1. FAIRFIELD	1,040	103,861	1,152	1,751,417	1,857,470
2. NEW LONDON	2,477	25,372	5,645	705,677	739,171
3. HARTFORD	1,240	103,347	5,494	289,556	399,637
4. NEW HAVEN	12,187	26,115	853	66,235	105,390
5. LITCHFIELD	0	104	64	31,598	31,766

TOP FIVE AGENCIES WITH PLACE OF PERFORMANCE IN THIS STATE (000)	
1. DEPARTMENT OF DEFENSE	2,878,268
2. NATIONAL AERONAUTICS AND SPACE ADMINISTRATION	55,601
3. DEPARTMENT OF VETERANS AFFAIRS	54,612
4. DEPARTMENT OF ENERGY	45,586
5. DEPARTMENT OF TRANSPORTATION	38,082

TOP FIVE CONTRACTING OFFICES LOCATED IN THIS STATE (000)	
1 NAVY, SHIPBUILDING CONVERS, GROTON	66,342
2 VA MEDICAL CENTER, WEST HAVEN	31,029
3 NAVY, DEF CONTRACT MGMT AREA, SUBMARINE BASE	12,679
4 TRANSPORTATION, COAST GUARD, NEW LONDON	10,204
5 ARMY, USPFO FOR CONNECTICUT, HARTFORD	3,732

TYPE OF PRODUCT OR SERVICE	SMALL BUSINESS (000)	LARGE BUSINESS (000)	STATE & LOCAL GOV'T (000)	NON-PROFIT & OTHER (000)	TOTAL (000)
R & D	45,740	219,966	1,697	2,735	270,138
Construction	34,540	16,007	0	0	50,547
Supplies & Equipment	206,976	2,118,693	0	17,282	2,342,951
Services	47,510	428,453	2,509	15,253	493,725
TOTAL	334,766	2,783,119	4,206	35,270	3,157,361

TOP CONTRACTORS PERFORMING IN THIS STATE			
CIVILIAN AGENCIES CONTRACTORS	DOLLARS (000)	DEPARTMENT OF DEFENSE CONTRACTORS	DOLLARS (000)
1. UNITED TECHNOLOGIES CORP	74,354	1. UNITED TECHNOLOGIES CORP	1,637,514
2. UNC INCORPORATED	15,945	2. GENERAL DYNAMICS CORPORATION	527,791
3. ABB ASEA BROWN BOVERI LTD	15,691	3. ANALYSIS & TECHNOLOGY INC	56,929
4. PHILIPS ELECTRONICS NV	15,458	4. GENERAL MOTORS CORPORATION	52,999
5. PHH CORPORATION	10,958	5. PHH CORPORATION	36,395
6. BHANDARI CONSTRUCTORS & CONS	10,000	6. KAMAN CORPORATION	30,397
7. ENERGY RESEARCH CORPORATION	9,594	7. ELECTRO-METHODS INC	21,578
8. RWE AG	8,013	8. GUNVER MANUFACTURING CO INC	21,363
9. NEWFIELD CONSTRUCTION INC	5,309	9. SONALYSTS INC	19,388
10. YALE UNIVERSITY	4,833	10. TEXTRON INC	17,788

FEDERAL PROCUREMENT DATA SYSTEM
FEDERAL PROCUREMENT DOLLARS FOR DELAWARE
 Fiscal Year 1993 to Date

Population 666,168
 Per Capita Procurement 224

Total Procurement By Place of Performance 148,907
 Rank Per Capita 46 Last Year 43

TOP FIVE COUNTIES					
NAME OF COUNTY	CIVILIAN AGENCIES		DEPARTMENT OF DEFENSE		TOTAL (000)
	SMALL DIS- ADVANTAGED (000)	OTHER (000)	SMALL DIS- ADVANTAGED (000)	OTHER (000)	
1. KENT	66	849	8,903	67,499	77,317
2. NEW CASTLE	39	10,147	209	56,821	67,216
3. SUSSEX	101	2,213	621	1,439	4,374
4.					
5.					

TOP FIVE AGENCIES WITH PLACE OF PERFORMANCE IN THIS STATE (000)	
1. DEPARTMENT OF DEFENSE	135,492
2. GENERAL SERVICES ADMINISTRATION	3,376
3. DEPARTMENT OF VETERANS AFFAIRS	2,707
4. DEPARTMENT OF AGRICULTURE	1,537
5. DEPARTMENT OF HEALTH AND HUMAN SERVICES	1,065

TOP FIVE CONTRACTING OFFICES LOCATED IN THIS STATE (000)	
1 USAF, 436 CONS/LGC, DOVER AFB	36,217
2 ARMY, USPFO FOR DELAWARE, NEW CASTLE	5,398
3 VA MED/RO CENTER, WILMINGTON	3,468
4 AGRICULTURE, FARMERS HOME ADMIN, DOVER	156
5	

TYPE OF PRODUCT OR SERVICE	SMALL BUSINESS (000)	LARGE BUSINESS (000)	STATE & LOCAL GOV'T (000)	NON- PROFIT & OTHER (000)	TOTAL (000)
R & D	4,905	2,001	80	1,427	8,413
Construction	19,289	6,494	0	0	25,783
Supplies & Equipment	12,541	38,148	14	539	51,242
Services	7,462	37,199	377	18,431	63,469
TOTAL	44,197	83,842	471	20,397	148,907

TOP CONTRACTORS PERFORMING IN THIS STATE			
CIVILIAN AGENCIES CONTRACTORS	DOLLARS (000)	DEPARTMENT OF DEFENSE CONTRACTORS	DOLLARS (000)
1. DU PONT E I DE NEMOURS AND CO	1,728	1. HERCULES AEROSPACE COMPANY	23,863
2. OGDEN CORPORATION	956	2. I L C INDUSTRIES DELAWARE	21,311
3. MCA/RTKL/HENRY ADAMS ARCH	953	3. DU PONT E I DE NEMOURS AND CO	11,021
4. ALLEN FAMILY FOODS INC	847	4. CAESAR RODNEY SCH DIST	7,142
5. SILVERSIDE CARR ASSOCIATES	641	5. C PYRAMID ENTERPRISES INC	6,293
6. MCD FOUNDATION	625	6. CHINA NOODLE CO INC	5,394
7. CST OFFICE PRODUCTS, INC	610	7. OLIVERE L P INC	4,857
8. SUMMIT AVIATION INC	525	8. BARRIOS DISTRIBUTING	3,970
9. THERMAL PIPE SYSTEMS INC	450	9. DOVER CITY OF	3,409
10. BASSETT PARTNERS LP	429	10. WILMINGTON TRUST CORPORATION	2,946

FEDERAL PROCUREMENT DATA SYSTEM
FEDERAL PROCUREMENT DOLLARS FOR DISTRICT OF COLUMBIA
 Fiscal Year 1993 to Date

Population 605,900 Total Procurement By Place of Performance 3,972,432
 Per Capita Procurement 6,556 Rank Per Capita 1 Last Year 1

TOP FIVE COUNTIES					
NAME OF COUNTY	CIVILIAN AGENCIES		DEPARTMENT OF DEFENSE		TOTAL (000)
	SMALL DIS- ADVANTAGED (000)	OTHER (000)	SMALL DIS- ADVANTAGED (000)	OTHER (000)	
1. DISTRICT OF COL	434,364	2,251,632	127,928	1,158,508	3,972,432
2.					
3.					
4.					
5.					
TOP FIVE AGENCIES WITH PLACE OF PERFORMANCE IN THIS STATE (000)					
1. DEPARTMENT OF DEFENSE					1,286,436
2. GENERAL SERVICES ADMINISTRATION					464,747
3. DEPARTMENT OF THE TREASURY					413,211
4. AGENCY FOR INTERNATIONAL DEVELOPMENT					274,844
5. DEPARTMENT OF JUSTICE					254,816
TOP FIVE CONTRACTING OFFICES LOCATED IN THIS STATE (000)					
1 NAVY, NAVAL SEA SYSTEMS CMD (BZ002)					5,343,149
2 NAVY, NAVAL SEA SYSTEMS CMD (BZ005)					2,422,565
3 NAVY, NAVAL SEA SYSTEMS CMD (BZ004)					1,401,421
4 NAVY, NAVAL SEA SYSTEMS CMD (BZ006)					1,201,166
5 AGENCY FOR INTERNATIONAL DEVELOPMENT					1,137,350
TYPE OF PRODUCT OR SERVICE	SMALL BUSINESS (000)	LARGE BUSINESS (000)	STATE & LOCAL GOV'T (000)	NON- PROFIT & OTHER (000)	TOTAL (000)
R & D	48,180	28,230	116	130,590	207,116
Construction	135,376	62,516	0	0	197,892
Supplies & Equipment	176,247	330,412	16,899	2,391	525,949
Services	869,249	1,944,534	5,616	222,076	3,041,475
TOTAL	1,229,052	2,365,692	22,631	355,057	3,972,432
TOP CONTRACTORS PERFORMING IN THIS STATE					
CIVILIAN AGENCIES CONTRACTORS	DOLLARS (000)	DEPARTMENT OF DEFENSE CONTRACTORS		DOLLARS (000)	
1. COMPUTER SCIENCES CORPORATION	63,035	1. AMERICAN TELEPHONE & TELG CO	302,572		
2. AMERICAN TELEPHONE & TELG CO	57,384	2. CSX CORPORATION	153,824		
3. JOINT OCNGRPHIC INSTTIONS INC	52,897	3. SHORE MANAGEMENT INC	77,614		
4. SPACEHAB INC	49,808	4. INTERNATIONAL SHIPHOLDING CORP	70,499		
5. MARTIN MARIETTA CORPORATION	47,161	5. GENERAL MOTORS CORPORATION	49,599		
6. NATIONAL ACADEMY SCIENCES USA	43,187	6. HARNISCHFEGER INDUSTRIES INC	23,772		
7. KPMG PEAT MARWICK	42,814	7. SUN MICROSYSTEMS INC	16,536		
8. POTOMAC ELECTRIC POWER CO	40,703	8. COMSAT CORPORATION	15,130		
9. SYSOREX INTERNATIONAL INC	38,913	9. AMERICAN AUTOMAR INC	14,890		
10. VIATECH SYSTEMS INC	35,825	10. NATIONAL ACADEMY SCIENCES USA	12,484		

FEDERAL PROCUREMENT DATA SYSTEM
FEDERAL PROCUREMENT DOLLARS FOR FLORIDA
 Fiscal Year 1993 to Date

Population 12,937,928
 Per Capita Procurement 663

Total Procurement By Place of Performance 8,578,595
 Rank Per Capita 22 Last Year 24

TOP FIVE COUNTIES					
NAME OF COUNTY	CIVILIAN AGENCIES		DEPARTMENT OF DEFENSE		TOTAL (000)
	SMALL DIS-ADVANTAGED (000)	OTHER (000)	SMALL DIS-ADVANTAGED (000)	OTHER (000)	
1. BREVARD	25,063	1,422,018	32,792	1,069,354	2,549,227
2. ORANGE	1,022	23,303	50,430	1,388,143	1,462,898
3. PALM BEACH	1,573	77,241	489	1,340,129	1,419,432
4. DADE	14,806	90,707	28,706	405,513	539,732
5. PINELLAS	1,766	138,809	1,551	371,038	513,164
TOP FIVE AGENCIES WITH PLACE OF PERFORMANCE IN THIS STATE (000)					
1. DEPARTMENT OF DEFENSE					6,452,128
2. NATIONAL AERONAUTICS AND SPACE ADMINISTRATION					1,363,513
3. DEPARTMENT OF JUSTICE					181,704
4. DEPARTMENT OF TRANSPORTATION					149,434
5. DEPARTMENT OF ENERGY					113,781
TOP FIVE CONTRACTING OFFICES LOCATED IN THIS STATE (000)					
1 NASA, KENNEDY SPACE CENTER					1,334,688
2 NAVY, TRAINING SYSTEMS CENTER, ORLANDO					646,362
3 ARMY, ENGINEER DISTRICT JACKSONVILLE					329,033
4 USAF, 45TH CONS/PK, PATRICK AFB					216,276
5 USAF, AFDTC/PKR, ELGIN AFB					191,079
TYPE OF PRODUCT OR SERVICE	SMALL BUSINESS (000)	LARGE BUSINESS (000)	STATE & LOCAL GOV'T (000)	NON-PROFIT & OTHER (000)	TOTAL (000)
R & D	98,198	1,169,312	5,969	38,883	1,312,362
Construction	333,265	428,217	0	0	761,482
Supplies & Equipment	380,860	1,818,441	158	1,139,806	3,339,265
Services	516,492	2,497,496	23,125	128,373	3,165,486
TOTAL	1,328,815	5,913,466	29,252	1,307,062	8,578,595
TOP CONTRACTORS PERFORMING IN THIS STATE					
CIVILIAN AGENCIES CONTRACTORS	DOLLARS (000)	DEPARTMENT OF DEFENSE CONTRACTORS	DOLLARS (000)		
1. LOCKHEED CORPORATION	589,887	1. UNITED TECHNOLOGIES CORP	1,333,326		
2. HARRIS CORPORATION	203,961	2. MARTIN MARIETTA CORPORATION	1,127,892		
3. ROCKWELL INTERNATIONAL CORP	201,255	3. HARRIS CORPORATION	209,009		
4. EG&G INC	199,102	4. GRUMMAN CORPORATION	202,955		
5. MCDONNELL DOUGLAS CORPORATION	158,749	5. GENERAL ELECTRIC COMPANY	194,961		
6. MARTIN MARIETTA CORPORATION	109,110	6. JOHNSON CONTROLS INC	180,724		
7. CLARK ENTERPRISES INC	102,625	7. OLIN CORPORATION	118,339		
8. UNITED TECHNOLOGIES CORP	53,442	8. COMPUTER SCIENCE RAYTHEON JV	116,353		
9. I-NET INC	17,655	9. E-SYSTEMS INC	114,067		
10. PHILIPP HOLZMANN AG	17,204	10. GENERAL DYNAMICS CORPORATION	109,379		

FEDERAL PROCUREMENT DATA SYSTEM
FEDERAL PROCUREMENT DOLLARS FOR GEORGIA
 Fiscal Year 1993 to Date

Population 6,478,216
 Per Capita Procurement 692

Total Procurement By Place of Performance 4,482,694
 Rank Per Capita 20 Last Year 22

TOP FIVE COUNTIES					
NAME OF COUNTY	CIVILIAN AGENCIES		DEPARTMENT OF DEFENSE		TOTAL (000)
	SMALL DIS-ADVANTAGED (000)	OTHER (000)	SMALL DIS-ADVANTAGED (000)	OTHER (000)	
1. COBB	281	16,562	5,647	2,654,112	2,676,602
2. DE KALB	17,241	260,796	13,065	227,508	518,610
3. CHATHAM	91	7,692	6,386	285,813	299,982
4. HOUSTON	111	325	14,509	124,299	139,244
5. GWINNETT	893	14,332	2,667	104,944	122,836
TOP FIVE AGENCIES WITH PLACE OF PERFORMANCE IN THIS STATE (000)					
1. DEPARTMENT OF DEFENSE					3,973,386
2. GENERAL SERVICES ADMINISTRATION					121,054
3. TENNESSEE VALLEY AUTHORITY					86,232
4. DEPARTMENT OF VETERANS AFFAIRS					52,403
5. DEPARTMENT OF AGRICULTURE					52,129
TOP FIVE CONTRACTING OFFICES LOCATED IN THIS STATE (000)					
1 USAF, ALC/LFK, ROBINS AFB					393,427
2 USAF, ALC/LMK, ROBINS AFB					364,158
3 ARMY, ENGINEER DISTRICT SAVANNAH					249,997
4 USAF, ALC/LVK, ROBINS AFB					175,767
5 USAF, ALC/LBK, ROBINS AFB					162,137
TYPE OF PRODUCT OR SERVICE	SMALL BUSINESS (000)	LARGE BUSINESS (000)	STATE & LOCAL GOV'T (000)	NON-PROFIT & OTHER (000)	TOTAL (000)
R & D	13,268	1,594,210	2,458	45,071	1,655,007
Construction	155,867	91,402	0	0	247,269
Supplies & Equipment	163,328	1,614,631	173	22,659	1,800,791
Services	251,081	464,570	2,809	61,167	779,627
TOTAL	583,544	3,764,813	5,440	128,897	4,482,694
TOP CONTRACTORS PERFORMING IN THIS STATE					
CIVILIAN AGENCIES CONTRACTORS	DOLLARS (000)	DEPARTMENT OF DEFENSE CONTRACTORS		DOLLARS (000)	
1. WILLIAMS POWER CORP	45,217	1. LOCKHEED CORPORATION		2,638,574	
2. FEDERAL SERVICES INC	30,826	2. MONTECATINI EDISON SPA		138,521	
3. MANAGEMENT AND TRAINING CORP	20,755	3. GULFSTREAM AEROSPACE CORP		99,171	
4. CINDERELLA FOODS	16,891	4. ROCKWELL INTERNATIONAL CORP		86,651	
5. PIONEER HOUSING SYSTEMS INC	14,456	5. JOHNSON CONTROLS INC		60,268	
6. UNIVERSITY OF GA RES FUNDATION	11,127	6. GEORGIA TECH RESEARCH CORP		54,520	
7. FUEL TRANSPORT & TRADING INC	10,464	7. LOUIS DREYFUS ET CIE (SA)		45,504	
8. AMERICAN TELEPHONE & TELG CO	8,010	8. SOUTHERN COMPANY INC		38,166	
9. ZARTIC INC	7,075	9. GENERAL MOTORS CORPORATION		29,398	
10. EMORY UNIVERSITY	6,930	10. GTE CORPORATION		21,895	

FEDERAL PROCUREMENT DATA SYSTEM
FEDERAL PROCUREMENT DOLLARS FOR HAWAII
 Fiscal Year 1993 to Date

Population 1,108,229
 Per Capita Procurement 646

Total Procurement By Place of Performance 715,787
 Rank Per Capita 23 Last Year 23

TOP FIVE COUNTIES					
NAME OF COUNTY	CIVILIAN AGENCIES		DEPARTMENT OF DEFENSE		TOTAL (000)
	SMALL DIS-ADVANTAGED (000)	OTHER (000)	SMALL DIS-ADVANTAGED (000)	OTHER (000)	
1. HONOLULU	5,962	71,193	141,184	426,294	644,633
2. HAWAII	890	3,330	3,115	25,626	32,961
3. MAUI	160	6,527	147	22,553	29,387
4. KAUAI	592	2,767	2,825	2,622	8,806
5.					
TOP FIVE AGENCIES WITH PLACE OF PERFORMANCE IN THIS STATE (000)					
1. DEPARTMENT OF DEFENSE					624,366
2. DEPARTMENT OF TRANSPORTATION					24,271
3. DEPARTMENT OF LABOR					18,953
4. GENERAL SERVICES ADMINISTRATION					12,873
5. DEPARTMENT OF THE INTERIOR					7,928
TOP FIVE CONTRACTING OFFICES LOCATED IN THIS STATE (000)					
1 ARMY, ENGINEER DIST PACIFIC OCEAN, FORT SHAFTER					176,082
2 ARMY, SUPPORT COMMAND, FORT SHAFTER					174,911
3 NAVY, FACILITIES ENGINEER CMD, PEARL HARBOR					52,375
4 NAVY, FACILITIES ENGINEER CMD, PEARL HARBOR					41,913
5 NAVY, PUBLIC WORKS CENTER, PEARL HARBOR					40,801
TYPE OF PRODUCT OR SERVICE	SMALL BUSINESS (000)	LARGE BUSINESS (000)	STATE & LOCAL GOV'T (000)	NON-PROFIT & OTHER (000)	TOTAL (000)
R & D	13,920	428	3,381	8,186	25,915
Construction	160,651	110,918	0	568	272,137
Supplies & Equipment	16,623	74,857	191	0	91,671
Services	107,578	198,627	3,557	16,302	326,064
TOTAL	298,772	384,830	7,129	25,056	715,787
TOP CONTRACTORS PERFORMING IN THIS STATE					
CIVILIAN AGENCIES CONTRACTORS	DOLLARS (000)	DEPARTMENT OF DEFENSE CONTRACTORS		DOLLARS (000)	
1. UTAH CONSTRUCTION & DEV	14,000	1. BROKEN HILL PROPRIETARY CO LTD	54,686		
2. BODELL CONSTRUCTION COMPANY	7,667	2. SUNDT CORP	27,396		
3. UNIVERSITY OF HAWAII	6,929	3. OGDEN CORPORATION	24,997		
4. PACIFIC EDUCATIONAL FOUNDATION	4,946	4. HAWAIIAN ELECTRIC INDUSTRIES	23,538		
5. TRITON MARINE CNSTR CORP	3,812	5. TAISEIONCHO HAWAII INC	21,488		
6. PACIFIC INTL CTR HIGH TECH RES	3,710	6. COMPUTER SCIENCES CORPORATION	18,215		
7. MAUI LAND & PINEAPPLE CO INC	3,645	7. GTE CORPORATION	15,546		
8. COMPUTER SCIENCES CORPORATION	3,253	8. HUNT BUILDING CORPORATION	15,348		
9. SAN JUAN CONSTRUCTION INC	3,027	9. GERONIMO SERVICE CO	10,919		
10. KUAKINI HEALTH SYSTEM	2,749	10. AMERICAN EXPRESS COMPANY	9,800		

FEDERAL PROCUREMENT DATA SYSTEM
FEDERAL PROCUREMENT DOLLARS FOR IDAHO
 Fiscal Year 1993 to Date

Population 1,006,749
 Per Capita Procurement 244

Total Procurement By Place of Performance 245,852
 Rank Per Capita 43 Last Year 10

TOP FIVE COUNTIES					
NAME OF COUNTY	CIVILIAN AGENCIES		DEPARTMENT OF DEFENSE		TOTAL (000)
	SMALL DIS- ADVANTAGED (000)	OTHER (000)	SMALL DIS- ADVANTAGED (000)	OTHER (000)	
1. BONNEVILLE	6,776	721,031	1,499	532	729,838
2. ADA	422	28,522	500	16,245	45,689
3. NEZ PERCE	14	12,689	0	75	12,778
4. LEMHI	20	8,617	0	0	8,637
5. BINGHAM	530	2,201	0	4,150	6,881
TOP FIVE AGENCIES WITH PLACE OF PERFORMANCE IN THIS STATE (000)					
1. DEPARTMENT OF ENERGY					720,946
2. DEPARTMENT OF AGRICULTURE					50,868
3. DEPARTMENT OF THE INTERIOR					27,727
4. GENERAL SERVICES ADMINISTRATION					14,889
5. DEPARTMENT OF TRANSPORTATION					9,578
TOP FIVE CONTRACTING OFFICES LOCATED IN THIS STATE (000)					
1 ENERGY, IDAHO OPERATIONS OFC, IDAHO FALLS					870,306
2 INTERIOR, BUR OF RECLAMATION, BOISE					58,719
3 INTERIOR, BUR OF POLICY, BUDGET & ADMIN, BOISE					32,576
4 AGRICULTURE, FOREST SERVICE, BOISE FIRE CENTER					13,115
5 AGRICULTURE, FOREST SERVICE, BOISE NATL FOREST					11,034
TYPE OF PRODUCT OR SERVICE	SMALL BUSINESS (000)	LARGE BUSINESS (000)	STATE & LOCAL GOV'T (000)	NON- PROFIT & OTHER (000)	TOTAL (000)
R & D	1,304	2,550	274	0	4,128
Construction	50,742	21,590	0	7	72,339
Supplies & Equipment	-626,233	14,923	21	3,610	-607,679
Services	40,805	726,325	8,296	1,638	777,064
TOTAL	-533,382	765,388	8,591	5,255	245,852
TOP CONTRACTORS PERFORMING IN THIS STATE					
CIVILIAN AGENCIES CONTRACTORS	DOLLARS (000)	DEPARTMENT OF DEFENSE CONTRACTORS	DOLLARS (000)		
1. EG&G INC	482,518	1. ALL AMERICAN CONTRACTORS	5,568		
2. WESTINGHOUSE ELECTRIC CORP	121,321	2. EWING CO INC	5,010		
3. MORRISON KNUDSEN CORP DEL CORP	89,016	3. TRITON MARINE CNSTR CORP	4,485		
4. DAY & ZIMMERMANN INCORPORATED	23,882	4. MCALVAIN CONSTRUCTION INC	3,754		
5. INTERMOUNTAIN CNSTR CO INC	7,591	5. DAWN ENTERPRISES INC	3,558		
6. BARNARD CONSTRUCTION CO INC	7,027	6. MITCHELL MITCHELL ENRGY GROUP	3,543		
7. CONTINENTAL GRAIN COMPANY	5,970	7. HORKLEY'S INC	2,877		
8. SCIENTECH INC	5,769	8. IDAHO POWER COMPANY	2,271		
9. KLOKKE CORPORATION	5,367	9. HEINZ H J COMPANY	2,091		
10. BROCKE GEORGE F & SONS INC	4,641	10. WADMAN CORPORATION	1,710		

FEDERAL PROCUREMENT DATA SYSTEM
FEDERAL PROCUREMENT DOLLARS FOR ILLINOIS
 Fiscal Year 1993 to Date

Population 11,430,602
 Per Capita Procurement 241

Total Procurement By Place of Performance 2,757,287
 Rank Per Capita 44 Last Year 47

TOP FIVE COUNTIES					
NAME OF COUNTY	CIVILIAN AGENCIES		DEPARTMENT OF DEFENSE		TOTAL (000)
	SMALL DIS- ADVANTAGED (000)	OTHER (000)	SMALL DIS- ADVANTAGED (000)	OTHER (000)	
1. COOK	46,758	861,368	28,804	665,837	1,602,767
2. DU PAGE	4,019	258,502	12,766	28,484	303,771
3. SAINT CLAIR	0	6,438	15,720	105,679	127,837
4. MADISON	225	14,810	724	88,416	104,175
5. LAKE	506	28,683	5,070	43,508	77,767
TOP FIVE AGENCIES WITH PLACE OF PERFORMANCE IN THIS STATE (000)					
1. DEPARTMENT OF DEFENSE					1,335,789
2. DEPARTMENT OF ENERGY					812,228
3. DEPARTMENT OF VETERANS AFFAIRS					119,277
4. DEPARTMENT OF AGRICULTURE					107,147
5. GENERAL SERVICES ADMINISTRATION					88,977
TOP FIVE CONTRACTING OFFICES LOCATED IN THIS STATE (000)					
1 ARMY, HQ AMCCOM, ROCK ISLAND					1,861,621
2 ENERGY, CHICAGO OPERATIONS OFC, ARGONNE					1,688,918
3 DEFENSE INFORMATION SYS AGENCY, SCOTT AFB					1,051,690
4 USAF, HQ AMC/XOK, SCOTT AFB					604,968
5 VA SUPPLY DEPOT, HINES					313,124
TYPE OF PRODUCT OR SERVICE	SMALL BUSINESS (000)	LARGE BUSINESS (000)	STATE & LOCAL GOV'T (000)	NON- PROFIT & OTHER (000)	TOTAL (000)
R & D	34,244	62,518	4,302	29,164	130,228
Construction	82,359	146,729	0	0	229,088
Supplies & Equipment	254,668	724,261	272	42,562	1,021,763
Services	160,850	366,847	10,087	838,424	1,376,208
TOTAL	532,121	1,300,355	14,661	910,150	2,757,287
TOP CONTRACTORS PERFORMING IN THIS STATE					
CIVILIAN AGENCIES CONTRACTORS	DOLLARS (000)	DEPARTMENT OF DEFENSE CONTRACTORS	DOLLARS (000)		
1. UNIVERSITY OF CHICAGO THE	560,196	1. NORTHROP CORPORATION	300,709		
2. UNIVERSITIES RESEARCH ASSN	229,390	2. OLIN CORPORATION	69,247		
3. MOORMAN MANUFACTURING COMPANY	45,002	3. I I T RESEARCH INSTITUTE	66,463		
4. SCIENCE APPLICATIONS INTL CORP	30,494	4. AMERICAN TELEPHONE & TELG CO	45,769		
5. CAMOSY INCORPORATED	18,514	5. SUNDSTRAND CORPORATION	37,463		
6. ARCHER DANIELS MIDLAND CO	17,503	6. ALBERICI CORPORATION	34,400		
7. SCHWENDENER/RITWAY	14,481	7. PHILIP MORRIS COMPANIES INC	27,635		
8. B P COAL CO INC	14,032	8. VANEE FOODS COMPANY	18,911		
9. OLIN CORPORATION	13,131	9. ILLINOIS GLOVE COMPANY	16,700		
10. NATIONAL OPINION RES CTR COLO	11,830	10. B I C C PLC	14,500		

FEDERAL PROCUREMENT DATA SYSTEM
FEDERAL PROCUREMENT DOLLARS FOR INDIANA
 Fiscal Year 1993 to Date

Population 5,544,159
 Per Capita Procurement 356

Total Procurement By Place of Performance 1,971,383
 Rank Per Capita 34 Last Year 41

TOP FIVE COUNTIES					
NAME OF COUNTY	CIVILIAN AGENCIES		DEPARTMENT OF DEFENSE		TOTAL (000)
	SMALL DIS- ADVANTAGED (000)	OTHER (000)	SMALL DIS- ADVANTAGED (000)	OTHER (000)	
1. MARION	2,351	39,625	5,150	525,973	573,099
2. ST. JOSEPH	77	20,396	3,151	427,669	451,293
3. ALLEN	0	22,015	-698	371,364	392,681
4. LAKE	278	6,253	113	106,263	112,907
5. BARTHOLOMEW	11,328	84	62	53,687	65,161
TOP FIVE AGENCIES WITH PLACE OF PERFORMANCE IN THIS STATE (000)					
1. DEPARTMENT OF DEFENSE					1,752,546
2. DEPARTMENT OF VETERANS AFFAIRS					99,367
3. GENERAL SERVICES ADMINISTRATION					28,105
4. DEPARTMENT OF ENERGY					15,898
5. NATIONAL AERONAUTICS AND SPACE ADMINISTRATION					13,843
TOP FIVE CONTRACTING OFFICES LOCATED IN THIS STATE (000)					
1 NAVY, AIR WARFARE CENTER, INDIANAPOLIS					97,071
2 NAVY, SURFACE WARFARE CENTER, CRANE NAVWSC					79,703
3 NAVY, AIR WARFARE CENTER, INDIANAPOLIS					71,116
4 NAVY, AIR WARFARE CENTER, INDIANAPOLIS					48,172
5 ARMY, CMD SOLDIER SUPPORT, FT BEN HARRISON					25,717
TYPE OF PRODUCT OR SERVICE	SMALL BUSINESS (000)	LARGE BUSINESS (000)	STATE & LOCAL GOV'T (000)	NON- PROFIT & OTHER (000)	TOTAL (000)
R & D	1,691	217,962	2,325	9,799	231,777
Construction	42,565	50,838	0	109	93,512
Supplies & Equipment	110,703	1,103,982	844	166,500	1,382,029
Services	39,553	203,224	2,812	18,476	264,065
TOTAL	194,512	1,576,006	5,981	194,884	1,971,383
TOP CONTRACTORS PERFORMING IN THIS STATE					
CIVILIAN AGENCIES CONTRACTORS	DOLLARS (000)	DEPARTMENT OF DEFENSE CONTRACTORS		DOLLARS (000)	
1. CADDELL CONSTRUCTION CO INC	35,686	1. GENERAL MOTORS CORPORATION	448,344		
2. GENERAL MOTORS CORPORATION	18,684	2. RENCO HOLDINGS INC	368,818		
3. ALCO HEALTH DISTRIBUTION CORP	14,304	3. ITT CORPORATION	234,988		
4. HILLENBRAND INDUSTRIES INC	13,203	4. PHILIPS ELECTRONICS NV	151,222		
5. MINACT INC	11,328	5. AMOCO CORPORATION	94,981		
6. BRISTOL-MYERS SQUIBB COMPANY	8,037	6. ALLIEDSIGNAL INC	56,640		
7. ABB ASEA BROWN BOVERI LTD	7,040	7. UNIFORMED SVCS BENEFIT PLANS	36,266		
8. PFIZER INC	6,549	8. ASPHALT MATERIALS INC	20,860		
9. ITT CORPORATION	6,535	9. CUMMINS ENGINE COMPANY INC	18,794		
10. MILES INC/DIAGNOSTICS DIV	6,342	10. AMERICAN TRANS AIR KALITTA JV	14,931		

FEDERAL PROCUREMENT DATA SYSTEM
FEDERAL PROCUREMENT DOLLARS FOR IOWA
 Fiscal Year 1993 to Date

Population 2,776,755
 Per Capita Procurement 203

Total Procurement By Place of Performance 564,870
 Rank Per Capita 49 Last Year 42

TOP FIVE COUNTIES					
NAME OF COUNTY	CIVILIAN AGENCIES		DEPARTMENT OF DEFENSE		TOTAL (000)
	SMALL DIS- ADVANTAGED (000)	OTHER (000)	SMALL DIS- ADVANTAGED (000)	OTHER (000)	
1. LINN	10	10,176	0	222,956	233,142
2. JOHNSON	290	50,365	0	2,644	53,299
3. POLK	133	30,950	804	20,041	51,928
4. STORY	0	37,475	0	612	38,087
5. DES MOINES	0	933	0	35,207	36,140
TOP FIVE AGENCIES WITH PLACE OF PERFORMANCE IN THIS STATE (000)					
1. DEPARTMENT OF DEFENSE					363,016
2. DEPARTMENT OF AGRICULTURE					73,356
3. DEPARTMENT OF ENERGY					37,523
4. DEPARTMENT OF EDUCATION					35,506
5. DEPARTMENT OF VETERANS AFFAIRS					12,006
TOP FIVE CONTRACTING OFFICES LOCATED IN THIS STATE (000)					
1 ARMY, USPFO FOR IOWA, JOHNSTON					11,289
2 VA MEDICAL CENTER, IOWA CITY					8,288
3 VA MEDICAL CENTER, KNOXVILLE					5,228
4 VA MEDICAL CENTER, DES MOINES					1,679
5 AGRICULTURE, SOIL CONSERVATION SVC, DES MOINES					747
TYPE OF PRODUCT OR SERVICE	SMALL BUSINESS (000)	LARGE BUSINESS (000)	STATE & LOCAL GOV'T (000)	NON- PROFIT & OTHER (000)	TOTAL (000)
R & D	162	79,491	10,600	6,273	96,526
Construction	33,095	11,105	0	0	44,200
Supplies & Equipment	50,552	212,493	41	11,348	274,434
Services	8,432	68,796	39,764	32,718	149,710
TOTAL	92,241	371,885	50,405	50,339	564,870
TOP CONTRACTORS PERFORMING IN THIS STATE					
CIVILIAN AGENCIES CONTRACTORS	DOLLARS (000)	DEPARTMENT OF DEFENSE CONTRACTORS	DOLLARS (000)		
1. IOWA STATE UNIV OF SCNCE TECH	35,009	1. ROCKWELL INTERNATIONAL CORP	221,325		
2. CAL WESTERN PACKAGING CORP	21,300	2. MASON COMPANY THE (DEL)	16,617		
3. AMERICAN COLLEGE TSTG PROGRAM	17,957	3. COMPUTER RELIANCE	15,789		
4. NATIONAL COMPUTER SYSTEMS	17,790	4. LITTON INDUSTRIES INC	10,371		
5. GIBBON PACKING CO INC	10,648	5. DEERE & COMPANY	9,751		
6. UNIVERSITY OF IOWA THE	10,533	6. S C COMPANIES INC	9,533		
7. ASSOCIATED MILK PRODUCERS	9,403	7. KIEWIT PETER SONS DE CORP	6,194		
8. IBP INC	8,449	8. DUCHOSSOIS INDUSTRIES INC	5,913		
9. MANAGEMENT AND TRAINING CORP	6,915	9. COLTEC INDUSTRIES INC	3,142		
10. SONSTEGARD FOODS CO	6,060	10. HANSEN COMPANY INC	3,014		

FEDERAL PROCUREMENT DATA SYSTEM
FEDERAL PROCUREMENT DOLLARS FOR KANSAS
 Fiscal Year 1993 to Date

Population 2,477,574
 Per Capita Procurement 365

Total Procurement By Place of Performance 905,285
 Rank Per Capita 32 Last Year 28

TOP FIVE COUNTIES					
NAME OF COUNTY	CIVILIAN AGENCIES		DEPARTMENT OF DEFENSE		TOTAL (000)
	SMALL DIS-ADVANTAGED (000)	OTHER (000)	SMALL DIS-ADVANTAGED (000)	OTHER (000)	
1. SEDGWICK	398	66,253	3,846	377,376	447,873
2. JOHNSON	4,866	58,700	4,346	16,196	84,108
3. LEAVENWORTH	93	9,090	21,135	48,142	78,460
4. GEARY	0	59	13,254	48,950	62,263
5. SEWARD	0	1	0	32,090	32,091

TOP FIVE AGENCIES WITH PLACE OF PERFORMANCE IN THIS STATE (000)	
1. DEPARTMENT OF DEFENSE	655,001
2. DEPARTMENT OF AGRICULTURE	120,149
3. DEPARTMENT OF VETERANS AFFAIRS	39,842
4. GENERAL SERVICES ADMINISTRATION	25,790
5. DEPARTMENT OF TRANSPORTATION	25,182

TOP FIVE CONTRACTING OFFICES LOCATED IN THIS STATE (000)	
1 ARMY, DIRECTORATE OF CONTRACTING, FT RILEY	46,276
2 ARMY, CMD COMBINED ARMS CTR, FT LEAVENWORTH	19,232
3 ARMY, USPFO FOR KANSAS, TOPEKA	17,881
4 JUSTICE, FEDERAL PRISON SYSTEM, LEAVENWORTH	11,540
5 USAF, 384 CONS/CC, MCCONNELL AFB	10,453

TYPE OF PRODUCT OR SERVICE	SMALL BUSINESS (000)	LARGE BUSINESS (000)	STATE & LOCAL GOV'T (000)	NON-PROFIT & OTHER (000)	TOTAL (000)
R & D	1,215	16,134	397	346	18,092
Construction	63,939	54,871	0	0	118,810
Supplies & Equipment	53,838	433,935	44	6,273	494,090
Services	69,425	196,149	5,163	3,556	274,293
TOTAL	188,417	701,089	5,604	10,175	905,285

TOP CONTRACTORS PERFORMING IN THIS STATE			
CIVILIAN AGENCIES CONTRACTORS	DOLLARS (000)	DEPARTMENT OF DEFENSE CONTRACTORS	DOLLARS (000)
1. ARCHER DANIELS MIDLAND CO	34,035	1. MCDONNELL DOUGLAS CORP	165,401
2. CARGILL INCORPORATED	23,200	2. BOEING COMPANY THE	90,155
3. LAW COMPANY INC	18,529	3. BOMBARDIER INC	28,749
4. LOUIS DREYFUS ET CIE (SA)	17,233	4. UNION HOLDINGS INC	28,616
5. CONAGRA INC	12,238	5. RAYTHEON COMPANY	23,201
6. BARTLETT AND COMPANY	9,620	6. LOGICON INC	20,899
7. ANDERSEN ARTHUR & CO	9,112	7. IFR SYSTEMS INC	19,577
8. CORRECTIONS CORP AMERICA	7,557	8. WICHITA PONCA CANVAS PRODUCTS	13,905
9. CEREAL FOOD PROCESSORS INC	6,576	9. CARGILL INCORPORATED	12,810
10. FLUOR CORPORATION	6,141	10. NATION INC	12,756

FEDERAL PROCUREMENT DATA SYSTEM
FEDERAL PROCUREMENT DOLLARS FOR KENTUCKY
 Fiscal Year 1993 to Date

Population 3,685,296
 Per Capita Procurement 373

Total Procurement By Place of Performance 1,375,814
 Rank Per Capita 31 Last Year 46

TOP FIVE COUNTIES					
NAME OF COUNTY	CIVILIAN AGENCIES		DEPARTMENT OF DEFENSE		TOTAL (000)
	SMALL DIS-ADVANTAGED (000)	OTHER (000)	SMALL DIS-ADVANTAGED (000)	OTHER (000)	
1. BOURBON	0	840	1,416	302,200	304,456
2. MCCracken	0	232,908	75	237	233,220
3. JEFFERSON	6,465	32,305	5,082	127,359	171,211
4. BULLITT	0	33	14,619	79,930	94,582
5. CHRISTIAN	212	3,619	18,205	60,872	82,908
TOP FIVE AGENCIES WITH PLACE OF PERFORMANCE IN THIS STATE (000)					
1. DEPARTMENT OF DEFENSE					817,123
2. DEPARTMENT OF ENERGY					232,810
3. TENNESSEE VALLEY AUTHORITY					162,466
4. DEPARTMENT OF LABOR					40,861
5. DEPARTMENT OF THE TREASURY					24,677
TOP FIVE CONTRACTING OFFICES LOCATED IN THIS STATE (000)					
1 ARMY, ENGINEER DISTRICT LOUISVILLE					183,392
2 ARMY, CMD ARMOR CENTER, FORT KNOX					73,361
3 ARMY, DIRECTORATE OF CONTRACTING, FT CAMPBELL					57,825
4 ARMY, ENGINEER DISTRICT LOUISVILLE (CIVIL)					34,203
5 NAVY, SURFACE WARFARE CENTER, LOUISVILLE					17,683
TYPE OF PRODUCT OR SERVICE	SMALL BUSINESS (000)	LARGE BUSINESS (000)	STATE & LOCAL GOV'T (000)	NON-PROFIT & OTHER (000)	TOTAL (000)
R & D	3,648	499	1,784	819	6,750
Construction	124,363	35,931	0	0	160,294
Supplies & Equipment	196,396	190,653	0	10,685	397,734
Services	97,737	697,719	2,503	13,077	811,036
TOTAL	422,144	924,802	4,287	24,581	1,375,814
TOP CONTRACTORS PERFORMING IN THIS STATE					
CIVILIAN AGENCIES CONTRACTORS	DOLLARS (000)	DEPARTMENT OF DEFENSE CONTRACTORS	DOLLARS (000)		
1. ELECTRIC ENERGY, INC	231,700	1. E-SYSTEMS INC	293,979		
2. STAFFORD ENERGY INC	49,500	2. UNITED PARCEL SERVICE AMER INC	85,849		
3. MINACT INC	32,521	3. KECO INDUSTRIES, INC	54,799		
4. GABBARD COAL SALES	23,856	4. OUTDOOR VENTURE CORPORATION	43,134		
5. FIRST FINANCIAL MGT CORP	11,561	5. PENCE HOWARD W INC	24,689		
6. CONSOL INC	10,618	6. GAECO INTERNATIONAL CORP	13,160		
7. EASTERN COMPUTERS INC	9,050	7. NACCO INDUSTRIES INC	10,861		
8. SYSOREX INTERNATIONAL INC	8,496	8. APEX CONTRACTING INC	8,834		
9. ALGOOD FOOD COMPANY	7,992	9. TRL INC	8,769		
10. SMOKY MOUNTAIN COAL CORP	7,899	10. KFD SALES AND SERVICE INC	8,627		

FEDERAL PROCUREMENT DATA SYSTEM
FEDERAL PROCUREMENT DOLLARS FOR LOUISIANA
 Fiscal Year 1993 to Date

Population 4,219,973
 Per Capita Procurement 592

Total Procurement By Place of Performance 2,500,076
 Rank Per Capita 24 Last Year 26

TOP FIVE COUNTIES					
NAME OF COUNTY	CIVILIAN AGENCIES		DEPARTMENT OF DEFENSE		TOTAL (000)
	SMALL DIS- ADVANTAGED (000)	OTHER (000)	SMALL DIS- ADVANTAGED (000)	OTHER (000)	
1. ORLEANS	10,925	367,738	22,500	764,324	1,165,487
2. JEFFERSON	2,557	225,391	550	8,366	236,864
3. BOSSIER	935	16,422	9,826	181,177	208,360
4. CALCASIEU	0	16,318	140,197	34,884	191,399
5. VERNON	0	935	14,637	101,999	117,571
TOP FIVE AGENCIES WITH PLACE OF PERFORMANCE IN THIS STATE (000)					
1. DEPARTMENT OF DEFENSE					1,548,264
2. DEPARTMENT OF AGRICULTURE					345,382
3. NATIONAL AERONAUTICS AND SPACE ADMINISTRATION					314,222
4. DEPARTMENT OF ENERGY					146,097
5. GENERAL SERVICES ADMINISTRATION					51,303
TOP FIVE CONTRACTING OFFICES LOCATED IN THIS STATE (000)					
1 ENERGY, STRATEGIC PETROLEUM RESV, NEW ORLEANS					179,121
2 TRANSPORTATION, MARITIME ADMIN, NEW ORLEANS					101,340
3 ARMY, ENGINEER DISTRICT NEW ORLEANS					73,915
4 ARMY, DIRECTORATE OF CONTRACTING, FORT POLK					50,551
5 NAVY, SHIPBUILDING CONVERS, NEW ORLEANS					33,928
TYPE OF PRODUCT OR SERVICE	SMALL BUSINESS (000)	LARGE BUSINESS (000)	STATE & LOCAL GOV'T (000)	NON- PROFIT & OTHER (000)	TOTAL (000)
R & D	3,168	5,540	1,806	3,079	13,593
Construction	125,005	223,406	0	0	348,411
Supplies & Equipment	305,107	1,354,498	125	2,931	1,662,661
Services	100,832	352,386	3,263	18,930	475,411
TOTAL	534,112	1,935,830	5,194	24,940	2,500,076
TOP CONTRACTORS PERFORMING IN THIS STATE					
CIVILIAN AGENCIES CONTRACTORS	DOLLARS (000)	DEPARTMENT OF DEFENSE CONTRACTORS	DOLLARS (000)		
1. MARTIN MARIETTA CORPORATION	305,310	1. AVONDALE INDUSTRIES INC	593,641		
2. MC DERMOTT INTERNATIONAL INC	104,493	2. GOLD LINE REFINING LTD	140,197		
3. CONTINENTAL GRAIN COMPANY	77,662	3. TEXTRON INC	124,682		
4. LOUIS DREYFUS ET CIE (SA)	48,716	4. THIOKOL CORPORATION	71,352		
5. ARCHER DANIELS MIDLAND CO	44,039	5. JOHNSON AL CONSTRUCTION CO	48,763		
6. CARGILL INCORPORATED	42,063	6. PLACID OIL COMPANY	35,026		
7. BOENING PETROLEUM SERVICES INC	30,292	7. PERINI CORPORATION	34,029		
8. Z-TOWN INC	26,171	8. TRANSWORLD OIL AMERICA INC	24,644		
9. BUNGE CORPORATION	21,053	9. CUBIC CORPORATION	22,501		
10. INTERNATIONAL PAPER COMPANY	16,502	10. BOLLINGER MACHINE SP & SHIPYARD	17,856		

FEDERAL PROCUREMENT DATA SYSTEM
FEDERAL PROCUREMENT DOLLARS FOR MAINE
 Fiscal Year 1993 to Date

Population 1,227,928
 Per Capita Procurement 963

Total Procurement By Place of Performance 1,181,979
 Rank Per Capita 10 Last Year 8

TOP FIVE COUNTIES					
NAME OF COUNTY	CIVILIAN AGENCIES		DEPARTMENT OF DEFENSE		TOTAL (000)
	SMALL DIS- ADVANTAGED (000)	OTHER (000)	SMALL DIS- ADVANTAGED (000)	OTHER (000)	
1. SAGadahoc	0	0	0	999,037	999,037
2. YORK	361	345	0	42,830	43,536
3. PENOBSCOT	82	26,692	44	13,243	40,061
4. CUMBERLAND	285	13,531	3,447	17,450	34,713
5. AROOSTOOK	0	8,467	2,166	13,224	23,857

TOP FIVE AGENCIES WITH PLACE OF PERFORMANCE IN THIS STATE (000)	
1. DEPARTMENT OF DEFENSE	1,106,986
2. ENVIRONMENTAL PROTECTION AGENCY	16,503
3. DEPARTMENT OF VETERANS AFFAIRS	12,659
4. DEPARTMENT OF HEALTH AND HUMAN SERVICES	10,941
5. DEPARTMENT OF LABOR	10,116

TOP FIVE CONTRACTING OFFICES LOCATED IN THIS STATE (000)	
1 NAVY, SHIPBUILDING CONVERS, BATH	53,611
2 USAF, 42 CONS/CC, LORING AFB	8,363
3 ARMY, USPFO FOR MAINE, AUGUSTA	6,972
4 VA MEDICAL CENTER, TOGUS	3,950
5 GSA, PUBLIC BUILDING SVCS, AUGUSTA	402

TYPE OF PRODUCT OR SERVICE	SMALL BUSINESS (000)	LARGE BUSINESS (000)	STATE & LOCAL GOV'T (000)	NON- PROFIT & OTHER (000)	TOTAL (000)
R & D	3,654	177	798	1,661	6,290
Construction	25,078	25,142	0	0	50,220
Supplies & Equipment	10,413	1,008,636	50	8,518	1,027,617
Services	20,574	52,817	10,037	14,424	97,852
TOTAL	59,719	1,086,772	10,885	24,603	1,181,979

TOP CONTRACTORS PERFORMING IN THIS STATE			
CIVILIAN AGENCIES CONTRACTORS	DOLLARS (000)	DEPARTMENT OF DEFENSE CONTRACTORS	DOLLARS (000)
1. TRAINING & DEVELOPMENT CORP	9,899	1. BATH HOLDING CORPORATION	997,155
2. CAMP DRESSER & MCKEE INC	9,232	2. SACO DEFENSE INC	34,892
3. GRANGER MANAGEMENT CORPORATION	8,552	3. MARTIN MARIETTA CORPORATION	5,051
4. BAROID CORPORATION	5,759	4. WMX TECHNOLOGIES INC	4,897
5. EBASCO SERVICES INC	4,455	5. TRI STATE DESIGN CONSTRUCTION	4,659
6. PENOBSCOT IND NTN TRBL CNCL	4,120	6. RAZEL USA INC	3,971
7. PLEASANT PT INDIAN RESERVATION	3,284	7. LAW ENVIRONMENTAL INC	3,500
8. ALLIANCE TECHNOLOGIES CORP	2,387	8. MAINE PUBLIC SERVICE COMPANY	3,420
9. POULIN D L INCORPORATED	1,900	9. OAK ISLAND FISHERIES INC	2,715
10. WYMAN JASPER & SON	1,190	10. FIBER MATERIALS INC	2,199

FEDERAL PROCUREMENT DATA SYSTEM
FEDERAL PROCUREMENT DOLLARS FOR MARYLAND
 Fiscal Year 1993 to Date

Population 4,781,468
 Per Capita Procurement 1586

Total Procurement By Place of Performance 7,581,808
 Rank Per Capita 5 Last Year 3

TOP FIVE COUNTIES					
NAME OF COUNTY	CIVILIAN AGENCIES		DEPARTMENT OF DEFENSE		TOTAL (000)
	SMALL DIS- ADVANTAGED (000)	OTHER (000)	SMALL DIS- ADVANTAGED (000)	OTHER (000)	
1. MONTGOMERY	238,215	1,390,195	134,530	938,515	2,701,455
2. PRINCE GEORGE'S	206,643	1,035,021	128,678	494,230	1,864,572
3. BALTIMORE (CITY)	29,143	312,707	18,586	756,078	1,116,514
4. ANNE ARUNDEL	8,170	93,323	17,859	272,133	391,485
5. ST. MARY'S	657	3,741	37,712	328,793	370,903
TOP FIVE AGENCIES WITH PLACE OF PERFORMANCE IN THIS STATE (000)					
1. DEPARTMENT OF DEFENSE					3,950,995
2. NATIONAL AERONAUTICS AND SPACE ADMINISTRATION					1,081,615
3. DEPARTMENT OF HEALTH AND HUMAN SERVICES					733,009
4. DEPARTMENT OF TRANSPORTATION					454,637
5. GENERAL SERVICES ADMINISTRATION					188,580
TOP FIVE CONTRACTING OFFICES LOCATED IN THIS STATE (000)					
1 NASA, GODDARD SPACE CENTER, GREENBELT					1,914,017
2 NAVY, AVIATION DEPOT OPS, PATUXENT RIVER					547,713
3 ARMY, ENGINEER DISTRICT BALTIMORE					341,121
4 HHS, NATL INST FOR HEALTH, BETHESDA					298,375
5 ARMY, ABERDEEN PROVING GROUND					258,763
TYPE OF PRODUCT OR SERVICE	SMALL BUSINESS (000)	LARGE BUSINESS (000)	STATE & LOCAL GOV'T (000)	NON- PROFIT & OTHER (000)	TOTAL (000)
R & D	269,127	818,868	9,235	356,542	1,453,772
Construction	277,247	352,524	124	18,064	647,959
Supplies & Equipment	345,923	1,457,235	486	281,287	2,084,931
Services	1,085,727	2,165,744	4,350	139,325	3,395,146
TOTAL	1,978,024	4,794,371	14,195	795,218	7,581,808
TOP CONTRACTORS PERFORMING IN THIS STATE					
CIVILIAN AGENCIES CONTRACTORS	DOLLARS (000)	DEPARTMENT OF DEFENSE CONTRACTORS	DOLLARS (000)		
1. INTERNATIONAL BUS MCHS CORP	337,292	1. WESTINGHOUSE ELECTRIC CORP	614,897		
2. ALLIED-SIGNAL INC	256,072	2. JOHNS HOPKINS UNIVERSITY	239,042		
3. COMPUTER SCIENCES CORPORATION	201,293	3. INTERNATIONAL BUS MCHS CORP	182,588		
4. CLARK ENTERPRISES INC	88,693	4. PENN CENTRAL CORPORATION	170,397		
5. MARTIN MARIETTA CORPORATION	72,442	5. ALLIED-SIGNAL INC	153,403		
6. WESTAT INC	70,710	6. MARTIN MARIETTA CORPORATION	142,507		
7. COMPUTER DATA SYSTEMS INC	69,815	7. UNITED INDUSTRIAL CORPORATION	98,996		
8. GENERAL MOTORS CORPORATION	65,913	8. CLARK ENTERPRISES INC	74,156		
9. NEW VALLEY CORPORATION	54,414	9. BOOZ ALLEN & HAMILTON INC	69,995		
10. WESTINGHOUSE ELECTRIC CORP	53,899	10. AMERICAN TELEPHONE & TELG CO	69,084		

FEDERAL PROCUREMENT DATA SYSTEM
FEDERAL PROCUREMENT DOLLARS FOR MASSACHUSETTS
 Fiscal Year 1993 to Date

Population 6,016,425
 Per Capita Procurement 1134

Total Procurement By Place of Performance 6,820,281
 Rank Per Capita 8 Last Year 9

TOP FIVE COUNTIES					
NAME OF COUNTY	CIVILIAN AGENCIES		DEPARTMENT OF DEFENSE		TOTAL (000)
	SMALL DIS- ADVANTAGED (000)	OTHER (000)	SMALL DIS- ADVANTAGED (000)	OTHER (000)	
1. MIDDLESEX	20,567	486,516	185,199	3,140,333	3,832,615
2. ESSEX	160	31,536	890	1,689,288	1,721,874
3. NORFOLK	134	36,129	12,011	355,287	403,561
4. BERKSHIRE	291	81,980	33	186,968	269,272
5. SUFFOLK	6,785	125,280	6,213	75,556	213,834
TOP FIVE AGENCIES WITH PLACE OF PERFORMANCE IN THIS STATE (000)					
1. DEPARTMENT OF DEFENSE					5,938,786
2. DEPARTMENT OF TRANSPORTATION					174,896
3. DEPARTMENT OF THE TREASURY					113,321
4. NATIONAL AERONAUTICS AND SPACE ADMINISTRATION					111,646
5. DEPARTMENT OF HEALTH AND HUMAN SERVICES					81,294
TOP FIVE CONTRACTING OFFICES LOCATED IN THIS STATE (000)					
1 USAF, ESC/JSK, HANSCOM AFB					704,741
2 USAF, ESC/ENK, HANSCOM AFB					693,078
3 USAF, ESC/TWK, HANSCOM AFB					623,700
4 USAF, ESC/MSK, HANSCOM AFB					275,862
5 TRANSPORTATION, RESEARCH & SPC PRGMS, CAMBRIDGE					162,693
TYPE OF PRODUCT OR SERVICE	SMALL BUSINESS (000)	LARGE BUSINESS (000)	STATE & LOCAL GOV'T (000)	NON- PROFIT & OTHER (000)	TOTAL (000)
R & D	236,160	1,039,501	1,329	853,140	2,130,130
Construction	88,549	36,694	0	236	125,479
Supplies & Equipment	271,424	1,886,312	395	980,043	3,138,174
Services	254,666	992,921	2,758	176,153	1,426,498
TOTAL	850,799	3,955,428	4,482	2,009,572	6,820,281
TOP CONTRACTORS PERFORMING IN THIS STATE					
CIVILIAN AGENCIES CONTRACTORS	DOLLARS (000)	DEPARTMENT OF DEFENSE CONTRACTORS		DOLLARS (000)	
1. CRANE & CO INC	80,117	1. RAYTHEON COMPANY		2,338,989	
2. MASSACHUSETTS INST OF TECH	68,065	2. GENERAL ELECTRIC COMPANY		981,619	
3. UNISYS CORPORATION	35,251	3. MASSACHUSETTS INST OF TECH		364,105	
4. EG&G INC	35,013	4. GTE CORPORATION		257,549	
5. ABT ASSOCIATES INC	26,381	5. MITRE CORPORATION		234,349	
6. RAYTHEON COMPANY	23,700	6. DRAPER CHARLES STARK LAB INC		193,902	
7. DRAPER CHARLES STARK LAB INC	16,725	7. GENERAL DYNAMICS CORPORATION		124,667	
8. ITT CORPORATION	13,513	8. PRIMARK CORPORATION		74,851	
9. PRIMARK CORPORATION	13,023	9. INFOTEC DEVELOPMENT INC		67,683	
10. HALLIBURTON COMPANY	12,797	10. TEXTRON INC		60,758	

FEDERAL PROCUREMENT DATA SYSTEM
FEDERAL PROCUREMENT DOLLARS FOR MICHIGAN
 Fiscal Year 1993 to Date

Population 9,295,297
 Per Capita Procurement 211

Total Procurement By Place of Performance 1,962,039
 Rank Per Capita 47 Last Year 37

TOP FIVE COUNTIES					
NAME OF COUNTY	CIVILIAN AGENCIES		DEPARTMENT OF DEFENSE		TOTAL (000)
	SMALL DIS- ADVANTAGED (000)	OTHER (000)	SMALL DIS- ADVANTAGED (000)	OTHER (000)	
1. MACOMB	176	77,271	7,862	389,378	474,687
2. WAYNE	10,091	155,069	952	61,186	227,298
3. MUSKEGON	0	952	-244	194,536	195,244
4. KENT	6,986	32,298	586	91,457	131,327
5. OAKLAND	2,471	22,834	3,834	83,248	112,387
TOP FIVE AGENCIES WITH PLACE OF PERFORMANCE IN THIS STATE (000)					
1. DEPARTMENT OF DEFENSE					1,357,745
2. GENERAL SERVICES ADMINISTRATION					351,369
3. DEPARTMENT OF AGRICULTURE					59,108
4. DEPARTMENT OF VETERANS AFFAIRS					47,447
5. DEPARTMENT OF HEALTH AND HUMAN SERVICES					29,960
TOP FIVE CONTRACTING OFFICES LOCATED IN THIS STATE (000)					
1 ARMY, TANK-AUTOMOTIVE CMD, WARREN					3,969,390
2 DOD, DEFENSE LOGISTICS AGENCY, BATTLE CREEK					74,556
3 ARMY, USPFO FOR MICHIGAN, LANSING					16,818
4 ARMY, ENGINEER DISTRICT DETROIT					15,974
5 USAF, 410 CONS/CC, K I SAWYER AFB					11,353
TYPE OF PRODUCT OR SERVICE	SMALL BUSINESS (000)	LARGE BUSINESS (000)	STATE & LOCAL GOV'T (000)	NON- PROFIT & OTHER (000)	TOTAL (000)
R & D	14,290	308,589	15,011	30,044	367,934
Construction	43,276	27,904	628	0	71,808
Supplies & Equipment	176,625	828,701	183	203,817	1,209,326
Services	72,302	204,705	11,801	24,163	312,971
TOTAL	306,493	1,369,899	27,623	258,024	1,962,039
TOP CONTRACTORS PERFORMING IN THIS STATE					
CIVILIAN AGENCIES CONTRACTORS	DOLLARS (000)	DEPARTMENT OF DEFENSE CONTRACTORS		DOLLARS (000)	
1. GENERAL MOTORS CORPORATION	97,835	1. GENERAL DYNAMICS CORPORATION	325,321		
2. FORD MOTOR COMPANY	94,910	2. TELEDYNE INC	140,820		
3. CHRYSLER CORPORATION	91,810	3. MACHINES BULL (CIE DES)	97,508		
4. ABBOTT LABORATORIES	19,451	4. TEXTRON INC	67,571		
5. UNIVERSITY OF MICHIGAN	16,632	5. AAR CORP	67,091		
6. WESTINGHOUSE ELECTRIC CORP	16,538	6. SMITHS INDUSTRIES PLC	49,892		
7. MILLER HERMAN INC	12,166	7. ENVIRONMENTAL RES INST OF MICH	36,527		
8. INTERNATIONAL BUS MCHS CORP	8,515	8. WILLIAMS INTERNATIONAL CORP	32,179		
9. CHERRY CENTRAL COOPERATIVE	8,105	9. LAKE SHORE INC	26,029		
10. HAWORTH INTERNATIONAL INC	7,731	10. RENCO HOLDINGS INC	25,380		

FEDERAL PROCUREMENT DATA SYSTEM
FEDERAL PROCUREMENT DOLLARS FOR MINNESOTA
 Fiscal Year 1993 to Date

Population 4,375,099
 Per Capita Procurement 431

Total Procurement By Place of Performance 1,884,364
 Rank Per Capita 27 Last Year 33

TOP FIVE COUNTIES					
NAME OF COUNTY	CIVILIAN AGENCIES		DEPARTMENT OF DEFENSE		TOTAL (000)
	SMALL DIS- ADVANTAGED (000)	OTHER (000)	SMALL DIS- ADVANTAGED (000)	OTHER (000)	
1. HENNEPIN	6,410	175,467	5,592	1,066,381	1,253,850
2. RAMSEY	2,909	55,673	110	308,158	366,850
3. WABASHA	0	55,551	964	0	56,515
4. DAKOTA	996	5,350	40	30,190	36,576
5. ANOKA	0	2,598	814	25,187	28,599
TOP FIVE AGENCIES WITH PLACE OF PERFORMANCE IN THIS STATE (000)					
1. DEPARTMENT OF DEFENSE					1,486,359
2. DEPARTMENT OF AGRICULTURE					131,325
3. DEPARTMENT OF VETERANS AFFAIRS					52,789
4. DEPARTMENT OF HEALTH AND HUMAN SERVICES					52,011
5. DEPARTMENT OF TRANSPORTATION					36,912
TOP FIVE CONTRACTING OFFICES LOCATED IN THIS STATE (000)					
1 HHS, PUBLIC HEALTH SVC, BEMIDJI					47,578
2 ARMY, ENGINEER DISTRICT ST PAUL					43,959
3 VA MEDICAL CENTER, ST PAUL					23,018
4 NAVY, DEF PLANT REP OFC, MINNEAPOLIS					20,746
5 JUSTICE, FEDERAL PRISON SYSTEM, DULUTH					14,133
TYPE OF PRODUCT OR SERVICE	SMALL BUSINESS (000)	LARGE BUSINESS (000)	STATE & LOCAL GOV'T (000)	NON- PROFIT & OTHER (000)	TOTAL (000)
R & D	17,781	154,143	16,210	22,635	210,769
Construction	22,166	31,333	2,501	-339	55,661
Supplies & Equipment	92,166	1,217,681	64	42,233	1,352,144
Services	29,588	194,312	19,185	22,705	265,790
TOTAL	161,701	1,597,469	37,960	87,234	1,884,364
TOP CONTRACTORS PERFORMING IN THIS STATE					
CIVILIAN AGENCIES CONTRACTORS	DOLLARS (000)	DEPARTMENT OF DEFENSE CONTRACTORS	DOLLARS (000)		
1. LAKESIDE FOODS INC	55,551	1. ALLIANT TECHSYSTEMS INC	418,265		
2. CRAY RESEARCH INC	27,157	2. FMC CORPORATION	218,547		
3. UNISYS CORPORATION	26,729	3. CERIDIAN CORPORATION	138,237		
4. MINNESOTA BOARD OF REGENTS	21,230	4. PARAMAX INCORPORATED	133,229		
5. GENERAL SECURITY SERVICES CORP	17,734	5. GILES ALEXANDER	125,275		
6. NATIONAL MARROW DONOR PROGRAM	16,234	6. HONEYWELL INC	100,964		
7. TELCOM SYSTEMS SERVICES, INC	14,201	7. UNISYS CORPORATION	41,233		
8. GFI AMERICA INC	13,112	8. MINNESOTA MINING & MFG CO	27,200		
9. ASSOCIATED MILK PRODUCERS	10,454	9. CONTROL DATA SYSTEMS INC	19,881		
10. BONGARDS CREAMERIES INC	8,938	10. GENERAL MILLS INC	16,527		

FEDERAL PROCUREMENT DATA SYSTEM
FEDERAL PROCUREMENT DOLLARS FOR MISSISSIPPI
 Fiscal Year 1993 to Date

Population 2,573,215
 Per Capita Procurement 762

Total Procurement By Place of Performance 1,960,607
 Rank Per Capita 17 Last Year 7

TOP FIVE COUNTIES					
NAME OF COUNTY	CIVILIAN AGENCIES		DEPARTMENT OF DEFENSE		TOTAL (000)
	SMALL DIS- ADVANTAGED (000)	OTHER (000)	SMALL DIS- ADVANTAGED (000)	OTHER (000)	
1. JACKSON	36	7,273	409	817,221	824,939
2. TISHOMINGO	1	161,500	0	28,029	189,530
3. HARRISON	1,121	13,045	18,732	154,391	187,289
4. MADISON	8	361	0	141,477	141,846
5. HANCOCK	7,614	98,201	794	24,596	131,205
TOP FIVE AGENCIES WITH PLACE OF PERFORMANCE IN THIS STATE (000)					
1. DEPARTMENT OF DEFENSE					1,573,935
2. NATIONAL AERONAUTICS AND SPACE ADMINISTRATION					260,472
3. DEPARTMENT OF AGRICULTURE					33,371
4. GENERAL SERVICES ADMINISTRATION					20,202
5. DEPARTMENT OF VETERANS AFFAIRS					18,958
TOP FIVE CONTRACTING OFFICES LOCATED IN THIS STATE (000)					
1 ARMY, ENGINEER DISTRICT VICKSBURG (CIVIL)					227,217
2 NAVY, SHIPBUILDING CONVERS, PASCAGOULA					144,063
3 NASA, STENNIS SPACE CENTER					104,263
4 ARMY, ENGINEER WATER-WAYS EXP STA, VICKSBURG					62,925
5 USAF, 393 CONS/CC, KEESLER AFB					48,169
TYPE OF PRODUCT OR SERVICE	SMALL BUSINESS (000)	LARGE BUSINESS (000)	STATE & LOCAL GOV'T (000)	NON- PROFIT & OTHER (000)	TOTAL (000)
R & D	9,033	22,090	4,372	3,350	38,845
Construction	134,431	39,606	0	350	174,387
Supplies & Equipment	160,964	1,045,499	192	25,325	1,231,980
Services	84,775	403,412	17,787	9,421	515,395
TOTAL	389,203	1,510,607	22,351	38,446	1,960,607
TOP CONTRACTORS PERFORMING IN THIS STATE					
CIVILIAN AGENCIES CONTRACTORS	DOLLARS (000)	DEPARTMENT OF DEFENSE CONTRACTORS		DOLLARS (000)	
1. LOCKHEED CORPORATION	164,606	1. LITTON INDUSTRIES INC	788,757		
2. PAN AM WORLD SERVICES INC	43,786	2. RAYTHEON COMPANY	141,646		
3. SVERDRUP CORPORATION	27,007	3. BARRETT REFINING CORPORATION	119,059		
4. MISSISSIPPI BAND	11,270	4. TRINITY INDUSTRIES INC	73,634		
5. DUNN INVESTMENT COMPANY	10,335	5. GENERAL MOTORS CORPORATION	44,608		
6. COMPUTER SCIENCES CORPORATION	7,074	6. NATIONAL APPAREL INC	31,883		
7. RES-CARE INC	6,680	7. DYNCORP	19,331		
8. COMPUTER DATA SYSTEMS INC	6,081	8. GOLDEN MANUFACTURING CO INC	15,652		
9. LOUIS DREYFUS ET CIE (SA)	4,899	9. GRUMMAN CORPORATION	14,948		
10. MINACT INC	4,770	10. BLACKSTONE DREDGING PARTNERS	14,277		

FEDERAL PROCUREMENT DATA SYSTEM
FEDERAL PROCUREMENT DOLLARS FOR MISSOURI
 Fiscal Year 1993 to Date

Population 5,117,073
 Per Capita Procurement 1260

Total Procurement By Place of Performance 6,449,806
 Rank Per Capita 6 Last Year 14

TOP FIVE COUNTIES					
NAME OF COUNTY	CIVILIAN AGENCIES		DEPARTMENT OF DEFENSE		TOTAL (000)
	SMALL DIS-ADVANTAGED (000)	OTHER (000)	SMALL DIS-ADVANTAGED (000)	OTHER (000)	
1. ST. LOUIS (CITY)	21,125	61,293	27,157	4,755,046	4,864,621
2. CLAY	12,642	812,983	2,002	69,260	896,887
3. JACKSON	178	1,020	301	133,523	135,022
4. ST. LOUIS	211	71,964	8,823	44,497	125,495
5. JOHNSON	0	11	13,059	77,827	90,897
TOP FIVE AGENCIES WITH PLACE OF PERFORMANCE IN THIS STATE (000)					
1. DEPARTMENT OF DEFENSE					5,292,227
2. DEPARTMENT OF ENERGY					434,067
3. GENERAL SERVICES ADMINISTRATION					348,191
4. DEPARTMENT OF AGRICULTURE					106,426
5. DEPARTMENT OF VETERANS AFFAIRS					57,811
TOP FIVE CONTRACTING OFFICES LOCATED IN THIS STATE (000)					
1 ARMY, AVIATION SYSTEMS COMMAND, ST LOUIS					3,111,763
2 AGRICULTURE, STABILIZ & CONSER SVC, KANSAS CITY					706,620
3 AGRICULTURE, STABILIZ & CONSER SVC, KANSAS CITY					629,725
4 ARMY, TROOP SUPPORT COMMAND, ST LOUIS					190,322
5 AGRICULTURE, STABILIZ & CONSER SVC, KANSAS CITY					188,445
TYPE OF PRODUCT OR SERVICE	SMALL BUSINESS (000)	LARGE BUSINESS (000)	STATE & LOCAL GOV'T (000)	NON-PROFIT & OTHER (000)	TOTAL (000)
R & D	2,543	793,095	1,430	15,772	812,840
Construction	124,382	85,952	38	5,664	216,036
Supplies & Equipment	173,104	3,207,979	77	487,646	3,868,806
Services	160,169	1,287,497	6,471	97,987	1,552,124
TOTAL	460,198	5,374,523	8,016	607,069	6,449,806
TOP CONTRACTORS PERFORMING IN THIS STATE					
CIVILIAN AGENCIES CONTRACTORS	DOLLARS (000)	DEPARTMENT OF DEFENSE CONTRACTORS	DOLLARS (000)		
1. ALLIED-SIGNAL INC	357,050	1. MCDONNELL DOUGLAS CORP	4,375,552		
2. SPRINT CORPORATION	211,719	2. OLIN CORPORATION	130,714		
3. MORRISON KNUDSEN CORP DEL CORP	69,100	3. ESCO ELECTRONICS CORPORATION	77,927		
4. WEATHER CORP OF AMERICA	40,240	4. ALLIED-SIGNAL INC	67,524		
5. THOMSON SA	37,462	5. ELECTRONICS & SPACE CORP	43,697		
6. FORD MOTOR CO	34,698	6. MORTENSON M A COMPANIES	40,654		
7. MARION MERRELL DOW INC	27,552	7. ENGINEERED SUPPORT SYSTEMS	40,147		
8. MINACT INC	23,571	8. GENERAL DYNAMICS CORPORATION	28,025		
9. FLUOR CORPORATION	15,753	9. SABRELINER CORPORATION	26,639		
10. ARCHER DANIELS MIDLAND CO	14,561	10. HENSEL PHELPS CONSTRUCTION CO	23,113		

FEDERAL PROCUREMENT DATA SYSTEM
FEDERAL PROCUREMENT DOLLARS FOR MONTANA
 Fiscal Year 1993 to Date

Population 799,065
 Per Capita Procurement 287

Total Procurement By Place of Performance 229,237
 Rank Per Capita 40 Last Year 45

TOP FIVE COUNTIES					
NAME OF COUNTY	CIVILIAN AGENCIES		DEPARTMENT OF DEFENSE		TOTAL (000)
	SMALL DIS- ADVANTAGED (000)	OTHER (000)	SMALL DIS- ADVANTAGED (000)	OTHER (000)	
1. CASCADE	125	3,094	4,106	42,392	49,717
2. SILVER BOW	0	35,436	0	51	35,487
3. YELLOWSTONE	2,949	7,297	0	13,756	24,002
4. LAKE	61	8,632	8,283	0	16,976
5. LEWIS AND CLARK	7,817	5,748	55	1,328	14,948
TOP FIVE AGENCIES WITH PLACE OF PERFORMANCE IN THIS STATE (000)					
1. DEPARTMENT OF DEFENSE					78,992
2. DEPARTMENT OF ENERGY					39,089
3. DEPARTMENT OF HEALTH AND HUMAN SERVICES					29,754
4. DEPARTMENT OF THE INTERIOR					24,096
5. DEPARTMENT OF AGRICULTURE					17,046
TOP FIVE CONTRACTING OFFICES LOCATED IN THIS STATE (000)					
1 INTERIOR, BUR OF RECLAMATION, BILLINGS					58,817
2 USAF, 301 CONS/LGC, MALMSTROM AFB					24,291
3 HHS, PUBLIC HEALTH SERVICE, BILLINGS					22,829
4 AGRICULTURE, FOREST SERVICE, MISSOULA					8,313
5 ARMY, USPFO FOR MONTANA, HELENA					5,110
TYPE OF PRODUCT OR SERVICE	SMALL BUSINESS (000)	LARGE BUSINESS (000)	STATE & LOCAL GOV'T (000)	NON- PROFIT & OTHER (000)	TOTAL (000)
R & D	32,309	0	530	0	32,839
Construction	60,475	4,374	0	0	64,849
Supplies & Equipment	28,333	15,319	39	591	44,282
Services	37,379	21,586	23,571	4,731	87,267
TOTAL	158,496	41,279	24,140	5,322	229,237
TOP CONTRACTORS PERFORMING IN THIS STATE					
CIVILIAN AGENCIES CONTRACTORS	DOLLARS (000)	DEPARTMENT OF DEFENSE CONTRACTORS		DOLLARS (000)	
1. MONTANA ENERGY RES & DEV INST	31,674	1. EXXON CORPORATION	13,648		
2. GREENWAY ENTERPRISES INC	7,813	2. MONTANA REFINING CO	10,009		
3. CONFEDRTED SLISH KTNAI TRIBES	7,118	3. TECHNICAL & MGT SVCS CORP	7,851		
4. SWANK ENTERPRISES	7,116	4. A & S TRIBAL INDUSTRIES	4,668		
5. S E INCORPORATED	4,417	5. TALCOTT JAMES CONSTRUCTION	3,647		
6. EH OFTEDAL & SONS INC	4,387	6. BOUYGUES	3,125		
7. BARNARD CONSTRUCTION CO INC	3,988	7. MONTANA POWER COMPANY INC	2,578		
8. GRAY D M COMPANY INC	3,749	8. ARLINGTON IND SCHL DST	2,097		
9. A-1 PAVING INC	2,764	9. UNITED MATERIALS OF GREAT FALLS	1,557		
10. COUNTY OF FLATHEAD	2,356	10. GREAT FALLS GAS COMPANY	1,432		

FEDERAL PROCUREMENT DATA SYSTEM
FEDERAL PROCUREMENT DOLLARS FOR NEBRASKA
 Fiscal Year 1993 to Date

Population 1,578,385
 Per Capita Procurement 319

Total Procurement By Place of Performance 504,074
 Rank Per Capita 36 Last Year 36

TOP FIVE COUNTIES					
NAME OF COUNTY	CIVILIAN AGENCIES		DEPARTMENT OF DEFENSE		TOTAL (000)
	SMALL DIS- ADVANTAGED (000)	OTHER (000)	SMALL DIS- ADVANTAGED (000)	OTHER (000)	
1. SARPY	0	89	15,137	155,438	170,664
2. DOUGLAS	316	76,249	74	34,086	110,725
3. SALINE	0	42,272	0	0	42,272
4. LANCASTER	109	9,156	527	29,416	39,208
5. THURSTON	0	4,613	0	31,142	35,755

TOP FIVE AGENCIES WITH PLACE OF PERFORMANCE IN THIS STATE (000)	
1. DEPARTMENT OF DEFENSE	301,258
2. DEPARTMENT OF AGRICULTURE	120,615
3. DEPARTMENT OF THE INTERIOR	30,901
4. GENERAL SERVICES ADMINISTRATION	25,384
5. DEPARTMENT OF VETERANS AFFAIRS	9,269

TOP FIVE CONTRACTING OFFICES LOCATED IN THIS STATE (000)	
1 ARMY, ENGINEER DISTRICT OMAHA (CIVIL)	218,896
2 ARMY, ENGINEER DISTRICT OMAHA	217,545
3 USAF, 3908 CONS/CC, OFFUTT AFB	119,174
4 USAF, 55 CONS/CC, OFFUTT AFB	31,935
5 VA MEDICAL CENTER, OMAHA	5,252

TYPE OF PRODUCT OR SERVICE	SMALL BUSINESS (000)	LARGE BUSINESS (000)	STATE & LOCAL GOV'T (000)	NON- PROFIT & OTHER (000)	TOTAL (000)
R & D	517	10,618	353	375	11,863
Construction	38,887	38,901	0	0	77,788
Supplies & Equipment	98,395	159,119	27	311	257,852
Services	29,892	108,047	7,235	11,397	156,571
TOTAL	167,691	316,685	7,615	12,083	504,074

TOP CONTRACTORS PERFORMING IN THIS STATE			
CIVILIAN AGENCIES CONTRACTORS	DOLLARS (000)	DEPARTMENT OF DEFENSE CONTRACTORS	DOLLARS (000)
1. BUNGE CORPORATION	42,146	1. STERLING SOFTWARE INC	26,189
2. CONAGRA INC	30,145	2. GDE HOLDINGS COMPANY (DE)	21,432
3. SAE CIVIL CONSTRUCTION INC	19,097	3. AKSARBEN FOODS INC	18,385
4. SMITH H P MOTORS INC	17,835	4. GTE CORPORATION	13,865
5. AKSARBEN FOODS INC	11,886	5. TELEX COMMUNICATION GROUP INC	12,786
6. WESTERN VALLEY PROCESSING INC	9,527	6. BRUNSWICK CORPORATION	12,456
7. HOOKER BROS INC	8,263	7. OMEGA GROUP INC	12,277
8. MID-AMERICA FARM LINES INC	7,786	8. SCIENCE APPLICATIONS INTL CORP	11,300
9. WOODWARD-CLYDE GROUP INC	5,360	9. TRW INC	8,612
10. RABES QUALITY MEATS INC	5,056	10. HARRIS CORPORATION	8,291

FEDERAL PROCUREMENT DATA SYSTEM
FEDERAL PROCUREMENT DOLLARS FOR NEVADA
 Fiscal Year 1993 to Date

Population 1,201,833
 Per Capita Procurement 829

Total Procurement By Place of Performance 996,351
 Rank Per Capita 13 Last Year 17

TOP FIVE COUNTIES					
NAME OF COUNTY	CIVILIAN AGENCIES		DEPARTMENT OF DEFENSE		TOTAL (000)
	SMALL DIS- ADVANTAGED (000)	OTHER (000)	SMALL DIS- ADVANTAGED (000)	OTHER (000)	
1. CLARK	9,777	709,803	20,385	103,336	843,301
2. WASHOE	958	35,301	20,851	6,197	63,307
3. MINERAL	0	443	0	34,030	34,473
4. CHURCHILL	10	1,678	4,551	27,610	33,849
5. NYE	1,550	1,342	0	2,758	5,650
TOP FIVE AGENCIES WITH PLACE OF PERFORMANCE IN THIS STATE (000)					
1. DEPARTMENT OF ENERGY					696,315
2. DEPARTMENT OF DEFENSE					224,021
3. DEPARTMENT OF THE INTERIOR					19,279
4. ENVIRONMENTAL PROTECTION AGENCY					13,083
5. DEPARTMENT OF LABOR					10,986
TOP FIVE CONTRACTING OFFICES LOCATED IN THIS STATE (000)					
1 ENERGY, NEVADA OPERATIONS OFC, LAS VEGAS					683,004
2 USAF, 554 CONS/CC, NELLIS AFB					78,482
3 INTERIOR, BUR OF RECLAMATION, BOULDER CITY					28,700
4 VA MEDICAL CENTER, RENO					5,746
5 VA OUTPATIENT CLINIC, LAS VEGAS					996
TYPE OF PRODUCT OR SERVICE	SMALL BUSINESS (000)	LARGE BUSINESS (000)	STATE & LOCAL GOV'T (000)	NON- PROFIT & OTHER (000)	TOTAL (000)
R & D	5,295	1,517	155	2,226	9,193
Construction	50,233	24,399	0	0	74,632
Supplies & Equipment	33,886	3,764	40	49	37,739
Services	45,334	799,528	19,184	10,741	874,787
TOTAL	134,748	829,208	19,379	13,016	996,351
TOP CONTRACTORS PERFORMING IN THIS STATE					
CIVILIAN AGENCIES CONTRACTORS	DOLLARS (000)	DEPARTMENT OF DEFENSE CONTRACTORS		DOLLARS (000)	
1. EG&G INC	470,655	1. LORAL CORPORATION		49,317	
2. RAYTHEON COMPANY	108,365	2. SIERRA NEVADA CORPORATION		20,684	
3. SCIENCE APPLICATIONS INTL CORP	48,030	3. KAPLA S BARBARA GREENHOUSE		17,015	
4. WACKENHUT CORPORATION	24,641	4. DAY & ZIMMERMANN/BASIL JV		16,354	
5. INTERNATIONAL TECHNOLOGY CORP	19,850	5. MORTENSON M A COMPANIES		8,148	
6. UNIVERSITY & COMMUNITY COLLEGE	19,088	6. NEVADA POWER COMPANY		7,304	
7. I R E S DEVELOPMENT INC	10,335	7. ATKINS CLAUDE E ENTERPRISES		7,259	
8. HIGH POWER INC	6,455	8. ARCATA ASSOCIATES INC		6,197	
9. COMPUTER SCIENCES CORPORATION	4,281	9. OHM CORPORATION		5,708	
10. PAI CORPORATION	3,880	10. WYLIE C E CONSTRUCTION CO		4,295	

FEDERAL PROCUREMENT DATA SYSTEM
FEDERAL PROCUREMENT DOLLARS FOR NEW HAMPSHIRE
 Fiscal Year 1993 to Date

Population 1,109,252
 Per Capita Procurement 386

Total Procurement By Place of Performance 428,267
 Rank Per Capita 29 Last Year 31

TOP FIVE COUNTIES					
NAME OF COUNTY	CIVILIAN AGENCIES		DEPARTMENT OF DEFENSE		TOTAL (000)
	SMALL DIS-ADVANTAGED (000)	OTHER (000)	SMALL DIS-ADVANTAGED (000)	OTHER (000)	
1. HILLSBOROUGH	546	9,328	3,902	269,923	283,699
2. ROCKINGHAM	669	9,008	4,068	84,290	98,035
3. GRAFTON	0	6,720	569	13,822	21,111
4. BELKNAP	75	299	0	9,739	10,113
5. STRAFFORD	80	5,589	0	1,051	6,720
TOP FIVE AGENCIES WITH PLACE OF PERFORMANCE IN THIS STATE (000)					
1. DEPARTMENT OF DEFENSE					392,117
2. NATIONAL AERONAUTICS AND SPACE ADMINISTRATION					9,097
3. GENERAL SERVICES ADMINISTRATION					7,419
4. DEPARTMENT OF TRANSPORTATION					5,094
5. DEPARTMENT OF VETERANS AFFAIRS					3,427
TOP FIVE CONTRACTING OFFICES LOCATED IN THIS STATE (000)					
1 NAVY, PORTSMOUTH NAVAL SHIPYARD					53,186
2 ARMY, USPFO FOR NEW HAMPSHIRE, CONCORD					5,963
3 VA MEDICAL CENTER, MANCHESTER					3,808
4 AGRI, WHITE MOUNTAIN NATL FOREST, LACONIA					391
5 ARMY, COLD REGIONS RSCH & ENGR LAB, HANOVER					350
TYPE OF PRODUCT OR SERVICE	SMALL BUSINESS (000)	LARGE BUSINESS (000)	STATE & LOCAL GOVT (000)	NON-PROFIT & OTHER (000)	TOTAL (000)
R & D	13,823	110,232	6,336	545	130,936
Construction	23,527	18,267	0	0	41,794
Supplies & Equipment	31,848	161,613	20	7,732	201,213
Services	14,561	37,810	87	1,866	54,324
TOTAL	83,759	327,922	6,443	10,143	428,267
TOP CONTRACTORS PERFORMING IN THIS STATE					
CIVILIAN AGENCIES CONTRACTORS	DOLLARS (000)	DEPARTMENT OF DEFENSE CONTRACTORS	DOLLARS (000)		
1. NEW HAMPSHIRE UNIVERSITY SYS	5,209	1. LOCKHEED CORPORATION	225,740		
2. DIGITAL EQUIPMENT CORPORATION	3,420	2. DIGITAL EQUIPMENT CORPORATION	21,803		
3. RMC RESEARCH CORP	3,061	3. TYCO LABORATORIES INC	14,833		
4. CREARE INC	3,002	4. INTERNATIONAL TECHNOLOGY CORP	10,326		
5. L AND C ASSOCIATES INC	2,430	5. MINEBEA CO LTD	8,641		
6. DESIGN CONTEMPO INC	2,007	6. SEQUA CORPORATION	8,446		
7. OHM CORPORATION	1,277	7. AGF INC	6,992		
8. NEW HAMPSHIRE STATE OF	1,234	8. AIR & WATER TECHNOLOGIES CORP	6,342		
9. R M PIPER INC	957	9. TIMKEN COMPANY THE	5,924		
10. BARLETTA ENGINEERING CORP	907	10. BCE INC	5,633		

FEDERAL PROCUREMENT DATA SYSTEM
FEDERAL PROCUREMENT DOLLARS FOR NEW JERSEY
 Fiscal Year 1993 to Date

Population 7,730,188
 Per Capita Procurement 444

Total Procurement By Place of Performance 3,431,905
 Rank Per Capita 25 Last Year 25

TOP FIVE COUNTIES					
NAME OF COUNTY	CIVILIAN AGENCIES		DEPARTMENT OF DEFENSE		TOTAL (000)
	SMALL DIS- ADVANTAGED (000)	OTHER (000)	SMALL DIS- ADVANTAGED (000)	OTHER (000)	
1. BURLINGTON	0	12,121	21,148	675,280	708,549
2. MERCER	214	244,607	2,126	233,779	480,726
3. MONMOUTH	1,786	21,696	69,924	278,793	372,199
4. BERGEN	356	59,101	4,167	228,340	291,964
5. MIDDLESEX	1,417	202,536	706	64,595	269,254
TOP FIVE AGENCIES WITH PLACE OF PERFORMANCE IN THIS STATE (000)					
1. DEPARTMENT OF DEFENSE					2,563,088
2. DEPARTMENT OF TRANSPORTATION					203,100
3. NATIONAL AERONAUTICS AND SPACE ADMINISTRATION					187,847
4. DEPARTMENT OF ENERGY					140,252
5. DEPARTMENT OF VETERANS AFFAIRS					91,708
TOP FIVE CONTRACTING OFFICES LOCATED IN THIS STATE (000)					
1 ARMY, COMMUNIC & ELECTRONICS CMD, FORT MONMOUTH					2,909,862
2 ARMY, HQ AMCCOM, PICATINNY ARSENAL					812,659
3 NAVY, AIR WARFARE CENTER, LAKE HURST					142,241
4 TRANS, FED AVIATION ADMIN, ATLANTIC CITY					96,295
5 NAVY, MILITARY SEALIFT COMMAND, BAYONNE					40,409
TYPE OF PRODUCT OR SERVICE	SMALL BUSINESS (000)	LARGE BUSINESS (000)	STATE & LOCAL GOV'T (000)	NON- PROFIT & OTHER (000)	TOTAL (000)
R & D	83,035	609,482	7,514	133,304	833,335
Construction	106,461	61,915	0	243	168,619
Supplies & Equipment	264,469	805,362	-4,741	17,856	1,082,946
Services	441,820	843,948	1,084	60,153	1,347,005
TOTAL	895,785	2,320,707	3,857	211,556	3,431,905
TOP CONTRACTORS PERFORMING IN THIS STATE					
CIVILIAN AGENCIES CONTRACTORS	DOLLARS (000)	DEPARTMENT OF DEFENSE CONTRACTORS		DOLLARS (000)	
1. GENERAL ELECTRIC COMPANY	181,191	1. GENERAL ELECTRIC COMPANY		648,917	
2. PRINCETON UNIVERSITY	115,091	2. MARTIN MARIETTA CORPORATION		158,582	
3. MARINE TRANSPORT LINES INC	38,609	3. MAERSK INC		133,075	
4. BAY TANKERS INC	30,684	4. ASTRONAUTICS CORP OF AMERICA		101,428	
5. SIEMENS AG	23,592	5. BAY SHIP MANAGEMENT INC		75,877	
6. ENGELHARD METALS CORP	23,215	6. COASTAL CORPORATION		75,119	
7. AMERICAN FOREIGN SHIPPING CO	22,320	7. ALLIED-SIGNAL INC		55,225	
8. CTA INCORPORATED	14,371	8. GENERAL ELECTRIC CO PLC THE		49,324	
9. BRISTOL-MYERS SQUIBB COMPANY	13,868	9. COMPUTER SCIENCES CORPORATION		47,677	
10. RMS TECHNOLOGIES INCORPORATED	13,753	10. LOGICON INC		38,044	

FEDERAL PROCUREMENT DATA SYSTEM
FEDERAL PROCUREMENT DOLLARS FOR NEW MEXICO
 Fiscal Year 1993 to Date

Population 1,515,069
 Per Capita Procurement 2644

Total Procurement By Place of Performance 4,006,438
 Rank Per Capita 2 Last Year 2

TOP FIVE COUNTIES					
NAME OF COUNTY	CIVILIAN AGENCIES		DEPARTMENT OF DEFENSE		TOTAL (000)
	SMALL DIS-ADVANTAGED (000)	OTHER (000)	SMALL DIS-ADVANTAGED (000)	OTHER (000)	
1. BERNALILLO	27,380	1,618,851	61,439	284,489	1,992,159
2. LOS ALAMOS	672	1,204,544	4,700	8,790	1,218,706
3. DONA ANA	3,510	59,361	57,034	102,236	222,141
4. EDDY	68	98,026	0	40,923	139,017
5. SAN JUAN	828	109,946	0	13,016	123,790
TOP FIVE AGENCIES WITH PLACE OF PERFORMANCE IN THIS STATE (000)					
1. DEPARTMENT OF ENERGY					2,864,127
2. DEPARTMENT OF DEFENSE					808,223
3. DEPARTMENT OF THE INTERIOR					128,762
4. NATIONAL AERONAUTICS AND SPACE ADMINISTRATION					57,344
5. DEPARTMENT OF HEALTH AND HUMAN SERVICES					54,595
TOP FIVE CONTRACTING OFFICES LOCATED IN THIS STATE (000)					
1 ENERGY, ALBUQUERQUE OPERATIONS OFFICE					3,840,728
2 USAF, PL/PKR R&D CONTRACTS, KIRTLAND AFB					237,038
3 DOD, DEF EVALUATION SUPPORT, KIRTLAND AFB					97,951
4 ARMY, WHITE SANDS MISSILE RANGE					91,551
5 ARMY, ENGINEER DISTRICT ALBUQUERQUE					62,187
TYPE OF PRODUCT OR SERVICE	SMALL BUSINESS (000)	LARGE BUSINESS (000)	STATE & LOCAL GOV'T (000)	NON-PROFIT & OTHER (000)	TOTAL (000)
R & D	84,497	114,581	3,793	21,601	224,472
Construction	170,016	245,598	4,469	0	420,083
Supplies & Equipment	80,210	76,622	1,221	25,048	183,101
Services	116,555	1,789,558	1,225,873	46,796	3,178,782
TOTAL	451,278	2,226,359	1,235,356	93,445	4,006,438
TOP CONTRACTORS PERFORMING IN THIS STATE					
CIVILIAN AGENCIES CONTRACTORS	DOLLARS (000)	DEPARTMENT OF DEFENSE CONTRACTORS	DOLLARS (000)		
1. AMERICAN TELEPHONE & TELG CO	1,393,636	1. DYNACORP	51,149		
2. UNIVERSITY OF CALIFORNIA	1,195,755	2. HONEYWELL INC	48,911		
3. MORRISON KNUDSEN CORP DEL CORP	84,871	3. EG&G INC	40,010		
4. WESTINGHOUSE ELECTRIC CORP	83,974	4. WESTINGHOUSE ELECTRIC CORP	39,994		
5. LOCKHEED CORPORATION	44,581	5. WISCONSIN PHYSICIANS SVC INSUR	38,693		
6. BARNARD CONSTRUCTION CO INC	40,023	6. CARLYLE PARTNERS LEVERAGED CAP	35,708		
7. SILVER CONSTRUCTION OF NM	39,097	7. SUNDT CORP	30,150		
8. CENTEX CORPORATION	19,601	8. LAGUNA INDUSTRIES INC	20,593		
9. JACOBS ENGINEERING GROUP INC	18,155	9. NEW MEXICO STATE OF	18,272		
10. LOVELACE MEDICAL FOUNDATION	15,020	10. GIANT INDUSTRIES INC	16,557		

FEDERAL PROCUREMENT DATA SYSTEM
FEDERAL PROCUREMENT DOLLARS FOR NEW YORK
 Fiscal Year 1993 to Date

Population 17,990,455
 Per Capita Procurement 378

Total Procurement By Place of Performance 6,792,584
 Rank Per Capita 30 Last Year 30

TOP FIVE COUNTIES					
NAME OF COUNTY	CIVILIAN AGENCIES		DEPARTMENT OF DEFENSE		TOTAL (000)
	SMALL DIS- ADVANTAGED (000)	OTHER (000)	SMALL DIS- ADVANTAGED (000)	OTHER (000)	
1. NASSAU	1,150	167,691	7,417	1,671,009	1,847,267
2. BRONX	32,547	573,563	1,575	384,218	991,903
3. SUFFOLK	3,644	455,535	4,259	487,237	950,675
4. SCHENECTADY	1,698	307,696	705	379,554	689,653
5. TIOGA	110	112	61	347,892	348,175
TOP FIVE AGENCIES WITH PLACE OF PERFORMANCE IN THIS STATE (000)					
1. DEPARTMENT OF DEFENSE					4,605,262
2. DEPARTMENT OF ENERGY					727,532
3. GENERAL SERVICES ADMINISTRATION					369,307
4. DEPARTMENT OF THE TREASURY					265,712
5. DEPARTMENT OF JUSTICE					170,778
TOP FIVE CONTRACTING OFFICES LOCATED IN THIS STATE (000)					
1 ENERGY, SCHENECTADY NAVAL REACTORS OFFICE					396,824
2 GSA, PUBLIC BUILDINGS SVCS, NEW YORK					177,452
3 GSA, FEDERAL SUPPLY SERVICE, NEW YORK					119,838
4 GSA, PUBLIC BUILDINGS SVCS, NEW YORK					109,737
5 JUSTICE, FEDERAL PRISON SYSTEM, OTISVILLE					104,126
TYPE OF PRODUCT OR SERVICE	SMALL BUSINESS (000)	LARGE BUSINESS (000)	STATE & LOCAL GOV'T (000)	NON- PROFIT & OTHER (000)	TOTAL (000)
R & D	71,238	912,657	12,057	54,633	1,050,585
Construction	206,494	260,758	0	795	468,047
Supplies & Equipment	430,722	2,035,032	208	253,149	2,719,111
Services	305,093	1,710,174	17,554	522,020	2,554,841
TOTAL	1,013,547	4,918,621	29,819	830,597	6,792,584
TOP CONTRACTORS PERFORMING IN THIS STATE					
CIVILIAN AGENCIES CONTRACTORS	DOLLARS (000)	DEPARTMENT OF DEFENSE CONTRACTORS		DOLLARS (000)	
1. ASSOCIATED UNIVERSITIES INC	405,371	1. GRUMMAN CORPORATION		1,381,755	
2. KAPL INC	304,782	2. GENERAL ELECTRIC COMPANY		621,503	
3. MERRILL LYNCH & CO INC	136,795	3. INTERNATIONAL BUS MCHS CORP		352,331	
4. SKH HOLDINGS INC	103,444	4. LORAL CORPORATION		259,287	
5. B P T PROPERTIES L P	103,019	5. UNISYS CORPORATION		173,440	
6. UNISYS CORPORATION	88,937	6. HARRIS CORPORATION		101,516	
7. MORGAN GUARANTEE TRUST	49,938	7. EATON CORPORATION		60,807	
8. ARON J & COMPANY	30,417	8. PHILIP MORRIS COMPANIES INC		45,219	
9. ECOLOGY & ENVIRONMENT INC	28,367	9. CAE INDUSTRIES LTD		42,713	
10. INTERNATIONAL MARINE CARRIERS	22,504	10. CAE LINK CORPORATION		38,570	

FEDERAL PROCUREMENT DATA SYSTEM
FEDERAL PROCUREMENT DOLLARS FOR NORTH CAROLINA
 Fiscal Year 1993 to Date

Population 6,628,637
 Per Capita Procurement 256

Total Procurement By Place of Performance 1,697,704
 Rank Per Capita 41 Last Year 40

TOP FIVE COUNTIES					
NAME OF COUNTY	CIVILIAN AGENCIES		DEPARTMENT OF DEFENSE		TOTAL (000)
	SMALL DIS- ADVANTAGED (000)	OTHER (000)	SMALL DIS- ADVANTAGED (000)	OTHER (000)	
1. GUILFORD	3,246	54,141	2,686	332,117	392,190
2. CUMBERLAND	1,335	4,028	24,452	230,480	260,295
3. DURHAM	11,340	170,905	690	28,514	211,449
4. WAKE	607	41,810	494	131,523	174,434
5. FORSYTH	1	10,511	0	110,252	120,764
TOP FIVE AGENCIES WITH PLACE OF PERFORMANCE IN THIS STATE (000)					
1. DEPARTMENT OF DEFENSE					1,193,127
2. DEPARTMENT OF HEALTH AND HUMAN SERVICES					103,383
3. ENVIRONMENTAL PROTECTION AGENCY					79,332
4. DEPARTMENT OF STATE					67,994
5. DEPARTMENT OF VETERANS AFFAIRS					57,938
TOP FIVE CONTRACTING OFFICES LOCATED IN THIS STATE (000)					
1 EPA, CONTRACT MGT DIV, RESEARCH TRIANGLE PARK					241,690
2 ARMY, DIRECTORATE OF CONTRACTING, FORT BRAGG					116,370
3 HHS, NATL INSTI FOR HEALTH, RESEARCH TRIANGLE PARK					78,398
4 TRANS, COAST GUARD, ELIZABETH CITY					47,110
5 ARMY, RESEARCH LAB, RESEARCH TRIANGLE PARK					46,223
TYPE OF PRODUCT OR SERVICE	SMALL BUSINESS (000)	LARGE BUSINESS (000)	STATE & LOCAL GOV'T (000)	NON- PROFIT & OTHER (000)	TOTAL (000)
R & D	16,780	77,567	10,724	50,210	155,281
Construction	177,063	150,686	119	50	327,918
Supplies & Equipment	109,002	606,687	174	20,044	735,907
Services	114,146	273,383	17,230	73,839	478,598
TOTAL	416,991	1,108,323	28,247	144,143	1,697,704
TOP CONTRACTORS PERFORMING IN THIS STATE					
CIVILIAN AGENCIES CONTRACTORS	DOLLARS (000)	DEPARTMENT OF DEFENSE CONTRACTORS	DOLLARS (000)		
1. RESEARCH TRIANGLE INSTITUTE	49,496	1. AMERICAN TELEPHONE & TELG CO	327,251		
2. TRAFALGAR HOUSE CONSTRUCTION	37,533	2. CHC HOLDING	112,267		
3. AMERICAN TELEPHONE & TELG CO	31,600	3. CAROLINA POWER & LIGHT CO	29,722		
4. JONES GROUP INC	26,958	4. SAFT	24,615		
5. GLAXO HOLDINGS PLC	16,792	5. VECTURA GROUP INC	21,082		
6. BIONOMIC SYSTEMS INC	15,966	6. NC DEPT OF HUMAN RESOURCES	15,755		
7. MASCO CORPORATION	15,272	7. WELLCO ENTERPRISES INC	13,016		
8. UNIVERSITY OF NORTH CAROLINA	14,854	8. MC RAE INDUSTRIES INC	12,394		
9. UNION PACIFIC CORPORATION	14,314	9. ACTUS CORP SUNDT CORP JV	12,000		
10. MARSHALL CONTRACTORS INC	10,508	10. CONSTAR L P	9,683		

FEDERAL PROCUREMENT DATA SYSTEM
FEDERAL PROCUREMENT DOLLARS FOR NORTH DAKOTA
 Fiscal Year 1993 to Date

Population 638,800
 Per Capita Procurement 334

Total Procurement By Place of Performance 213,241
 Rank Per Capita 35 Last Year 38

TOP FIVE COUNTIES					
NAME OF COUNTY	CIVILIAN AGENCIES		DEPARTMENT OF DEFENSE		TOTAL (000)
	SMALL DIS-ADVANTAGED (000)	OTHER (000)	SMALL DIS-ADVANTAGED (000)	OTHER (000)	
1. WARD	0	13,034	12,324	37,034	62,392
2. ROLETTE	1,516	5,461	34,008	5,793	46,778
3. GRAND FORKS	0	3,991	11,650	27,471	43,112
4. BENSON	1,227	474	15,557	0	17,258
5. CASS	72	5,189	212	7,808	13,281
TOP FIVE AGENCIES WITH PLACE OF PERFORMANCE IN THIS STATE (000)					
1. DEPARTMENT OF DEFENSE					171,378
2. DEPARTMENT OF LABOR					11,065
3. DEPARTMENT OF HEALTH AND HUMAN SERVICES					6,742
4. DEPARTMENT OF AGRICULTURE					6,690
5. DEPARTMENT OF VETERANS AFFAIRS					5,672
TOP FIVE CONTRACTING OFFICES LOCATED IN THIS STATE (000)					
1 USAF, 5 CONS/CC, MINOT					33,330
2 USAF, 319 CONS/CC, GRAND FORKS					30,437
3 VA MED/RO CENTER, FARGO					5,462
4 ARMY, USPFO FOR NORTH DAKOTA, BISMARCK					3,278
5 GSA, PUBLIC BUILDINGS SVCS, FARGO					647
TYPE OF PRODUCT OR SERVICE	SMALL BUSINESS (000)	LARGE BUSINESS (000)	STATE & LOCAL GOV'T (000)	NON-PROFIT & OTHER (000)	TOTAL (000)
R & D	786	0	317	844	1,947
Construction	65,750	7,862	863	0	74,475
Supplies & Equipment	60,557	11,974	12	3,522	76,065
Services	25,846	17,375	9,736	7,797	60,754
TOTAL	152,939	37,211	10,928	12,163	213,241
TOP CONTRACTORS PERFORMING IN THIS STATE					
CIVILIAN AGENCIES CONTRACTORS	DOLLARS (000)	DEPARTMENT OF DEFENSE CONTRACTORS	DOLLARS (000)		
1. MATTSO CONSTRUCTION COMPANY	10,600	1. TURTLE MOUNTAIN MFG CO	34,067		
2. TURTLE MOUNTAIN BAND OF CHIPPE	5,049	2. DAKOTA TRIBAL INDUSTRIES INC	15,226		
3. MEIDE & SON INC	2,440	3. WHEELER CONTRACTING INC	7,994		
4. NORTH DAKOTA STATE HOSPITAL	2,099	4. MCCARTY CORPORATION	6,671		
5. UNITED TRBES TCHNICAL COLLEGE	2,031	5. LUCAS INDUSTRIES PLC	6,316		
6. PILELSKY HERBERT R ADVERTISING	2,012	6. DUBOIS & SONS MASONRY INC	6,020		
7. NORTH CENTRAL COMMODITIES	1,877	7. LOEWS CORPORATION	5,700		
8. NOODLES BY LEONARDO INC	1,790	8. NODAK ELECTRIC COOPERATIVE	4,649		
9. UNIBAND DATA ENTRY	1,516	9. PARK CONSTRUCTION COMPANY	3,791		
10. NORTH DAKOTA UNIVERSITY SYSTEM	1,266	10. PETERSON CONSTRUCTION CO OF ND	3,677		

FEDERAL PROCUREMENT DATA SYSTEM
FEDERAL PROCUREMENT DOLLARS FOR OHIO
 Fiscal Year 1993 to Date

Population 10,847,115
 Per Capita Procurement 443

Total Procurement By Place of Performance 4,802,351
 Rank Per Capita 26 Last Year 29

TOP FIVE COUNTIES					
NAME OF COUNTY	CIVILIAN AGENCIES		DEPARTMENT OF DEFENSE		TOTAL (000)
	SMALL DIS- ADVANTAGED (000)	OTHER (000)	SMALL DIS- ADVANTAGED (000)	OTHER (000)	
1. HAMILTON	15,908	422,829	527	860,594	1,299,858
2. GREENE	3,003	28,974	171,397	716,547	919,921
3. ALLEN	9	516	802	732,326	733,653
4. CUYAHOGA	33,654	293,055	7,399	187,926	522,034
5. FAIRFIELD	862	93,708	24,505	203,793	322,868
TOP FIVE AGENCIES WITH PLACE OF PERFORMANCE IN THIS STATE (000)					
1. DEPARTMENT OF DEFENSE					3,450,042
2. DEPARTMENT OF ENERGY					677,832
3. NATIONAL AERONAUTICS AND SPACE ADMINISTRATION					290,872
4. DEPARTMENT OF VETERANS AFFAIRS					103,151
5. GENERAL SERVICES ADMINISTRATION					55,581
TOP FIVE CONTRACTING OFFICES LOCATED IN THIS STATE (000)					
1 USAF, ASC/YSK, WRIGHT PATTERSON AFB					2,442,219
2 USAF, ASC/YPK, WRIGHT PATTERSON AFB					2,080,740
3 USAF, ASC/YFK, WRIGHT PATTERSON AFB					1,886,773
4 USAF, ASC/YCK, WRIGHT PATTERSON AFB					1,504,164
5 USAF, ASC/VFK, WRIGHT PATTERSON AFB					1,267,784
TYPE OF PRODUCT OR SERVICE	SMALL BUSINESS (000)	LARGE BUSINESS (000)	STATE & LOCAL GOV'T (000)	NON- PROFIT & OTHER (000)	TOTAL (000)
R & D	98,235	305,371	3,277	119,890	526,773
Construction	133,009	134,964	0	684	268,657
Supplies & Equipment	312,566	1,387,477	131	797,964	2,498,138
Services	237,819	1,096,269	8,525	166,170	1,508,783
TOTAL	781,629	2,924,081	11,933	1,084,708	4,802,351
TOP CONTRACTORS PERFORMING IN THIS STATE					
CIVILIAN AGENCIES CONTRACTORS	DOLLARS (000)	DEPARTMENT OF DEFENSE CONTRACTORS		DOLLARS (000)	
1. FLUOR CORPORATION	318,944	1. GENERAL DYNAMICS CORPORATION		707,232	
2. OHIO VALLEY ELECTRIC CORP	190,036	2. GENERAL ELECTRIC COMPANY		363,289	
3. EG&G INC	156,565	3. CFM INTERNATIONAL INC		204,830	
4. BATTELLE MEMORIAL INSTITUTE	52,728	4. LORAL CORPORATION		142,949	
5. SVERDRUP CORPORATION	49,518	5. WESTINGHOUSE ELECTRIC CORP		96,887	
6. GENERAL ELECTRIC CO PLC THE	35,631	6. BATTELLE MEMORIAL INSTITUTE		93,488	
7. CORTEZ III SERVICE CORPORATION	28,653	7. SYSTEMS CONTROL TECHNOLOGY		87,491	
8. GENERAL ELECTRIC U T C JV	25,071	8. BDM HOLDINGS INC		86,778	
9. ANALEX CORPORATION	20,961	9. ARVIN INDUSTRIES INC		42,758	
10. GENERAL ELECTRIC COMPANY	18,108	10. HARSCO CORPORATION		41,978	

FEDERAL PROCUREMENT DATA SYSTEM
FEDERAL PROCUREMENT DOLLARS FOR OKLAHOMA
 Fiscal Year 1993 to Date

Population 3,145,585
 Per Capita Procurement 297

Total Procurement By Place of Performance 934,326
 Rank Per Capita 38 Last Year 35

TOP FIVE COUNTIES					
NAME OF COUNTY	CIVILIAN AGENCIES		DEPARTMENT OF DEFENSE		TOTAL (000)
	SMALL DIS- ADVANTAGED (000)	OTHER (000)	SMALL DIS- ADVANTAGED (000)	OTHER (000)	
1. CANADIAN	22,599	84,652	3,135	100,558	210,944
2. OKLAHOMA	6,639	2,447	26,215	144,816	180,117
3. OSAGE	1,672	35,748	688	67,172	105,280
4. COMANCHE	683	3,067	14,503	77,228	95,481
5. GARFIELD	0	1,273	102	65,163	66,538
TOP FIVE AGENCIES WITH PLACE OF PERFORMANCE IN THIS STATE (000)					
1. DEPARTMENT OF DEFENSE					627,681
2. DEPARTMENT OF HEALTH AND HUMAN SERVICES					68,433
3. GENERAL SERVICES ADMINISTRATION					65,070
4. DEPARTMENT OF TRANSPORTATION					51,861
5. DEPARTMENT OF THE INTERIOR					26,506
TOP FIVE CONTRACTING OFFICES LOCATED IN THIS STATE (000)					
1 USAF, ALC/LAD, TINKER AFB					1,005,390
2 USAF, ALC/LSD, TINKER AFB					308,905
3 USAF, ALC/LID, TINKER AFB					202,533
4 USAF, ALC/LPO, TINKER AFB					197,454
5 ARMY, ENGINEER DISTRICT TULSA					120,782
TYPE OF PRODUCT OR SERVICE	SMALL BUSINESS (000)	LARGE BUSINESS (000)	STATE & LOCAL GOVT (000)	NON- PROFIT & OTHER (000)	TOTAL (000)
R & D	13,417	13,840	970	1,309	29,536
Construction	125,851	29,887	0	5,984	161,722
Supplies & Equipment	95,376	97,068	863	4,335	197,642
Services	105,454	318,402	78,637	42,933	545,426
TOTAL	340,098	459,197	80,470	54,561	934,326
TOP CONTRACTORS PERFORMING IN THIS STATE					
CIVILIAN AGENCIES CONTRACTORS	DOLLARS (000)	DEPARTMENT OF DEFENSE CONTRACTORS		DOLLARS (000)	
1. CARTER CHEVROLET AGENCY INC	21,658	1. LEAR SIEGLER HOLDING CORP	73,763		
2. CHEROKEE NATION	21,156	2. NORTHROP CORPORATION	60,235		
3. CHOCTAW NATION OF OKLAHOMA	18,903	3. MCDONNELL DOUGLAS CORP	48,509		
4. MUSCOGEE (CREEK) NATION	14,404	4. BOEING COMPANY THE	39,052		
5. BUCKNER & MOORE INC	10,105	5. CONVERGENT INC	20,615		
6. FLINT INDUSTRIES INC	8,591	6. DU PONT E I DE NEMOURS AND CO	18,964		
7. MANAGEMENT AND TRAINING CORP	8,246	7. SEQUA CORPORATION	17,243		
8. WACKENHUT CORPORATION	7,634	8. BARRETT REFINING CORPORATION	14,624		
9. CONCEPT AUTO INC	7,253	9. MCMASTER CONSTRUCTION INC	12,829		
10. OKLAHOMA STATE UNIVERSITY	6,833	10. ITT CORPORATION	12,445		

FEDERAL PROCUREMENT DATA SYSTEM
FEDERAL PROCUREMENT DOLLARS FOR OREGON
 Fiscal Year 1993 to Date

Population 2,842,321
 Per Capita Procurement 170

Total Procurement By Place of Performance 483,427
 Rank Per Capita 51 Last Year 49

TOP FIVE COUNTIES					
NAME OF COUNTY	CIVILIAN AGENCIES		DEPARTMENT OF DEFENSE		TOTAL (000)
	SMALL DIS- ADVANTAGED (000)	OTHER (000)	SMALL DIS- ADVANTAGED (000)	OTHER (000)	
1. CLACKAMAS	5,932	141,139	570	45,570	193,211
2. WASHINGTON	13	7,369	190	40,045	47,617
3. HOOD RIVER	193	2,052	115	24,995	27,355
4. CLATSOP	737	19,064	98	6,875	26,774
5. MULTNOMAH	6,273	6,689	0	3,687	16,649
TOP FIVE AGENCIES WITH PLACE OF PERFORMANCE IN THIS STATE (000)					
1. DEPARTMENT OF DEFENSE	158,164				
2. DEPARTMENT OF AGRICULTURE	103,919				
3. DEPARTMENT OF VETERANS AFFAIRS	54,061				
4. DEPARTMENT OF THE INTERIOR	46,557				
5. DEPARTMENT OF TRANSPORTATION	38,621				
TOP FIVE CONTRACTING OFFICES LOCATED IN THIS STATE (000)					
1 ARMY, ENGINEER DISTRICT PORTLAND	63,420				
2 VA MEDICAL CENTER, PORTLAND	46,766				
3 INTERIOR, BUR OF INDIAN AFFAIRS, PORTLAND	36,353				
4 HHS/ PUBLIC HEALTH SERVICE, PORTLAND	28,177				
5 INTERIOR, BUR OF LAND MANAGEMENT, PORTLAND	18,656				
TYPE OF PRODUCT OR SERVICE	SMALL BUSINESS (000)	LARGE BUSINESS (000)	STATE & LOCAL GOV'T (000)	NON- PROFIT & OTHER (000)	TOTAL (000)
R & D	7,968	23,294	2,056	4,435	37,753
Construction	64,934	50,281	0	4,175	119,390
Supplies & Equipment	80,694	80,124	876	1,910	163,604
Services	93,220	47,107	11,562	10,791	162,680
TOTAL	246,816	200,806	14,494	21,311	483,427
TOP CONTRACTORS PERFORMING IN THIS STATE					
CIVILIAN AGENCIES CONTRACTORS	DOLLARS (000)	DEPARTMENT OF DEFENSE CONTRACTORS	DOLLARS (000)		
1. WILBERT BURIAL VAULT CO INC	35,356	1. KIEWIT/AL JOHNSON JV	21,856		
2. LOUIS DREYFUS ET CIE (SA)	18,477	2. INTEL CORPORATION	18,240		
3. MANAGEMENT AND TRAINING CORP	11,689	3. TEKTRONIX INC	14,074		
4. DUNN INDUSTRIES INC	8,297	4. OREGON FREEZE DRY INC	6,031		
5. CARGILL INCORPORATED	8,009	5. OREGON IRON WORKS INC	4,853		
6. THOMPSON CONSTRUCTION INC	6,960	6. MENTOR GRAPHICS CORPORATION	4,625		
7. MARUBENI CORP	6,844	7. NATCO LIMITED PARTNERSHIP	4,243		
8. BROOME ORINGDULPH O'TOOLE	6,099	8. PORT OF PORTLAND	4,100		
9. WOODS JOE E INC	5,905	9. BCE INC	3,493		
10. MARZER VENTURE	5,596	10. FLIR SYSTEMS INC	3,297		

FEDERAL PROCUREMENT DATA SYSTEM
FEDERAL PROCUREMENT DOLLARS FOR PENNSYLVANIA
 Fiscal Year 1993 to Date

Population 11,881,643
 Per Capita Procurement 364

Total Procurement By Place of Performance 4,327,197
 Rank Per Capita 33 Last Year 32

TOP FIVE COUNTIES					
NAME OF COUNTY	CIVILIAN AGENCIES		DEPARTMENT OF DEFENSE		TOTAL (000)
	SMALL DIS- ADVANTAGED (000)	OTHER (000)	SMALL DIS- ADVANTAGED (000)	OTHER (000)	
1. ALLEGHENY	17,586	516,686	3,224	805,436	1,342,932
2. PHILADELPHIA	7,159	216,868	27,865	681,122	933,014
3. MONTGOMERY	2,318	204,434	12,480	224,325	443,557
4. DELAWARE	177	19,370	387	224,598	244,532
5. CHESTER	2,835	86,828	1,171	58,844	149,678
TOP FIVE AGENCIES WITH PLACE OF PERFORMANCE IN THIS STATE (000)					
1. DEPARTMENT OF DEFENSE					2,948,252
2. DEPARTMENT OF ENERGY					491,189
3. GENERAL SERVICES ADMINISTRATION					112,250
4. DEPARTMENT OF VETERANS AFFAIRS					111,875
5. DEPARTMENT OF AGRICULTURE					107,791
TOP FIVE CONTRACTING OFFICES LOCATED IN THIS STATE (000)					
1 DOD, DEF LOGISTICS AGENCY (SUBSISTENCE), PHILADELPHIA					1,150,713
2 NAVY, REGIONAL CONTRACTING CENTER, PHILADELPHIA					667,475
3 DOD, DEF LOGISTICS AGENCY (CLOTHING), PHILADELPHIA					590,693
4 ENERGY, PITTSBURG NAVAL REACTORS OFC, WEST MIFFLIN					526,509
5 DOD, DEF LOGISTICS AGENCY (MEDICAL), PHILADELPHIA					251,523
TYPE OF PRODUCT OR SERVICE	SMALL BUSINESS (000)	LARGE BUSINESS (000)	STATE & LOCAL GOV'T (000)	NON- PROFIT & OTHER (000)	TOTAL (000)
R & D	60,805	821,559	4,401	231,534	1,118,299
Construction	116,440	99,709	0	63	216,212
Supplies & Equipment	383,989	1,314,597	262	6,189	1,705,037
Services	242,245	1,003,510	9,649	32,245	1,287,649
TOTAL	803,479	3,239,375	14,312	270,031	4,327,197
TOP CONTRACTORS PERFORMING IN THIS STATE					
CIVILIAN AGENCIES CONTRACTORS	DOLLARS (000)	DEPARTMENT OF DEFENSE CONTRACTORS		DOLLARS (000)	
1. WESTINGHOUSE ELECTRIC CORP	390,560	1. WESTINGHOUSE ELECTRIC CORP		637,760	
2. GENERAL ELECTRIC COMPANY	106,101	2. BOEING SKRSKY COMANCHE TEAM JV		298,708	
3. NATIONAL MILITARY SALES INC	46,315	3. BOEING COMPANY THE		228,399	
4. RAYTHEON COMPANY	43,269	4. GENERAL ELECTRIC COMPANY		148,632	
5. INTEROCEAN MANAGEMENT	29,434	5. PENNSYLVANIA STATE UNIV INC		85,751	
6. AMERICAN BANK NOTE COMPANY	20,408	6. SUN COMPANY INC		75,200	
7. MANAGEMENT AND TRAINING CORP	20,304	7. CARNEGIE MELLON UNIVERSITY		54,742	
8. REED INTERNATIONAL PLC	19,776	8. DUCHOSSOIS INDUSTRIES INC		44,197	
9. HAZWASTE INDUSTRIES INC	19,577	9. COMPUTER SCIENCES CORPORATION		40,816	
10. TAYLOR INDUSTRIES DELAWARE	19,521	10. UNIVERSITY OF PITTSBURG		36,549	

FEDERAL PROCUREMENT DATA SYSTEM
FEDERAL PROCUREMENT DOLLARS FOR RHODE ISLAND
 Fiscal Year 1993 to Date

Population 1,003,464
 Per Capita Procurement 430

Total Procurement By Place of Performance 431,112
 Rank Per Capita 28 Last Year 27

TOP FIVE COUNTIES					
NAME OF COUNTY	CIVILIAN AGENCIES		DEPARTMENT OF DEFENSE		TOTAL (000)
	SMALL DIS- ADVANTAGED (000)	OTHER (000)	SMALL DIS- ADVANTAGED (000)	OTHER (000)	
1. NEWPORT	0	2,843	21,464	329,787	354,094
2. PROVIDENCE	728	35,384	-2	19,213	55,323
3. WASHINGTON	128	4,874	513	7,762	13,277
4. KENT	560	2,455	0	3,092	6,107
5. BRISTOL	0	64	372	1,875	2,311
TOP FIVE AGENCIES WITH PLACE OF PERFORMANCE IN THIS STATE (000)					
1. DEPARTMENT OF DEFENSE					384,076
2. DEPARTMENT OF VETERANS AFFAIRS					16,755
3. GENERAL SERVICES ADMINISTRATION					10,028
4. DEPARTMENT OF THE TREASURY					4,914
5. DEPARTMENT OF HEALTH AND HUMAN SERVICES					4,519
TOP FIVE CONTRACTING OFFICES LOCATED IN THIS STATE (000)					
1 NAVY, UNDERSEA WARFARE CNT, NAVAL USC					98,556
2 NAVY, UNDERSEA WARFARE CNT, NAVAL USC					77,613
3 NAVY, UNDERSEA WARFARE CNT, NAVAL USC					74,285
4 NAVY, UNDERSEA WARFARE CNT, NAVAL USC					70,707
5 NAVY, UNDERSEA WARFARE CNT, NAVAL USC					30,787
TYPE OF PRODUCT OR SERVICE	SMALL BUSINESS (000)	LARGE BUSINESS (000)	STATE & LOCAL GOV'T (000)	NON- PROFIT & OTHER (000)	TOTAL (000)
R & D	4,337	34,820	737	3,042	42,936
Construction	28,591	771	0	0	29,362
Supplies & Equipment	20,431	133,415	0	4,044	157,890
Services	46,531	138,142	2,132	14,119	200,924
TOTAL	99,890	307,148	2,869	21,205	431,112
TOP CONTRACTORS PERFORMING IN THIS STATE					
CIVILIAN AGENCIES CONTRACTORS	DOLLARS (000)	DEPARTMENT OF DEFENSE CONTRACTORS	DOLLARS (000)		
1. HARRIS WHOLESALE	9,642	1. RAYTHEON COMPANY	178,343		
2. MARON CONSTRUCTION CO INC	4,112	2. MINE SAFETY APPLIANCES CO	15,299		
3. REYNOLDS METALS COMPANY	2,562	3. ANALYSIS & TECHNOLOGY INC	13,897		
4. SCIENCE APPLICATIONS INTL CORP	2,304	4. HARNISCHFEGER INDUSTRIES INC	9,821		
5. MEMORIAL HOSPITAL THE	2,026	5. MCLAUGHLIN RESEARCH CORP	8,803		
6. COOKSON GROUP PLC	1,963	6. AQUIDNECK MGT ASSOC LTD	8,694		
7. INTERNATIONAL PACKAGING CORP	1,942	7. GENERAL MOTORS CORPORATION	7,692		
8. NARRAGSETT TRBAL EDUCATION PRJ	1,358	8. KPMG PEAT MARWICK	5,523		
9. P C & J CONTRACTING CO INC	1,351	9. WESTINGHOUSE ELECTRIC CORP	4,711		
10. AMERICAN SHIPYARD CORP	1,174	10. PENN CENTRAL CORPORATION	4,608		

FEDERAL PROCUREMENT DATA SYSTEM
FEDERAL PROCUREMENT DOLLARS FOR SOUTH CAROLINA
 Fiscal Year 1993 to Date

Population 3,486,703
 Per Capita Procurement 764

Total Procurement By Place of Performance 2,662,619
 Rank Per Capita 16 Last Year 16

TOP FIVE COUNTIES					
NAME OF COUNTY	CIVILIAN AGENCIES		DEPARTMENT OF DEFENSE		TOTAL (000)
	SMALL DIS-ADVANTAGED (000)	OTHER (000)	SMALL DIS-ADVANTAGED (000)	OTHER (000)	
1. AIKEN	6,727	1,822,173	140	2,553	1,831,593
2. CHARLESTON	344	13,922	27,139	212,130	253,535
3. RICHLAND	925	24,719	12,212	144,204	182,060
4. GREENVILLE	62	38,291	35	91,422	129,810
5. BERKELEY	118	3,097	1,330	117,378	121,923
TOP FIVE AGENCIES WITH PLACE OF PERFORMANCE IN THIS STATE (000)					
1. DEPARTMENT OF ENERGY					1,849,301
2. DEPARTMENT OF DEFENSE					710,935
3. GENERAL SERVICES ADMINISTRATION					21,394
4. DEPARTMENT OF VETERANS AFFAIRS					14,685
5. DEPARTMENT OF STATE					12,464
TOP FIVE CONTRACTING OFFICES LOCATED IN THIS STATE (000)					
1 ENERGY, SAVANNAH RIVER OPERATIONS OFC, AIKEN					1,837,371
2 NAVY, FACILITIES ENGINEERING CMD, CHARLETON					438,064
3 NAVY, SUPPLY CENTER, CHARLESTON					286,367
4 ARMY, TRAINING CENTER, FORT JACKSON					36,870
5 USAF, 363 FW/LGC, SHAW AFB					32,284
TYPE OF PRODUCT OR SERVICE	SMALL BUSINESS (000)	LARGE BUSINESS (000)	STATE & LOCAL GOV'T (000)	NON-PROFIT & OTHER (000)	TOTAL (000)
R & D	6,477	131	1,495	19,923	28,026
Construction	90,054	126,115	0	0	216,169
Supplies & Equipment	24,342	92,145	58	5,533	122,078
Services	132,525	2,143,701	3,656	16,464	2,296,346
TOTAL	253,398	2,362,092	5,209	41,920	2,662,619
TOP CONTRACTORS PERFORMING IN THIS STATE					
CIVILIAN AGENCIES CONTRACTORS	DOLLARS (000)	DEPARTMENT OF DEFENSE CONTRACTORS	DOLLARS (000)		
1. WESTINGHOUSE ELECTRIC CORP	1,719,913	1. LOCKHEED CORPORATION	62,537		
2. WACKENHUT CORPORATION	61,760	2. BLUE CROSS BLUE SHIELD OF SC	45,548		
3. FLUOR CORPORATION	22,436	3. BELL BCI COMPANY	35,207		
4. HALLIBURTON COMPANY	19,070	4. ABB ASEA BROWN BOVERI LTD	31,224		
5. AM-PRO PROTECTIVE AGENCY INC	12,594	5. MILCOM SYSTEMS CORPORATION	22,351		
6. STONE & WEBSTER INCORPORATED	12,027	6. OHM CORPORATION	21,286		
7. TEXTRON INC	8,742	7. CADDELL CONSTRUCTION CO INC	19,475		
8. SCIENCE APPLICATIONS INTL CORP	6,040	8. MICHELIN (CIE GENERALE DES ETS	19,037		
9. WHITE CONSOLIDATED INDUSTRIES INC	3,727	9. PIZZAGALLI CONSTRUCTION CO	18,063		
10. MINACT INC	3,707	10. CONNER BROTHERS CNSTR CO	17,824		

FEDERAL PROCUREMENT DATA SYSTEM
FEDERAL PROCUREMENT DOLLARS FOR SOUTH DAKOTA
 Fiscal Year 1993 to Date

Population 696,004

Total Procurement By Place of Performance 216,836

Per Capita Procurement 312

Rank Per Capita 37

Last Year 39

TOP FIVE COUNTIES						
NAME OF COUNTY	CIVILIAN AGENCIES		DEPARTMENT OF DEFENSE		TOTAL (000)	
	SMALL DIS- ADVANTAGED (000)	OTHER (000)	SMALL DIS- ADVANTAGED (000)	OTHER (000)		
1. LINCOLN	571	28,208	41	21,414	50,234	
2. MEADE	2,923	4,856	3,068	32,477	43,324	
3. PENNINGTON	977	13,652	79	18,114	32,822	
4. BENNETT	270	12,660	0	0	12,930	
5. BUTTE	1,685	5,610	0	1,945	9,240	
TOP FIVE AGENCIES WITH PLACE OF PERFORMANCE IN THIS STATE (000)						
1. DEPARTMENT OF DEFENSE						94,651
2. DEPARTMENT OF THE INTERIOR						54,195
3. DEPARTMENT OF AGRICULTURE						31,419
4. DEPARTMENT OF VETERANS AFFAIRS						10,147
5. DEPARTMENT OF HEALTH AND HUMAN SERVICES						9,120
TOP FIVE CONTRACTING OFFICES LOCATED IN THIS STATE (000)						
1 USAF, 28 CONS/CC, ELLSWORTH AFB						23,429
2 HHS, PUBLIC HEALTH SERVICE, ABERDEEN						17,575
3 INTERIOR, BUR OF INDIAN AFFAIRS, ABERDEEN						13,481
4 VA MEDICAL CENTER, FT MEADE						5,636
5 ARMY, USPFO FOR SOUTH DAKOTA, RAPID CITY						4,518
TYPE OF PRODUCT OR SERVICE	SMALL BUSINESS (000)	LARGE BUSINESS (000)	STATE & LOCAL GOV'T (000)	NON- PROFIT & OTHER (000)	TOTAL (000)	
R & D	148	0	525	0	673	
Construction	45,106	21,487	400	26	67,019	
Supplies & Equipment	16,750	68,504	12	134	85,400	
Services	15,455	28,750	13,424	6,115	63,744	
TOTAL	77,459	118,741	14,361	6,275	216,836	
TOP CONTRACTORS PERFORMING IN THIS STATE						
CIVILIAN AGENCIES CONTRACTORS	DOLLARS (000)	DEPARTMENT OF DEFENSE CONTRACTORS		DOLLARS (000)		
1. GENERAL MOTORS CORPORATION	13,304	1. METALLGESELLSCHAFT AG	16,581			
2. GFI AMERICA INC	9,213	2. RAVEN INDUSTRIES INC	16,130			
3. HACKETT & KURTZ CONSTRUCTION	7,840	3. AMERICAN FINANCIAL CORPORATION	5,165			
4. AMERICAN FINANCIAL CORPORATION	7,565	4. MORTENSON M A COMPANIES	4,788			
5. EL JAY POULTRY CORP	6,497	5. EA ENGINEERING SCIENCE & TECH	4,128			
6. TRI STATE CONSTRUCTION CO	5,234	6. EPS TECHNOLOGIES INC	3,370			
7. OGLALA SX TRB PN RDG RSRVTN	5,181	7. GOLDEN RULE CONSTRUCTION CO	2,947			
8. HENRY H HACKETT & SONS	4,707	8. L & C SERVICES INC	2,516			
9. EARTH OBSERVATION SATELLITE CO	3,565	9. MORRIS INC	1,915			
10. MOUSEL CONSTRUCTION INC	2,987	10. COASTAL CORPORATION	1,815			

FEDERAL PROCUREMENT DATA SYSTEM
FEDERAL PROCUREMENT DOLLARS FOR TENNESSEE
 Fiscal Year 1993 to Date

Population 4,877,185
 Per Capita Procurement 782

Total Procurement By Place of Performance 3,814,293
 Rank Per Capita 15 Last Year 15

TOP FIVE COUNTIES					
NAME OF COUNTY	CIVILIAN AGENCIES		DEPARTMENT OF DEFENSE		TOTAL (000)
	SMALL DIS-ADVANTAGED (000)	OTHER (000)	SMALL DIS-ADVANTAGED (000)	OTHER (000)	
1. ANDERSON	39,674	2,282,473	4,866	11,567	2,338,580
2. SHELBY	6,819	114,502	9,725	291,853	422,899
3. COFFEE	1,642	16,723	8,392	216,420	243,177
4. HAMILTON	1,932	149,504	637	10,449	162,522
5. KNOX	2,976	40,539	270	8,887	52,672
TOP FIVE AGENCIES WITH PLACE OF PERFORMANCE IN THIS STATE (000)					
1. DEPARTMENT OF ENERGY					2,413,426
2. DEPARTMENT OF DEFENSE					911,517
3. TENNESSEE VALLEY AUTHORITY					220,591
4. DEPARTMENT OF AGRICULTURE					90,399
5. DEPARTMENT OF VETERANS AFFAIRS					43,730
TOP FIVE CONTRACTING OFFICES LOCATED IN THIS STATE (000)					
1 ENERGY, OAK RIDGE OPERATIONS OFFICE					3,204,593
2 TENNESSEE VALLEY AUTHORITY, CHATTANOOGA					874,913
3 USAF, AEDC/PKO OPER CONTRACT DIV, ARNOLD ENG DEV CTR					195,006
4 ARMY, ENGINEER DISTRICT MEMPHIS (CIVIL)					42,547
5 ARMY, ENGINEER DISTRICT NASHVILLE (CIVIL)					22,939
TYPE OF PRODUCT OR SERVICE	SMALL BUSINESS (000)	LARGE BUSINESS (000)	STATE & LOCAL GOV'T (000)	NON-PROFIT & OTHER (000)	TOTAL (000)
R & D	4,112	208,220	3,360	16,963	232,655
Construction	68,775	28,319	120	0	97,214
Supplies & Equipment	183,264	354,808	206	11,494	549,772
Services	116,640	2,728,859	5,561	83,592	2,934,652
TOTAL	372,791	3,320,206	9,247	112,049	3,814,293
TOP CONTRACTORS PERFORMING IN THIS STATE					
CIVILIAN AGENCIES CONTRACTORS	DOLLARS (000)	DEPARTMENT OF DEFENSE CONTRACTORS		DOLLARS (000)	
1. MARTIN MARIETTA CORPORATION	2,030,828	1. FEDERAL EXPRESS CORPORATION	184,754		
2. NUCLEAR FUEL SERVICES INC	93,599	2. VANADIUM ENTERPRISES CORP	97,861		
3. OAK RIDGE ASSOD UNIVERSITIES	76,108	3. RAYTHEON COMPANY	89,533		
4. CAL WESTERN PACKAGING CORP	54,675	4. MARTIN MARIETTA CORPORATION	72,622		
5. GILBERT ASSOCIATES INC	48,506	5. SVERDRUP CORPORATION	59,199		
6. METRA INC	48,223	6. FED EX PAN AM NORTHWEST ETAL	59,048		
7. WESTINGHOUSE ELECTRIC CORP	47,495	7. EASTMAN KODAK COMPANY	57,456		
8. BECHTEL GROUP INC	36,366	8. ARVIN INDUSTRIES INC	34,067		
9. ENSEARCH CORPORATION	25,362	9. KNOXVILLE CANVAS CRAFTERS	17,287		
10. SCIENCE APPLICATION INTL CORP	22,242	10. LILLY DAVID B COMPANY INC	10,679		

FEDERAL PROCUREMENT DATA SYSTEM
FEDERAL PROCUREMENT DOLLARS FOR TEXAS
 Fiscal Year 1993 to Date

Population 16,986,510
 Per Capita Procurement 724

Total Procurement By Place of Performance 12,290,173
 Rank Per Capita 18 Last Year 20

TOP FIVE COUNTIES					
NAME OF COUNTY	CIVILIAN AGENCIES		DEPARTMENT OF DEFENSE		TOTAL (000)
	SMALL DIS-ADVANTAGED (000)	OTHER (000)	SMALL DIS-ADVANTAGED (000)	OTHER (000)	
1. TARRANT	5,066	95,514	1,768	3,075,028	3,177,376
2. COLLIN	9,408	161,812	53,021	1,969,331	2,193,572
3. FORT BEND	28,950	1,358,263	48,299	274,731	1,710,243
4. BEXAR	6,216	62,374	168,875	458,595	696,060
5. ELLIS	0	550,970	662	839	552,471

TOP FIVE AGENCIES WITH PLACE OF PERFORMANCE IN THIS STATE (000)	
1. DEPARTMENT OF DEFENSE	8,956,566
2. NATIONAL AERONAUTICS AND SPACE ADMINISTRATION	1,238,563
3. DEPARTMENT OF ENERGY	823,187
4. DEPARTMENT OF AGRICULTURE	406,922
5. GENERAL SERVICES ADMINISTRATION	178,007

TOP FIVE CONTRACTING OFFICES LOCATED IN THIS STATE (000)	
1 NASA, JOHNSON SPACE CENTER, HOUSTON	2,588,841
2 DOD/DEFENSE COMMISSIONARY AGENCY, KELLY AFB	788,212
3 USAF, SAN ANTONIO ALC/LPK, KELLY AFB	559,441
4 ENERGY, SUPER COLLIDER PROJECT OFC, DALLAS	551,425
5 ARMY, ENGINEER DISTRICT FORT WORTH	422,195

TYPE OF PRODUCT OR SERVICE	SMALL BUSINESS (000)	LARGE BUSINESS (000)	STATE & LOCAL GOV'T (000)	NON-PROFIT & OTHER (000)	TOTAL (000)
R & D	110,370	1,575,981	12,839	668,733	2,367,923
Construction	410,157	406,723	0	7,261	824,141
Supplies & Equipment	665,019	3,536,556	345	1,266,915	5,468,835
Services	506,953	2,916,857	41,817	163,647	3,629,274
TOTAL	1,692,499	8,436,117	55,001	2,106,556	12,290,173

TOP CONTRACTORS PERFORMING IN THIS STATE			
CIVILIAN AGENCIES CONTRACTORS	DOLLARS (000)	DEPARTMENT OF DEFENSE CONTRACTORS	DOLLARS (000)
1. UNIVERSITIES RESEARCH ASSN	548,738	1. LOCKHEED CORPORATION	1,822,490
2. ROCKWELL INTERNATIONAL CORP	351,153	2. TEXTRON INC	1,152,229
3. MASON COMPANY THE (DEL)	240,916	3. TEXAS INSTRUMENTS INCORPORATED	963,499
4. LOCKHEED CORPORATION	190,667	4. LTV CORPORATION	351,487
5. LORAL CORPORATION	131,845	5. COASTAL CORPORATION	246,236
6. CONTINENTAL GRAIN COMPANY	118,130	6. E-SYSTEMS INC	241,056
7. UNION EQUITY COOP EXCHANGE	94,543	7. ROYAL DUTCH SHELL GROUP OF COS	234,954
8. E-SYSTEMS INC	80,147	8. CHRYSLER CORPORATION	221,342
9. CARGILL INCORPORATED	67,167	9. STEWART & STEVENSON SVCS INC	195,113
10. GRUMMAN CORPORATION	66,555	10. ROCKWELL INTERNATIONAL CORP	193,559

FEDERAL PROCUREMENT DATA SYSTEM
FEDERAL PROCUREMENT DOLLARS FOR UTAH
 Fiscal Year 1993 to Date

Population 1,722,850
 Per Capita Procurement 720

Total Procurement By Place of Performance 1,240,638
 Rank Per Capita 19 Last Year 19

TOP FIVE COUNTIES					
NAME OF COUNTY	CIVILIAN AGENCIES		DEPARTMENT OF DEFENSE		TOTAL (000)
	SMALL DIS-ADVANTAGED (000)	OTHER (000)	SMALL DIS-ADVANTAGED (000)	OTHER (000)	
1. BOX ELDER	0	480,455	0	58,308	538,763
2. SALT LAKE	12,184	56,924	1,859	106,630	177,597
3. DAVIS	605	23,836	18,722	129,727	172,890
4. TOOELE	0	879	11,041	126,843	138,763
5. WEBER	278	79,350	530	24,581	104,739
TOP FIVE AGENCIES WITH PLACE OF PERFORMANCE IN THIS STATE (000)					
1. DEPARTMENT OF DEFENSE					532,269
2. NATIONAL AERONAUTICS AND SPACE ADMINISTRATION					485,645
3. DEPARTMENT OF THE TREASURY					67,371
4. DEPARTMENT OF THE INTERIOR					52,244
5. DEPARTMENT OF LABOR					23,389
TOP FIVE CONTRACTING OFFICES LOCATED IN THIS STATE (000)					
1 USAF, OGDEN ALC/LIK, HILL AFB					989,792
2 USAF, OGDEN ALC/LAK, HILL AFB					232,221
3 INTERIOR, BUR OF RECLAMATION, SALT LAKE CITY					200,598
4 USAF, OGDEN ALC/LMK, HILL AFB					161,710
5 USAF, OGDEN ALC/PKO, HILL AFB					150,878
TYPE OF PRODUCT OR SERVICE	SMALL BUSINESS (000)	LARGE BUSINESS (000)	STATE & LOCAL GOV'T (000)	NON-PROFIT & OTHER (000)	TOTAL (000)
R & D	8,793	63,121	6,140	27,761	105,815
Construction	93,367	55,295	3	0	148,665
Supplies & Equipment	53,948	647,029	95	17,282	718,354
Services	66,000	179,993	5,492	16,319	267,804
TOTAL	222,108	945,438	11,730	61,362	1,240,638
TOP CONTRACTORS PERFORMING IN THIS STATE					
CIVILIAN AGENCIES CONTRACTORS	DOLLARS (000)	DEPARTMENT OF DEFENSE CONTRACTORS	DOLLARS (000)		
1. THIOKOL CORPORATION	478,570	1. EG&G INC	70,245		
2. UNISYS CORPORATION	63,415	2. THIOKOL CORPORATION	58,574		
3. MANAGEMENT AND TRAINING CORP	22,020	3. HERCULES INCORPORATED	32,267		
4. ASSOCIATED WSTN UNIVERSITIES	9,144	4. UTAH STATE UNIVERSITY	25,041		
5. ENVIRONMENTAL CHEMICAL CORP	8,631	5. CRYSEN CORPORATION	21,169		
6. UNIVERSITY OF UTAH	7,391	6. HUNT BUILDING CORPORATION	14,859		
7. SUNDT CORP	7,256	7. BENECO ENTERPRISES INC	12,740		
8. STIMPEL-WIEBELHAUS INC	4,551	8. MONGOMERY WATSON INC	12,624		
9. CARGILL INCORPORATED	4,415	9. TELEFLEX INCORPORATED	10,241		
10. ABB ASEA BROWN BOVERI LTD	4,366	10. CHEVRON CORPORATION	9,051		

FEDERAL PROCUREMENT DATA SYSTEM
FEDERAL PROCUREMENT DOLLARS FOR VERMONT
 Fiscal Year 1993 to Date

Population 562,758
 Per Capita Procurement 179

Total Procurement By Place of Performance 100,570
 Rank Per Capita 50 Last Year 48

TOP FIVE COUNTIES					
NAME OF COUNTY	CIVILIAN AGENCIES		DEPARTMENT OF DEFENSE		TOTAL (000)
	SMALL DIS-ADVANTAGED (000)	OTHER (000)	SMALL DIS-ADVANTAGED (000)	OTHER (000)	
1. CHITTENDEN	1,418	11,395	0	53,856	66,669
2. FRANKLIN	0	13,652	0	370	14,022
3. ADDISON	0	5,560	0	4,249	9,809
4. WINDSOR	0	1,917	0	511	2,428
5. WINDHAM	0	1,469	0	464	1,933

TOP FIVE AGENCIES WITH PLACE OF PERFORMANCE IN THIS STATE (000)	
1. DEPARTMENT OF DEFENSE	61,767
2. DEPARTMENT OF AGRICULTURE	12,179
3. GENERAL SERVICES ADMINISTRATION	7,284
4. DEPARTMENT OF LABOR	5,451
5. DEPARTMENT OF TRANSPORTATION	3,759

TOP FIVE CONTRACTING OFFICES LOCATED IN THIS STATE (000)	
1 VA MED/RO CENTER, WHITE RIVER JUNCTION	7,430
2 JUSTICE, IMMIGRATION & NATURAL SVC, BURLINGTON	5,992
3 ARMY, USFPO FOR VERMONT, COLCHESTER	2,063
4 GSA, PUBLIC BUILDINGS SERVICE, BURLINGTON	422
5 AGRICULTURE, SOIL & CONSERVATION SVC, WINOOSKI	213

TYPE OF PRODUCT OR SERVICE	SMALL BUSINESS (000)	LARGE BUSINESS (000)	STATE & LOCAL GOV'T (000)	NON-PROFIT & OTHER (000)	TOTAL (000)
R & D	2,000	15,354	669	0	18,023
Construction	5,392	11	0	0	5,403
Supplies & Equipment	5,902	29,511	12	16,692	52,117
Services	10,342	7,677	80	6,928	25,027
TOTAL	23,636	52,553	761	23,620	100,570

TOP CONTRACTORS PERFORMING IN THIS STATE			
CIVILIAN AGENCIES CONTRACTORS	DOLLARS (000)	DEPARTMENT OF DEFENSE CONTRACTORS	DOLLARS (000)
1. AMERICAN HOME PRODUCTS CORP	9,822	1. MARTIN MARIETTA CORPORATION	47,130
2. MINACT INC	5,237	2. GOODRICH B F COMPANY THE	4,169
3. P&WC AIRCRAFT SERVICES	3,361	3. ARROWSMITH INDUSTRIES INC	2,236
4. ASSOCIATES IN RURAL DEV	2,341	4. KMS VENTURES INC	1,916
5. LUCILLE FARM DISTRIBUTION	1,717	5. NORWICH UNIVERSITY	1,100
6. PROMIS INFORMATION SYSTEMS INC	1,224	6. MCI TELECOMMUNICATIONS CORP	510
7. OHM CORPORATION	1,000	7. INTERFACE SERVICES INC	505
8. ADDISON L & ASSOCIATES INC	975	8. UNIVERSITY OF VERMONT & STATE	396
9. SO BURLINGTON INS PARTNERSHIP	834	9. WALL E F ASSOCIATES INC	385
10. PIZZAGALLI PROPERTY CO	796	10. APPLIED RESEARCH ASSOC INC	374

FEDERAL PROCUREMENT DATA SYSTEM
FEDERAL PROCUREMENT DOLLARS FOR VIRGINIA
 Fiscal Year 1993 to Date

Population 6,187,358
 Per Capita Procurement 1815

Total Procurement By Place of Performance 11,231,809
 Rank Per Capita 3 Last Year 4

TOP FIVE COUNTIES					
NAME OF COUNTY	CIVILIAN AGENCIES		DEPARTMENT OF DEFENSE		TOTAL (000)
	SMALL DIS- ADVANTAGED (000)	OTHER (000)	SMALL DIS- ADVANTAGED (000)	OTHER (000)	
1. FAIRFAX	151,567	1,277,811	157,711	2,261,248	3,848,337
2. ARLINGTON	171,685	333,596	171,520	749,640	1,426,441
3. NEWPORT NEWS (CITY)	303	352,752	12,318	931,886	1,297,259
4. NORFOLK (CITY)	5,053	31,697	52,519	562,449	651,718
5. ALEXANDRIA (CITY)	39,840	157,921	80,784	348,477	627,022
TOP FIVE AGENCIES WITH PLACE OF PERFORMANCE IN THIS STATE (000)					
1. DEPARTMENT OF DEFENSE					7,349,384
2. GENERAL SERVICES ADMINISTRATION					669,205
3. DEPARTMENT OF ENERGY					653,459
4. NATIONAL AERONAUTICS AND SPACE ADMINISTRATION					512,027
5. DEPARTMENT OF TRANSPORTATION					486,446
TOP FIVE CONTRACTING OFFICES LOCATED IN THIS STATE (000)					
1 DOD, DEF LOGISTICS AGY, FUEL SUPPLY, ALEXANDRIA					4,667,031
2 NAVY, NAVPRO, ARLINGTON					1,981,226
3 NAVY, AIR SYSTEMS COMMAND, CRYSTAL CITY					1,573,425
4 NAVY, SPACE & NAVAL WARFARE SYS CMD, ARLINGTON					700,472
5 ARMY, INFO SYS SELECTION & ACQUIS AGCY, ALEXANDRIA					567,865
TYPE OF PRODUCT OR SERVICE	SMALL BUSINESS (000)	LARGE BUSINESS (000)	STATE & LOCAL GOV'T (000)	NON- PROFIT & OTHER (000)	TOTAL (000)
R & D	446,045	767,371	10,753	189,062	1,413,231
Construction	342,685	331,317	0	5,352	679,354
Supplies & Equipment	591,668	1,916,726	37	219,391	2,727,822
Services	1,831,704	4,112,590	10,203	456,905	6,411,402
TOTAL	3,212,102	7,128,004	20,993	870,710	11,231,809
TOP CONTRACTORS PERFORMING IN THIS STATE					
CIVILIAN AGENCIES CONTRACTORS	DOLLARS (000)	DEPARTMENT OF DEFENSE CONTRACTORS		DOLLARS (000)	
1. AMERICAN TELEPHONE & TELG CO	326,935	1. TENNECO INC	869,140		
2. MC DERMOTT INTERNATIONAL INC	283,044	2. INTERNATIONAL BUS MCHS CORP	248,871		
3. GRUMMAN CORPORATION	167,332	3. BLACK & DECKER CORPORATION	220,910		
4. TRW INC	165,221	4. MITRE CORPORATION	189,331		
5. STENA ADMIRAL LINE LTD	110,918	5. BOEING COMPANY THE	184,463		
6. PROGRAM RESOURCES INC	88,272	6. SCIENCE APPLICATIONS INTL CORP	175,014		
7. SHARP GEORGE G INC	79,014	7. UNISYS CORPORATION	153,265		
8. SOUTHEASTERN UNIV RESCH ASSN	69,969	8. GENERAL MOTORS CORPORATION	151,828		
9. SCIENCE APPLICATIONS INTL CORP	65,707	9. GOVERNMENT TECHNOLOGY SERVICES	126,406		
10. COMPUTER SCIENCES CORPORATION	58,821	10. BDM HOLDING CORPORATION	126,117		

FEDERAL PROCUREMENT DATA SYSTEM
FEDERAL PROCUREMENT DOLLARS FOR WASHINGTON
 Fiscal Year 1993 to Date

Population 4,866,692
 Per Capita Procurement 683

Total Procurement By Place of Performance 3,325,299
 Rank Per Capita 21 Last Year 18

TOP FIVE COUNTIES					
NAME OF COUNTY	CIVILIAN AGENCIES		DEPARTMENT OF DEFENSE		TOTAL (000)
	SMALL DIS-ADVANTAGED (000)	OTHER (000)	SMALL DIS-ADVANTAGED (000)	OTHER (000)	
1. KING	14,497	145,401	6,266	1,069,580	1,235,744
2. BENTON	6,531	1,036,734	233	8,628	1,052,126
3. KITSAP	101	11,270	11,477	210,327	233,175
4. PIERCE	815	28,026	38,344	140,309	207,494
5. WHATCOM	6,214	4,074	9,208	165,429	184,925
TOP FIVE AGENCIES WITH PLACE OF PERFORMANCE IN THIS STATE (000)					
1. DEPARTMENT OF DEFENSE					1,863,041
2. DEPARTMENT OF ENERGY					1,032,013
3. DEPARTMENT OF AGRICULTURE					103,277
4. DEPARTMENT OF HEALTH AND HUMAN SERVICES					60,018
5. DEPARTMENT OF TRANSPORTATION					58,347
TOP FIVE CONTRACTING OFFICES LOCATED IN THIS STATE (000)					
1 ENERGY, RICHLAND OPERATIONS OFFICE					1,094,648
2 NAVY, FACILITIES ENGINEERING, SILVERDALE					175,455
3 NAVY, SUPPLY CENTER PUGET SOUND, BREMERTON					126,629
4 HHS, PUBLIC HEALTH SERVICE, SEATTLE					96,047
5 ARMY, ENGINEER DISTRICT SEATTLE					90,708
TYPE OF PRODUCT OR SERVICE	SMALL BUSINESS (000)	LARGE BUSINESS (000)	STATE & LOCAL GOVT (000)	NON-PROFIT & OTHER (000)	TOTAL (000)
R & D	22,396	162,042	10,534	391,105	586,077
Construction	177,596	170,292	128	745	348,761
Supplies & Equipment	134,593	565,012	76	9,182	708,863
Services	150,236	1,445,250	48,015	38,097	1,681,598
TOTAL	484,821	2,342,596	58,753	439,129	3,325,299
TOP CONTRACTORS PERFORMING IN THIS STATE					
CIVILIAN AGENCIES CONTRACTORS	DOLLARS (000)	DEPARTMENT OF DEFENSE CONTRACTORS	DOLLARS (000)		
1. WESTINGHOUSE ELECTRIC CORP	780,915	1. BOEING COMPANY THE	880,359		
2. BATTELLE MEMORIAL INSTITUTE	206,556	2. ATLANTIC RICHFIELD COMPANY	161,687		
3. CONTINENTAL GRAIN COMPANY	56,788	3. JOHNSON CONTROLS INC	44,926		
4. MANAGEMENT ANALYSIS COMPANY	24,894	4. URS CORPORATION	20,221		
5. BOEING COMPANY THE	15,443	5. WESTMONT INDUSTRIES	19,330		
6. RAYTHEON COMPANY	14,655	6. MORTENSON M A COMPANIES	18,819		
7. WASHINGTON UNIVERSITY OF	10,593	7. WASHINGTON AGRICULTURAL DEV	18,156		
8. GTE CORPORATION	9,544	8. WASHINGTON UNIVERSITY OF	17,697		
9. YAKIMA INDIAN NATION	8,669	9. ALLIANT TECHSYSTEMS INC	16,713		
10. HUTCHINSON FRED CANCER RES CTR	8,474	10. DUNN INDUSTRIES INC	15,944		

FEDERAL PROCUREMENT DATA SYSTEM
FEDERAL PROCUREMENT DOLLARS FOR WEST VIRGINIA
 Fiscal Year 1993 to Date

Population 1,793,477
 Per Capita Procurement 232

Total Procurement By Place of Performance 415,417
 Rank Per Capita 45 Last Year 51

TOP FIVE COUNTIES					
NAME OF COUNTY	CIVILIAN AGENCIES		DEPARTMENT OF DEFENSE		TOTAL (000)
	SMALL DIS- ADVANTAGED (000)	OTHER (000)	SMALL DIS- ADVANTAGED (000)	OTHER (000)	
1. KANAWHA	672	85,759	540	7,790	94,761
2. MONONGALIA	4,812	65,318	2,464	6,107	78,701
3. MINGO	0	610	5,213	18,997	24,820
4. BOONE	0	22,355	0	1,176	23,531
5. BERKELEY	0	20,639	-297	1,824	22,166
TOP FIVE AGENCIES WITH PLACE OF PERFORMANCE IN THIS STATE (000)					
1. DEPARTMENT OF DEFENSE					130,649
2. DEPARTMENT OF JUSTICE					62,527
3. TENNESSEE VALLEY AUTHORITY					41,839
4. DEPARTMENT OF AGRICULTURE					34,357
5. DEPARTMENT OF HEALTH AND HUMAN SERVICES					33,547
TOP FIVE CONTRACTING OFFICES LOCATED IN THIS STATE (000)					
1 ENERGY, MORGANTOWN ENERGY TECHNOLOGY CENTER					101,432
2 ARMY, ENGINEER DISTRICT HUNTINGTON (CIVIL)					96,510
3 AGRICULTURE, SOIL & CONSERVATION SVC, MORGANTOWN					28,537
4 INTERIOR, NATIONAL PARK SERVICE, HARPERS FERRY					13,835
5 TREASURY, BUR OF THE PUBLIC DEPT, PARKERSBURG					10,015
TYPE OF PRODUCT OR SERVICE	SMALL BUSINESS (000)	LARGE BUSINESS (000)	STATE & LOCAL GOV'T (000)	NON- PROFIT & OTHER (000)	TOTAL (000)
R & D	1,888	8,145	3,496	760	14,289
Construction	50,915	148,993	608	0	200,516
Supplies & Equipment	56,047	40,508	23	152	96,730
Services	32,189	60,036	2,994	8,663	103,882
TOTAL	141,039	257,682	7,121	9,575	415,417
TOP CONTRACTORS PERFORMING IN THIS STATE					
CIVILIAN AGENCIES CONTRACTORS	DOLLARS (000)	DEPARTMENT OF DEFENSE CONTRACTORS		DOLLARS (000)	
1. PIZZAGALLI CONSTRUCTION CO	55,523	1. PHILIPP HOLZMANN AG		18,400	
2. PRAY CONSTRUCTION CO	29,648	2. HERCULES INCORPORATED		18,008	
3. EG&G INC	21,400	3. ISRATEX INC		9,346	
4. RIVER POINT TERMINALS INC	15,013	4. CORTE CONSTRUCTION INC		7,524	
5. MASSEY COAL COMPANY PARTNR	10,997	5. KIEWIT PETER SONS DE CORP		7,400	
6. LANG BROTHERS INC	10,002	6. CONTROLLED SYSTEMS INC		7,301	
7. CONTI ENTERPRISES INC	7,348	7. BILFINGER & BERGER BAUAG		6,750	
8. WEST VIRGINIA MEDICAL INST	6,000	8. MANCHION PAINTING CO		5,549	
9. GEUPEL CONSTRUCTION COMPANY	4,509	9. MARCH-WESTIN COMPANY INC		4,336	
10. BATTELLE MEMORIAL INSTITUTE	4,257	10. S M R TECHNOLOGIES INC		3,426	

FEDERAL PROCUREMENT DATA SYSTEM
FEDERAL PROCUREMENT DOLLARS FOR WISCONSIN
 Fiscal Year 1993 to Date

Population 4,891,769
 Per Capita Procurement 251

Total Procurement By Place of Performance 1,227,067
 Rank Per Capita 42 Last Year 44

TOP FIVE COUNTIES					
NAME OF COUNTY	CIVILIAN AGENCIES		DEPARTMENT OF DEFENSE		TOTAL (000)
	SMALL DIS-ADVANTAGED (000)	OTHER (000)	SMALL DIS-ADVANTAGED (000)	OTHER (000)	
1. WINNEBAGO	0	1,078	0	398,028	399,106
2. MILWAUKEE	836	96,998	1,580	67,382	166,796
3. DANE	891	42,736	246	62,602	106,475
4. CHIPPEWA	1	26,800	0	49,121	75,922
5. BROWN	0	66,546	361	2,204	69,111

TOP FIVE AGENCIES WITH PLACE OF PERFORMANCE IN THIS STATE (000)	
1. DEPARTMENT OF DEFENSE	833,458
2. DEPARTMENT OF AGRICULTURE	127,519
3. DEPARTMENT OF JUSTICE	52,819
4. DEPARTMENT OF VETERANS AFFAIRS	52,231
5. GENERAL SERVICES ADMINISTRATION	40,528

TOP FIVE CONTRACTING OFFICES LOCATED IN THIS STATE (000)	
1 NAVY, SHIPBUILDING CONVERS, STURGEON BAY	28,252
2 ARMY, DIRECTORATE OF CONTRACTING, FORT MCCOY	20,216
3 ARMY, USFPO FOR WISCONSIN, CAMP DOUGLAS	19,264
4 VA, CLEMENT J ZABLOCKI VA MED CTR, MILWAUKEE	12,769
5 VA, WILLIAM S MIDDLETON MEM VA HOSP, MADISON	9,112

TYPE OF PRODUCT OR SERVICE	SMALL BUSINESS (000)	LARGE BUSINESS (000)	STATE & LOCAL GOV'T (000)	NON-PROFIT & OTHER (000)	TOTAL (000)
R & D	5,724	6,999	15,621	3,132	31,476
Construction	49,380	21,085	799	0	71,264
Supplies & Equipment	128,225	693,174	442	46,783	868,624
Services	31,127	161,414	21,486	41,676	255,703
TOTAL	214,456	882,672	38,348	91,591	1,227,067

TOP CONTRACTORS PERFORMING IN THIS STATE			
CIVILIAN AGENCIES CONTRACTORS	DOLLARS (000)	DEPARTMENT OF DEFENSE CONTRACTORS	DOLLARS (000)
1. KRUEGER INTERNATIONAL	43,127	1. OSHKOSH TRUCK CORPORATION	361,544
2. ARCHER DANIELS MIDLAND CO	33,044	2. PETERSON BUILDERS INC	56,369
3. CRAY RESEARCH INC	26,287	3. CRAY RESEARCH INC	40,608
4. UNIVERSITY OF WISCONSIN SYS	18,650	4. ASTRONAUTICS CORP OF AMERICA	24,694
5. LEVEL VALLEY DAIRY	17,624	5. WISCONSIN PHYSICIANS SVC INSUR	18,157
6. GENERAL ELECTRIC COMPANY	16,387	6. HARNISCHFEGER INDUSTRIES INC	15,662
7. NORTHWESTERN MUTL LF INSUR INC	12,289	7. SPACESAVER CORP	13,642
8. SCHREIBER FOODS INC	10,824	8. PHILIP MORRIS COMPANIES INC	12,971
9. PPLM INC	10,645	9. ASTRA HOLDINGS PLC	12,476
10. ASSOCIATED MILK PRODUCERS	8,644	10. OLIN CORPORATION	10,387

FEDERAL PROCUREMENT DATA SYSTEM
FEDERAL PROCUREMENT DOLLARS FOR WYOMING
 Fiscal Year 1993 to Date

Population 453,588
 Per Capita Procurement 289

Total Procurement By Place of Performance 130,922
 Rank Per Capita 39 Last Year 34

TOP FIVE COUNTIES					
NAME OF COUNTY	CIVILIAN AGENCIES		DEPARTMENT OF DEFENSE		TOTAL (000)
	SMALL DIS- ADVANTAGED (000)	OTHER (000)	SMALL DIS- ADVANTAGED (000)	OTHER (000)	
1. LARAMIE	391	3,543	9,041	26,535	39,510
2. WESTON	0	154	0	21,430	21,584
3. PARK	180	18,272	0	95	18,547
4. CARBON	89	10,508	0	0	10,597
5. UINTA	0	6,288	0	0	6,288
TOP FIVE AGENCIES WITH PLACE OF PERFORMANCE IN THIS STATE (000)					
1. DEPARTMENT OF DEFENSE					57,782
2. DEPARTMENT OF THE INTERIOR					22,014
3. DEPARTMENT OF TRANSPORTATION					20,819
4. DEPARTMENT OF ENERGY					10,191
5. DEPARTMENT OF AGRICULTURE					5,067
TOP FIVE CONTRACTING OFFICES LOCATED IN THIS STATE (000)					
1 USAF, 90 CONS/CC, F E WARREN AFB					11,395
2 USAF, 90 CONS/LGO, F E WARREN AFB					10,346
3 VA MED/RO CENTER, CHEYENNE					2,531
4 VA MEDICAL CENTER, SHERIDAN					1,989
5 AGRICULTURE, SOIL CONSERVATION SVC, CASPER					734
TYPE OF PRODUCT OR SERVICE	SMALL BUSINESS (000)	LARGE BUSINESS (000)	STATE & LOCAL GOV'T (000)	NON- PROFIT & OTHER (000)	TOTAL (000)
R & D	89	0	829	883	1,801
Construction	40,257	31,206	0	0	71,463
Supplies & Equipment	27,559	2,965	-14	0	30,510
Services	14,473	7,088	2,146	3,441	27,148
TOTAL	82,378	41,259	2,961	4,324	130,922
TOP CONTRACTORS PERFORMING IN THIS STATE					
CIVILIAN AGENCIES CONTRACTORS	DOLLARS (000)	DEPARTMENT OF DEFENSE CONTRACTORS		DOLLARS (000)	
1. WASHINGTON CORPORATIONS	10,000	1. HERMES CONSOLIDATED INC		21,335	
2. FROST CONSTRUCTION COMPANY	6,558	2. MORGEN & OSWOOD CNSTR CO		9,607	
3. BAUER OF AMERICA CORP	6,214	3. REIMAN CORP		3,116	
4. TRI-O INC	4,654	4. MENDEZ DANIEL		1,514	
5. ARCH MINERAL CORPORATION	3,405	5. ARCTIC SLOPE REGIONAL CORP		1,385	
6. H-K CONTRACTORS INC	2,710	6. GROWLING BEAR COMPANY		1,343	
7. IMPSA INTERNATIONAL INC	2,390	7. JOHN BOWMAN INC		1,329	
8. PACIFICORP	1,927	8. ROCKY MOUNTAIN GENERATION COOP		855	
9. LUNA CONSTRUCTION INC	1,713	9. ABT SERVICE CORPORATION		821	
10. BRINK ELECTRIC CNSTR CO	1,712	10. APPLIED MANAGEMENT & SERVICES		749	

SECTION III
AGENCY VIEWS

**FEDERAL PROCUREMENT DATA SYSTEM
TOTAL FEDERAL SNAPSHOT REPORT - SF281
Actions Reported in Summary on SF281
Fiscal Year 1993 Through Fourth Quarter**

PART I - PRIME CONTRACTS							
	PROCUREMENT METHODS	Number of Actions (a)	NET DOLLAR AMOUNTS (000)				
			Small Business Concerns (b)	Large Business Concerns (c)	Domestic Outside U.S./ Foreign (d)	Other Entities (e)	Total Dollars (f)
NEW AWARDS AND MODIFICATIONS	1. Tariff or Regulated Acquisitions	498,850				280,454	
	2. Contracts for Foreign Government or International Organization	84,240				130,205	
	3. Small Purchases	10,978,532	7,867,697	2,476,815	601,948	150,289	11,096,992
	4. Delivery Orders - GSA Schedules Only	1,179,976	996,120	1,161,241	31,717	12,105	2,201,183
	5. Delivery Orders - Other Federal Schedules	717,245	229,833	722,240	2,931	11,064	966,068
	6. Delivery Orders - All Other	4,407,790	1,552,178	4,296,660	281,099	159,115	6,289,052
	7. Other Procurement Methods	1,395,497	626,118	324,715	112,504	51,931	1,115,268
	8. TOTAL NEW AWARDS AND MODIFICATIONS	19,262,130	11,271,946	8,981,912	1,030,189	384,504	22,079,222
COMPETITION	9. Competed	7,729,708	6,707,095	3,872,342	761,532	74,289	11,423,920
	10. Not Competed	1,335,141	1,217,223	808,499	81,151	74,657	2,182,468
	11. Not Available for Competition	10,167,081	3,347,623	4,301,075	187,516	235,558	8,472,834
MODIFICATIONS	12. TOTAL MODIFICATIONS (Excluding Line 3)	436,413					616,311

PART II - SELECTED SOCIOECONOMIC STATISTICS (Includes both new awards and modifications)					
PREFERENCE PROGRAMS			TYPE OF CONTRACTOR		
CATEGORY	Number of Actions (a)	Total net Dollars (b)	CATEGORY	Number of Actions (a)	Total net Dollars (b)
13. Small Business - Small Purchase Set-Aside	6,831,577	6,103,651	18. Small Disadvantaged Business	487,218	568,094
14. Small Business Set-Aside	613,330	684,893	19. Woman-Owned Small Business	644,752	694,342
15. Labor Surplus Area Set-Aside	305,504	315,696	20. Sheltered Workshop	31,156	110,611
16. Combined Labor Surplus/ Small Business Set-Aside	114,015	93,474			
17. 8(a) Awards	41,521	113,443			

**TOTAL FEDERAL SNAPSHOT REPORT - SF279
Actions Reported Individually on SF279
Fiscal Year 1993 Through Fourth Quarter**

	Actions	Dollars (000)
TOTAL	450,381	178,336,979
CICA APPLICABILITY		
Pre-CICA	5,890	14,485,412
CICA Awards	413,015	152,438,306
Small Purchases	14,123	78,566
Subject to Statute other than CICA	6,262	1,097,215
KIND OF CONTRACT ACTION		
Initial Letter Contract	1,377	2,582,046
Def. Contract Superseding Letter	760	2,813,349
New Definitive Contract	78,737	41,276,525
Small Purchase Procedure	13,684	78,707
Order Under IDC	143,513	20,550,812
Order Under BOA	23,421	5,496,144
Order /Mod Under GSA Schedule	22,855	713,401
Order/Mod Under VA or OPM Schedule	3,035	178,784
Modifications	152,989	105,537,703
Termination for Default	1,338	-124,210
Termination for Convenience	2,904	-736,282
SYNOPSIS OF PROCUREMENT PRIOR TO AWARD		
Synopsized Prior to Award	281,608	120,276,310
Not Synopsized Due to Urgency	9,558	3,436,436
Not Synopsized for Other Reason	147,979	44,710,320

FEDERAL PROCUREMENT DATA SYSTEM
TOTAL FEDERAL SNAPSHOT REPORT - SF279
 Actions Reported Individually on SF279
 Fiscal Year 1993 Through Fourth Quarter

SOLICITATION PROCEDURE	Actions	Dollars (000)
Full and Open Competition - Sealed Bid	64,080	14,286,485
Full and Open Competition - Comp Proposal	143,329	58,198,567
Full and Open Competition - Combination	1,096	995,726
Architect Engineer	17,338	2,362,731
Basic Research	3,550	1,068,261
Multiple Award Schedule	22,626	1,588,753
Alternate Source/Reduced Cost	71	106,188
Alternate Source/Mobilization	594	810,484
Alternate Source/Eng R & D	47	14,899
Set-aside	47,102	7,175,590
Other than Full and Open Competition	113,193	65,850,999
FULL AND OPEN COMPETITION WITH ONLY ONE BIDDER/OFFERER	36,593	10,018,663
AUTHORITY FOR OTHER THAN FULL AND OPEN COMPETITION		
Only One Source	47,944	43,015,200
- Follow-on Contract	3,206	10,151,516
- Utilities (Regulated & Telecommunications)	5,462	925,454
Unusual & Compelling Urgency	10,817	4,246,922
Mobilization/Essential R&D	3,401	8,948,431
International Agreement	57	34,555
Authorized by Statute	40,220	5,823,517
Authorized Resale	7,644	1,387,039
National Security	3,057	2,389,350
Public Interest	44	4,658
EXTENT COMPLETED		
Competed	327,064	103,763,467
Not Available for Competition	63,849	14,751,597
Follow-on to Completed Action	4,601	11,770,230
Not Completed	43,776	37,814,205
TYPE OF CONTRACT		
Fixed Price	351,242	96,632,225
Cost Reimbursement	65,548	66,325,422
Time and Material	16,361	4,056,030
Labor Hour	6,139	1,416,834
TYPE OF CONTRACTOR		
Small Disadvantaged Business	46,015	8,804,020
Other Small Business	155,805	19,143,421
Large Business	189,747	121,869,873
Sheltered Workshops	3,421	347,141
Educational & Nonprofit	12,028	8,098,405
State & Local Government	7,353	3,837,810
Foreign Contractor	11,996	4,448,099
Domestic Contractor Performing Outside US	2,924	1,550,730
WOMAN-OWNED SMALL BUSINESS	16,205	2,048,720
PREFERENCE PROGRAMS		
Directed to Sheltered Workshop	2,967	250,643
8 (a) Program	24,266	4,974,310
Combined LSA/SB Set-aside	3,862	168,084
Small Business Set-aside	43,804	5,810,868
Labor Surplus Area Set-aside	6,015	1,077,269
Tie Bid Preference	61	3,324
Buy Indian/Self Determination Act	3,869	662,799
No Preference Program or Not Listed	354,446	155,361,839
SUBJECT TO LABOR STATUTES		
Walsh Healy Act - Manufacturer	120,194	66,527,875
Walsh Healy Act - Dealer	31,080	5,396,558
Service Contract Act	76,941	18,940,883
Davis Bacon Act	53,287	11,499,086
Not Subject to Above Acts	157,788	65,735,097
PRODUCT OR SERVICE		
Supplies & Equipment	126,390	67,179,690
ADP Equipment, Purchase and Lease	26,662	3,903,130
Research & Development	34,177	29,702,289
Construction	63,500	12,842,012
Architect & Engineering	20,204	3,294,608
Real Property, Purchase & Lease, or Maintenance	11,185	1,721,908
ADP Services (includes Installation & Maintenance)	24,869	6,094,573
Other Services	137,626	53,628,769

**FEDERAL PROCUREMENT DATA SYSTEM
EXECUTIVE OFFICE OF THE PRESIDENT
Actions Reported in Summary on SF281
Fiscal Year 1993 Through Fourth Quarter**

PART I - PRIME CONTRACTS						
PROCUREMENT METHODS	Number of Actions (a)	NET DOLLAR AMOUNTS (000)				Total Dollars (f)
		Small Business Concerns (b)	Large Business Concerns (c)	Domestic Outside U.S./ Foreign (d)	Other Entities (e)	
1. Tariff or Regulated Acquisitions	0					0
2. Contracts for Foreign Government or International Organization	0					0
3. Small Purchases	1,538	4,169	829	1	33	5,032
4. Delivery Orders - GSA Schedules Only	346	928	756	0	0	1,684
5. Delivery Orders- Other Federal Schedules	16	50	45	0	55	150
6. Delivery Orders - All Other	0	0	0	0	0	0
7. Other Procurement Methods	0	0	0	0	0	0
8. TOTAL NEW AWARDS AND MODIFICATIONS	1,900	5,147	1,630	1	88	6,866
9. Competed	388	2,082	306	0	6	2,394
10. Not Competed	1,456	2,994	1,147	0	80	4,221
11. Not Available for Competition	56	71	177	1	2	251
12. TOTAL MODIFICATIONS (Excluding Line 3)	0					0

PART II - SELECTED SOCIOECONOMIC STATISTICS (Includes both new awards and modifications)					
PREFERENCE PROGRAMS			TYPE OF CONTRACTOR		
CATEGORY	Number of Actions (a)	Total net Dollars (b)	CATEGORY	Number of Actions (a)	Total net Dollars (b)
13. Small Business - Small Purchase Set-Aside	1,289	4,169	18. Small Disadvantaged Business	91	309
14. Small Business Set-Aside	0	0	19. Woman-Owned Small Business	143	469
15. Labor Surplus Area Set-Aside	0	0	20. Sheltered Workshop	0	0
16. Combined Labor Surplus/ Small Business Set-Aside	0	0			
17. 8(a) Awards	0	0			

**EXECUTIVE OFFICE OF THE PRESIDENT
Actions Reported Individually on SF279
Fiscal Year 1993 Through Fourth Quarter**

	Actions	Dollars (000)
TOTAL	108	10,734
CICA APPLICABILITY		
Pre-CICA	0	0
CICA Awards	108	10,734
Small Purchases	0	0
Subject to Statute other than CICA	0	0
KIND OF CONTRACT ACTION		
Initial Letter Contract	0	0
Def. Contract Superseding Letter	0	0
New Definitive Contract	13	1,302
Small Purchase Procedure	0	0
Order Under IDC	4	203
Order Under BOA	0	0
Order /Mod Under GSA Schedule	23	1,979
Order/Mod Under VA or OPM Schedule	0	0
Modifications	68	7,250
Termination for Default	0	0
Termination for Convenience	0	0
SYNOPSIS OF PROCUREMENT PRIOR TO AWARD		
Synopsized Prior to Award	59	6,762
Not Synopsized Due to Urgency	18	2,571
Not Synopsized for Other Reason	31	1,401

FEDERAL PROCUREMENT DATA SYSTEM
EXECUTIVE OFFICE OF THE PRESIDENT
 Actions Reported Individually on SF279
 Fiscal Year 1993 Through Fourth Quarter

SOLICITATION PROCEDURE	Actions	Dollars (000)
Full and Open Competition - Sealed Bid	3	1,910
Full and Open Competition - Comp Proposal	40	3,118
Full and Open Competition - Combination	1	93
Architect Engineer	0	0
Basic Research	0	0
Multiple Award Schedule	19	1,734
Alternate Source/Reduced Cost	0	0
Alternate Source/Mobilization	0	0
Alternate Source/Eng R & D	0	0
Set-aside	2	82
Other than Full and Open Competition	43	3,797
FULL AND OPEN COMPETITION WITH ONLY ONE BIDDER/OFFERER	2	15
AUTHORITY FOR OTHER THAN FULL AND OPEN COMPETITION		
Only One Source	10	343
- Follow-on Contract	0	0
- Utilities (Regulated & Telecommunications)	0	0
Unusual & Compelling Urgency	18	2,571
Mobilization/Essential R&D	0	0
International Agreement	0	0
Authorized by Statute	15	883
Authorized Resale	0	0
National Security	0	0
Public Interest	0	0
EXTENT COMPETED		
Competed	77	9,104
Not Available for Competition	21	1,129
Follow-on to Competed Action	0	0
Not Competed	10	501
TYPE OF CONTRACT		
Fixed Price	72	8,687
Cost Reimbursement	5	66
Time and Material	0	0
Labor Hour	31	1,981
TYPE OF CONTRACTOR		
Small Disadvantaged Business	13	675
Other Small Business	41	3,394
Large Business	52	6,671
Sheltered Workshops	0	0
Educational & Nonprofit	0	0
State & Local Government	2	-6
Foreign Contractor	0	0
Domestic Contractor Performing Outside US	0	0
WOMAN-OWNED SMALL BUSINESS	1	28
PREFERENCE PROGRAMS		
Directed to Sheltered Workshop	0	0
8 (a) Program	12	647
Combined LSA/SB Set-aside	0	0
Small Business Set-aside	2	118
Labor Surplus Area Set-aside	0	0
Tie Bid Preference	0	0
Buy Indian/Self Determination Act	0	0
No Preference Program or Not Listed	94	9,969
SUBJECT TO LABOR STATUTES		
Walsh Healy Act - Manufacturer	35	3,292
Walsh Healy Act - Dealer	10	1,049
Service Contract Act	43	4,121
Davis Bacon Act	0	0
Not Subject to Above Acts	20	2,272
PRODUCT OR SERVICE		
Supplies & Equipment	11	1,785
ADP Equipment, Purchase and Lease	28	1,372
Research & Development	0	0
Construction	1	27
Architect & Engineering	0	0
Real Property, Purchase & Lease, or Maintenance	1	27
ADP Services (includes Installation & Maintenance)	50	3,761
Other Services	17	3,762

**FEDERAL PROCUREMENT DATA SYSTEM
DEPARTMENT OF AGRICULTURE
Actions Reported in Summary on SF281
Fiscal Year 1993 Through Fourth Quarter**

PART I - PRIME CONTRACTS							
	PROCUREMENT METHODS	Number of Actions (a)	NET DOLLAR AMOUNTS (000)				
			Small Business Concerns (b)	Large Business Concerns (c)	Domestic Outside U.S./ Foreign (d)	Other Entities (e)	Total Dollars (f)
NEW AWARDS AND MODIFICATIONS	1. Tariff or Regulated Acquisitions	354,543				71,349	
	2. Contracts for Foreign Government or International Organization	380				598	
	3. Small Purchases	653,718	313,700	38,054	1,472	8,010	361,236
	4. Delivery Orders - GSA Schedules Only	82,570	38,118	48,189	31	118	86,456
	5. Delivery Orders- Other Federal Schedules	9,222	8,439	7,769	671	229	17,108
	6. Delivery Orders - All Other	8,388	7,497	4,495	58	188	12,238
	7. Other Procurement Methods	47,242	28,762	20,360	94	6,623	55,839
	8. TOTAL NEW AWARDS AND MODIFICATIONS	1,156,063	396,516	118,657	2,326	15,168	604,824
COMPETITION	9. Competed	277,087	259,987	89,972	1,104	2,186	353,249
	10. Not Competed	183,281	63,793	15,426	737	5,881	85,837
	11. Not Available for Competition	695,695	72,736	13,469	485	7,101	185,738
MODIFICATIONS	12. TOTAL MODIFICATIONS (Excluding Line 3)	24,731					-10,190

PART II - SELECTED SOCIOECONOMIC STATISTICS (Includes both new awards and modifications)					
CATEGORY	PREFERENCE PROGRAMS		TYPE OF CONTRACTOR		
	Number of Actions (a)	Total net Dollars (b)	CATEGORY	Number of Actions (a)	Total net Dollars (b)
13. Small Business - Small Purchase Set-Aside	378,669	139,348	18. Small Disadvantaged Business	11,580	10,085
14. Small Business Set-Aside	21,265	21,785	19. Woman-Owned Small Business	27,543	19,904
15. Labor Surplus Area Set-Aside	5,406	3,576	20. Sheltered Workshop	489	439
16. Combined Labor Surplus/ Small Business Set-Aside	12,002	12,092			
17. 8(a) Awards	723	1,058			

**DEPARTMENT OF AGRICULTURE
Actions Reported Individually on SF279
Fiscal Year 1993 Through Fourth Quarter**

	Actions	Dollars (000)
TOTAL	19,258	3,185,183
CICA APPLICABILITY		
Pre-CICA	88	3,988
CICA Awards	14,196	3,119,240
Small Purchases	4,669	32,684
Subject to Statute other than CICA	306	32,127
KIND OF CONTRACT ACTION		
Initial Letter Contract	176	16,113
Def. Contract Superseding Letter	6	6,746
New Definitive Contract	6,814	2,801,462
Small Purchase Procedure	4,614	33,447
Order Under IDC	2,831	128,257
Order Under BOA	24	811
Order /Mod Under GSA Schedule	281	17,342
Order/Mod Under VA or OPM Schedule	0	0
Modifications	4,464	184,897
Termination for Default	31	-638
Termination for Convenience	17	-254
SYNOPSIS OF PROCUREMENT PRIOR TO AWARD		
Synopsized Prior to Award	7,907	594,068
Not Synopsized Due to Urgency	569	32,224
Not Synopsized for Other Reason	10,781	2,561,747

FEDERAL PROCUREMENT DATA SYSTEM
DEPARTMENT OF AGRICULTURE
 Actions Reported Individually on SF279
 Fiscal Year 1993 Through Fourth Quarter

SOLICITATION PROCEDURE	Actions	Dollars (000)
Full and Open Competition - Sealed Bid	6,732	2,602,346
Full and Open Competition - Comp Proposal	2,640	216,787
Full and Open Competition - Combination	38	4,153
Architect Engineer	772	22,910
Basic Research	0	0
Multiple Award Schedule	215	12,461
Alternate Source/Reduced Cost	0	0
Alternate Source/Mobilization	0	0
Alternate Source/Eng R & D	0	0
Set-aside	0	0
Other than Full and Open Competition	1,781	84,813
FULL AND OPEN COMPETITION WITH ONLY ONE BIDDER/OFFERER	2,018	175,770
AUTHORITY FOR OTHER THAN FULL AND OPEN COMPETITION	1,277	55,993
Only One Source	508	51,444
- Follow-on Contract	52	2,797
- Utilities (Regulated & Telecommunications)	25	1,084
Unusual & Compelling Urgency	597	35,757
Mobilization/Essential R&D	0	0
International Agreement	3	112
Authorized by Statute	908	88,423
Authorized Resale	0	0
National Security	0	0
Public Interest	2	34
EXTENT COMPLETED		
Completed	17,255	3,030,210
Not Available for Competition	1,021	120,947
Follow-on to Completed Action	58	2,241
Not Completed	923	34,641
TYPE OF CONTRACT		
Fixed Price	18,975	3,123,824
Cost Reimbursement	187	59,505
Time and Material	20	944
Labor Hour	75	3,786
TYPE OF CONTRACTOR		
Small Disadvantaged Business	2,392	185,614
Other Small Business	13,182	880,741
Large Business	3,429	2,103,352
Sheltered Workshops	22	1,571
Educational & Nonprofit	77	28,362
State & Local Government	147	7,665
Foreign Contractor	6	652
Domestic Contractor Performing Outside US	2	82
WOMAN-OWNED SMALL BUSINESS	1,206	61,672
PREFERENCE PROGRAMS		
Directed to Sheltered Workshop	17	1,454
8 (a) Program	1,077	109,686
Combined LSA/SB Set-aside	2,131	65,956
Small Business Set-aside	2,528	179,804
Labor Surplus Area Set-aside	848	83,683
Tie Bid Preference	0	0
Buy Indian/Self Determination Act	2	96
No Preference Program or Not Listed	12,654	2,747,360
SUBJECT TO LABOR STATUTES		
Walsh Healy Act - Manufacturer	739	74,680
Walsh Healy Act - Dealer	635	36,709
Service Contract Act	5,594	307,561
Davis Bacon Act	6,840	308,252
Not Subject to Above Acts	5,449	2,460,837
PRODUCT OR SERVICE		
Supplies & Equipment	3,560	2,372,426
ADP Equipment, Purchase and Lease	629	62,885
Research & Development	8	510
Construction	7,675	326,301
Architect & Engineering	753	23,926
Real Property, Purchase & Lease, or Maintenance	767	34,949
ADP Services (includes Installation & Maintenance)	557	77,945
Other Services	5,309	289,241

**FEDERAL PROCUREMENT DATA SYSTEM
DEPARTMENT OF COMMERCE
Actions Reported in Summary on SF281
Fiscal Year 1993 Through Fourth Quarter**

PART I - PRIME CONTRACTS							
PROCUREMENT METHODS	Number of Actions (a)	NET DOLLAR AMOUNTS (000)					
		Small Business Concerns (b)	Large Business Concerns (c)	Domestic Outside U.S./ Foreign (d)	Other Entities (e)	Total Dollars (f)	
1. Tariff or Regulated Acquisitions	201					260	
2. Contracts for Foreign Government or International Organization	21					44	
3. Small Purchases	73,187	87,700	16,338	814	4,663	109,515	
4. Delivery Orders - GSA Schedules Only	31,230	17,090	17,941	2	74	35,107	
5. Delivery Orders - Other Federal Schedules	455	922	1,542	0	74	2,538	
6. Delivery Orders - All Other	2,870	2,889	2,235	0	162	5,286	
7. Other Procurement Methods	1,233	1,172	1,481	4	415	3,072	
8. TOTAL NEW AWARDS AND MODIFICATIONS	109,197	109,773	39,537	820	5,388	155,822	
COMPETITION	9. Competed	50,281	66,910	26,267	25	577	93,779
	10. Not Competed	9,581	18,671	8,046	728	3,165	30,610
	11. Not Available for Competition	49,335	24,192	5,224	67	1,646	31,433
MODIFICATIONS	12. TOTAL MODIFICATIONS (Excluding Line 3)	6,190				899	

PART II - SELECTED SOCIOECONOMIC STATISTICS (Includes both new awards and modifications)					
PREFERENCE PROGRAMS			TYPE OF CONTRACTOR		
CATEGORY	Number of Actions (a)	Total net Dollars (b)	CATEGORY	Number of Actions (a)	Total net Dollars (b)
13. Small Business - Small Purchase Set-Aside	25,908	39,353	18. Small Disadvantaged Business	1,982	4,658
14. Small Business Set-Aside	10	38	19. Woman-Owned Small Business	2,763	5,136
15. Labor Surplus Area Set-Aside	238	309	20. Sheltered Workshop	26	82
16. Combined Labor Surplus/ Small Business Set-Aside	607	393			
17. 8(a) Awards	98	435			

**DEPARTMENT OF COMMERCE
Actions Reported Individually on SF279
Fiscal Year 1993 Through Fourth Quarter**

	Actions	Dollars (000)
TOTAL	4,283	670,116
CICA APPLICABILITY		
Pre-CICA	72	89,234
CICA Awards	4,206	578,810
Small Purchases	1	123
Subject to Statute other than CICA	0	0
KIND OF CONTRACT ACTION		
Initial Letter Contract	15	9,838
Def. Contract Superseding Letter	2	82
New Definitive Contract	618	123,169
Small Purchase Procedure	0	0
Order Under IDC	990	63,154
Order Under BOA	28	3,903
Order /Mod Under GSA Schedule	367	24,772
Order/Mod Under VA or OPM Schedule	0	0
Modifications	2,259	445,423
Termination for Default	0	0
Termination for Convenience	4	-225
SYNOPSIS OF PROCUREMENT PRIOR TO AWARD		
Synopsized Prior to Award	1,121	354,165
Not Synopsized Due to Urgency	68	3,710
Not Synopsized for Other Reason	3,090	310,292

FEDERAL PROCUREMENT DATA SYSTEM
DEPARTMENT OF COMMERCE
 Actions Reported Individually on SF279
 Fiscal Year 1993 Through Fourth Quarter

SOLICITATION PROCEDURE	Actions	Dollars (000)
Full and Open Competition - Sealed Bid	584	35,289
Full and Open Competition - Comp Proposal	1,490	286,869
Full and Open Competition - Combination	20	3,467
Architect Engineer	92	28,828
Basic Research	24	1,423
Multiple Award Schedule	329	21,472
Alternate Source/Reduced Cost	0	0
Alternate Source/Mobilization	0	0
Alternate Source/Eng R & D	0	0
Set-aside	355	40,308
Other than Full and Open Competition	1,312	161,154
FULL AND OPEN COMPETITION WITH ONLY ONE BIDDER/OFFERER	258	52,079
AUTHORITY FOR OTHER THAN FULL AND OPEN COMPETITION		
Only One Source	374	69,342
- Follow-on Contract	10	993
- Utilities (Regulated & Telecommunications)	10	1,824
Unusual & Compelling Urgency	196	14,724
Mobilization/Essential R&D	7	1,334
International Agreement	0	0
Authorized by Statute	792	75,661
Authorized Resale	0	0
National Security	3	93
Public Interest	0	0
EXTENT COMPETED		
Competed	3,052	518,354
Not Available for Competition	872	87,038
Follow-on to Competed Action	9	357
Not Competed	346	62,418
TYPE OF CONTRACT		
Fixed Price	3,450	461,343
Cost Reimbursement	538	179,284
Time and Material	162	14,385
Labor Hour	129	13,155
TYPE OF CONTRACTOR		
Small Disadvantaged Business	961	85,932
Other Small Business	1,781	140,958
Large Business	1,307	395,662
Sheltered Workshops	2	544
Educational & Nonprofit	134	25,474
State & Local Government	53	3,735
Foreign Contractor	33	15,339
Domestic Contractor Performing Outside US	8	523
WOMAN-OWNED SMALL BUSINESS	290	26,703
PREFERENCE PROGRAMS		
Directed to Sheltered Workshop	2	544
8 (a) Program	735	73,224
Combined LSA/SB Set-aside	1	101
Small Business Set-aside	847	63,467
Labor Surplus Area Set-aside	4	532
Tie Bid Preference	1	57
Buy Indian/Self Determination Act	0	0
No Preference Program or Not Listed	2,689	530,242
SUBJECT TO LABOR STATUTES		
Walsh Healy Act - Manufacturer	1,360	219,236
Walsh Healy Act - Dealer	518	40,874
Service Contract Act	867	138,681
Davis Bacon Act	281	41,157
Not Subject to Above Acts	1,253	228,219
PRODUCT OR SERVICE		
Supplies & Equipment	854	223,003
ADP Equipment, Purchase and Lease	865	87,338
Research & Development	122	21,190
Construction	250	39,384
Architect & Engineering	137	30,376
Real Property, Purchase & Lease, or Maintenance	23	2,815
ADP Services (includes Installation & Maintenance)	507	110,155
Other Services	1,525	155,855

**FEDERAL PROCUREMENT DATA SYSTEM
DEPARTMENT OF DEFENSE
Actions Reported in Summary on SF281
Fiscal Year 1993 Through Fourth Quarter**

PART I - PRIME CONTRACTS							
PROCUREMENT METHODS	Number of Actions (a)	NET DOLLAR AMOUNTS (000)				Total Dollars (f)	
		Small Business Concerns (b)	Large Business Concerns (c)	Domestic Outside U.S./ Foreign (d)	Other Entities (e)		
1. Tariff or Regulated Acquisitions	117,755					185,919	
2. Contracts for Foreign Government or International Organization	68,280					122,405	
3. Small Purchases	5,881,552	4,960,841	1,426,513	345,445	50,244	6,783,043	
4. Delivery Orders - GSA Schedules Only	471,359	503,831	571,667	29,930	2,995	1,108,423	
5. Delivery Orders- Other Federal Schedules	143,080	58,301	139,075	1,234	1,453	200,063	
6. Delivery Orders - All Other	4,056,743	1,091,653	3,945,804	280,458	52,119	5,370,034	
7. Other Procurement Methods	916,848	443,828	269,155	108,242	22,624	843,849	
8. TOTAL NEW AWARDS AND MODIFICATIONS	11,655,617	7,058,454	6,352,214	765,309	129,435	14,593,736	
COMPETITION	9. Competed	4,940,853	4,416,494	2,229,814	583,599	38,033	7,267,840
	10. Not Competed	466,512	460,966	400,110	44,844	13,804	919,723
	11. Not Available for Competition	6,248,252	2,180,994	3,722,290	136,866	77,598	6,406,073
MODIFICATIONS	12. TOTAL MODIFICATIONS (Excluding Line 3)	212,887					408,910

PART II - SELECTED SOCIOECONOMIC STATISTICS (Includes both new awards and modifications)					
CATEGORY	PREFERENCE PROGRAMS		CATEGORY	TYPE OF CONTRACTOR	
	Number of Actions (a)	Total net Dollars (b)		Number of Actions (a)	Total net Dollars (b)
13. Small Business - Small Purchase Set-Aside	4,230,448	4,323,194	18. Small Disadvantaged Business	356,377	395,071
14. Small Business Set-Aside	404,584	342,049	19. Woman-Owned Small Business	428,693	455,952
15. Labor Surplus Area Set-Aside	0	0	20. Sheltered Workshop	7,728	17,745
16. Combined Labor Surplus/ Small Business Set-Aside	0	0			
17. 8(a) Awards	29,892	81,121			

**DEPARTMENT OF DEFENSE
Actions Reported Individually on SF279
Fiscal Year 1993 Through Fourth Quarter**

	Actions	Dollars (000)
TOTAL:	227,703	121,428,610
CICA APPLICABILITY		
Pre-CICA	3,870	3,302,061
CICA Awards	218,607	107,914,749
Small Purchases	0	0
Subject to Statute other than CICA	0	0
KIND OF CONTRACT ACTION		
Initial Letter Contract	888	2,472,685
Def. Contract Superseding Letter	706	2,785,421
New Definitive Contract	48,694	30,431,885
Small Purchase Procedure	0	0
Order Under IDC	70,173	15,454,287
Order Under BOA	13,508	3,864,592
Order /Mod Under GSA Schedule	12,697	175,347
Order/Mod Under VA or OPM Schedule	798	53,083
Modifications	78,204	67,025,590
Termination for Default	286	-118,384
Termination for Convenience	1,749	-715,896
SYNOPSIS OF PROCUREMENT PRIOR TO AWARD		
Synopsized Prior to Award	159,814	89,016,556
Not Synopsized Due to Urgency	6,754	2,337,214
Not Synopsized for Other Reason	55,805	19,855,769

FEDERAL PROCUREMENT DATA SYSTEM
DEPARTMENT OF DEFENSE
 Actions Reported Individually on SF279
 Fiscal Year 1993 Through Fourth Quarter

SOLICITATION PROCEDURE	Actions	Dollars (000)
Full and Open Competition - Sealed Bid	20,771	7,020,167
Full and Open Competition - Comp Proposal	77,636	36,516,439
Full and Open Competition - Combination	567	855,268
Architect Engineer	9,158	1,430,546
Basic Research	2,916	929,240
Multiple Award Schedule	12,281	991,557
Alternate Source/Reduced Cost	6	17,669
Alternate Source/Mobilization	561	806,355
Alternate Source/Eng R & D	39	14,482
Set-aside	27,821	5,306,094
Other than Full and Open Competition	66,851	54,026,922
FULL AND OPEN COMPETITION WITH ONLY ONE BIDDER/OFFERER	14,878	4,767,065
AUTHORITY FOR OTHER THAN FULL AND OPEN COMPETITION		
Only One Source	34,457	37,862,557
- Follow-on Contract	1,809	8,036,308
- Utilities (Regulated & Telecommunications)	1,685	477,097
Unusual & Compelling Urgency	7,337	3,030,949
Mobilization/Essential R&D	3,034	6,455,586
International Agreement	0	0
Authorized by Statute	11,622	2,971,261
Authorized Resale	7,426	1,362,047
National Security	2,950	2,341,374
Public Interest	25	3,148
EXTENT COMPETED		
Competed	161,576	64,832,985
Not Available for Competition	26,295	8,624,275
Follow-on to Competed Action	3,890	10,388,390
Not Competed	30,716	27,371,160
TYPE OF CONTRACT		
Fixed Price	168,372	75,585,121
Cost Reimbursement	39,932	31,793,132
Time and Material	12,415	3,201,953
Labor Hour	1,758	636,804
TYPE OF CONTRACTOR		
Small Disadvantaged Business	22,983	5,714,560
Other Small Business	64,029	12,092,306
Large Business	116,552	85,220,389
Sheltered Workshops	806	192,498
Educational & Nonprofit	6,562	3,103,485
State & Local Government	0	0
Foreign Contractor	9,925	3,826,006
Domestic Contractor Performing Outside US	1,620	1,067,566
WOMAN-OWNED SMALL BUSINESS	6,934	1,230,418
PREFERENCE PROGRAMS		
Directed to Sheltered Workshop	436	107,184
8 (a) Program	10,672	2,672,914
Combined LSA/SB Set-aside	16	1,083
Small Business Set-aside	22,970	3,939,585
Labor Surplus Area Set-aside	0	0
Tie Bid Preference	0	0
Buy Indian/Self Determination Act	0	0
No Preference Program or Not Listed	188,383	104,496,044
SUBJECT TO LABOR STATUTES		
Walsh Healy Act - Manufacturer	77,240	57,470,364
Walsh Healy Act - Dealer	14,429	3,145,763
Service Contract Act	32,262	11,152,120
Davis Bacon Act	20,568	7,141,790
Not Subject to Above Acts	77,978	32,306,773
PRODUCT OR SERVICE		
Supplies & Equipment	74,949	57,043,628
ADP Equipment, Purchase and Lease	13,326	2,121,744
Research & Development	25,010	22,221,376
Construction	25,107	8,522,726
Architect & Engineering	11,076	2,194,386
Real Property, Purchase & Lease, or Maintenance	273	231,032
ADP Services (includes Installation & Maintenance)	13,926	3,524,392
Other Services	64,036	25,569,326

**FEDERAL PROCUREMENT DATA SYSTEM
DEPARTMENT OF EDUCATION
Actions Reported in Summary on SF281
Fiscal Year 1993 Through Fourth Quarter**

PART I - PRIME CONTRACTS							
	PROCUREMENT METHODS	Number of Actions (a)	NET DOLLAR AMOUNTS (000)				
			Small Business Concerns (b)	Large Business Concerns (c)	Domestic Outside U.S./ Foreign (d)	Other Entities (e)	Total Dollars (f)
NEW AWARDS AND MODIFICATIONS	1. Tariff or Regulated Acquisitions	18				3	
	2. Contracts for Foreign Government or International Organization	0				0	
	3. Small Purchases	14,339	9,406	790	17	3,537	13,750
	4. Delivery Orders - GSA Schedules Only	982	321	1,147	2	2	1,472
	5. Delivery Orders - Other Federal Schedules	23	1	33	0	0	34
	6. Delivery Orders - All Other	60	32	15	0	28	75
	7. Other Procurement Methods	1,494	46	176	0	1,625	1,847
	8. TOTAL NEW AWARDS AND MODIFICATIONS	16,916	9,806	2,161	19	5,192	17,181
COMPETITION	9. Competed	5,047	4,369	1,622	4	1,211	7,207
	10. Not Competed	10,427	5,412	460	15	2,460	8,347
	11. Not Available for Competition	1,442	25	79	0	1,521	1,627
MODIFICATIONS	12. TOTAL MODIFICATIONS (Excluding Line 3)	473					-55

PART II - SELECTED SOCIOECONOMIC STATISTICS (Includes both new awards and modifications)					
PREFERENCE PROGRAMS			TYPE OF CONTRACTOR		
CATEGORY	Number of Actions (a)	Total net Dollars (b)	CATEGORY	Number of Actions (a)	Total net Dollars (b)
13. Small Business - Small Purchase Set-Aside	189	140	18. Small Disadvantaged Business	97	42
14. Small Business Set-Aside	148	1,883	19. Woman-Owned Small Business	906	766
15. Labor Surplus Area Set-Aside	12	1	20. Sheltered Workshop	35	3
16. Combined Labor Surplus/ Small Business Set-Aside	5	1			
17. 8(a) Awards	1	0			

**DEPARTMENT OF EDUCATION
Actions Reported Individually on SF279
Fiscal Year 1993 Through Fourth Quarter**

	Actions	Dollars (000)
TOTAL	961	317,205
CICA APPLICABILITY		
Pre-CICA	11	62
CICA Awards	941	315,598
Small Purchases	0	0
Subject to Statute other than CICA	9	1,545
KIND OF CONTRACT ACTION		
Initial Letter Contract	1	78
Def. Contract Superseding Letter	0	0
New Definitive Contract	79	28,836
Small Purchase Procedure	0	0
Order Under IDC	0	0
Order Under BOA	0	0
Order /Mod Under GSA Schedule	0	0
Order/Mod Under VA or OPM Schedule	0	0
Modifications	881	288,491
Termination for Default	0	0
Termination for Convenience	0	0
SYNOPSIS OF PROCUREMENT PRIOR TO AWARD		
Synopsized Prior to Award	737	286,554
Not Synopsized Due to Urgency	1	383
Not Synopsized for Other Reason	223	30,268

**FEDERAL PROCUREMENT DATA SYSTEM
DEPARTMENT OF EDUCATION
Actions Reported Individually on SF279
Fiscal Year 1993 Through Fourth Quarter**

	Actions	Dollars (000)
SELECTION PROCEDURE		
Full and Open Competition - Sealed Bid	13	6,654
Full and Open Competition - Comp Proposal	577	265,456
Full and Open Competition - Combination	2	136
Architect Engineer	0	0
Basic Research	0	0
Multiple Award Schedule	0	0
Alternate Source/Reduced Cost	0	0
Alternate Source/Mobilization	0	0
Alternate Source/Eng R & D	0	0
Set-aside	51	7,822
Other than Full and Open Competition	298	35,530
FULL AND OPEN COMPETITION WITH ONLY ONE BIDDER/OFFERER	187	100,696
AUTHORITY FOR OTHER THAN FULL AND OPEN COMPETITION		
Only One Source	163	5,322
- Follow-on Contract	0	0
- Utilities (Regulated & Telecommunications)	0	0
Unusual & Compelling Urgency	1	383
Mobilization/Essential R&D	0	0
International Agreement	0	0
Authorized by Statute	133	29,818
Authorized Resale	1	7
National Security	0	0
Public Interest	0	0
EXTENT COMPETED		
Competed	668	282,429
Not Available for Competition	218	21,891
Follow-on to Competed Action	0	0
Not Competed	75	12,885
TYPE OF CONTRACT		
Fixed Price	438	119,075
Cost Reimbursement	366	179,519
Time and Material	98	11,091
Labor Hour	59	7,520
TYPE OF CONTRACTOR		
Small Disadvantaged Business	224	25,118
Other Small Business	144	20,286
Large Business	237	97,298
Sheltered Workshops	0	0
Educational & Nonprofit	221	139,624
State & Local Government	135	34,879
Foreign Contractor	0	0
Domestic Contractor Performing Outside US	0	0
WOMAN-OWNED SMALL BUSINESS	65	6,008
PREFERENCE PROGRAMS		
Directed to Sheltered Workshop	0	0
8 (a) Program	177	16,180
Combined LSA/SB Set-aside	1	-46
Small Business Set-aside	26	2,856
Labor Surplus Area Set-aside	0	0
Tie Bid Preference	0	0
Buy Indian/Self Determination Act	4	1,567
No Preference Program or Not Listed	753	296,648
SUBJECT TO LABOR STATUTES		
Walsh Healy Act - Manufacturer	3	1,012
Walsh Healy Act - Dealer	10	99
Service Contract Act	133	40,081
Davis Bacon Act	1	132
Not Subject to Above Acts	814	275,881
PRODUCT OR SERVICE		
Supplies & Equipment	9	1,267
ADP Equipment, Purchase and Lease	28	3,279
Research & Development	113	20,037
Construction	0	0
Architect & Engineering	0	0
Real Property, Purchase & Lease, or Maintenance	0	0
ADP Services (includes Installation & Maintenance)	186	93,575
Other Services	625	199,047

**FEDERAL PROCUREMENT DATA SYSTEM
DEPARTMENT OF ENERGY
Actions Reported in Summary on SF281
Fiscal Year 1993 Through Fourth Quarter**

PART I - PRIME CONTRACTS							
	PROCUREMENT METHODS	Number of Actions (a)	NET DOLLAR AMOUNTS (000)				
			Small Business Concerns (b)	Large Business Concerns (c)	Domestic Outside U.S./ Foreign (d)	Other Entities (e)	Total Dollars (f)
NEW AWARDS AND MODIFICATIONS	1. Tariff or Regulated Acquisitions	0				0	
	2. Contracts for Foreign Government or International Organization	0				0	
	3. Small Purchases	29,449	27,775	8,051	3	1,218	37,047
	4. Delivery Orders - GSA Schedules Only	2,947	3,790	5,283	0	245	9,318
	5. Delivery Orders- Other Federal Schedules	394	315	110	0	135	560
	6. Delivery Orders - All Other	1,305	382	291	0	112	785
	7. Other Procurement Methods	1,020	447	539	2	86	1,074
	8. TOTAL NEW AWARDS AND MODIFICATIONS	35,115	32,709	14,274	5	1,796	48,784
COMPETITION	9. Competed	11,565	17,857	6,856	0	352	25,065
	10. Not Competed	7,538	9,392	4,819	4	544	14,759
	11. Not Available for Competition	16,012	5,460	2,599	1	900	8,960
MODIFICATIONS	12. TOTAL MODIFICATIONS (Excluding Line 3)	0				0	

PART II - SELECTED SOCIOECONOMIC STATISTICS (Includes both new awards and modifications)					
PREFERENCE PROGRAMS			TYPE OF CONTRACTOR		
CATEGORY	Number of Actions (a)	Total net Dollars (b)	CATEGORY	Number of Actions (a)	Total net Dollars (b)
13. Small Business - Small Purchase Set-Aside	17,535	22,894	18. Small Disadvantaged Business	982	1,816
14. Small Business Set-Aside	420	1,341	19. Woman-Owned Small Business	1,222	2,557
15. Labor Surplus Area Set-Aside	198	382	20. Sheltered Workshop	8	23
16. Combined Labor Surplus/ Small Business Set-Aside	987	1,918			
17. 8(a) Awards	24	118			

**DEPARTMENT OF ENERGY
Actions Reported Individually on SF279
Fiscal Year 1993 Through Fourth Quarter**

	Actions	Dollars (000)
TOTAL	5,297	18,417,935
CICA APPLICABILITY		
Pre-CICA	360	7,573,895
CICA Awards	4,833	10,843,352
Small Purchases	104	888
Subject to Statute other than CICA	0	0
KIND OF CONTRACT ACTION		
Initial Letter Contract	23	11,822
Def. Contract Superseding Letter	0	0
New Definitive Contract	419	574,440
Small Purchase Procedure	94	676
Order Under IDC	280	33,664
Order Under BOA	22	8,580
Order /Mod Under GSA Schedule	483	15,185
Order/Mod Under VA or OPM Schedule	1	30
Modifications	3,968	17,774,014
Termination for Default	1	-24
Termination for Convenience	6	-432
SYNOPSIS OF PROCUREMENT PRIOR TO AWARD		
Synopsized Prior to Award	2,194	5,161,648
Not Synopsized Due to Urgency	61	707,466
Not Synopsized for Other Reason	3,042	12,548,821

FEDERAL PROCUREMENT DATA SYSTEM
DEPARTMENT OF ENERGY
 Actions Reported Individually on SF279
 Fiscal Year 1993 Through Fourth Quarter

SOLICITATION PROCEDURE	Actions	Dollars (000)
Full and Open Competition - Sealed Bid	566	282,308
Full and Open Competition - Comp Proposal	1,356	5,259,192
Full and Open Competition - Combination	14	6,119
Architect Engineer	273	201,462
Basic Research	39	27,996
Multiple Award Schedule	458	18,242
Alternate Source/Reduced Cost	3	492
Alternate Source/Mobilization	1	-17
Alternate Source/Eng R & D	0	0
Set-aside	421	52,608
Other than Full and Open Competition	1,702	4,994,950
FULL AND OPEN COMPETITION WITH ONLY ONE BIDDER/OFFERER	336	785,095
AUTHORITY FOR OTHER THAN FULL AND OPEN COMPETITION		
Only One Source	599	1,911,675
- Follow-on Contract	43	1,081,563
- Utilities (Regulated & Telecommunications)	51	5,155
Unusual & Compelling Urgency	84	711,331
Mobilization/Essential R&D	139	2,124,508
International Agreement	1	500
Authorized by Statute	878	246,937
Authorized Resale	0	0
National Security	1	-1
Public Interest	0	0
EXTENT COMPETED		
Competed	3,337	8,286,889
Not Available for Competition	1,148	2,540,450
Follow-on to Competed Action	16	32,728
Not Competed	796	7,557,868
TYPE OF CONTRACT		
Fixed Price	2,573	744,707
Cost Reimbursement	2,456	17,625,849
Time and Material	91	11,301
Labor Hour	177	36,078
TYPE OF CONTRACTOR		
Small Disadvantaged Business	1,124	302,429
Other Small Business	1,227	203,318
Large Business	2,493	12,745,173
Sheltered Workshops	6	1,126
Educational & Nonprofit	241	2,350,816
State & Local Government	176	2,741,124
Foreign Contractor	18	73,502
Domestic Contractor Performing Outside US	12	447
WOMAN-OWNED SMALL BUSINESS	353	75,867
PREFERENCE PROGRAMS		
Directed to Sheltered Workshop	6	1,126
8 (a) Program	958	268,891
Combined LSA/SB Set-aside	7	64
Small Business Set-aside	550	83,832
Labor Surplus Area Set-aside	0	0
Tie Bid Preference	0	0
Buy Indian/Self Determination Act	0	0
No Preference Program or Not Listed	3,776	18,064,022
SUBJECT TO LABOR STATUTES		
Walsh Healy Act - Manufacturer	697	1,054,678
Walsh Healy Act - Dealer	157	13,920
Service Contract Act	758	810,391
Davis Bacon Act	531	177,288
Not Subject to Above Acts	3,154	16,361,658
PRODUCT OR SERVICE		
Supplies & Equipment	526	484,655
ADP Equipment, Purchase and Lease	393	42,195
Research & Development	610	1,644,031
Construction	563	177,933
Architect & Engineering	324	214,223
Real Property, Purchase & Lease, or Maintenance	29	4,242
ADP Services (includes Installation & Maintenance)	436	107,985
Other Services	2,416	15,742,671

FEDERAL PROCUREMENT DATA SYSTEM
DEPARTMENT OF HEALTH AND HUMAN SERVICES
Actions Reported in Summary on SF281
Fiscal Year 1993 Through Fourth Quarter

PART I - PRIME CONTRACTS							
	PROCUREMENT METHODS	Number of Actions (a)	NET DOLLAR AMOUNTS (000)				Total Dollars (f)
			Small Business Concerns (b)	Large Business Concerns (c)	Domestic Outside U.S./ Foreign (d)	Other Entities (e)	
NEW AWARDS AND MODIFICATIONS	1. Tariff or Regulated Acquisitions	0					0
	2. Contracts for Foreign Government or International Organization	0					0
	3. Small Purchases	659,587	371,915	120,874	4,239	9,575	506,603
	4. Delivery Orders - GSA Schedules Only	137,867	83,968	91,301	3	361	175,633
	5. Delivery Orders - Other Federal Schedules	16,826	6,311	22,638	0	3,712	32,661
	6. Delivery Orders - All Other	10,100	40,492	7,321	0	1,481	49,294
	7. Other Procurement Methods	204,575	56,325	10,482	0	1,541	68,348
	8. TOTAL NEW AWARDS AND MODIFICATIONS	1,028,955	558,011	252,616	4,242	16,670	832,539
COMPETITION	9. Competed	143,719	142,091	84,529	2,343	1,714	230,677
	10. Not Competed	166,009	212,668	88,047	1,417	9,786	311,918
	11. Not Available for Competition	719,227	204,252	80,040	482	5,170	289,944
MODIFICATIONS	12. TOTAL MODIFICATIONS (Excluding Line 3)	32,929					20,352

PART II - SELECTED SOCIOECONOMIC STATISTICS (Includes both new awards and modifications)					
PREFERENCE PROGRAMS			TYPE OF CONTRACTOR		
CATEGORY	Number of Actions (a)	Total net Dollars (b)	CATEGORY	Number of Actions (a)	Total net Dollars (b)
13. Small Business - Small Purchase Set-Aside	277,145	267,607	18. Small Disadvantaged Business	24,075	17,471
14. Small Business Set-Aside	25,842	29,566	19. Woman-Owned Small Business	32,303	30,505
15. Labor Surplus Area Set-Aside	22,973	23,817	20. Sheltered Workshop	56	231
16. Combined Labor Surplus/ Small Business Set-Aside	50,093	38,934			
17. 8(a) Awards	1,406	6,215			

DEPARTMENT OF HEALTH AND HUMAN SERVICES
Actions Reported Individually on SF279
Fiscal Year 1993 Through Fourth Quarter

	Actions	Dollars (000)
TOTAL	12,011	2,555,349
CICA APPLICABILITY		
Pre-CICA	12	1,806
CICA Awards	9,844	2,129,432
Small Purchases	5	18
Subject to Statute other than CICA	2,150	424,095
KIND OF CONTRACT ACTION		
Initial Letter Contract	3	878
Def. Contract Superseding Letter	1	213
New Definitive Contract	1,559	560,330
Small Purchase Procedure	14	155
Order Under IDC	1,975	269,042
Order Under BOA	6	19,377
Order /Mod Under GSA Schedule	985	66,562
Order/Mod Under VA or OPM Schedule	119	5,387
Modifications	7,345	1,633,283
Termination for Default	2	68
Termination for Convenience	2	44
SYNOPSIS OF PROCUREMENT PRIOR TO AWARD		
Synopsized Prior to Award	6,884	1,751,837
Not Synopsized Due to Urgency	48	8,406
Not Synopsized for Other Reason	5,079	795,106

FEDERAL PROCUREMENT DATA SYSTEM
DEPARTMENT OF HEALTH AND HUMAN SERVICES
 Actions Reported Individually on SF279
 Fiscal Year 1993 Through Fourth Quarter

SOLICITATION PROCEDURE	Actions	Dollars (000)
Full and Open Competition - Sealed Bid	1,069	203,550
Full and Open Competition - Comp Proposal	4,491	1,241,438
Full and Open Competition - Combination	55	3,761
Architect Engineer	268	22,170
Basic Research	6	4,786
Multiple Award Schedule	981	60,659
Alternate Source/Reduced Cost	0	0
Alternate Source/Mobilization	0	0
Alternate Source/Eng R & D	0	0
Set-aside	986	159,292
Other than Full and Open Competition	1,988	433,776
FULL AND OPEN COMPETITION WITH ONLY ONE BIDDER/OFFERER	3,054	818,361
AUTHORITY FOR OTHER THAN FULL AND OPEN COMPETITION		
Only One Source	857	193,999
- Follow-on Contract	36	23,972
- Utilities (Regulated & Telecommunications)	15	2,084
Unusual & Compelling Urgency	63	10,303
Mobilization/Essential R&D	2	778
International Agreement	1	51
Authorized by Statute	1,051	226,965
Authorized Resale	4	225
National Security	0	0
Public Interest	1	128
EXTENT COMPETED		
Competed	9,969	2,084,738
Not Available for Competition	1,669	406,904
Follow-on to Competed Action	36	21,622
Not Competed	337	42,085
TYPE OF CONTRACT		
Fixed Price	6,931	848,527
Cost Reimbursement	4,925	1,685,551
Time and Material	21	5,508
Labor Hour	134	15,763
TYPE OF CONTRACTOR		
Small Disadvantaged Business	1,548	290,401
Other Small Business	3,183	350,235
Large Business	2,909	785,705
Sheltered Workshops	35	6,327
Educational & Nonprofit	1,546	552,548
State & Local Government	2,740	554,915
Foreign Contractor	45	15,141
Domestic Contractor Performing Outside US	5	77
WOMAN-OWNED SMALL BUSINESS	632	84,037
PREFERENCE PROGRAMS		
Directed to Sheltered Workshop	16	1,987
8 (a) Program	837	203,158
Combined LSA/SB Set-aside	27	4,118
Small Business Set-aside	1,535	131,883
Labor Surplus Area Set-aside	7	352
Tie Bid Preference	1	47
Buy Indian/Self Determination Act	2,309	454,859
No Preference Program or Not Listed	7,279	1,758,582
SUBJECT TO LABOR STATUTES		
Walsh Healy Act - Manufacturer	1,322	181,216
Walsh Healy Act - Dealer	442	96,264
Service Contract Act	1,292	281,429
Davis Bacon Act	861	169,127
Not Subject to Above Acts	8,094	1,827,313
PRODUCT OR SERVICE		
Supplies & Equipment	1,143	87,163
ADP Equipment, Purchase and Lease	374	145,767
Research & Development	1,827	748,410
Construction	1,204	268,623
Architect & Engineering	312	26,904
Real Property, Purchase & Lease, or Maintenance	29	1,167
ADP Services (includes Installation & Maintenance)	706	202,866
Other Services	6,416	1,074,449

FEDERAL PROCUREMENT DATA SYSTEM
DEPARTMENT OF HOUSING AND URBAN DEVELOPMENT
Actions Reported in Summary on SF281
Fiscal Year 1993 Through Fourth Quarter

PART I - PRIME CONTRACTS							
	PROCUREMENT METHODS	Number of Actions (a)	NET DOLLAR AMOUNTS (000)				Total Dollars (f)
			Small Business Concerns (b)	Large Business Concerns (c)	Domestic Outside U.S./ Foreign (d)	Other Entities (e)	
NEW AWARDS AND MODIFICATIONS	1. Tariff or Regulated Acquisitions	0					0
	2. Contracts for Foreign Government or International Organization	0					0
	3. Small Purchases	5,737	5,425	1,222	0	273	6,920
	4. Delivery Orders - GSA Schedules Only	2,509	1,319	4,471	0	352	6,142
	5. Delivery Orders- Other Federal Schedules	329	142	1,052	0	83	1,277
	6. Delivery Orders - All Other	0	0	0	0	0	0
	7. Other Procurement Methods	0	0	0	0	0	0
	8. TOTAL NEW AWARDS AND MODIFICATIONS	8,575	6,886	6,745	0	708	14,339
COMPETITION	9. Competed	3,385	3,966	2,989	0	239	7,194
	10. Not Competed	1,488	1,259	1,002	0	349	2,610
	11. Not Available for Competition	3,702	1,661	2,754	0	120	4,535
MODIFICATIONS	12. TOTAL MODIFICATIONS (Excluding Line 3)	193					315

PART II - SELECTED SOCIOECONOMIC STATISTICS (Includes both new awards and modifications)					
PREFERENCE PROGRAMS			TYPE OF CONTRACTOR		
CATEGORY	Number of Actions (a)	Total net Dollars (b)	CATEGORY	Number of Actions (a)	Total net Dollars (b)
13. Small Business - Small Purchase Set-Aside	3,990	5,425	18. Small Disadvantaged Business	388	727
14. Small Business Set-Aside	0	0	19. Woman-Owned Small Business	293	523
15. Labor Surplus Area Set-Aside	0	0	20. Sheltered Workshop	7	4
16. Combined Labor Surplus/ Small Business Set-Aside	0	0			
17. 8(a) Awards	0	0			

DEPARTMENT OF HOUSING AND URBAN DEVELOPMENT
Actions Reported Individually on SF279
Fiscal Year 1993 Through Fourth Quarter

	Actions	Dollars (000)
TOTAL	423	182,170
CICA APPLICABILITY		
Pre-CICA	0	0
CICA Awards	423	182,170
Small Purchases	0	0
Subject to Statute other than CICA	0	0
KIND OF CONTRACT ACTION		
Initial Letter Contract	0	0
Def. Contract Superseding Letter	0	0
New Definitive Contract	35	25,729
Small Purchase Procedure	0	0
Order Under IDC	115	21,017
Order Under BOA	0	0
Order /Mod Under GSA Schedule	0	0
Order/Mod Under VA or OPM Schedule	0	0
Modifications	273	135,424
Termination for Default	0	0
Termination for Convenience	0	0
SYNOPSIS OF PROCUREMENT PRIOR TO AWARD		
Synopsized Prior to Award	91	35,521
Not Synopsized Due to Urgency	1	75
Not Synopsized for Other Reason	331	146,574

FEDERAL PROCUREMENT DATA SYSTEM
DEPARTMENT OF HOUSING AND URBAN DEVELOPMENT
 Actions Reported Individually on SF279
 Fiscal Year 1993 Through Fourth Quarter

SOLICITATION PROCEDURE	Actions	Dollars (000)
Full and Open Competition - Sealed Bid	28	3,151
Full and Open Competition - Comp Proposal	292	156,492
Full and Open Competition - Combination	0	0
Architect Engineer	0	0
Basic Research	0	0
Multiple Award Schedule	2	658
Alternate Source/Reduced Cost	0	0
Alternate Source/Mobilization	0	0
Alternate Source/Eng R & D	0	0
Set-aside	0	0
Other than Full and Open Competition	34	5,914
FULL AND OPEN COMPETITION WITH ONLY ONE BIDDER/OFFERER	67	13,955
AUTHORITY FOR OTHER THAN FULL AND OPEN COMPETITION	239	84,457
Only One Source	5	267
- Follow-on Contract	2	224
- Utilities (Regulated & Telecommunications)	1	4
Unusual & Compelling Urgency	3	6,077
Mobilization/Essential R&D	0	0
International Agreement	0	0
Authorized by Statute	59	7,611
Authorized Resale	0	0
National Security	0	0
Public Interest	0	0
EXTENT COMPETED	0	0
Competed	356	168,215
Not Available for Competition	60	7,615
Follow-on to Competed Action	2	224
Not Competed	5	6,116
TYPE OF CONTRACT		
Fixed Price	253	67,834
Cost Reimbursement	157	110,636
Time and Material	8	1,604
Labor Hour	5	2,096
TYPE OF CONTRACTOR		
Small Disadvantaged Business	86	10,872
Other Small Business	102	26,489
Large Business	212	129,341
Sheltered Workshops	0	0
Educational & Nonprofit	22	15,484
State & Local Government	1	-16
Foreign Contractor	0	0
Domestic Contractor Performing Outside US	0	0
WOMAN-OWNED SMALL BUSINESS	34	1,862
PREFERENCE PROGRAMS		
Directed to Sheltered Workshop	0	0
8 (a) Program	52	6,531
Combined LSA/SB Set-aside	9	313
Small Business Set-aside	65	7,412
Labor Surplus Area Set-aside	11	1,270
Tie Bid Preference	0	0
Buy Indian/Self Determination Act	0	0
No Preference Program or Not Listed	286	166,644
SUBJECT TO LABOR STATUTES		
Walsh Healy Act - Manufacturer	7	678
Walsh Healy Act - Dealer	6	474
Service Contract Act	84	34,699
Davis Bacon Act	21	807
Not Subject to Above Acts	305	145,512
PRODUCT OR SERVICE		
Supplies & Equipment	6	116
ADP Equipment, Purchase and Lease	0	0
Research & Development	1	70
Construction	52	2,833
Architect & Engineering	0	0
Real Property, Purchase & Lease, or Maintenance	0	0
ADP Services (includes Installation & Maintenance)	111	95,159
Other Services	253	83,992

**FEDERAL PROCUREMENT DATA SYSTEM
DEPARTMENT OF THE INTERIOR
Actions Reported in Summary on SF281
Fiscal Year 1993 Through Fourth Quarter**

PART I - PRIME CONTRACTS							
	PROCUREMENT METHODS	Number of Actions (a)	NET DOLLAR AMOUNTS (000)				
			Small Business Concerns (b)	Large Business Concerns (c)	Domestic Outside U.S./ Foreign (d)	Other Entities (e)	Total Dollars (f)
NEW AWARDS AND MODIFICATIONS	1. Tariff or Regulated Acquisitions	10,414				3,557	
	2. Contracts for Foreign Government or International Organization	59				15	
	3. Small Purchases	424,905	269,502	43,877	956	11,753	326,088
	4. Delivery Orders - GSA Schedules Only	67,800	43,191	53,047	2	969	97,209
	5. Delivery Orders- Other Federal Schedules	6,890	5,367	4,560	29	715	10,671
	6. Delivery Orders - All Other	10,315	9,105	5,722	67	1,275	16,169
	7. Other Procurement Methods	21,934	8,829	1,772	0	1,418	12,017
	8. TOTAL NEW AWARDS AND MODIFICATIONS	542,317	335,994	108,978	1,054	16,128	465,726
COMPETITION	9. Completed	193,646	188,322	58,966	497	3,625	251,775
	10. Not Completed	97,299	55,970	26,953	223	5,751	89,135
	11. Not Available for Competition	251,372	93,702	23,059	334	6,752	124,816
MODIFICATIONS	12. TOTAL MODIFICATIONS (Excluding Line 3)	14,412					6,958

PART II - SELECTED SOCIOECONOMIC STATISTICS (Includes both new awards and modifications)					
PREFERENCE PROGRAMS			TYPE OF CONTRACTOR		
CATEGORY	Number of Actions (a)	Total net Dollars (b)	CATEGORY	Number of Actions (a)	Total net Dollars (b)
13. Small Business - Small Purchase Set-Aside	294,893	208,264	18. Small Disadvantaged Business	12,717	22,706
14. Small Business Set-Aside	2,661	4,206	19. Woman-Owned Small Business	15,532	19,003
15. Labor Surplus Area Set-Aside	5,441	4,909	20. Sheltered Workshop	125	257
16. Combined Labor Surplus/ Small Business Set-Aside	26,760	13,642			
17. 8(a) Awards	305	1,112			

**DEPARTMENT OF THE INTERIOR
Actions Reported Individually on SF279
Fiscal Year 1993 Through Fourth Quarter**

	Actions	Dollars (000)
TOTAL	16,230	1,453,453
CICA APPLICABILITY		
Pre-CICA	54	7,079
CICA Awards	14,071	1,279,324
Small Purchases	446	3,795
Subject to Statute other than CICA	1,655	163,210
KIND OF CONTRACT ACTION		
Initial Letter Contract	30	5,253
Def. Contract Superseding Letter	1	2,058
New Definitive Contract	2,496	520,203
Small Purchase Procedure	346	2,880
Order Under IDC	4,882	180,330
Order Under BOA	79	6,838
Order /Mod Under GSA Schedule	469	28,355
Order/Mod Under VA or OPM Schedule	1	26
Modifications	7,909	708,412
Termination for Default	7	-132
Termination for Convenience	10	-770
SYNOPSIS OF PROCUREMENT PRIOR TO AWARD		
Synopsized Prior to Award	10,740	1,030,591
Not Synopsized Due to Urgency	104	12,040
Not Synopsized for Other Reason	5,382	410,777

FEDERAL PROCUREMENT DATA SYSTEM
DEPARTMENT OF THE INTERIOR
 Actions Reported Individually on SF279
 Fiscal Year 1993 Through Fourth Quarter

SOLICITATION PROCEDURE	Actions	Dollars (000)
Full and Open Competition - Sealed Bid	2,087	277,571
Full and Open Competition - Comp Proposal	3,214	240,251
Full and Open Competition - Combination	42	2,696
Architect Engineer	1,284	65,466
Basic Research	3	128
Multiple Award Schedule	419	20,140
Alternate Source/Reduced Cost	0	0
Alternate Source/Mobilization	1	9
Alternate Source/Eng R & D	0	0
Set-aside	4,493	424,702
Other than Full and Open Competition	2,528	248,361
FULL AND OPEN COMPETITION WITH ONLY ONE BIDDER/OFFERER	924	102,496
AUTHORITY FOR OTHER THAN FULL AND OPEN COMPETITION		
Only One Source	928	57,805
- Follow-on Contract	215	10,382
- Utilities (Regulated & Telecommunications)	61	4,027
Unusual & Compelling Urgency	159	16,692
Mobilization/Essential R&D	7	356
International Agreement	2	53
Authorized by Statute	1,429	173,346
Authorized Resale	0	0
National Security	0	0
Public Interest	3	109
EXTENT COMPETED		
Competed	12,099	1,061,684
Not Available for Competition	3,430	339,921
Follow-on to Competed Action	223	14,169
Not Competed	474	37,634
TYPE OF CONTRACT		
Fixed Price	13,853	1,195,231
Cost Reimbursement	1,877	234,390
Time and Material	130	10,593
Labor Hour	386	13,194
TYPE OF CONTRACTOR		
Small Disadvantaged Business	2,042	216,601
Other Small Business	8,109	477,660
Large Business	4,161	570,167
Sheltered Workshops	30	1,869
Educational & Nonprofit	173	19,407
State & Local Government	1,662	160,982
Foreign Contractor	40	6,409
Domestic Contractor Performing Outside US	9	313
WOMAN-OWNED SMALL BUSINESS	768	56,347
PREFERENCE PROGRAMS		
Directed to Sheltered Workshop	30	1,869
8 (a) Program	1,465	174,239
Combined LSA/SB Set-aside	588	24,596
Small Business Set-aside	2,475	105,230
Labor Surplus Area Set-aside	1,004	258,729
Tie Bid Preference	15	2,166
Buy Indian/Self Determination Act	1,549	196,001
No Preference Program or Not Listed	9,100	690,578
SUBJECT TO LABOR STATUTES		
Walsh Healy Act - Manufacturer	2,121	107,107
Walsh Healy Act - Dealer	1,169	63,758
Service Contract Act	4,122	258,186
Davis Bacon Act	3,408	665,449
Not Subject to Above Acts	5,406	358,908
PRODUCT OR SERVICE		
Supplies & Equipment	1,557	124,659
ADP Equipment, Purchase and Lease	1,325	47,442
Research & Development	101	6,650
Construction	3,439	657,212
Architect & Engineering	1,492	77,258
Real Property, Purchase & Lease, or Maintenance	302	20,389
ADP Services (includes Installation & Maintenance)	1,054	80,769
Other Services	6,960	439,074

**FEDERAL PROCUREMENT DATA SYSTEM
DEPARTMENT OF JUSTICE
Actions Reported in Summary on SF281
Fiscal Year 1993 Through Fourth Quarter**

PART I - PRIME CONTRACTS							
	PROCUREMENT METHODS	Number of Actions (a)	NET DOLLAR AMOUNTS (000)				Total Dollars (f)
			Small Business Concerns (b)	Large Business Concerns (c)	Domestic Outside U.S./ Foreign (d)	Other Entities (e)	
NEW AWARDS AND MODIFICATIONS	1. Tariff or Regulated Acquisitions	5,659					3,902
	2. Contracts for Foreign Government or International Organization	0					0
	3. Small Purchases	450,879	325,213	73,463	67	11,694	410,437
	4. Delivery Orders - GSA Schedules Only	63,075	45,340	55,293	48	1,688	102,369
	5. Delivery Orders- Other Federal Schedules	14,796	11,291	14,650	57	911	26,909
	6. Delivery Orders - All Other	14,954	14,078	33,953	103	5,675	53,809
	7. Other Procurement Methods	116,017	34,859	2,019	1	10,029	46,908
	8. TOTAL NEW AWARDS AND MODIFICATIONS	665,380	430,781	179,378	276	29,997	644,334
COMPETITION	9. Competed	165,526	198,060	84,597	86	7,087	291,027
	10. Not Competed	71,142	49,221	27,349	73	3,048	80,009
	11. Not Available for Competition	428,712	183,500	67,432	117	19,862	273,298
MODIFICATIONS	12. TOTAL MODIFICATIONS (Excluding Line 3)	16,809					6,315

PART II - SELECTED SOCIOECONOMIC STATISTICS (Includes both new awards and modifications)					
CATEGORY	PREFERENCE PROGRAMS		CATEGORY	TYPE OF CONTRACTOR	
	Number of Actions (a)	Total net Dollars (b)		Number of Actions (a)	Total net Dollars (b)
13. Small Business - Small Purchase Set-Aside	358,740	298,115	18. Small Disadvantaged Business	4,829	5,858
14. Small Business Set-Aside	12,183	11,407	19. Woman-Owned Small Business	12,174	12,258
15. Labor Surplus Area Set-Aside	2,866	2,811	20. Sheltered Workshop	149	197
16. Combined Labor Surplus/ Small Business Set-Aside	4,511	2,710			
17. 8(a) Awards	644	649			

**DEPARTMENT OF JUSTICE
Actions Reported Individually on SF279
Fiscal Year 1993 Through Fourth Quarter**

	Actions	Dollars (000)
TOTAL	12,229	1,550,721
CICA APPLICABILITY		
Pre-CICA	8	1,224
CICA Awards	12,154	1,548,296
Small Purchases	0	0
Subject to Statute other than CICA	67	1,201
KIND OF CONTRACT ACTION		
Initial Letter Contract	18	7,529
Def. Contract Superseding Letter	15	10,226
New Definitive Contract	915	751,199
Small Purchase Procedure	0	0
Order Under IDC	7,752	409,287
Order Under BOA	22	864
Order /Mod Under GSA Schedule	717	50,609
Order/Mod Under VA or OPM Schedule	16	842
Modifications	2,771	320,220
Termination for Default	1	-17
Termination for Convenience	2	-38
SYNOPSIS OF PROCUREMENT PRIOR TO AWARD		
Synopsized Prior to Award	10,466	1,353,155
Not Synopsized Due to Urgency	176	33,962
Not Synopsized for Other Reason	1,587	163,604

FEDERAL PROCUREMENT DATA SYSTEM
DEPARTMENT OF JUSTICE
 Actions Reported Individually on SF279
 Fiscal Year 1993 Through Fourth Quarter

SOLICITATION PROCEDURE	Actions	Dollars (000)
Full and Open Competition - Sealed Bid	3,790	569,604
Full and Open Competition - Comp Proposal	6,198	671,311
Full and Open Competition - Combination	8	1,345
Architect Engineer	189	35,519
Basic Research	0	0
Multiple Award Schedule	638	46,117
Alternate Source/Reduced Cost	0	0
Alternate Source/Mobilization	3	70
Alternate Source/Eng R & D	1	25
Set-aside	205	25,804
Other than Full and Open Competition	1,122	198,501
FULL AND OPEN COMPETITION WITH ONLY ONE BIDDER/OFFERER	877	162,155
AUTHORITY FOR OTHER THAN FULL AND OPEN COMPETITION		
Only One Source	320	65,313
- Follow-on Contract	7	1,826
- Utilities (Regulated & Telecommunications)	35	9,997
Unusual & Compelling Urgency	241	42,290
Mobilization/Essential R&D	0	0
International Agreement	0	0
Authorized by Statute	561	90,898
Authorized Resale	0	0
National Security	0	0
Public Interest	0	0
EXTENT COMPLETED		
Completed	11,254	1,382,738
Not Available for Competition	644	114,408
Follow-on to Completed Action	1	2,326
Not Completed	330	51,249
TYPE OF CONTRACT		
Fixed Price	11,166	1,308,004
Cost Reimbursement	110	94,200
Time and Material	899	137,241
Labor Hour	54	11,276
TYPE OF CONTRACTOR		
Small Disadvantaged Business	949	137,193
Other Small Business	3,619	271,462
Large Business	7,427	1,061,007
Sheltered Workshops	5	1,177
Educational & Nonprofit	176	62,919
State & Local Government	27	6,154
Foreign Contractor	7	9,954
Domestic Contractor Performing Outside US	19	855
WOMAN-OWNED SMALL BUSINESS	618	46,455
PREFERENCE PROGRAMS		
Directed to Sheltered Workshop	4	1,139
8 (a) Program	679	117,213
Combined LSA/SB Set-aside	9	1,345
Small Business Set-aside	610	33,439
Labor Surplus Area Set-aside	13	339
Tie Bid Preference	0	0
Buy Indian/Self Determination Act	0	0
No Preference Program or Not Listed	10,914	1,397,246
SUBJECT TO LABOR STATUTES		
Walsh Healy Act - Manufacturer	4,996	216,222
Walsh Healy Act - Dealer	1,665	112,348
Service Contract Act	3,551	526,876
Davis Bacon Act	742	464,892
Not Subject to Above Acts	1,275	230,383
PRODUCT OR SERVICE		
Supplies & Equipment	5,973	251,506
ADP Equipment, Purchase and Lease	907	94,858
Research & Development	3	314
Construction	692	455,297
Architect & Engineering	279	39,084
Real Property, Purchase & Lease, or Maintenance	86	11,442
ADP Services (includes Installation & Maintenance)	873	212,290
Other Services	3,416	485,930

**FEDERAL PROCUREMENT DATA SYSTEM
DEPARTMENT OF LABOR
Actions Reported in Summary on SF281
Fiscal Year 1993 Through Fourth Quarter**

PART I - PRIME CONTRACTS							
	PROCUREMENT METHODS	Number of Actions (a)	NET DOLLAR AMOUNTS (000)				Total Dollars (f)
			Small Business Concerns (b)	Large Business Concerns (c)	Domestic Outside U.S./ Foreign (d)	Other Entities (e)	
NEW AWARDS AND MODIFICATIONS	1. Tariff or Regulated Acquisitions	2					38
	2. Contracts for Foreign Government or International Organization	0					0
	3. Small Purchases	16,586	19,430	4,367	89	895	24,781
	4. Delivery Orders - GSA Schedules Only	6,091	4,688	6,643	61	58	11,450
	5. Delivery Orders - Other Federal Schedules	255	47	12	0	403	462
	6. Delivery Orders - All Other	0	0	0	0	0	0
	7. Other Procurement Methods	214	51	61	0	131	243
	8. TOTAL NEW AWARDS AND MODIFICATIONS	23,148	24,218	11,083	150	1,487	36,974
COMPETITION	9. Competed	8,766	9,066	7,014	95	397	16,572
	10. Not Competed	2,907	11,308	2,777	48	696	14,829
	11. Not Available for Competition	11,475	3,842	1,292	7	394	5,573
MODIFICATIONS	12. TOTAL MODIFICATIONS (Excluding Line 3)	1,310					1,252

PART II - SELECTED SOCIOECONOMIC STATISTICS (Includes both new awards and modifications)					
PREFERENCE PROGRAMS			TYPE OF CONTRACTOR		
CATEGORY	Number of Actions (a)	Total net Dollars (b)	CATEGORY	Number of Actions (a)	Total net Dollars (b)
13. Small Business - Small Purchase Set-Aside	10,113	17,575	18. Small Disadvantaged Business	1,838	2,621
14. Small Business Set-Aside	37	34	19. Woman-Owned Small Business	832	1,272
15. Labor Surplus Area Set-Aside	947	1,357	20. Sheltered Workshop	36	106
16. Combined Labor Surplus/ Small Business Set-Aside	1,506	1,117			
17. 8(a) Awards	5	44			

**DEPARTMENT OF LABOR
Actions Reported Individually on SF279
Fiscal Year 1993 Through Fourth Quarter**

	Actions	Dollars (000)
TOTAL		
CICA APPLICABILITY	1,623	774,872
Pre-CICA	0	0
CICA Awards	1,623	774,872
Small Purchases	0	0
Subject to Statute other than CICA	0	0
KIND OF CONTRACT ACTION		
Initial Letter Contract	1	98
Def. Contract Superseding Letter	0	0
New Definitive Contract	128	113,413
Small Purchase Procedure	0	0
Order Under IDC	6	503
Order Under BOA	4	319
Order /Mod Under GSA Schedule	88	4,259
Order/Mod Under VA or OPM Schedule	0	0
Modifications	1,396	656,280
Termination for Default	0	0
Termination for Convenience	0	0
SYNOPSIS OF PROCUREMENT PRIOR TO AWARD		
Synopsized Prior to Award	1,190	710,467
Not Synopsized Due to Urgency	10	362
Not Synopsized for Other Reason	423	64,043

FEDERAL PROCUREMENT DATA SYSTEM
DEPARTMENT OF LABOR
Actions Reported Individually on SF279
Fiscal Year 1993 Through Fourth Quarter

SOLICITATION PROCEDURE	Actions	Dollars (000)
Full and Open Competition - Sealed Bid	57	5,643
Full and Open Competition - Comp Proposal	795	590,546
Full and Open Competition - Combination	1	-369
Architect Engineer	58	3,218
Basic Research	0	0
Multiple Award Schedule	76	3,826
Alternate Source/Reduced Cost	0	0
Alternate Source/Mobilization	0	0
Alternate Source/Eng R & D	0	0
Set-aside	259	62,890
Other than Full and Open Competition	377	109,118
FULL AND OPEN COMPETITION WITH ONLY ONE BIDDER/OFFERER	188	189,745
AUTHORITY FOR OTHER THAN FULL AND OPEN COMPETITION		
Only One Source	75	47,328
- Follow-on Contract	0	0
- Utilities (Regulated & Telecommunications)	3	526
Unusual & Compelling Urgency	10	362
Mobilization/Essential R&D	0	0
International Agreement	0	0
Authorized by Statute	291	61,398
Authorized Resale	1	30
National Security	0	0
Public Interest	0	0
EXTENT COMPLETED		
Completed	1,246	665,754
Not Available for Competition	295	61,954
Follow-on to Completed Action	0	0
Not Completed	82	47,164
TYPE OF CONTRACT		
Fixed Price	698	119,220
Cost Reimbursement	600	604,521
Time and Material	14	2,800
Labor Hour	311	48,331
TYPE OF CONTRACTOR		
Small Disadvantaged Business	351	102,105
Other Small Business	407	82,167
Large Business	621	410,005
Sheltered Workshops	0	0
Educational & Nonprofit	128	140,321
State & Local Government	115	40,237
Foreign Contractor	0	0
Domestic Contractor Performing Outside US	1	37
WOMAN-OWNED SMALL BUSINESS	97	24,332
PREFERENCE PROGRAMS		
Directed to Sheltered Workshop	0	0
8 (a) Program	192	23,921
Combined LSA/SB Set-aside	11	1,086
Small Business Set-aside	330	67,194
Labor Surplus Area Set-aside	100	101,907
Tie Bid Preference	0	0
Buy Indian/Self Determination Act	1	182
No Preference Program or Not Listed	989	580,582
SUBJECT TO LABOR STATUTES		
Walsh Healy Act - Manufacturer	104	7,075
Walsh Healy Act - Dealer	110	11,136
Service Contract Act	553	147,166
Davis Bacon Act	245	216,922
Not Subject to Above Acts	611	392,573
PRODUCT OR SERVICE		
Supplies & Equipment	85	5,354
ADP Equipment, Purchase and Lease	145	17,655
Research & Development	29	5,133
Construction	45	43,722
Architect & Engineering	78	4,611
Real Property, Purchase & Lease, or Maintenance	31	3,488
ADP Services (includes Installation & Maintenance)	163	33,948
Other Services	1,047	660,961

**FEDERAL PROCUREMENT DATA SYSTEM
DEPARTMENT OF STATE
Actions Reported in Summary on SF281
Fiscal Year 1993 Through Fourth Quarter**

PART I - PRIME CONTRACTS							
	PROCUREMENT METHODS	Number of Actions (a)	NET DOLLAR AMOUNTS (000)				Total Dollars (f)
			Small Business Concerns (b)	Large Business Concerns (c)	Domestic Outside U.S./ Foreign (d)	Other Entities (e)	
NEW AWARDS AND MODIFICATIONS	1. Tariff or Regulated Acquisitions	0					0
	2. Contracts for Foreign Government or International Organization	0					0
	3. Small Purchases	121,341	35,345	50,562	211,200	534	297,641
	4. Delivery Orders - GSA Schedules Only	2,994	5,867	10,411	0	31	16,309
	5. Delivery Orders- Other Federal Schedules	242	745	340	0	20	1,105
	6. Delivery Orders - All Other	2,436	4,132	9,458	28	171	13,789
	7. Other Procurement Methods	4,376	7,817	610	15	32	8,474
	8. TOTAL NEW AWARDS AND MODIFICATIONS	131,389	53,906	71,381	211,243	788	337,318
COMPETITION	9. Competed	65,936	31,468	54,662	157,077	382	243,589
	10. Not Competed	19,854	9,806	10,050	21,300	203	41,359
	11. Not Available for Competition	45,599	12,632	6,669	32,866	203	52,370
MODIFICATIONS	12. TOTAL MODIFICATIONS (Excluding Line 3)	1,539					891

PART II - SELECTED SOCIOECONOMIC STATISTICS (Includes both new awards and modifications)					
PREFERENCE PROGRAMS			TYPE OF CONTRACTOR		
CATEGORY	Number of Actions (a)	Total net Dollars (b)	CATEGORY	Number of Actions (a)	Total net Dollars (b)
13. Small Business - Small Purchase Set-Aside	3,511	11,446	18. Small Disadvantaged Business	886	2,418
14. Small Business Set-Aside	1,691	6,911	19. Woman-Owned Small Business	1,253	4,419
15. Labor Surplus Area Set-Aside	0	0	20. Sheltered Workshop	15	9
16. Combined Labor Surplus/ Small Business Set-Aside	6	8			
17. 8(a) Awards	261	1,267			

**DEPARTMENT OF STATE
Actions Reported Individually on SF279
Fiscal Year 1993 Through Fourth Quarter**

	Actions	Dollars (000)
TOTAL	4,049	668,932
CICA APPLICABILITY		
Pre-CICA	33	25,923
CICA Awards	3,670	598,580
Small Purchases	1	32
Subject to Statute other than CICA	345	44,417
KIND OF CONTRACT ACTION		
Initial Letter Contract	7	2,851
Def. Contract Superseding Letter	1	100
New Definitive Contract	1,018	230,526
Small Purchase Procedure	0	0
Order Under IDC	1,220	135,021
Order Under BOA	0	0
Order /Mod Under GSA Schedule	456	23,780
Order/Mod Under VA or OPM Schedule	2	84
Modifications	1,345	276,570
Termination for Default	0	0
Termination for Convenience	0	0
SYNOPSIS OF PROCUREMENT PRIOR TO AWARD		
Synopsized Prior to Award	2,050	423,026
Not Synopsized Due to Urgency	229	25,024
Not Synopsized for Other Reason	1,769	220,776

**FEDERAL PROCUREMENT DATA SYSTEM
DEPARTMENT OF STATE
Actions Reported Individually on SF279
Fiscal Year 1993 Through Fourth Quarter**

SOLICITATION PROCEDURE	Actions	Dollars (000)
Full and Open Competition - Sealed Bid	949	186,577
Full and Open Competition - Comp Proposal	1,298	198,460
Full and Open Competition - Combination	6	679
Architect Engineer	77	7,703
Basic Research	0	0
Multiple Award Schedule	367	21,404
Alternate Source/Reduced Cost	0	0
Alternate Source/Mobilization	17	1,396
Alternate Source/Eng R & D	0	0
Set-aside	25	14,793
Other than Full and Open Competition	931	167,548
FULL AND OPEN COMPETITION WITH ONLY ONE BIDDER/OFFERER	198	25,620
AUTHORITY FOR OTHER THAN FULL AND OPEN COMPETITION		
Only One Source	171	14,223
- Follow-on Contract	24	1,136
- Utilities (Regulated & Telecommunications)	0	0
Unusual & Compelling Urgency	332	46,282
Mobilization/Essential R&D	1	40
International Agreement	9	7,972
Authorized by Statute	374	90,381
Authorized Resale	30	3,656
National Security	14	4,994
Public Interest	0	0
EXTENT COMPETED		
Competed	3,253	503,986
Not Available for Competition	527	142,218
Follow-on to Competed Action	36	1,863
Not Competed	233	20,865
TYPE OF CONTRACT		
Fixed Price	2,902	440,570
Cost Reimbursement	127	84,499
Time and Material	83	23,582
Labor Hour	937	120,281
TYPE OF CONTRACTOR		
Small Disadvantaged Business	494	116,654
Other Small Business	959	112,521
Large Business	1,398	297,634
Sheltered Workshops	4	-565
Educational & Nonprofit	13	20,006
State & Local Government	0	0
Foreign Contractor	1,071	106,387
Domestic Contractor Performing Outside US	110	16,295
WOMAN-OWNED SMALL BUSINESS	186	17,452
PREFERENCE PROGRAMS		
Directed to Sheltered Workshop	1	-867
& (a) Program	374	88,280
Combined LSA/SB Set-aside	1	252
Small Business Set-aside	198	37,372
Labor Surplus Area Set-aside	3	289
Tie Bid Preference	0	0
Buy Indian/Self Determination Act	0	0
No Preference Program or Not Listed	3,472	543,606
SUBJECT TO LABOR STATUTES		
Walsh Healy Act - Manufacturer	991	83,469
Walsh Healy Act - Dealer	144	13,617
Service Contract Act	476	128,587
Davis Bacon Act	3	1,022
Not Subject to Above Acts	2,435	442,237
PRODUCT OR SERVICE		
Supplies & Equipment	1,024	80,026
ADP Equipment, Purchase and Lease	509	54,405
Research & Development	1	40
Construction	183	117,511
Architect & Engineering	146	27,734
Real Property, Purchase & Lease, or Maintenance	20	7,890
ADP Services (includes Installation & Maintenance)	381	64,525
Other Services	1,785	316,801

**FEDERAL PROCUREMENT DATA SYSTEM
DEPARTMENT OF TRANSPORTATION
Actions Reported in Summary on SF281
Fiscal Year 1993 Through Fourth Quarter**

PART I - PRIME CONTRACTS							
PROCUREMENT METHODS	Number of Actions (a)	NET DOLLAR AMOUNTS (000)				Total Dollars (f)	
		Small Business Concerns (b)	Large Business Concerns (c)	Domestic Outside U.S./ Foreign (d)	Other Entities (e)		
1. Tariff or Regulated Acquisitions	160					340	
2. Contracts for Foreign Government or International Organization	63					103	
3. Small Purchases	186,351	237,051	88,013	1,037	6,257	332,358	
4. Delivery Orders - GSA Schedules Only	25,220	25,448	36,638	121	1,343	63,550	
5. Delivery Orders- Other Federal Schedules	3,170	2,793	5,097	562	613	9,065	
6. Delivery Orders - All Other	11,284	8,662	32,069	221	1,203	42,155	
7. Other Procurement Methods	6,850	4,757	2,438	18	1,554	8,767	
8. TOTAL NEW AWARDS AND MODIFICATIONS	233,098	278,711	184,255	1,859	10,970	456,338	
COMPETITION	9. Competed	93,061	151,557	80,242	1,193	3,258	236,250
	10. Not Competed	67,659	82,317	63,168	436	4,517	150,438
	11. Not Available for Competition	72,378	44,837	20,845	330	3,195	69,650
MODIFICATIONS	12. TOTAL MODIFICATIONS (Excluding Line 3)	6,287				2,806	

PART II - SELECTED SOCIOECONOMIC STATISTICS (Includes both new awards and modifications)					
PREFERENCE PROGRAMS			TYPE OF CONTRACTOR		
CATEGORY	Number of Actions (a)	Total net Dollars (b)	CATEGORY	Number of Actions (a)	Total net Dollars (b)
13. Small Business - Small Purchase Set-Aside	104,120	168,412	18. Small Disadvantaged Business	5,946	16,308
14. Small Business Set-Aside	23,127	44,361	19. Woman-Owned Small Business	8,019	25,847
15. Labor Surplus Area Set-Aside	49	118	20. Sheltered Workshop	117	308
16. Combined Labor Surplus/ Small Business Set-Aside	228	455			
17. 8(a) Awards	630	5,002			

**DEPARTMENT OF TRANSPORTATION
Actions Reported Individually on SF279
Fiscal Year 1993 Through Fourth Quarter**

	Actions	Dollars (000)
TOTAL	12,885	2,938,430
CICA APPLICABILITY		
Pre-CICA	28	46,946
CICA Awards	12,467	2,872,271
Small Purchases	324	3,287
Subject to Statute other than CICA	66	15,926
KIND OF CONTRACT ACTION		
Initial Letter Contract	27	12,748
Def. Contract Superseding Letter	0	0
New Definitive Contract	1,845	1,167,437
Small Purchase Procedure	288	3,184
Order Under IDC	2,500	385,654
Order Under BOA	79	9,122
Order /Mod Under GSA Schedule	387	23,512
Order/Mod Under VA or OPM Schedule	4	251
Modifications	7,755	1,336,522
Termination for Default	0	0
Termination for Convenience	0	0
SYNOPSIS OF PROCUREMENT PRIOR TO AWARD		
Synopsized Prior to Award	9,362	2,124,135
Not Synopsized Due to Urgency	249	33,466
Not Synopsized for Other Reason	3,274	780,829

FEDERAL PROCUREMENT DATA SYSTEM
DEPARTMENT OF TRANSPORTATION
 Actions Reported Individually on SF279
 Fiscal Year 1993 Through Fourth Quarter

SOLICITATION PROCEDURE	Actions	Dollars (000)
Full and Open Competition - Sealed Bid	5,178	1,085,117
Full and Open Competition - Comp Proposal	2,394	945,780
Full and Open Competition - Combination	31	5,829
Architect Engineer	965	66,635
Basic Research	4	579
Multiple Award Schedule	346	22,389
Alternate Source/Reduced Cost	2	168
Alternate Source/Mobilization	0	0
Alternate Source/Eng R & D	1	183
Set-aside	447	81,117
Other than Full and Open Competition	3,099	664,474
FULL AND OPEN COMPETITION WITH ONLY ONE BIDDER/OFFERER	1,762	271,244
AUTHORITY FOR OTHER THAN FULL AND OPEN COMPETITION		
Only One Source	812	240,536
- Follow-on Contract	46	34,717
- Utilities (Regulated & Telecommunications)	2	96
Unusual & Compelling Urgency	293	47,019
Mobilization/Essential R&D	12	9,572
International Agreement	4	106
Authorized by Statute	1,975	366,881
Authorized Resale	2	235
National Security	0	0
Public Interest	1	125
EXTENT COMPETED		
Competed	9,776	2,264,628
Not Available for Competition	2,276	438,716
Follow-on to Competed Action	40	7,633
Not Competed	793	227,453
TYPE OF CONTRACT		
Fixed Price	10,138	1,911,295
Cost Reimbursement	1,974	796,252
Time and Material	509	84,007
Labor Hour	264	146,876
TYPE OF CONTRACTOR		
Small Disadvantaged Business	2,241	417,293
Other Small Business	6,291	796,402
Large Business	3,969	1,446,958
Sheltered Workshops	9	755
Educational & Nonprofit	232	54,256
State & Local Government	69	12,465
Foreign Contractor	67	209,659
Domestic Contractor Performing Outside US	7	642
WOMAN-OWNED SMALL BUSINESS	671	91,450
PREFERENCE PROGRAMS		
Directed to Sheltered Workshop	9	755
8 (a) Program	1,709	354,780
Combined LSA/SB Set-aside	49	2,356
Small Business Set-aside	1,043	83,141
Labor Surplus Area Set-aside	203	51,050
Tie Bid Preference	0	0
Buy Indian/Self Determination Act	2	30
No Preference Program or Not Listed	9,870	2,446,318
SUBJECT TO LABOR STATUTES		
Walsh Healy Act - Manufacturer	1,582	399,589
Walsh Healy Act - Dealer	2,120	283,516
Service Contract Act	2,161	357,876
Davis Bacon Act	2,472	446,708
Not Subject to Above Acts	4,550	1,450,741
PRODUCT OR SERVICE		
Supplies & Equipment	1,258	744,361
ADP Equipment, Purchase and Lease	548	312,981
Research & Development	1,207	221,680
Construction	2,608	481,992
Architect & Engineering	1,149	87,917
Real Property, Purchase & Lease, or Maintenance	17	3,831
ADP Services (includes Installation & Maintenance)	492	158,423
Other Services	5,606	927,245

**FEDERAL PROCUREMENT DATA SYSTEM
DEPARTMENT OF THE TREASURY
Actions Reported in Summary on SF281
Fiscal Year 1993 Through Fourth Quarter**

PART I - PRIME CONTRACTS							
	PROCUREMENT METHODS	Number of Actions (a)	NET DOLLAR AMOUNTS (000)				
			Small Business Concerns (b)	Large Business Concerns (c)	Domestic Outside U.S./ Foreign (d)	Other Entities (e)	Total Dollars (f)
NEW AWARDS AND MODIFICATIONS	1. Tariff or Regulated Acquisitions	0				0	
	2. Contracts for Foreign Government or International Organization	0				0	
	3. Small Purchases	139,653	140,690	45,827	127	1,504	188,148
	4. Delivery Orders - GSA Schedules Only	44,093	29,011	46,166	0	1,663	76,840
	5. Delivery Orders- Other Federal Schedules	255	1,088	1,634	0	40	2,762
	6. Delivery Orders - All Other	145	432	250	0	18	700
	7. Other Procurement Methods	518	1,759	1,669	0	508	3,936
	8. TOTAL NEW AWARDS AND MODIFICATIONS	184,664	172,980	65,546	127	3,733	272,386
COMPETITION	9. Competed	65,269	94,495	54,049	24	1,857	150,425
	10. Not Competed	26,250	35,219	17,379	80	817	53,495
	11. Not Available for Competition	93,145	43,266	24,118	23	1,059	68,466
MODIFICATIONS	12. TOTAL MODIFICATIONS (Excluding Line 3)	53,481					67,002

PART II - SELECTED SOCIOECONOMIC STATISTICS (Includes both new awards and modifications)					
PREFERENCE PROGRAMS			TYPE OF CONTRACTOR		
CATEGORY	Number of Actions (a)	Total net Dollars (b)	CATEGORY	Number of Actions (a)	Total net Dollars (b)
13. Small Business - Small Purchase Set-Aside	75,879	95,702	18. Small Disadvantaged Business	3,389	9,229
14. Small Business Set-Aside	14	48	19. Woman-Owned Small Business	9,247	19,480
15. Labor Surplus Area Set-Aside	2,628	5,242	20. Sheltered Workshop	17	165
16. Combined Labor Surplus/ Small Business Set-Aside	15,543	18,220			
17. 8(a) Awards	135	1,064			

**DEPARTMENT OF THE TREASURY
Actions Reported Individually on SF279
Fiscal Year 1993 Through Fourth Quarter**

	Actions	Dollars (000)
TOTAL	8,804	1,802,028
CICA APPLICABILITY		
Pre-CICA	130	64,893
CICA Awards	9,470	1,715,738
Small Purchases	0	0
Subject to Statute other than CICA	171	17,250
KIND OF CONTRACT ACTION		
Initial Letter Contract	22	5,729
Def. Contract Superseding Letter	3	3,831
New Definitive Contract	648	221,468
Small Purchase Procedure	0	0
Order Under IDC	4,861	745,319
Order Under BOA	214	271,158
Order /Mod Under GSA Schedule	996	67,083
Order/Mod Under VA or OPM Schedule	8	1,247
Modifications	3,027	486,878
Termination for Default	1	-99
Termination for Convenience	24	-586
SYNOPSIS OF PROCUREMENT PRIOR TO AWARD		
Synopsized Prior to Award	921	274,375
Not Synopsized Due to Urgency	144	8,071
Not Synopsized for Other Reason	8,706	1,515,435

FEDERAL PROCUREMENT DATA SYSTEM
DEPARTMENT OF THE TREASURY
 Actions Reported Individually on SF279
 Fiscal Year 1993 Through Fourth Quarter

SOLICITATION PROCEDURE	Actions	Dollars (000)
Full and Open Competition - Sealed Bid	547	377,928
Full and Open Competition - Comp Proposal	4,853	800,829
Full and Open Competition - Combination	4	233
Architect Engineer	55	7,155
Basic Research	0	0
Multiple Award Schedule	782	51,972
Alternate Source/Reduced Cost	0	0
Alternate Source/Mobilization	0	0
Alternate Source/Eng R & D	0	0
Set-aside	0	0
Other than Full and Open Competition	1,098	95,564
FULL AND OPEN COMPETITION WITH ONLY ONE BIDDER/OFFERER	2,137	383,037
AUTHORITY FOR OTHER THAN FULL AND OPEN COMPETITION	365	163,781
Only One Source	885	176,024
- Follow-on Contract	0	0
- Utilities (Regulated & Telecommunications)	101	24,687
Unusual & Compelling Urgency	291	15,029
Mobilization/Essential R&D	0	0
International Agreement	7	1,001
Authorized by Statute	954	190,983
Authorized Resale	0	0
National Security	0	0
Public Interest	0	0
EXTENT COMPETED		
Competed	7,601	1,408,512
Not Available for Competition	1,149	225,057
Follow-on to Competed Action	0	0
Not Competed	1,021	164,312
TYPE OF CONTRACT		
Fixed Price	8,858	1,609,593
Cost Reimbursement	331	134,168
Time and Material	47	3,944
Labor Hour	535	50,176
TYPE OF CONTRACTOR		
Small Disadvantaged Business	1,084	205,345
Other Small Business	3,950	250,018
Large Business	4,594	1,315,582
Sheltered Workshops	43	7,865
Educational & Nonprofit	41	8,945
State & Local Government	15	2,519
Foreign Contractor	24	6,663
Domestic Contractor Performing Outside US	20	944
WOMAN-OWNED SMALL BUSINESS	510	53,250
PREFERENCE PROGRAMS		
Directed to Sheltered Workshop	39	4,775
8 (a) Program	840	178,686
Combined LSA/SB Set-aside	70	9,225
Small Business Set-aside	993	84,784
Labor Surplus Area Set-aside	40	1,919
Tie Bid Preference	0	0
Buy Indian/Self Determination Act	0	0
No Preference Program or Not Listed	7,789	1,518,492
SUBJECT TO LABOR STATUTES		
Walsh Healy Act - Manufacturer	2,740	537,032
Walsh Healy Act - Dealer	3,069	517,544
Service Contract Act	1,380	329,979
Davis Bacon Act	254	21,701
Not Subject to Above Acts	2,328	391,625
PRODUCT OR SERVICE		
Supplies & Equipment	2,326	672,300
ADP Equipment, Purchase and Lease	3,251	450,534
Research & Development	12	6,838
Construction	272	28,077
Architect & Engineering	94	7,997
Real Property, Purchase & Lease, or Maintenance	48	2,773
ADP Services (includes Installation & Maintenance)	1,433	320,749
Other Services	2,368	312,760

**FEDERAL PROCUREMENT DATA SYSTEM
DEPARTMENT OF VETERANS AFFAIRS
Actions Reported in Summary on SF281
Fiscal Year 1993 Through Fourth Quarter**

PART I - PRIME CONTRACTS							
	PROCUREMENT METHODS	Number of Actions (a)	NET DOLLAR AMOUNTS (000)				
			Small Business Concerns (b)	Large Business Concerns (c)	Domestic Outside U.S./ Foreign (d)	Other Entities (e)	Total Dollars (f)
NEW AWARDS AND MODIFICATIONS	1. Tariff or Regulated Acquisitions	9,501				33,621	
	2. Contracts for Foreign Government or International Organization	7,231				1,223	
	3. Small Purchases	1,326,611	517,840	391,627	315	20,487	930,269
	4. Delivery Orders - GSA Schedules Only	128,544	89,587	100,247	71	1,240	191,145
	5. Delivery Orders- Other Federal Schedules	516,401	129,762	516,393	56	2,163	648,374
	6. Delivery Orders - All Other	70,859	52,415	49,681	77	2,215	104,388
	7. Other Procurement Methods	40,586	16,435	8,527	4	3,062	28,028
	8. TOTAL NEW AWARDS AND MODIFICATIONS	2,089,733	806,039	1,066,475	523	29,167	1,937,048
COMPETITION	9. Competed	844,594	406,340	740,384	176	5,917	1,152,817
	10. Not Competed	40,474	40,900	57,564	80	5,847	104,391
	11. Not Available for Competition	1,214,665	358,799	268,527	267	17,403	679,840
MODIFICATIONS	12. TOTAL MODIFICATIONS (Excluding Line 3)	285				640	

PART II - SELECTED SOCIOECONOMIC STATISTICS (Includes both new awards and modifications)					
CATEGORY	PREFERENCE PROGRAMS		TYPE OF CONTRACTOR		
	Number of Actions (a)	Total net Dollars (b)	CATEGORY	Number of Actions (a)	Total net Dollars (b)
13. Small Business - Small Purchase Set-Aside	441,900	205,230	18. Small Disadvantaged Business	37,577	31,187
14. Small Business Set-Aside	93,343	130,377	19. Woman-Owned Small Business	63,312	44,067
15. Labor Surplus Area Set-Aside	260,029	242,238	20. Sheltered Workshop	951	1,595
16. Combined Labor Surplus/ Small Business Set-Aside	0	0			
17. 8(a) Awards	1,489	2,744			

**DEPARTMENT OF VETERANS AFFAIRS
Actions Reported Individually on SF279
Fiscal Year 1993 Through Fourth Quarter**

	Actions	Dollars (000)
TOTAL	40,066	2,225,919
CICA APPLICABILITY		
Pre-CICA	280	22,104
CICA Awards	39,213	2,192,039
Small Purchases	342	2,494
Subject to Statute other than CICA	226	9,189
KIND OF CONTRACT ACTION		
Initial Letter Contract	119	13,380
Def. Contract Superseding Letter	3	61
New Definitive Contract	5,098	920,652
Small Purchase Procedure	356	2,526
Order Under IDC	27,529	998,220
Order Under BOA	4	684
Order /Mod Under GSA Schedule	1,608	93,870
Order/Mod Under VA or OPM Schedule	2,079	117,307
Modifications	3,267	79,610
Termination for Default	1	-10
Termination for Convenience	2	-381
SYNOPSIS OF PROCUREMENT PRIOR TO AWARD		
Synopsized Prior to Award	20,028	1,502,647
Not Synopsized Due to Urgency	417	9,578
Not Synopsized for Other Reason	19,616	713,601

FEDERAL PROCUREMENT DATA SYSTEM
DEPARTMENT OF VETERANS AFFAIRS
 Actions Reported Individually on SF279
 Fiscal Year 1993 Through Fourth Quarter

SOLICITATION PROCEDURE	Actions	Dollars (000)
Full and Open Competition - Sealed Bid	7,698	467,981
Full and Open Competition - Comp Proposal	8,346	683,624
Full and Open Competition - Combination	180	12,843
Architect Engineer	824	48,995
Basic Research	1	31
Multiple Award Schedule	3,472	209,275
Alternate Source/Reduced Cost	0	0
Alternate Source/Mobilization	1	21
Alternate Source/Eng R & D	0	0
Set-aside	2,607	206,223
Other than Full and Open Competition	16,084	563,046
FULL AND OPEN COMPETITION WITH ONLY ONE BIDDER/OFFERER	2,805	90,956
AUTHORITY FOR OTHER THAN FULL AND OPEN COMPETITION		
Only One Source	2,375	191,625
- Follow-on Contract	41	3,251
- Utilities (Regulated & Telecommunications)	1,571	128,619
Unusual & Compelling Urgency	386	10,016
Mobilization/Essential R&D	6	994
International Agreement	0	0
Authorized by Statute	13,298	360,134
Authorized Resale	12	145
National Security	0	0
Public Interest	6	132
EXTENT COMPETED		
Competed	23,998	1,656,674
Not Available for Competition	15,066	508,037
Follow-on to Competed Action	45	2,795
Not Competed	952	58,320
TYPE OF CONTRACT		
Fixed Price	39,993	2,221,209
Cost Reimbursement	68	4,617
Time and Material	0	0
Labor Hour	0	0
TYPE OF CONTRACTOR		
Small Disadvantaged Business	2,157	166,546
Other Small Business	12,736	625,477
Large Business	22,576	1,325,596
Sheltered Workshops	236	3,802
Educational & Nonprofit	1,348	42,774
State & Local Government	950	58,817
Foreign Contractor	7	221
Domestic Contractor Performing Outside US	51	2,593
WOMAN-OWNED SMALL BUSINESS	1,110	48,979
PREFERENCE PROGRAMS		
Directed to Sheltered Workshop	200	3,597
8 (a) Program	727	105,852
Combined LSA/SB Set-aside	222	15,923
Small Business Set-aside	2,224	175,695
Labor Surplus Area Set-aside	424	19,164
Tie Bid Preference	0	0
Buy Indian/Self Determination Act	2	64
No Preference Program or Not Listed	36,262	1,905,531
SUBJECT TO LABOR STATUTES		
Walsh Healy Act - Manufacturer	13,720	813,373
Walsh Healy Act - Dealer	2,551	173,848
Service Contract Act	15,143	359,912
Davis Bacon Act	3,304	508,460
Not Subject to Above Acts	5,343	370,233
PRODUCT OR SERVICE		
Supplies & Equipment	16,064	887,651
ADP Equipment, Purchase and Lease	804	121,834
Research & Development	13	1,289
Construction	3,332	506,613
Architect & Engineering	914	52,325
Real Property, Purchase & Lease, or Maintenance	222	30,431
ADP Services (includes Installation & Maintenance)	133	25,150
Other Services	18,584	600,626

FEDERAL PROCUREMENT DATA SYSTEM
ACTION
Actions Reported in Summary on SF281
Fiscal Year 1993 Through Fourth Quarter

PART I - PRIME CONTRACTS						
PROCUREMENT METHODS	Number of Actions (a)	NET DOLLAR AMOUNTS (000)				
		Small Business Concerns (b)	Large Business Concerns (c)	Domestic Outside U.S./ Foreign (d)	Other Entities (e)	Total Dollars (f)
1. Tariff or Regulated Acquisitions	0					0
2. Contracts for Foreign Government or International Organization	0					0
NEW AWARDS AND MODIFICATIONS						
3. Small Purchases	1,488	758	803	0	15	1,576
4. Delivery Orders - GSA Schedules Only	217	266	179	0	0	445
5. Delivery Orders - Other Federal Schedules	15	40	65	0	0	105
6. Delivery Orders - All Other	26	17	31	0	0	48
7. Other Procurement Methods	32	8	3	0	8	19
8. TOTAL NEW AWARDS AND MODIFICATIONS	1,778	1,089	1,081	0	23	2,183
COMPETITION						
9. Competed	616	345	496	0	0	841
10. Not Competed	756	409	351	0	19	779
11. Not Available for Competition	406	335	234	0	4	573
MODIFICATIONS						
12. TOTAL MODIFICATIONS (Excluding Line 9)	12					11

PART II - SELECTED SOCIOECONOMIC STATISTICS (Includes both new awards and modifications)					
PREFERENCE PROGRAMS			TYPE OF CONTRACTOR		
CATEGORY	Number of Actions (a)	Total net Dollars (b)	CATEGORY	Number of Actions (a)	Total net Dollars (b)
13. Small Business - Small Purchase Set-Aside	218	363	18. Small Disadvantaged Business	0	0
14. Small Business Set-Aside	0	0	19. Woman-Owned Small Business	32	95
15. Labor Surplus Area Set-Aside	0	0	20. Sheltered Workshop	0	0
16. Combined Labor Surplus/ Small Business Set-Aside	0	0			
17. 8(a) Awards	0	0			

ACTION
Actions Reported Individually on SF279
Fiscal Year 1993 Through Fourth Quarter

	Actions	Dollars (000)
TOTAL	8	2,334
CICA APPLICABILITY		
Pre-CICA	3	550
CICA Awards	5	1,784
Small Purchases	0	0
Subject to Statute other than CICA	0	0
KIND OF CONTRACT ACTION		
Initial Letter Contract	0	0
Def. Contract Superseding Letter	0	0
New Definitive Contract	2	1,381
Small Purchase Procedure	0	0
Order Under IDC	0	0
Order Under BOA	0	0
Order /Mod Under GSA Schedule	0	0
Order/Mod Under VA or OPM Schedule	0	0
Modifications	6	953
Termination for Default	0	0
Termination for Convenience	0	0
SYNOPSIS OF PROCUREMENT PRIOR TO AWARD		
Synopsized Prior to Award	1	498
Not Synopsized Due to Urgency	0	0
Not Synopsized for Other Reason	7	1,836

FEDERAL PROCUREMENT DATA SYSTEM
ACTION
 Actions Reported Individually on SF279
 Fiscal Year 1993 Through Fourth Quarter

	Actions	Dollars (000)
SELECTION PROCEDURE		
Full and Open Competition - Sealed Bid	0	0
Full and Open Competition - Comp Proposal	2	545
Full and Open Competition - Combination	0	0
Architect Engineer	0	0
Basic Research	0	0
Multiple Award Schedule	0	0
Alternate Source/Reduced Cost	0	0
Alternate Source/Mobilization	0	0
Alternate Source/Eng R & D	0	0
Set-aside	0	0
Other than Full and Open Competition	3	1,239
FULL AND OPEN COMPETITION WITH ONLY ONE BIDDER/OFFERER	1	47
AUTHORITY FOR OTHER THAN FULL AND OPEN COMPETITION		
Only One Source	3	1,239
- Follow-on Contract	0	0
- Utilities (Regulated & Telecommunications)	0	0
Unusual & Compelling Urgency	0	0
Mobilization/Essential R&D	0	0
International Agreement	0	0
Authorized by Statute	0	0
Authorized Resale	0	0
National Security	0	0
Public Interest	0	0
EXTENT COMPETED		
Competed	2	545
Not Available for Competition	1	883
Follow-on to Competed Action	1	200
Not Competed	4	706
TYPE OF CONTRACT		
Fixed Price	7	1,636
Cost Reimbursement	1	498
Time and Material	0	0
Labor Hour	0	0
TYPE OF CONTRACTOR		
Small Disadvantaged Business	1	883
Other Small Business	1	47
Large Business	5	1,254
Sheltered Workshops	0	0
Educational & Nonprofit	0	0
State & Local Government	1	150
Foreign Contractor	0	0
Domestic Contractor Performing Outside US	0	0
WOMAN-OWNED SMALL BUSINESS		
	0	0
PREFERENCE PROGRAMS		
Directed to Sheltered Workshop	0	0
8 (a) Program	1	883
Combined LSA/SB Set-aside	0	0
Small Business Set-aside	0	0
Labor Surplus Area Set-aside	0	0
Tie Bid Preference	0	0
Buy Indian/Self Determination Act	0	0
No Preference Program or Not Listed	7	1,451
SUBJECT TO LABOR STATUTES		
Walsh Healy Act - Manufacturer	0	0
Walsh Healy Act - Dealer	0	0
Service Contract Act	2	1,381
Davis Bacon Act	0	0
Not Subject to Above Acts	6	953
PRODUCT OF SERVICE		
Supplies & Equipment	1	47
ADP Equipment, Purchase and Lease	0	0
Research & Development	0	0
Construction	0	0
Architect & Engineering	0	0
Real Property, Purchase & Lease, or Maintenance	0	0
ADP Services (includes Installation & Maintenance)	1	883
Other Services	6	1,404

FEDERAL PROCUREMENT DATA SYSTEM
ADMINISTRATIVE CONFERENCE OF THE U.S.
Actions Reported in Summary on SF281
Fiscal Year 1993 Through Fourth Quarter

PART I - PRIME CONTRACTS							
PROCUREMENT METHODS	Number of Actions (a)	NET DOLLAR AMOUNTS (000)					Total Dollars (f)
		Small Business Concerns (b)	Large Business Concerns (c)	Domestic Outside U.S./ Foreign (d)	Other Entities (e)		
1. Tariff or Regulated Acquisitions	22						5
2. Contracts for Foreign Government or International Organization	0						0
3. Small Purchases	387	155	10	0	0		165
4. Delivery Orders - GSA Schedules Only	129	0	113	0	0		113
5. Delivery Orders - Other Federal Schedules	0	0	0	0	0		0
6. Delivery Orders - All Other	0	0	0	0	0		0
7. Other Procurement Methods	34	104	0	0	1		105
8. TOTAL NEW AWARDS AND MODIFICATIONS	572	259	123	0	1		388
COMPETITION	9. Competed	516	155	123	0	0	278
	10. Not Competed	34	104	0	0	1	105
	11. Not Available for Competition	22	0	0	0	0	5
MODIFICATIONS	12. TOTAL MODIFICATIONS (Excluding Line 3)	0					0

PART II - SELECTED SOCIOECONOMIC STATISTICS (Includes both new awards and modifications)					
PREFERENCE PROGRAMS			TYPE OF CONTRACTOR		
CATEGORY	Number of Actions (a)	Total net Dollars (b)	CATEGORY	Number of Actions (a)	Total net Dollars (b)
13. Small Business - Small Purchase Set-Aside	380	155	18. Small Disadvantaged Business	44	42
14. Small Business Set-Aside	0	0	19. Woman-Owned Small Business	0	0
15. Labor Surplus Area Set-Aside	0	0	20. Sheltered Workshop	2	1
16. Combined Labor Surplus/ Small Business Set-Aside	0	0			
17. 8(a) Awards	0	0			

ADMINISTRATIVE CONFERENCE OF THE U.S.
Actions Reported Individually on SF279
Fiscal Year 1993 Through Fourth Quarter

	Actions	Dollars (000)
TOTAL	0	0
CICA APPLICABILITY		
Pre-CICA	0	0
CICA Awards	0	0
Small Purchases	0	0
Subject to Statute other than CICA	0	0
KIND OF CONTRACT ACTION		
Initial Letter Contract	0	0
Def. Contract Superseding Letter	0	0
New Definitive Contract	0	0
Small Purchase Procedure	0	0
Order Under IDC	0	0
Order Under BOA	0	0
Order /Mod Under GSA Schedule	0	0
Order/Mod Under VA or OPM Schedule	0	0
Modifications	0	0
Termination for Default	0	0
Termination for Convenience	0	0
SYNOPSIS OF PROCUREMENT PRIOR TO AWARD		
Synopsized Prior to Award	0	0
Not Synopsized Due to Urgency	0	0
Not Synopsized for Other Reason	0	0

FEDERAL PROCUREMENT DATA SYSTEM
ADMINISTRATIVE CONFERENCE OF THE U.S.
 Actions Reported Individually on SF279
 Fiscal Year 1993 Through Fourth Quarter

	Actions	Dollars (000)
SELECTION PROCEDURE		
Full and Open Competition - Sealed Bid	0	0
Full and Open Competition - Comp Proposal	0	0
Full and Open Competition - Combination	0	0
Architect Engineer	0	0
Basic Research	0	0
Multiple Award Schedule	0	0
Alternate Source/Reduced Cost	0	0
Alternate Source/Mobilization	0	0
Alternate Source/Eng R & D	0	0
Set-aside	0	0
Other than Full and Open Competition	0	0
FULL AND OPEN COMPETITION WITH ONLY ONE BIDDER/OFFERER	0	0
AUTHORITY FOR OTHER THAN FULL AND OPEN COMPETITION		
Only One Source	0	0
- Follow-on Contract	0	0
- Utilities (Regulated & Telecommunications)	0	0
Unusual & Compelling Urgency	0	0
Mobilization/Essential R&D	0	0
International Agreement	0	0
Authorized by Statute	0	0
Authorized Resale	0	0
National Security	0	0
Public Interest	0	0
EXTENT COMPETED		
Competed	0	0
Not Available for Competition	0	0
Follow-on to Competed Action	0	0
Not Competed	0	0
TYPE OF CONTRACT		
Fixed Price	0	0
Cost Reimbursement	0	0
Time and Material	0	0
Labor Hour	0	0
TYPE OF CONTRACTOR		
Small Disadvantaged Business	0	0
Other Small Business	0	0
Large Business	0	0
Sheltered Workshops	0	0
Educational & Nonprofit	0	0
State & Local Government	0	0
Foreign Contractor	0	0
Domestic Contractor Performing Outside US	0	0
WOMAN-OWNED SMALL BUSINESS	0	0
PREFERENCE PROGRAMS		
Directed to Sheltered Workshop	0	0
8 (a) Program	0	0
Combined LSA/SB Set-aside	0	0
Small Business Set-aside	0	0
Labor Surplus Area Set-aside	0	0
Tie Bid Preference	0	0
Buy Indian/Self Determination Act	0	0
No Preference Program or Not Listed	0	0
SUBJECT TO LABOR STATUTES		
Walsh Healy Act - Manufacturer	0	0
Walsh Healy Act - Dealer	0	0
Service Contract Act	0	0
Davis Bacon Act	0	0
Not Subject to Above Acts	0	0
PRODUCT OR SERVICE		
Supplies & Equipment	0	0
ADP Equipment, Purchase and Lease	0	0
Research & Development	0	0
Construction	0	0
Architect & Engineering	0	0
Real Property, Purchase & Lease, or Maintenance	0	0
ADP Services (includes Installation & Maintenance)	0	0
Other Services	0	0

FEDERAL PROCUREMENT DATA SYSTEM
AGENCY FOR INTERNATIONAL DEVELOPMENT
Actions Reported in Summary on SF281
Fiscal Year 1993 Through Fourth Quarter

PART I - PRIME CONTRACTS							
	PROCUREMENT METHODS	Number of Actions (a)	NET DOLLAR AMOUNTS (000)				Total Dollars (f)
			Small Business Concerns (b)	Large Business Concerns (c)	Domestic Outside U.S./ Foreign (d)	Other Entities (e)	
NEW AWARDS AND MODIFICATIONS	1. Tariff or Regulated Acquisitions	0					0
	2. Contracts for Foreign Government or International Organization	0					0
	3. Small Purchases	10,468	9,692	2,970	7,142	196	20,000
	4. Delivery Orders - GSA Schedules Only	331	750	752	180	10	1,692
	5. Delivery Orders - Other Federal Schedules	168	274	218	319	7	818
	6. Delivery Orders - All Other	64	253	168	-1,895	0	-1,474
	7. Other Procurement Methods	542	3,258	273	1,806	203	5,540
	8. TOTAL NEW AWARDS AND MODIFICATIONS	11,573	14,227	4,381	7,552	416	26,578
COMPETITION	9. Competed	5,106	6,573	3,459	2,982	90	13,104
	10. Not Competed	5,002	7,027	604	3,964	92	11,687
	11. Not Available for Competition	1,465	627	318	606	234	1,785
MODIFICATIONS	12. TOTAL MODIFICATIONS (Excluding Line 3)	1,046					2,131

PART II - SELECTED SOCIOECONOMIC STATISTICS (Includes both new awards and modifications)					
PREFERENCE PROGRAMS			TYPE OF CONTRACTOR		
CATEGORY	Number of Actions (a)	Total net Dollars (b)	CATEGORY	Number of Actions (a)	Total net Dollars (b)
13. Small Business - Small Purchase Set-Aside	789	2,418	18. Small Disadvantaged Business	49	286
14. Small Business Set-Aside	36	215	19. Women-Owned Small Business	158	2,323
15. Labor Surplus Area Set-Aside	0	0	20. Sheltered Workshop	0	0
16. Combined Labor Surplus/ Small Business Set-Aside	0	0			
17. 8(a) Awards	3	63			

AGENCY FOR INTERNATIONAL DEVELOPMENT
Actions Reported Individually on SF279
Fiscal Year 1993 Through Fourth Quarter

	Actions	Dollars (000)
TOTAL	2,773	1,137,350
CICA APPLICABILITY		
Pre-CICA	40	20,801
CICA Awards	1,817	903,916
Small Purchases	1	75
Subject to Statute other than CICA	915	212,558
KIND OF CONTRACT ACTION		
Initial Letter Contract	0	0
Def. Contract Superseding Letter	0	0
New Definitive Contract	769	306,456
Small Purchase Procedure	0	0
Order Under IDC	674	156,582
Order Under BOA	46	1,162
Order /Mod Under GSA Schedule	27	1,592
Order/Mod Under VA or OPM Schedule	2	267
Modifications	1,251	676,133
Termination for Default	0	0
Termination for Convenience	4	-4,842
SYNOPSIS OF PROCUREMENT PRIOR TO AWARD		
Synopsized Prior to Award	1,371	831,763
Not Synopsized Due to Urgency	36	13,966
Not Synopsized for Other Reason	1,366	291,621

FEDERAL PROCUREMENT DATA SYSTEM
AGENCY FOR INTERNATIONAL DEVELOPMENT
 Actions Reported Individually on SF279
 Fiscal Year 1993 Through Fourth Quarter

	Actions	Dollars (000)
SOLICITATION PROCEDURE		
Full and Open Competition - Sealed Bid	73	45,550
Full and Open Competition - Comp Proposal	1,031	596,231
Full and Open Competition - Combination	72	58,416
Architect Engineer	36	16,121
Basic Research	2	1,072
Multiple Award Schedule	28	1,832
Alternate Source/Reduced Cost	0	0
Alternate Source/Mobilization	0	0
Alternate Source/Eng R & D	0	0
Set-aside	82	27,784
Other than Full and Open Competition	493	156,910
FULL AND OPEN COMPETITION WITH ONLY ONE BIDDER/OFFERER	185	156,616
AUTHORITY FOR OTHER THAN FULL AND OPEN COMPETITION		
Only One Source	78	30,332
- Follow-on Contract	26	10,917
- Utilities (Regulated & Telecommunications)	0	0
Unusual & Compelling Urgency	48	24,166
Mobilization/Essential R&D	9	930
International Agreement	3	2,860
Authorized by Statute	353	98,516
Authorized Resale	1	59
National Security	0	0
Public Interest	1	47
EXTENT COMPETED		
Competed	1,683	903,713
Not Available for Competition	905	165,827
Follow-on to Competed Action	15	2,863
Not Competed	170	64,947
TYPE OF CONTRACT		
Fixed Price	601	182,602
Cost Reimbursement	915	744,192
Time and Material	710	158,052
Labor Hour	547	52,504
TYPE OF CONTRACTOR		
Small Disadvantaged Business	352	110,602
Other Small Business	445	128,536
Large Business	405	287,139
Sheltered Workshops	0	0
Educational & Nonprofit	100	122,378
State & Local Government	50	20,373
Foreign Contractor	552	90,748
Domestic Contractor Performing Outside US	869	377,574
WOMAN-OWNED SMALL BUSINESS	107	7,540
PREFERENCE PROGRAMS		
Directed to Sheltered Workshop	0	0
8 (a) Program	220	51,719
Combined LSA/SB Set-aside	2	2,344
Small Business Set-aside	127	25,715
Labor Surplus Area Set-aside	1	-451
Tie Bid Preference	0	0
Buy Indian/Self Determination Act	0	0
No Preference Program or Not Listed	2,423	1,058,023
SUBJECT TO LABOR STATUTES		
Wash Healy Act - Manufacturer	71	59,117
Wash Healy Act - Dealer	25	1,742
Service Contract Act	118	64,337
Davis Bacon Act	5	2,286
Not Subject to Above Acts	2,554	1,009,868
PRODUCT OR SERVICE		
Supplies & Equipment	182	64,077
ADP Equipment, Purchase and Lease	80	7,444
Research & Development	31	11,369
Construction	33	15,118
Architect & Engineering	75	18,278
Real Property, Purchase & Lease, or Maintenance	5	152
ADP Services (includes Installation & Maintenance)	87	20,751
Other Services	2,280	1,000,161

FEDERAL PROCUREMENT DATA SYSTEM
AMERICAN BATTLE MONUMENTS COMMISSION
Actions Reported in Summary on SF281
Fiscal Year 1993 Through Fourth Quarter

PART I - PRIME CONTRACTS							
	PROCUREMENT METHODS	Number of Actions (a)	NET DOLLAR AMOUNTS (000)				
			Small Business Concerns (b)	Large Business Concerns (c)	Domestic Outside U.S./ Foreign (d)	Other Entities (e)	Total Dollars (f)
NEW AWARDS AND MODIFICATIONS	1. Tariff or Regulated Acquisitions	0				0	
	2. Contracts for Foreign Government or International Organization	0				0	
	3. Small Purchases	11,508	0	0	8,189	0	8,189
	4. Delivery Orders - GSA Schedules Only	100	67	57	0	0	124
	5. Delivery Orders - Other Federal Schedules	49	0	0	0	41	41
	6. Delivery Orders - All Other	0	0	0	0	0	0
	7. Other Procurement Methods	2,693	0	0	2,168	0	2,168
	8. TOTAL NEW AWARDS AND MODIFICATIONS	14,350	67	57	10,357	41	10,522
COMPETITION	9. Competed	1,148	0	0	516	0	516
	10. Not Competed	2,588	8	6	1,549	5	1,568
	11. Not Available for Competition	10,614	59	51	8,292	36	8,438
MODIFICATIONS	12. TOTAL MODIFICATIONS (Excluding Line 3)	0					0

PART II - SELECTED SOCIOECONOMIC STATISTICS (Includes both new awards and modifications)					
PREFERENCE PROGRAMS			TYPE OF CONTRACTOR		
CATEGORY	Number of Actions (a)	Total net Dollars (b)	CATEGORY	Number of Actions (a)	Total net Dollars (b)
13. Small Business - Small Purchase Set-Aside	0	0	18. Small Disadvantaged Business	0	0
14. Small Business Set-Aside	0	0	19. Woman-Owned Small Business	0	0
15. Labor Surplus Area Set-Aside	0	0	20. Sheltered Workshop	0	0
16. Combined Labor Surplus/ Small Business Set-Aside	0	0			
17. 8(a) Awards	0	0			

AMERICAN BATTLE MONUMENTS COMMISSION
Actions Reported Individually on SF279
Fiscal Year 1993 Through Fourth Quarter

	Actions	Dollars (000)
TOTAL	0	0
CICA APPLICABILITY		
Pre-CICA	0	0
CICA Awards	0	0
Small Purchases	0	0
Subject to Statute other than CICA	0	0
KIND OF CONTRACT ACTION		
Initial Letter Contract	0	0
Def. Contract Superseding Letter	0	0
New Definitive Contract	0	0
Small Purchase Procedure	0	0
Order Under IDC	0	0
Order Under BOA	0	0
Order /Mod Under GSA Schedule	0	0
Order/Mod Under VA or OPM Schedule	0	0
Modifications	0	0
Termination for Default	0	0
Termination for Convenience	0	0
SYNOPSIS OF PROCUREMENT PRIOR TO AWARD		
Synopsized Prior to Award	0	0
Not Synopsized Due to Urgency	0	0
Not Synopsized for Other Reason	0	0

FEDERAL PROCUREMENT DATA SYSTEM
AMERICAN BATTLE MONUMENTS COMMISSION
 Actions Reported Individually on SF279
 Fiscal Year 1993 Through Fourth Quarter

	Actions	Dollars (000)
SELECTION PROCEDURE		
Full and Open Competition - Sealed Bid	0	0
Full and Open Competition - Comp Proposal	0	0
Full and Open Competition - Combination	0	0
Architect Engineer	0	0
Basic Research	0	0
Multiple Award Schedule	0	0
Alternate Source/Reduced Cost	0	0
Alternate Source/Mobilization	0	0
Alternate Source/Eng R & D	0	0
Set-aside	0	0
Other than Full and Open Competition	0	0
FULL AND OPEN COMPETITION WITH ONLY ONE BIDDER/OFFERER	0	0
AUTHORITY FOR OTHER THAN FULL AND OPEN COMPETITION		
Only One Source	0	0
- Follow-on Contract	0	0
- Utilities (Regulated & Telecommunications)	0	0
Unusual & Compelling Urgency	0	0
Mobilization/Essential R&D	0	0
International Agreement	0	0
Authorized by Statute	0	0
Authorized Resale	0	0
National Security	0	0
Public Interest	0	0
EXTENT COMPETED		
Competed	0	0
Not Available for Competition	0	0
Follow-on to Competed Action	0	0
Not Competed	0	0
TYPE OF CONTRACT		
Fixed Price	0	0
Cost Reimbursement	0	0
Time and Material	0	0
Labor Hour	0	0
TYPE OF CONTRACTOR		
Small Disadvantaged Business	0	0
Other Small Business	0	0
Large Business	0	0
Sheltered Workshops	0	0
Educational & Nonprofit	0	0
State & Local Government	0	0
Foreign Contractor	0	0
Domestic Contractor Performing Outside US	0	0
WOMAN-OWNED SMALL BUSINESS	0	0
PREFERENCE PROGRAMS		
Directed to Sheltered Workshop	0	0
8 (a) Program	0	0
Combined LSA/SB Set-aside	0	0
Small Business Set-aside	0	0
Labor Surplus Area Set-aside	0	0
Tie Bid Preference	0	0
Buy Indian/Self Determination Act	0	0
No Preference Program or Not Listed	0	0
SUBJECT TO LABOR STATUTES		
Walsh Healy Act - Manufacturer	0	0
Walsh Healy Act - Dealer	0	0
Service Contract Act	0	0
Davis Bacon Act	0	0
Not Subject to Above Acts	0	0
PRODUCT OR SERVICE		
Supplies & Equipment	0	0
ADP Equipment, Purchase and Lease	0	0
Research & Development	0	0
Construction	0	0
Architect & Engineering	0	0
Real Property, Purchase & Lease, or Maintenance	0	0
ADP Services (includes Installation & Maintenance)	0	0
Other Services	0	0

FEDERAL PROCUREMENT DATA SYSTEM
BOARD FOR INTERNATIONAL BROADCASTING
Actions Reported in Summary on SF281
Fiscal Year 1993 Through Fourth Quarter

PART I - PRIME CONTRACTS						
PROCUREMENT METHODS	Number of Actions (a)	NET DOLLAR AMOUNTS (000)				
		Small Business Concerns (b)	Large Business Concerns (c)	Domestic Outside U.S./ Foreign (d)	Other Entities (e)	Total Dollars (f)
NEW AWARDS AND MODIFICATIONS	1. Tariff or Regulated Acquisitions	0				0
	2. Contracts for Foreign Government or International Organization	0				0
	3. Small Purchases	0	0	0	0	0
	4. Delivery Orders - GSA Schedules Only	0	0	0	0	0
	5. Delivery Orders - Other Federal Schedules	0	0	0	0	0
	6. Delivery Orders - All Other	0	0	0	0	0
	7. Other Procurement Methods	0	0	0	0	0
	8. TOTAL NEW AWARDS AND MODIFICATIONS	0	0	0	0	0
COMPETITION	9. Competed	0	0	0	0	0
	10. Not Competed	0	0	0	0	0
	11. Not Available for Competition	0	0	0	0	0
MODIFICATIONS	12. TOTAL MODIFICATIONS (Excluding Line 3)	0				0

PART II - SELECTED SOCIOECONOMIC STATISTICS (Includes both new awards and modifications)					
PREFERENCE PROGRAMS			TYPE OF CONTRACTOR		
CATEGORY	Number of Actions (a)	Total net Dollars (b)	CATEGORY	Number of Actions (a)	Total net Dollars (b)
13. Small Business - Small Purchase Set-Aside	0	0	18. Small Disadvantaged Business	0	0
14. Small Business Set-Aside	0	0	19. Woman-Owned Small Business	0	0
15. Labor Surplus Area Set-Aside	0	0	20. Sheltered Workshop	0	0
16. Combined Labor Surplus/ Small Business Set-Aside	0	0			
17. 8(a) Awards	0	0			

BOARD FOR INTERNATIONAL BROADCASTING
Actions Reported Individually on SF279
Fiscal Year 1993 Through Fourth Quarter

	Actions	Dollars (000)
TOTAL	0	0
CICA APPLICABILITY		
Pre-CICA	0	0
CICA Awards	0	0
Small Purchases	0	0
Subject to Statute other than CICA	0	0
KIND OF CONTRACT ACTION		
Initial Letter Contract	0	0
Def. Contract Superseding Letter	0	0
New Definitive Contract	0	0
Small Purchase Procedure	0	0
Order Under IDC	0	0
Order Under BOA	0	0
Order /Mod Under GSA Schedule	0	0
Order/Mod Under VA or OPM Schedule	0	0
Modifications	0	0
Termination for Default	0	0
Termination for Convenience	0	0
SYNOPSIS OF PROCUREMENT PRIOR TO AWARD		
Synopsized Prior to Award	0	0
Not Synopsized Due to Urgency	0	0
Not Synopsized for Other Reason	0	0

FEDERAL PROCUREMENT DATA SYSTEM
BOARD FOR INTERNATIONAL BROADCASTING
 Actions Reported Individually on SF279
 Fiscal Year 1993 Through Fourth Quarter

	Actions	Dollars (000)
SELECTION PROCEDURE		
Full and Open Competition - Sealed Bid	0	0
Full and Open Competition - Comp Proposal	0	0
Full and Open Competition - Combination	0	0
Architect Engineer	0	0
Basic Research	0	0
Multiple Award Schedule	0	0
Alternate Source/Reduced Cost	0	0
Alternate Source/Mobilization	0	0
Alternate Source/Eng R & D	0	0
Set-aside	0	0
Other than Full and Open Competition	0	0
FULL AND OPEN COMPETITION WITH ONLY ONE BIDDER/OFFERER	0	0
AUTHORITY FOR OTHER THAN FULL AND OPEN COMPETITION		
Only One Source	0	0
- Follow-on Contract	0	0
- Utilities (Regulated & Telecommunications)	0	0
Unusual & Compelling Urgency	0	0
Mobilization/Essential R&D	0	0
International Agreement	0	0
Authorized by Statute	0	0
Authorized Resale	0	0
National Security	0	0
Public Interest	0	0
EXTENT COMPLETED		
Completed	0	0
Not Available for Competition	0	0
Follow-on to Completed Action	0	0
Not Completed	0	0
TYPE OF CONTRACT		
Fixed Price	0	0
Cost Reimbursement	0	0
Time and Material	0	0
Labor Hour	0	0
TYPE OF CONTRACTOR		
Small Disadvantaged Business	0	0
Other Small Business	0	0
Large Business	0	0
Sheltered Workshops	0	0
Educational & Nonprofit	0	0
State & Local Government	0	0
Foreign Contractor	0	0
Domestic Contractor Performing Outside US	0	0
WOMAN-OWNED SMALL BUSINESS	0	0
PREFERENCE PROGRAMS		
Directed to Sheltered Workshop	0	0
8 (a) Program	0	0
Combined LSA/SB Set-aside	0	0
Small Business Set-aside	0	0
Labor Surplus Area Set-aside	0	0
Tie Bid Preference	0	0
Buy Indian/Self Determination Act	0	0
No Preference Program or Not Listed	0	0
SUBJECT TO LABOR STATUTES		
Walsh Healy Act - Manufacturer	0	0
Walsh Healy Act - Dealer	0	0
Service Contract Act	0	0
Davis Bacon Act	0	0
Not Subject to Above Acts	0	0
PRODUCT OR SERVICE		
Supplies & Equipment	0	0
ADP Equipment, Purchase and Lease	0	0
Research & Development	0	0
Construction	0	0
Architect & Engineering	0	0
Real Property, Purchase & Lease, or Maintenance	0	0
ADP Services (includes Installation & Maintenance)	0	0
Other Services	0	0

FEDERAL PROCUREMENT DATA SYSTEM
COMMISSION ON CIVIL RIGHTS
Actions Reported in Summary on SF281
Fiscal Year 1993 Through Fourth Quarter

PART I - PRIME CONTRACTS							
	PROCUREMENT METHODS	Number of Actions (a)	NET DOLLAR AMOUNTS (000)				Total Dollars (f)
			Small Business Concerns (b)	Large Business Concerns (c)	Domestic Outside U.S./ Foreign (d)	Other Entities (e)	
NEW AWARDS AND MODIFICATIONS	1. Tariff or Regulated Acquisitions	0					0
	2. Contracts for Foreign Government or International Organization	0					0
	3. Small Purchases	761	309	121	0	0	430
	4. Delivery Orders - GSA Schedules Only	3	0	5	0	0	5
	5. Delivery Orders - Other Federal Schedules	0	0	0	0	0	0
	6. Delivery Orders - All Other	0	0	0	0	0	0
	7. Other Procurement Methods	7	0	1	0	23	24
	8. TOTAL NEW AWARDS AND MODIFICATIONS	771	309	127	0	23	456
COMPETITION	9. Competed	346	81	52	0	0	132
	10. Not Competed	421	228	75	0	0	304
	11. Not Available for Competition	4	0	0	0	23	23
MODIFICATIONS	12. TOTAL MODIFICATIONS (Excluding Line 3)	7					7

PART II - SELECTED SOCIOECONOMIC STATISTICS (Includes both new awards and modifications)					
PREFERENCE PROGRAMS			TYPE OF CONTRACTOR		
CATEGORY	Number of Actions (a)	Total net Dollars (b)	CATEGORY	Number of Actions (a)	Total net Dollars (b)
13. Small Business - Small Purchase Set-Aside	24	66	18. Small Disadvantaged Business	2	8
14. Small Business Set-Aside	0	0	19. Woman-Owned Small Business	10	45
15. Labor Surplus Area Set-Aside	0	0	20. Sheltered Workshop	0	0
16. Combined Labor Surplus/ Small Business Set-Aside	0	0			
17. 8(a) Awards	0	0			

COMMISSION ON CIVIL RIGHTS
Actions Reported Individually on SF279
Fiscal Year 1993 Through Fourth Quarter

	Actions	Dollars (000)
TOTAL	0	0
CICA APPLICABILITY		
Pre-CICA	0	0
CICA Awards	0	0
Small Purchases	0	0
Subject to Statute other than CICA	0	0
KIND OF CONTRACT ACTION		
Initial Letter Contract	0	0
Def. Contract Superseding Letter	0	0
New Definitive Contract	0	0
Small Purchase Procedure	0	0
Order Under IDC	0	0
Order Under BOA	0	0
Order /Mod Under GSA Schedule	0	0
Order/Mod Under VA or OPM Schedule	0	0
Modifications	0	0
Termination for Default	0	0
Termination for Convenience	0	0
SYNOPSIS OF PROCUREMENT PRIOR TO AWARD		
Synopsized Prior to Award	0	0
Not Synopsized Due to Urgency	0	0
Not Synopsized for Other Reason	0	0

FEDERAL PROCUREMENT DATA SYSTEM
COMMISSION ON CIVIL RIGHTS
 Actions Reported Individually on SF279
 Fiscal Year 1993 Through Fourth Quarter

	Actions	Dollars (000)
SELECTION PROCEDURE		
Full and Open Competition - Sealed Bid	0	0
Full and Open Competition - Comp Proposal	0	0
Full and Open Competition - Combination	0	0
Architect Engineer	0	0
Basic Research	0	0
Multiple Award Schedule	0	0
Alternate Source/Reduced Cost	0	0
Alternate Source/Mobilization	0	0
Alternate Source/Eng R & D	0	0
Set-aside	0	0
Other than Full and Open Competition	0	0
FULL AND OPEN COMPETITION WITH ONLY ONE BIDDER/OFFERER		
AUTHORITY FOR OTHER THAN FULL AND OPEN COMPETITION		
Only One Source	0	0
- Follow-on Contract	0	0
- Utilities (Regulated & Telecommunications)	0	0
Unusual & Compelling Urgency	0	0
Mobilization/Essential R&D	0	0
International Agreement	0	0
Authorized by Statute	0	0
Authorized Resale	0	0
National Security	0	0
Public Interest	0	0
EXTENT COMPETED		
Competed	0	0
Not Available for Competition	0	0
Follow-on to Competed Action	0	0
Not Competed	0	0
TYPE OF CONTRACT		
Fixed Price	0	0
Cost Reimbursement	0	0
Time and Material	0	0
Labor Hour	0	0
TYPE OF CONTRACTOR		
Small Disadvantaged Business	0	0
Other Small Business	0	0
Large Business	0	0
Sheltered Workshops	0	0
Educational & Nonprofit	0	0
State & Local Government	0	0
Foreign Contractor	0	0
Domestic Contractor Performing Outside US	0	0
WOMAN-OWNED SMALL BUSINESS		
PREFERENCE PROGRAMS		
Directed to Sheltered Workshop	0	0
8 (a) Program	0	0
Combined LSA/SB Set-aside	0	0
Small Business Set-aside	0	0
Labor Surplus Area Set-aside	0	0
Tie Bid Preference	0	0
Buy Indian/Self Determination Act	0	0
No Preference Program or Not Listed	0	0
SUBJECT TO LABOR STATUTES		
Walsh Healy Act - Manufacturer	0	0
Walsh Healy Act - Dealer	0	0
Service Contract Act	0	0
Davis Bacon Act	0	0
Not Subject to Above Acts	0	0
PRODUCT OR SERVICE		
Supplies & Equipment	0	0
ADP Equipment, Purchase and Lease	0	0
Research & Development	0	0
Construction	0	0
Architect & Engineering	0	0
Real Property, Purchase & Lease, or Maintenance	0	0
ADP Services (includes Installation & Maintenance)	0	0
Other Services	0	0

FEDERAL PROCUREMENT DATA SYSTEM
COMMODITY FUTURES TRADING COMMISSION
Actions Reported in Summary on SF281
Fiscal Year 1993 Through Fourth Quarter

PART I - PRIME CONTRACTS							
	PROCUREMENT METHODS	Number of Actions (a)	NET DOLLAR AMOUNTS (000)				Total Dollars (f)
			Small Business Concerns (b)	Large Business Concerns (c)	Domestic Outside U.S./ Foreign (d)	Other Entities (e)	
NEW AWARDS AND MODIFICATIONS	1. Tariff or Regulated Acquisitions	11					47
	2. Contracts for Foreign Government or International Organization	0					0
	3. Small Purchases	1,191	502	490	0	0	992
	4. Delivery Orders - GSA Schedules Only	223	154	346	0	0	500
	5. Delivery Orders - Other Federal Schedules	0	0	0	0	0	0
	6. Delivery Orders - All Other	111	92	83	0	0	175
	7. Other Procurement Methods	0	0	0	0	0	0
	8. TOTAL NEW AWARDS AND MODIFICATIONS	1,536	748	919	0	0	1,714
COMPETITION	9. Competed	301	389	443	0	0	832
	10. Not Competed	71	100	204	0	0	304
	11. Not Available for Competition	1,164	259	272	0	0	578
MODIFICATIONS	12. TOTAL MODIFICATIONS (Excluding Line 3)	66					-54

PART II - SELECTED SOCIOECONOMIC STATISTICS (Includes both new awards and modifications)					
PREFERENCE PROGRAMS			TYPE OF CONTRACTOR		
CATEGORY	Number of Actions (a)	Total net Dollars (b)	CATEGORY	Number of Actions (a)	Total net Dollars (b)
13. Small Business - Small Purchase Set-Aside	0	0	18. Small Disadvantaged Business	12	16
14. Small Business Set-Aside	0	0	19. Woman-Owned Small Business	69	71
15. Labor Surplus Area Set-Aside	0	0	20. Sheltered Workshop	0	0
16. Combined Labor Surplus/ Small Business Set-Aside	0	0			
17. 8(a) Awards	0	0			

COMMODITY FUTURES TRADING COMMISSION
Actions Reported Individually on SF279
Fiscal Year 1993 Through Fourth Quarter

	Actions	Dollars (000)
TOTAL	55	8,458
CICA APPLICABILITY		
Pre-CICA	0	0
CICA Awards	55	8,458
Small Purchases	0	0
Subject to Statute other than CICA	0	0
KIND OF CONTRACT ACTION		
Initial Letter Contract	0	0
Def. Contract Superseding Letter	0	0
New Definitive Contract	17	7,732
Small Purchase Procedure	0	0
Order Under IDC	0	0
Order Under BOA	0	0
Order /Mod Under GSA Schedule	20	781
Order/Mod Under VA or OPM Schedule	0	0
Modifications	18	-55
Termination for Default	0	0
Termination for Convenience	0	0
SYNOPSIS OF PROCUREMENT PRIOR TO AWARD		
Synopsized Prior to Award	26	5,894
Not Synopsized Due to Urgency	0	0
Not Synopsized for Other Reason	29	2,564

FEDERAL PROCUREMENT DATA SYSTEM
COMMODITY FUTURES TRADING COMMISSION
 Actions Reported Individually on SF279
 Fiscal Year 1993 Through Fourth Quarter

	Actions	Dollars (000)
ACQUISITION PROCEDURE		
Full and Open Competition - Sealed Bid	0	0
Full and Open Competition - Comp Proposal	26	5,747
Full and Open Competition - Combination	0	0
Architect Engineer	0	0
Basic Research	0	0
Multiple Award Schedule	15	610
Alternate Source/Reduced Cost	0	0
Alternate Source/Mobilization	0	0
Alternate Source/Eng R & D	0	0
Set-aside	3	160
Other than Full and Open Competition	11	1,941
FULL AND OPEN COMPETITION WITH ONLY ONE BIDDER/OFFERER	2	115
AUTHORITY FOR OTHER THAN FULL AND OPEN COMPETITION		
Only One Source	7	260
- Follow-on Contract	0	0
- Utilities (Regulated & Telecommunications)	2	58
Unusual & Compelling Urgency	0	0
Mobilization/Essential R&D	0	0
International Agreement	0	0
Authorized by Statute	4	1,681
Authorized Resale	0	0
National Security	0	0
Public Interest	0	0
EXTENT COMPETED		
Competed	44	6,517
Not Available for Competition	6	1,739
Follow-on to Competed Action	0	0
Not Competed	5	202
TYPE OF CONTRACT		
Fixed Price	51	6,777
Cost Reimbursement	3	681
Time and Material	0	0
Labor Hour	1	1,000
TYPE OF CONTRACTOR		
Small Disadvantaged Business	4	1,681
Other Small Business	5	231
Large Business	46	6,546
Sheltered Workshops	0	0
Educational & Nonprofit	0	0
State & Local Government	0	0
Foreign Contractor	0	0
Domestic Contractor Performing Outside US	0	0
WOMAN-OWNED SMALL BUSINESS	3	160
PREFERENCE PROGRAMS		
Directed to Sheltered Workshop	0	0
8 (a) Program	4	1,681
Combined LSA/SB Set-aside	0	0
Small Business Set-aside	3	160
Labor Surplus Area Set-aside	0	0
Tie Bid Preference	0	0
Buy Indian/Self Determination Act	0	0
No Preference Program or Not Listed	48	6,617
SUBJECT TO LABOR STATUTES		
Walsh Healy Act - Manufacturer	16	552
Walsh Healy Act - Dealer	6	344
Service Contract Act	4	197
Davis Bacon Act	0	0
Not Subject to Above Acts	29	7,365
PRODUCT OR SERVICE		
Supplies & Equipment	6	228
ADP Equipment, Purchase and Lease	12	1,125
Research & Development	0	0
Construction	0	0
Architect & Engineering	0	0
Real Property, Purchase & Lease, or Maintenance	18	5,424
ADP Services (includes installation & Maintenance)	7	1,179
Other Services	12	502

FEDERAL PROCUREMENT DATA SYSTEM
CONSUMER PRODUCT SAFETY COMMISSION
Actions Reported in Summary on SF281
Fiscal Year 1993 Through Fourth Quarter

PART I - PRIME CONTRACTS							
	PROCUREMENT METHODS	Number of Actions (a)	NET DOLLAR AMOUNTS (000)				Total Dollars (f)
			Small Business Concerns (b)	Large Business Concerns (c)	Domestic Outside U.S./ Foreign (d)	Other Entities (e)	
NEW AWARDS AND MODIFICATIONS	1. Tariff or Regulated Acquisitions	0					0
	2. Contracts for Foreign Government or International Organization	0					0
	3. Small Purchases	1,774	1,243	882	0	594	2,719
	4. Delivery Orders - GSA Schedules Only	159	288	199	0	0	487
	5. Delivery Orders - Other Federal Schedules	0	0	0	0	0	0
	6. Delivery Orders - All Other	3	8	11	0	0	19
	7. Other Procurement Methods	0	0	0	0	0	0
	8. TOTAL NEW AWARDS AND MODIFICATIONS	1,936	1,539	1,082	0	594	3,225
COMPETITION	9. Competed	597	1,000	580	0	0	1,580
	10. Not Competed	995	497	449	0	0	946
	11. Not Available for Competition	344	42	63	0	594	699
MODIFICATIONS	12. TOTAL MODIFICATIONS (Excluding Line 3)	40					210

PART II - SELECTED SOCIOECONOMIC STATISTICS (Includes both new awards and modifications)					
PREFERENCE PROGRAMS			TYPE OF CONTRACTOR		
CATEGORY	Number of Actions (a)	Total net Dollars (b)	CATEGORY	Number of Actions (a)	Total net Dollars (b)
13. Small Business - Small Purchase Set-Aside	756	1,222	18. Small Disadvantaged Business	53	120
14. Small Business Set-Aside	0	0	19. Woman-Owned Small Business	178	463
15. Labor Surplus Area Set-Aside	0	0	20. Sheltered Workshop	1	2
16. Combined Labor Surplus/ Small Business Set-Aside	0	0			
17. 8(a) Awards	1	2			

CONSUMER PRODUCT SAFETY COMMISSION
Actions Reported Individually on SF279
Fiscal Year 1993 Through Fourth Quarter

	Actions	Dollars (000)
TOTAL	80	3,421
CICA APPLICABILITY		
Pre-CICA	0	0
CICA Awards	80	3,421
Small Purchases	0	0
Subject to Statute other than CICA	0	0
KIND OF CONTRACT ACTION		
Initial Letter Contract	0	0
Def. Contract Superseding Letter	0	0
New Definitive Contract	8	556
Small Purchase Procedure	0	0
Order Under IDC	5	669
Order Under BOA	0	0
Order /Mod Under GSA Schedule	15	542
Order/Mod Under VA or OPM Schedule	0	0
Modifications	52	1,654
Termination for Default	0	0
Termination for Convenience	0	0
SYNOPSIS OF PROCUREMENT PRIOR TO AWARD		
Synopsized Prior to Award	27	764
Not Synopsized Due to Urgency	0	0
Not Synopsized for Other Reason	53	2,657

FEDERAL PROCUREMENT DATA SYSTEM
CONSUMER PRODUCT SAFETY COMMISSION
 Actions Reported Individually on SF279
 Fiscal Year 1993 Through Fourth Quarter

	Actions	Dollars (000)
SOBICITATION PROCEDURE		
Full and Open Competition - Sealed Bid	0	0
Full and Open Competition - Comp Proposal	32	1,405
Full and Open Competition - Combination	0	0
Architect Engineer	0	0
Basic Research	0	0
Multiple Award Schedule	14	468
Alternate Source/Reduced Cost	0	0
Alternate Source/Mobilization	0	0
Alternate Source/Eng R & D	0	0
Set-aside	0	0
Other than Full and Open Competition	34	1,548
FULL AND OPEN COMPETITION WITH ONLY ONE BIDDER/OFFERER	2	211
AUTHORITY FOR OTHER THAN FULL AND OPEN COMPETITION		
Only One Source	18	291
- Follow-on Contract	0	0
- Utilities (Regulated & Telecommunications)	0	0
Unusual & Compelling Urgency	0	0
Mobilization/Essential R&D	0	0
International Agreement	0	0
Authorized by Statute	16	1,257
Authorized Resale	0	0
National Security	0	0
Public Interest	0	0
EXTENT COMPETED		
Competed	46	1,873
Not Available for Competition	32	1,414
Follow-on to Competed Action	0	0
Not Competed	2	134
TYPE OF CONTRACT		
Fixed Price	74	2,956
Cost Reimbursement	2	97
Time and Material	0	0
Labor Hour	4	368
TYPE OF CONTRACTOR		
Small Disadvantaged Business	15	1,174
Other Small Business	14	1,025
Large Business	25	594
Sheltered Workshops	4	131
Educational & Nonprofit	17	457
State & Local Government	4	14
Foreign Contractor	1	26
Domestic Contractor Performing Outside US	0	0
WOMAN-OWNED SMALL BUSINESS	5	263
PREFERENCE PROGRAMS		
Directed to Sheltered Workshop	4	131
8 (a) Program	12	1,124
Combined LSA/SB Set-aside	0	0
Small Business Set-aside	1	32
Labor Surplus Area Set-aside	0	0
Tie Bid Preference	0	0
Buy Indian/Self Determination Act	0	0
No Preference Program or Not Listed	63	2,134
SUBJECT TO LABOR STATUTES		
Walsh Healy Act - Manufacturer	13	949
Walsh Healy Act - Dealer	6	204
Service Contract Act	6	293
Davis Bacon Act	0	0
Not Subject to Above Acts	55	1,975
PRODUCT OR SERVICE		
Supplies & Equipment	22	1,898
ADP Equipment, Purchase and Lease	3	83
Research & Development	1	46
Construction	0	0
Architect & Engineering	0	0
Real Property, Purchase & Lease, or Maintenance	0	0
ADP Services (includes Installation & Maintenance)	6	164
Other Services	48	1,230

FEDERAL PROCUREMENT DATA SYSTEM
DEFENSE NUCLEAR FACILITIES SAFETY BOARD
Actions Reported in Summary on SF281
Fiscal Year 1993 Through Fourth Quarter

PART I - PRIME CONTRACTS							
	PROCUREMENT METHODS	Number of Actions (a)	NET DOLLAR AMOUNTS (000)				Total Dollars (f)
			Small Business Concerns (b)	Large Business Concerns (c)	Domestic Outside U.S./ Foreign (d)	Other Entities (e)	
NEW AWARDS AND MODIFICATIONS	1. Tariff or Regulated Acquisitions	0					0
	2. Contracts for Foreign Government or International Organization	0					0
	3. Small Purchases	252	382	138	0	9	529
	4. Delivery Orders - GSA Schedules Only	51	40	145	0	72	257
	5. Delivery Orders- Other Federal Schedules	0	0	0	0	0	0
	6. Delivery Orders - All Other	0	0	0	0	0	0
	7. Other Procurement Methods	0	0	0	0	0	0
	8. TOTAL NEW AWARDS AND MODIFICATIONS	303	422	283	0	81	786
COMPETITION	9. Competed	28	160	43	0	47	244
	10. Not Competed	50	159	197	0	30	392
	11. Not Available for Competition	225	103	43	0	4	150
MODIFICATIONS	12. TOTAL MODIFICATIONS (Excluding Line 3)	23					14

PART II - SELECTED SOCIOECONOMIC STATISTICS (Includes both new awards and modifications)					
PREFERENCE PROGRAMS			TYPE OF CONTRACTOR		
CATEGORY	Number of Actions (a)	Total net Dollars (b)	CATEGORY	Number of Actions (a)	Total net Dollars (b)
13. Small Business - Small Purchase Set-Aside	211	382	18. Small Disadvantaged Business	7	10
14. Small Business Set-Aside	0	0	19. Woman-Owned Small Business	21	82
15. Labor Surplus Area Set-Aside	0	0	20. Sheltered Workshop	0	0
16. Combined Labor Surplus/ Small Business Set-Aside	0	0			
17. 8(a) Awards	0	0			

DEFENSE NUCLEAR FACILITIES SAFETY BOARD
Actions Reported Individually on SF279
Fiscal Year 1993 Through Fourth Quarter

	Actions	Dollars (000)
TOTAL	0	0
CICA APPLICABILITY		
Pre-CICA	0	0
CICA Awards	0	0
Small Purchases	0	0
Subject to Statute other than CICA	0	0
KIND OF CONTRACT ACTION		
Initial Letter Contract	0	0
Def. Contract Superseding Letter	0	0
New Definitive Contract	0	0
Small Purchase Procedure	0	0
Order Under IDC	0	0
Order Under BOA	0	0
Order /Mod Under GSA Schedule	0	0
Order/Mod Under VA or OPM Schedule	0	0
Modifications	0	0
Termination for Default	0	0
Termination for Convenience	0	0
SYNOPSIS OF PROCUREMENT PRIOR TO AWARD		
Synopsized Prior to Award	0	0
Not Synopsized Due to Urgency	0	0
Not Synopsized for Other Reason	0	0

FEDERAL PROCUREMENT DATA SYSTEM
DEFENSE NUCLEAR FACILITIES SAFETY BOARD
 Actions Reported Individually on SF279
 Fiscal Year 1993 Through Fourth Quarter

	Actions	Dollars (000)
SOLICITATION PROCEDURE		
Full and Open Competition - Sealed Bid	0	0
Full and Open Competition - Comp Proposal	0	0
Full and Open Competition - Combination	0	0
Architect Engineer	0	0
Basic Research	0	0
Multiple Award Schedule	0	0
Alternate Source/Reduced Cost	0	0
Alternate Source/Mobilization	0	0
Alternate Source/Eng R & D	0	0
Set-aside	0	0
Other than Full and Open Competition	0	0
FULL AND OPEN COMPETITION WITH ONLY ONE BIDDER/OFFERER	0	0
AUTHORITY FOR OTHER THAN FULL AND OPEN COMPETITION		
Only One Source	0	0
- Follow-on Contract	0	0
- Utilities (Regulated & Telecommunications)	0	0
Unusual & Compelling Urgency	0	0
Mobilization/Essential R&D	0	0
International Agreement	0	0
Authorized by Statute	0	0
Authorized Resale	0	0
National Security	0	0
Public Interest	0	0
EXTENT COMPETED		
Competed	0	0
Not Available for Competition	0	0
Follow-on to Competed Action	0	0
Not Competed	0	0
TYPE OF CONTRACT		
Fixed Price	0	0
Cost Reimbursement	0	0
Time and Material	0	0
Labor Hour	0	0
TYPE OF CONTRACTOR		
Small Disadvantaged Business	0	0
Other Small Business	0	0
Large Business	0	0
Sheltered Workshops	0	0
Educational & Nonprofit	0	0
State & Local Government	0	0
Foreign Contractor	0	0
Domestic Contractor Performing Outside US	0	0
WOMAN-OWNED SMALL BUSINESS	0	0
PREFERENCE PROGRAMS		
Directed to Sheltered Workshop	0	0
8 (a) Program	0	0
Combined LSA/SB Set-aside	0	0
Small Business Set-aside	0	0
Labor Surplus Area Set-aside	0	0
Tie Bid Preference	0	0
Buy Indian/Self Determination Act	0	0
No Preference Program or Not Listed	0	0
SUBJECT TO LABOR STATUTES		
Walsh Healy Act - Manufacturer	0	0
Walsh Healy Act - Dealer	0	0
Service Contract Act	0	0
Davis Bacon Act	0	0
Not Subject to Above Acts	0	0
PRODUCT OR SERVICE		
Supplies & Equipment	0	0
ADP Equipment, Purchase and Lease	0	0
Research & Development	0	0
Construction	0	0
Architect & Engineering	0	0
Real Property, Purchase & Lease, or Maintenance	0	0
ADP Services (includes Installation & Maintenance)	0	0
Other Services	0	0

**FEDERAL PROCUREMENT DATA SYSTEM
ENVIRONMENTAL PROTECTION AGENCY
Actions Reported in Summary on SF281
Fiscal Year 1993 Through Fourth Quarter**

PART I - PRIME CONTRACTS							
NEW AWARDS AND MODIFICATIONS	PROCUREMENT METHODS	Number of Actions (a)	NET DOLLAR AMOUNTS (000)				Total Dollars (f)
			Small Business Concerns (b)	Large Business Concerns (c)	Domestic Outside U.S./ Foreign (d)	Other Entities (e)	
	1. Tariff or Regulated Acquisitions	0					0
	2. Contracts for Foreign Government or International Organization	0					0
	3. Small Purchases	35,593	29,770	9,486	118	5,910	45,284
	4. Delivery Orders - GSA Schedules Only	6,258	9,688	27,498	0	7	37,193
	5. Delivery Orders - Other Federal Schedules	1,828	434	3,688	0	182	4,304
	6. Delivery Orders - All Other	0	0	0	0	0	0
	7. Other Procurement Methods	39	0	1	103	0	104
	8. TOTAL NEW AWARDS AND MODIFICATIONS	43,718	39,892	40,673	221	6,099	86,885
COMPETITION	9. Competed	2,399	10,295	1,964	34	471	12,764
	10. Not Competed	32,613	19,476	6,144	84	5,440	31,144
	11. Not Available for Competition	8,706	10,121	32,565	103	188	42,977
MODIFICATIONS	12. TOTAL MODIFICATIONS (Excluding Line 3)	0					0

PART II - SELECTED SOCIOECONOMIC STATISTICS (Includes both new awards and modifications)					
PREFERENCE PROGRAMS			TYPE OF CONTRACTOR		
CATEGORY	Number of Actions (a)	Total net Dollars (b)	CATEGORY	Number of Actions (a)	Total net Dollars (b)
13. Small Business - Small Purchase Set-Aside	14,792	21,827	18. Small Disadvantaged Business	540	1,360
14. Small Business Set-Aside	0	0	19. Woman-Owned Small Business	1,436	2,307
15. Labor Surplus Area Set-Aside	0	0	20. Sheltered Workshop	0	0
16. Combined Labor Surplus/ Small Business Set-Aside	0	0			
17. 8(a) Awards	0	0			

**ENVIRONMENTAL PROTECTION AGENCY
Actions Reported Individually on SF279
Fiscal Year 1993 Through Fourth Quarter**

	Actions	Dollars (000)
TOTAL	6,972	1,011,768
CICA APPLICABILITY		
Pre-CICA	1	71
CICA Awards	6,958	1,010,819
Small Purchases	0	0
Subject to Statute other than CICA	13	878
KIND OF CONTRACT ACTION		
Initial Letter Contract	0	0
Def. Contract Superseding Letter	10	3,395
New Definitive Contract	156	21,899
Small Purchase Procedure	0	0
Order Under IDC	2,929	188,613
Order Under BOA	0	0
Order /Mod Under GSA Schedule	0	0
Order/Mod Under VA or OPM Schedule	0	0
Modifications	3,877	797,861
Termination for Default	0	0
Termination for Convenience	0	0
SYNOPSIS OF PROCUREMENT PRIOR TO AWARD		
Synopsized Prior to Award	6,972	1,011,768
Not Synopsized Due to Urgency	0	0
Not Synopsized for Other Reason	0	0

FEDERAL PROCUREMENT DATA SYSTEM
ENVIRONMENTAL PROTECTION AGENCY
 Actions Reported Individually on SF279
 Fiscal Year 1993 Through Fourth Quarter

	Actions	Dollars (000)
INVITATION PROCEDURE		
Full and Open Competition - Sealed Bid	208	14,650
Full and Open Competition - Comp Proposal	4,914	698,777
Full and Open Competition - Combination	15	776
Architect Engineer	773	200,440
Basic Research	0	0
Multiple Award Schedule	0	0
Alternate Source/Reduced Cost	0	0
Alternate Source/Mobilization	0	0
Alternate Source/Eng R & D	1	25
Set-aside	273	28,460
Other than Full and Open Competition	774	67,691
FULL AND OPEN COMPETITION WITH ONLY ONE BIDDER/OFFERER	1	350
AUTHORITY FOR OTHER THAN FULL AND OPEN COMPETITION		
Only One Source	418	31,571
- Follow-on Contract	109	3,928
- Utilities (Regulated & Telecommunications)	16	1,238
Unusual & Compelling Urgency	6	848
Mobilization/Essential R&D	0	0
International Agreement	0	0
Authorized by Statute	185	15,288
Authorized Resale	163	19,935
National Security	0	0
Public Interest	2	49
EXTENT COMPLETED		
Completed	6,323	949,485
Not Available for Competition	516	48,715
Follow-on to Completed Action	11	1,968
Not Completed	122	11,600
TYPE OF CONTRACT		
Fixed Price	2,086	68,032
Cost Reimbursement	4,107	848,943
Time and Material	767	93,322
Labor Hour	12	1,471
TYPE OF CONTRACTOR		
Small Disadvantaged Business	521	49,307
Other Small Business	2,437	170,172
Large Business	3,712	752,545
Sheltered Workshops	0	0
Educational & Nonprofit	294	39,292
State & Local Government	7	302
Foreign Contractor	0	0
Domestic Contractor Performing Outside US	1	150
WOMAN-OWNED SMALL BUSINESS	143	13,624
PREFERENCE PROGRAMS		
Directed to Sheltered Workshop	0	0
8 (a) Program	517	49,065
Combined LSA/SB Set-aside	0	0
Small Business Set-aside	445	39,116
Labor Surplus Area Set-aside	3	3,215
Tie Bid Preference	0	0
Buy Indian/Self Determination Act	0	0
No Preference Program or Not Listed	6,007	920,372
SUBJECT TO LABOR STATUTES		
Walsh Healy Act - Manufacturer	267	24,260
Walsh Healy Act - Dealer	182	10,800
Service Contract Act	1,915	317,771
Davis Bacon Act	799	223,106
Not Subject to Above Acts	3,809	435,831
PRODUCT OR SERVICE		
Supplies & Equipment	56	6,148
ADP Equipment, Purchase and Lease	1,209	23,537
Research & Development	615	76,859
Construction	92	6,570
Architect & Engineering	604	196,969
Real Property, Purchase & Lease, or Maintenance	0	0
ADP Services (includes Installation & Maintenance)	876	67,948
Other Services	3,520	633,737

FEDERAL PROCUREMENT DATA SYSTEM
EQUAL EMPLOYMENT OPPORTUNITY COMMISSION
Actions Reported in Summary on SF281
Fiscal Year 1993 Through Fourth Quarter

PART I - PRIME CONTRACTS							
	PROCUREMENT METHODS	Number of Actions (a)	NET DOLLAR AMOUNTS (000)				Total Dollars (f)
			Small Business Concerns (b)	Large Business Concerns (c)	Domestic Outside U.S./ Foreign (d)	Other Entities (e)	
NEW AWARDS AND MODIFICATIONS	1. Tariff or Regulated Acquisitions	0					0
	2. Contracts for Foreign Government or International Organization	0					0
	3. Small Purchases	4,878	2,216	1,544	0	0	3,760
	4. Delivery Orders - GSA Schedules Only	768	441	1,924	0	0	2,365
	5. Delivery Orders - Other Federal Schedules	29	1	83	0	0	84
	6. Delivery Orders - All Other	0	0	0	0	0	0
	7. Other Procurement Methods	0	0	0	0	0	0
	8. TOTAL NEW AWARDS AND MODIFICATIONS	5,675	2,658	3,551	0	0	6,209
COMPETITION	9. Competed	1,017	852	2,480	0	0	3,332
	10. Not Competed	289	757	825	0	0	1,582
	11. Not Available for Competition	4,389	1,049	246	0	0	1,295
MODIFICATIONS	12. TOTAL MODIFICATIONS (Excluding Line 3)	190					72

PART II - SELECTED SOCIOECONOMIC STATISTICS (Includes both new awards and modifications)					
PREFERENCE PROGRAMS			TYPE OF CONTRACTOR		
CATEGORY	Number of Actions (a)	Total net Dollars (b)	CATEGORY	Number of Actions (a)	Total net Dollars (b)
13. Small Business - Small Purchase Set-Aside	0	0	18. Small Disadvantaged Business	80	167
14. Small Business Set-Aside	0	0	19. Woman-Owned Small Business	438	333
15. Labor Surplus Area Set-Aside	0	0	20. Sheltered Workshop	0	0
16. Combined Labor Surplus/ Small Business Set-Aside	0	0			
17. 8(a) Awards	0	0			

EQUAL EMPLOYMENT OPPORTUNITY COMMISSION
Actions Reported Individually on SF279
Fiscal Year 1993 Through Fourth Quarter

	Actions	Dollars (000)
TOTAL	408	33,885
CICA APPLICABILITY		
Pre-CICA	3	97
CICA Awards	405	33,788
Small Purchases	0	0
Subject to Statute other than CICA	0	0
KIND OF CONTRACT ACTION		
Initial Letter Contract	0	0
Def. Contract Superseding Letter	0	0
New Definitive Contract	160	24,380
Small Purchase Procedure	0	0
Order Under IDC	1	50
Order Under BOA	0	0
Order /Mod Under GSA Schedule	44	3,101
Order/Mod Under VA or OPM Schedule	0	0
Modifications	203	6,354
Termination for Default	0	0
Termination for Convenience	0	0
SYNOPSIS OF PROCUREMENT PRIOR TO AWARD		
Synopsized Prior to Award	21	2,982
Not Synopsized Due to Urgency	5	443
Not Synopsized for Other Reason	382	30,460

FEDERAL PROCUREMENT DATA SYSTEM
EQUAL EMPLOYMENT OPPORTUNITY COMMISSION
 Actions Reported Individually on SF279
 Fiscal Year 1993 Through Fourth Quarter

	Actions	Dollars (000)
SOLICITATION PROCEDURE		
Full and Open Competition - Sealed Bid	0	0
Full and Open Competition - Comp Proposal	59	6,572
Full and Open Competition - Combination	0	0
Architect Engineer	0	0
Basic Research	0	0
Multiple Award Schedule	23	1,514
Alternate Source/Reduced Cost	0	0
Alternate Source/Mobilization	0	0
Alternate Source/Eng R & D	0	0
Set-aside	0	0
Other than Full and Open Competition	323	25,702
FULL AND OPEN COMPETITION WITH ONLY ONE BIDDER/OFFERER	19	3,116
AUTHORITY FOR OTHER THAN FULL AND OPEN COMPETITION		
Only One Source	2	310
- Follow-on Contract	0	0
- Utilities (Regulated & Telecommunications)	0	0
Unusual & Compelling Urgency	9	700
Mobilization/Essential R&D	0	0
International Agreement	0	0
Authorized by Statute	312	24,692
Authorized Resale	0	0
National Security	0	0
Public Interest	0	0
EXTENT COMPETED		
Competed	87	8,295
Not Available for Competition	313	24,972
Follow-on to Competed Action	0	0
Not Competed	8	618
TYPE OF CONTRACT		
Fixed Price	390	32,436
Cost Reimbursement	1	349
Time and Material	14	964
Labor Hour	3	136
TYPE OF CONTRACTOR		
Small Disadvantaged Business	16	2,602
Other Small Business	26	2,127
Large Business	55	4,450
Sheltered Workshops	0	0
Educational & Nonprofit	0	0
State & Local Government	310	24,679
Foreign Contractor	1	27
Domestic Contractor Performing Outside US	0	0
WOMAN-OWNED SMALL BUSINESS	9	415
PREFERENCE PROGRAMS		
Directed to Sheltered Workshop	0	0
8 (a) Program	14	2,342
Combined LSA/SB Set-aside	0	0
Small Business Set-aside	0	0
Labor Surplus Area Set-aside	0	0
Tie Bid Preference	0	0
Buy Indian/Self Determination Act	0	0
No Preference Program or Not Listed	394	31,543
SUBJECT TO LABOR STATUTES		
Walsh Healy Act - Manufacturer	44	3,106
Walsh Healy Act - Dealer	8	2,086
Service Contract Act	12	1,580
Davis Bacon Act	0	0
Not Subject to Above Acts	344	27,113
PRODUCT OR SERVICE		
Supplies & Equipment	32	2,629
ADP Equipment, Purchase and Lease	33	3,773
Research & Development	0	0
Construction	0	0
Architect & Engineering	0	0
Real Property, Purchase & Lease, or Maintenance	2	354
ADP Services (includes Installation & Maintenance)	8	540
Other Services	333	26,589

FEDERAL PROCUREMENT DATA SYSTEM
FEDERAL COMMUNICATIONS COMMISSION
Actions Reported in Summary on SF281
Fiscal Year 1993 Through Fourth Quarter

PART I - PRIME CONTRACTS							
	PROCUREMENT METHODS	Number of Actions (a)	NET DOLLAR AMOUNTS (000)				Total Dollars (f)
			Small Business Concerns (b)	Large Business Concerns (c)	Domestic Outside U.S./ Foreign (d)	Other Entities (e)	
NEW AWARDS AND MODIFICATIONS	1. Tariff or Regulated Acquisitions	0					0
	2. Contracts for Foreign Government or International Organization	1					-3
	3. Small Purchases	609	736	194	0	24	954
	4. Delivery Orders - GSA Schedules Only	34	176	28	0	0	204
	5. Delivery Orders- Other Federal Schedules	3	0	0	3	0	3
	6. Delivery Orders - All Other	63	29	119	0	0	148
	7. Other Procurement Methods	98	155	-14	0	9	150
	8. TOTAL NEW AWARDS AND MODIFICATIONS	808	1,096	327	3	33	1,456
COMPETITION	9. Competed	210	664	70	3	24	761
	10. Not Competed	518	276	257	0	0	533
	11. Not Available for Competition	80	156	0	0	9	162
MODIFICATIONS	12. TOTAL MODIFICATIONS (Excluding Line 3)	142					-137

PART II - SELECTED SOCIOECONOMIC STATISTICS (Includes both new awards and modifications)					
PREFERENCE PROGRAMS			TYPE OF CONTRACTOR		
CATEGORY	Number of Actions (a)	Total net Dollars (b)	CATEGORY	Number of Actions (a)	Total net Dollars (b)
13. Small Business - Small Purchase Set-Aside	2	-6	18. Small Disadvantaged Business	2	-3
14. Small Business Set-Aside	2	-11	19. Woman-Owned Small Business	17	55
15. Labor Surplus Area Set-Aside	0	0	20. Sheltered Workshop	0	0
16. Combined Labor Surplus/ Small Business Set-Aside	0	0			
17. 8(a) Awards	21	156			

FEDERAL COMMUNICATIONS COMMISSION
Actions Reported Individually on SF279
Fiscal Year 1993 Through Fourth Quarter

	Actions	Dollars (000)
TOTAL	0	0
CICA APPLICABILITY		
Pre-CICA	0	0
CICA Awards	0	0
Small Purchases	0	0
Subject to Statute other than CICA	0	0
KIND OF CONTRACT ACTION		
Initial Letter Contract	0	0
Def. Contract Superseding Letter	0	0
New Definitive Contract	0	0
Small Purchase Procedure	0	0
Order Under IDC	0	0
Order Under BOA	0	0
Order /Mod Under GSA Schedule	0	0
Order/Mod Under VA or OPM Schedule	0	0
Modifications	0	0
Termination for Default	0	0
Termination for Convenience	0	0
SYNOPSIS OF PROCUREMENT PRIOR TO AWARD		
Synopsized Prior to Award	0	0
Not Synopsized Due to Urgency	0	0
Not Synopsized for Other Reason	0	0

FEDERAL PROCUREMENT DATA SYSTEM
FEDERAL COMMUNICATIONS COMMISSION
 Actions Reported Individually on SF279
 Fiscal Year 1993 Through Fourth Quarter

	Actions	Dollars (000)
SOLICITATION PROCEDURE		
Full and Open Competition - Sealed Bid	0	0
Full and Open Competition - Comp Proposal	0	0
Full and Open Competition - Combination	0	0
Architect Engineer	0	0
Basic Research	0	0
Multiple Award Schedule	0	0
Alternate Source/Reduced Cost	0	0
Alternate Source/Mobilization	0	0
Alternate Source/Eng R & D	0	0
Set-aside	0	0
Other than Full and Open Competition	0	0
FULL AND OPEN COMPETITION WITH ONLY ONE BIDDER/OFFERER	0	0
AUTHORITY FOR OTHER THAN FULL AND OPEN COMPETITION		
Only One Source	0	0
- Follow-on Contract	0	0
- Utilities (Regulated & Telecommunications)	0	0
Unusual & Compelling Urgency	0	0
Mobilization/Essential R&D	0	0
International Agreement	0	0
Authorized by Statute	0	0
Authorized Resale	0	0
National Security	0	0
Public Interest	0	0
EXTENT COMPETED		
Competed	0	0
Not Available for Competition	0	0
Follow-on to Competed Action	0	0
Not Competed	0	0
TYPE OF CONTRACT		
Fixed Price	0	0
Cost Reimbursement	0	0
Time and Material	0	0
Labor Hour	0	0
TYPE OF CONTRACTOR		
Small Disadvantaged Business	0	0
Other Small Business	0	0
Large Business	0	0
Sheltered Workshops	0	0
Educational & Nonprofit	0	0
State & Local Government	0	0
Foreign Contractor	0	0
Domestic Contractor Performing Outside US	0	0
WOMAN-OWNED SMALL BUSINESS	0	0
PREFERENCE PROGRAMS		
Directed to Sheltered Workshop	0	0
8 (a) Program	0	0
Combined LSA/SB Set-aside	0	0
Small Business Set-aside	0	0
Labor Surplus Area Set-aside	0	0
Tie Bid Preference	0	0
Buy Indian/Self Determination Act	0	0
No Preference Program or Not Listed	0	0
SUBJECT TO LABOR STATUTES		
Walsh Healy Act - Manufacturer	0	0
Walsh Healy Act - Dealer	0	0
Service Contract Act	0	0
Davis Bacon Act	0	0
Not Subject to Above Acts	0	0
PRODUCT OR SERVICE		
Supplies & Equipment	0	0
ADP Equipment, Purchase and Lease	0	0
Research & Development	0	0
Construction	0	0
Architect & Engineering	0	0
Real Property, Purchase & Lease, or Maintenance	0	0
ADP Services (includes Installation & Maintenance)	0	0
Other Services	0	0

**FEDERAL PROCUREMENT DATA SYSTEM
FEDERAL ELECTION COMMISSION
Actions Reported in Summary on SF281
Fiscal Year 1993 Through Fourth Quarter**

PART I - PRIME CONTRACTS							
	PROCUREMENT METHODS	Number of Actions (a)	NET DOLLAR AMOUNTS (000)				Total Dollars (f)
			Small Business Concerns (b)	Large Business Concerns (c)	Domestic Outside U.S./ Foreign (d)	Other Entities (e)	
NEW AWARDS AND MODIFICATIONS	1. Tariff or Regulated Acquisitions	62					61
	2. Contracts for Foreign Government or International Organization	0					0
	3. Small Purchases	1,507	646	884	0	23	1,796
	4. Delivery Orders - GSA Schedules Only	265	63	278	0	0	341
	5. Delivery Orders - Other Federal Schedules	0	0	0	0	0	0
	6. Delivery Orders - All Other	38	38	123	0	0	161
	7. Other Procurement Methods	0	0	0	0	0	0
	8. TOTAL NEW AWARDS AND MODIFICATIONS	1,872	747	1,526	0	23	2,356
COMPETITION	9. Competed	397	152	422	0	0	574
	10. Not Competed	62	0	0	0	0	61
	11. Not Available for Competition	1,213	595	1,104	0	23	1,724
MODIFICATIONS	12. TOTAL MODIFICATIONS (Excluding Line 3)	0					0

PART II - SELECTED SOCIOECONOMIC STATISTICS (Includes both new awards and modifications)					
PREFERENCE PROGRAMS			TYPE OF CONTRACTOR		
CATEGORY	Number of Actions (a)	Total net Dollars (b)	CATEGORY	Number of Actions (a)	Total net Dollars (b)
13. Small Business - Small Purchase Set-Aside	0	0	18. Small Disadvantaged Business	0	0
14. Small Business Set-Aside	0	0	19. Woman-Owned Small Business	143	125
15. Labor Surplus Area Set-Aside	0	0	20. Sheltered Workshop	17	5
16. Combined Labor Surplus/ Small Business Set-Aside	0	0			
17. 8(a) Awards	0	0			

**FEDERAL ELECTION COMMISSION
Actions Reported Individually on SF279
Fiscal Year 1993 Through Fourth Quarter**

	Actions	Dollars (000)
TOTAL	13	571
CICA APPLICABILITY		
Pre-CICA	0	0
CICA Awards	13	571
Small Purchases	0	0
Subject to Statute other than CICA	0	0
KIND OF CONTRACT ACTION		
Initial Letter Contract	0	0
Def. Contract Superseding Letter	0	0
New Definitive Contract	0	0
Small Purchase Procedure	0	0
Order Under IDC	13	571
Order Under BOA	0	0
Order /Mod Under GSA Schedule	0	0
Order/Mod Under VA or OPM Schedule	0	0
Modifications	0	0
Termination for Default	0	0
Termination for Convenience	0	0
SYNOPSIS OF PROCUREMENT PRIOR TO AWARD		
Synopsized Prior to Award	13	571
Not Synopsized Due to Urgency	0	0
Not Synopsized for Other Reason	0	0

FEDERAL PROCUREMENT DATA SYSTEM
FEDERAL ELECTION COMMISSION
 Actions Reported Individually on SF279
 Fiscal Year 1993 Through Fourth Quarter

	Actions	Dollars (000)
SOLICITATION PROCEDURE		
Full and Open Competition - Sealed Bid	0	0
Full and Open Competition - Comp Proposal	13	571
Full and Open Competition - Combination	0	0
Architect Engineer	0	0
Basic Research	0	0
Multiple Award Schedule	0	0
Alternate Source/Reduced Cost	0	0
Alternate Source/Mobilization	0	0
Alternate Source/Eng R & D	0	0
Set-aside	0	0
Other than Full and Open Competition	0	0
FULL AND OPEN COMPETITION WITH ONLY ONE BIDDER/OFFERER	0	0
AUTHORITY FOR OTHER THAN FULL AND OPEN COMPETITION		
Only One Source	0	0
- Follow-on Contract	0	0
- Utilities (Regulated & Telecommunications)	0	0
Unusual & Compelling Urgency	0	0
Mobilization/Essential R&D	0	0
International Agreement	0	0
Authorized by Statute	0	0
Authorized Resale	0	0
National Security	0	0
Public Interest	0	0
EXTENT COMPETED		
Competed	13	571
Not Available for Competition	0	0
Follow-on to Competed Action	0	0
Not Competed	0	0
TYPE OF CONTRACT		
Fixed Price	13	571
Cost Reimbursement	0	0
Time and Material	0	0
Labor Hour	0	0
TYPE OF CONTRACTOR		
Small Disadvantaged Business	0	0
Other Small Business	0	0
Large Business	13	571
Sheltered Workshops	0	0
Educational & Nonprofit	0	0
State & Local Government	0	0
Foreign Contractor	0	0
Domestic Contractor Performing Outside US	0	0
WOMAN-OWNED SMALL BUSINESS		
PREFERENCE PROGRAMS		
Directed to Sheltered Workshop	0	0
8 (a) Program	0	0
Combined LSA/SB Set-aside	0	0
Small Business Set-aside	0	0
Labor Surplus Area Set-aside	0	0
Tie Bid Preference	0	0
Buy Indian/Self Determination Act	0	0
No Preference Program or Not Listed	13	571
SUBJECT TO LABOR STATUTES		
Walsh Healy Act - Manufacturer	0	0
Walsh Healy Act - Dealer	0	0
Service Contract Act	0	0
Davis Bacon Act	0	0
Not Subject to Above Acts	13	571
PRODUCT OR SERVICE		
Supplies & Equipment	0	0
ADP Equipment, Purchase and Lease	0	0
Research & Development	0	0
Construction	0	0
Architect & Engineering	0	0
Real Property, Purchase & Lease, or Maintenance	0	0
ADP Services (includes Installation & Maintenance)	13	571
Other Services	0	0

FEDERAL PROCUREMENT DATA SYSTEM
FEDERAL EMERGENCY MANAGEMENT AGENCY
Actions Reported in Summary on SF281
Fiscal Year 1993 Through Fourth Quarter

PART I - PRIME CONTRACTS							
	PROCUREMENT METHODS	Number of Actions (a)	NET DOLLAR AMOUNTS (000)				Total Dollars (f)
			Small Business Concerns (b)	Large Business Concerns (c)	Domestic Outside U.S./ Foreign (d)	Other Entities (e)	
NEW AWARDS AND MODIFICATIONS	1. Tariff or Regulated Acquisitions	6					6
	2. Contracts for Foreign Government or International Organization	22					108
	3. Small Purchases	4,014	8,562	0	0	2,320	10,882
	4. Delivery Orders - GSA Schedules Only	648	2,245	0	0	318	2,563
	5. Delivery Orders- Other Federal Schedules	58	178	0	0	11	189
	6. Delivery Orders - All Other	0	0	0	0	0	0
	7. Other Procurement Methods	530	1,817	0	0	100	1,917
	8. TOTAL NEW AWARDS AND MODIFICATIONS	5,278	12,802	0	0	2,749	15,665
COMPETITION	9. Competed	2,920	9,811	0	0	0	9,811
	10. Not Competed	397	7	0	0	2,749	2,756
	11. Not Available for Competition	1,961	2,984	0	0	0	3,098
MODIFICATIONS	12. TOTAL MODIFICATIONS (Excluding Line 3)	384					581

PART II - SELECTED SOCIOECONOMIC STATISTICS (Includes both new awards and modifications)					
PREFERENCE PROGRAMS			TYPE OF CONTRACTOR		
CATEGORY	Number of Actions (a)	Total net Dollars (b)	CATEGORY	Number of Actions (a)	Total net Dollars (b)
13. Small Business - Small Purchase Set-Aside	2,339	5,299	18. Small Disadvantaged Business	41	255
14. Small Business Set-Aside	200	861	19. Woman-Owned Small Business	143	280
15. Labor Surplus Area Set-Aside	21	47	20. Sheltered Workshop	0	0
16. Combined Labor Surplus/ Small Business Set-Aside	34	65			
17. 8(a) Awards	10	69			

FEDERAL EMERGENCY MANAGEMENT AGENCY
Actions Reported Individually on SF279
Fiscal Year 1993 Through Fourth Quarter

	Actions	Dollars (000)
TOTAL	964	238,599
CICA APPLICABILITY		
Pre-CICA	18	804
CICA Awards	946	237,795
Small Purchases	0	0
Subject to Statute other than CICA	0	0
KIND OF CONTRACT ACTION		
Initial Letter Contract	0	0
Def. Contract Superseding Letter	2	2
New Definitive Contract	132	27,124
Small Purchase Procedure	0	0
Order Under IDC	431	50,463
Order Under BOA	0	0
Order /Mod Under GSA Schedule	48	2,393
Order/Mod Under VA or OPM Schedule	0	0
Modifications	351	158,617
Termination for Default	0	0
Termination for Convenience	0	0
SYNOPSIS OF PROCUREMENT PRIOR TO AWARD		
Synopsized Prior to Award	619	116,708
Not Synopsized Due to Urgency	26	45,006
Not Synopsized for Other Reason	319	76,885

FEDERAL PROCUREMENT DATA SYSTEM
FEDERAL EMERGENCY MANAGEMENT AGENCY
 Actions Reported Individually on SF279
 Fiscal Year 1993 Through Fourth Quarter

	Actions	Dollars (000)
SOLICITATION PROCEDURE		
Full and Open Competition - Sealed Bid	89	6,593
Full and Open Competition - Comp Proposal	198	29,558
Full and Open Competition - Combination	4	25,917
Architect Engineer	251	43,400
Basic Research	0	0
Multiple Award Schedule	42	2,164
Alternate Source/Reduced Cost	0	0
Alternate Source/Mobilization	0	0
Alternate Source/Eng R & D	0	0
Set-aside	68	12,647
Other than Full and Open Competition	294	117,516
FULL AND OPEN COMPETITION WITH ONLY ONE BIDDER/OFFERER	63	6,487
AUTHORITY FOR OTHER THAN FULL AND OPEN COMPETITION		
Only One Source	71	35,770
- Follow-on Contract	3	290
- Utilities (Regulated & Telecommunications)	32	1,787
Unusual & Compelling Urgency	28	45,285
Mobilization/Essential R&D	0	0
International Agreement	0	0
Authorized by Statute	153	23,704
Authorized Resale	0	0
National Security	42	12,757
Public Interest	0	0
EXTENT COMPETED		
Competed	697	172,690
Not Available for Competition	186	25,607
Follow-on to Competed Action	0	0
Not Competed	81	40,302
TYPE OF CONTRACT		
Fixed Price	473	93,625
Cost Reimbursement	442	139,557
Time and Material	19	1,648
Labor Hour	30	3,789
TYPE OF CONTRACTOR		
Small Disadvantaged Business	165	23,522
Other Small Business	323	36,799
Large Business	448	176,584
Sheltered Workshops	0	0
Educational & Nonprofit	15	1,622
State & Local Government	12	16
Foreign Contractor	0	0
Domestic Contractor Performing Outside US	1	56
WOMAN-OWNED SMALL BUSINESS	80	8,363
PREFERENCE PROGRAMS		
Directed to Sheltered Workshop	0	0
8 (a) Program	139	21,039
Combined LSA/SB Set-aside	2	48
Small Business Set-aside	176	23,597
Labor Surplus Area Set-aside	2	892
Tie Bid Preference	0	0
Buy Indian/Self Determination Act	0	0
No Preference Program or Not Listed	645	193,023
SUBJECT TO LABOR STATUTES		
Walsh Healy Act - Manufacturer	82	51,548
Walsh Healy Act - Dealer	37	2,482
Service Contract Act	173	48,635
Davis Bacon Act	64	9,904
Not Subject to Above Acts	608	126,030
PRODUCT OR SERVICE		
Supplies & Equipment	72	48,369
ADP Equipment, Purchase and Lease	69	7,103
Research & Development	2	155
Construction	87	12,425
Architect & Engineering	287	48,246
Real Property, Purchase & Lease, or Maintenance	2	64
ADP Services (includes Installation & Maintenance)	71	18,685
Other Services	374	103,552

FEDERAL PROCUREMENT DATA SYSTEM
FEDERAL ENERGY REGULATORY COMMISSION
Actions Reported in Summary on SF281
Fiscal Year 1993 Through Fourth Quarter

PART I - PRIME CONTRACTS							
	PROCUREMENT METHODS	Number of Actions (a)	NET DOLLAR AMOUNTS (000)				Total Dollars (f)
			Small Business Concerns (b)	Large Business Concerns (c)	Domestic Outside U.S./ Foreign (d)	Other Entities (e)	
NEW AWARDS AND MODIFICATIONS	1. Tariff or Regulated Acquisitions	4					126
	2. Contracts for Foreign Government or International Organization	0					0
	3. Small Purchases	278	1,159	231	0	0	1,390
	4. Delivery Orders - GSA Schedules Only	83	764	1,301	0	0	2,065
	5. Delivery Orders- Other Federal Schedules	0	0	0	0	0	0
	6. Delivery Orders - All Other	10	5	519	0	0	524
	7. Other Procurement Methods	0	0	0	0	0	0
	8. TOTAL NEW AWARDS AND MODIFICATIONS	375	1,928	2,051	0	0	4,105
COMPETITION	9. Competed	150	1,370	1,829	0	0	3,199
	10. Not Competed	62	237	116	0	0	353
	11. Not Available for Competition	163	321	106	0	0	553
MODIFICATIONS	12. TOTAL MODIFICATIONS (Excluding Line 3)	64					24

PART II - SELECTED SOCIOECONOMIC STATISTICS (Includes both new awards and modifications)					
PREFERENCE PROGRAMS			TYPE OF CONTRACTOR		
CATEGORY	Number of Actions (a)	Total net Dollars (b)	CATEGORY	Number of Actions (a)	Total net Dollars (b)
13. Small Business - Small Purchase Set-Aside	82	451	18. Small Disadvantaged Business	4	18
14. Small Business Set-Aside	2	4	19. Woman-Owned Small Business	5	10
15. Labor Surplus Area Set-Aside	0	0	20. Sheltered Workshop	0	0
16. Combined Labor Surplus/ Small Business Set-Aside	0	0			
17. 8(a) Awards	0	0			

FEDERAL ENERGY REGULATORY COMMISSION
Actions Reported Individually on SF279
Fiscal Year 1993 Through Fourth Quarter

	Actions	Dollars (000)
TOTAL	47	14,471
CICA APPLICABILITY		
Pre-CICA	0	0
CICA Awards	47	14,471
Small Purchases	0	0
Subject to Statute other than CICA	0	0
KIND OF CONTRACT ACTION		
Initial Letter Contract	0	0
Def. Contract Superseding Letter	1	2
New Definitive Contract	3	275
Small Purchase Procedure	0	0
Order Under IDC	1	849
Order Under BOA	0	0
Order /Mod Under GSA Schedule	0	0
Order/Mod Under VA or OPM Schedule	0	0
Modifications	42	13,345
Termination for Default	0	0
Termination for Convenience	0	0
SYNOPSIS OF PROCUREMENT PRIOR TO AWARD		
Synopsized Prior to Award	16	4,278
Not Synopsized Due to Urgency	1	156
Not Synopsized for Other Reason	30	10,037

FEDERAL PROCUREMENT DATA SYSTEM
FEDERAL ENERGY REGULATORY COMMISSION
 Actions Reported Individually on SF279
 Fiscal Year 1993 Through Fourth Quarter

	Actions	Dollars (000)
SELECTION PROCEDURE		
Full and Open Competition - Sealed Bid	2	13
Full and Open Competition - Comp Proposal	29	12,504
Full and Open Competition - Combination	0	0
Architect Engineer	0	0
Basic Research	0	0
Multiple Award Schedule	0	0
Alternate Source/Reduced Cost	0	0
Alternate Source/Mobilization	0	0
Alternate Source/Eng R & D	0	0
Set-aside	0	0
Other than Full and Open Competition	16	1,954
FULL AND OPEN COMPETITION WITH ONLY ONE BIDDER/OFFERER	0	0
AUTHORITY FOR OTHER THAN FULL AND OPEN COMPETITION		
Only One Source	10	720
- Follow-on Contract	0	0
- Utilities (Regulated & Telecommunications)	0	0
Unusual & Compelling Urgency	1	156
Mobilization/Essential R&D	0	0
International Agreement	0	0
Authorized by Statute	5	1,078
Authorized Resale	0	0
National Security	0	0
Public Interest	0	0
EXTENT COMPETED		
Competed	32	12,542
Not Available for Competition	5	1,078
Follow-on to Competed Action	0	0
Not Competed	10	851
TYPE OF CONTRACT		
Fixed Price	14	1,784
Cost Reimbursement	27	12,532
Time and Material	6	155
Labor Hour	0	0
TYPE OF CONTRACTOR		
Small Disadvantaged Business	7	1,091
Other Small Business	9	1,279
Large Business	30	12,076
Sheltered Workshops	0	0
Educational & Nonprofit	1	25
State & Local Government	0	0
Foreign Contractor	0	0
Domestic Contractor Performing Outside US	0	0
WOMAN-OWNED SMALL BUSINESS	0	0
PREFERENCE PROGRAMS		
Directed to Sheltered Workshop	0	0
8 (a) Program	5	1,078
Combined LSA/SB Set-aside	0	0
Small Business Set-aside	2	13
Labor Surplus Area Set-aside	0	0
Tie Bid Preference	0	0
Buy Indian/Self Determination Act	0	0
No Preference Program or Not Listed	40	13,380
SUBJECT TO LABOR STATUTES		
Walsh Healy Act - Manufacturer	0	0
Walsh Healy Act - Dealer	2	916
Service Contract Act	14	6,788
Davis Bacon Act	0	0
Not Subject to Above Acts	31	6,767
PRODUCT OR SERVICE		
Supplies & Equipment	0	0
ADP Equipment, Purchase and Lease	1	849
Research & Development	0	0
Construction	0	0
Architect & Engineering	0	0
Real Property, Purchase & Lease, or Maintenance	6	612
ADP Services (includes Installation & Maintenance)	8	5,607
Other Services	32	7,403

FEDERAL PROCUREMENT DATA SYSTEM
FEDERAL LABOR RELATIONS AUTHORITY
Actions Reported in Summary on SF281
Fiscal Year 1993 Through Fourth Quarter

PART I - PRIME CONTRACTS							
	PROCUREMENT METHODS	Number of Actions (a)	NET DOLLAR AMOUNTS (000)				Total Dollars (f)
			Small Business Concerns (b)	Large Business Concerns (c)	Domestic Outside U.S./ Foreign (d)	Other Entities (e)	
NEW AWARDS AND MODIFICATIONS	1. Tariff or Regulated Acquisitions	0					0
	2. Contracts for Foreign Government or International Organization	0					0
	3. Small Purchases	409	645	463	0	0	1,108
	4. Delivery Orders - GSA Schedules Only	125	218	359	0	0	577
	5. Delivery Orders - Other Federal Schedules	0	0	0	0	0	0
	6. Delivery Orders - All Other	0	0	0	0	0	0
	7. Other Procurement Methods	11	0	109	0	0	109
	8. TOTAL NEW AWARDS AND MODIFICATIONS	545	863	931	0	0	1,794
COMPETITION	9. Competed	105	431	312	0	0	743
	10. Not Competed	275	149	155	0	0	304
	11. Not Available for Competition	165	283	484	0	0	747
MODIFICATIONS	12. TOTAL MODIFICATIONS (Excluding Line 3)	0					0

PART II - SELECTED SOCIOECONOMIC STATISTICS (Includes both new awards and modifications)					
PREFERENCE PROGRAMS			TYPE OF CONTRACTOR		
CATEGORY	Number of Actions (a)	Total net Dollars (b)	CATEGORY	Number of Actions (a)	Total net Dollars (b)
13. Small Business - Small Purchase Set-Aside	0	0	18. Small Disadvantaged Business	0	0
14. Small Business Set-Aside	0	0	19. Woman-Owned Small Business	4	2
15. Labor Surplus Area Set-Aside	0	0	20. Sheltered Workshop	0	0
16. Combined Labor Surplus/ Small Business Set-Aside	0	0			
17. 8(a) Awards	0	0			

FEDERAL LABOR RELATIONS AUTHORITY
Actions Reported Individually on SF279
Fiscal Year 1993 Through Fourth Quarter

	Actions	Dollars (000)
TOTAL	3	106
CICA APPLICABILITY		
Pre-CICA	0	0
CICA Awards	3	106
Small Purchases	0	0
Subject to Statute other than CICA	0	0
KIND OF CONTRACT ACTION		
Initial Letter Contract	0	0
Def. Contract Superseding Letter	0	0
New Definitive Contract	0	0
Small Purchase Procedure	0	0
Order Under IDC	0	0
Order Under BOA	0	0
Order /Mod Under GSA Schedule	3	106
Order/Mod Under VA or OPM Schedule	0	0
Modifications	0	0
Termination for Default	0	0
Termination for Convenience	0	0
SYNOPSIS OF PROCUREMENT PRIOR TO AWARD		
Synopsized Prior to Award	3	106
Not Synopsized Due to Urgency	0	0
Not Synopsized for Other Reason	0	0

FEDERAL PROCUREMENT DATA SYSTEM
FEDERAL LABOR RELATIONS AUTHORITY
 Actions Reported Individually on SF279
 Fiscal Year 1993 Through Fourth Quarter

SPECIFICATION PROCEDURE	Actions	Dollars (000)
Full and Open Competition - Sealed Bid	0	0
Full and Open Competition - Comp Proposal	0	0
Full and Open Competition - Combination	0	0
Architect Engineer	0	0
Basic Research	0	0
Multiple Award Schedule	3	106
Alternate Source/Reduced Cost	0	0
Alternate Source/Mobilization	0	0
Alternate Source/Eng R & D	0	0
Set-aside	0	0
Other than Full and Open Competition	0	0
FULL AND OPEN COMPETITION WITH ONLY ONE BIDDER/OFFERER	0	0
AUTHORITY FOR OTHER THAN FULL AND OPEN COMPETITION		
Only One Source	0	0
- Follow-on Contract	0	0
- Utilities (Regulated & Telecommunications)	0	0
Unusual & Compelling Urgency	0	0
Mobilization/Essential R&D	0	0
International Agreement	0	0
Authorized by Statute	0	0
Authorized Resale	0	0
National Security	0	0
Public Interest	0	0
EXTENT COMPETED		
Competed	3	106
Not Available for Competition	0	0
Follow-on to Competed Action	0	0
Not Competed	0	0
TYPE OF CONTRACT		
Fixed Price	3	106
Cost Reimbursement	0	0
Time and Material	0	0
Labor Hour	0	0
TYPE OF CONTRACTOR		
Small Disadvantaged Business	0	0
Other Small Business	2	77
Large Business	1	29
Sheltered Workshops	0	0
Educational & Nonprofit	0	0
State & Local Government	0	0
Foreign Contractor	0	0
Domestic Contractor Performing Outside US	0	0
WOMAN-OWNED SMALL BUSINESS	0	0
PREFERENCE PROGRAMS		
Directed to Sheltered Workshop	0	0
8 (a) Program	0	0
Combined LSA/SB Set-aside	0	0
Small Business Set-aside	0	0
Labor Surplus Area Set-aside	0	0
Tie Bid Preference	0	0
Buy Indian/Self Determination Act	0	0
No Preference Program or Not Listed	3	106
SUBJECT TO LABOR STATUTES		
Walsh Healy Act - Manufacturer	2	58
Walsh Healy Act - Dealer	1	48
Service Contract Act	0	0
Davis Bacon Act	0	0
Not Subject to Above Acts	0	0
PRODUCT OR SERVICE		
Supplies & Equipment	2	58
ADP Equipment, Purchase and Lease	1	48
Research & Development	0	0
Construction	0	0
Architect & Engineering	0	0
Real Property, Purchase & Lease, or Maintenance	0	0
ADP Services (includes Installation & Maintenance)	0	0
Other Services	0	0

FEDERAL PROCUREMENT DATA SYSTEM
FEDERAL MARITIME COMMISSION
Actions Reported in Summary on SF281
Fiscal Year 1993 Through Fourth Quarter

PART I - PRIME CONTRACTS							
	PROCUREMENT METHODS	Number of Actions (a)	NET DOLLAR AMOUNTS (000)				
			Small Business Concerns (b)	Large Business Concerns (c)	Domestic Outside U.S./ Foreign (d)	Other Entities (e)	Total Dollars (f)
NEW AWARDS AND MODIFICATIONS	1. Tariff or Regulated Acquisitions	0				0	
	2. Contracts for Foreign Government or International Organization	0				0	
	3. Small Purchases	308	213	166	0	0	379
	4. Delivery Orders - GSA Schedules Only	95	75	79	0	0	154
	5. Delivery Orders- Other Federal Schedules	0	0	0	0	0	0
	6. Delivery Orders - All Other	0	0	0	0	0	0
	7. Other Procurement Methods	0	0	0	0	0	0
	8. TOTAL NEW AWARDS AND MODIFICATIONS	403	288	245	0	0	533
COMPETITION	9. Competed	290	257	159	0	0	416
	10. Not Competed	13	4	1	0	0	5
	11. Not Available for Competition	100	27	85	0	0	112
MODIFICATIONS	12. TOTAL MODIFICATIONS (Excluding Line 3)	29					36

PART II - SELECTED SOCIOECONOMIC STATISTICS (Includes both new awards and modifications)					
PREFERENCE PROGRAMS			TYPE OF CONTRACTOR		
CATEGORY	Number of Actions (a)	Total net Dollars (b)	CATEGORY	Number of Actions (a)	Total net Dollars (b)
13. Small Business - Small Purchase Set-Aside	205	210	18. Small Disadvantaged Business	17	9
14. Small Business Set-Aside	0	0	19. Woman-Owned Small Business	11	9
15. Labor Surplus Area Set-Aside	0	0	20. Sheltered Workshop	0	0
16. Combined Labor Surplus/ Small Business Set-Aside	0	0			
17. 8(a) Awards	0	0			

FEDERAL MARITIME COMMISSION
Actions Reported Individually on SF279
Fiscal Year 1993 Through Fourth Quarter

	Actions	Dollars (000)
TOTAL	4	512
CICA APPLICABILITY		
Pre-CICA	0	0
CICA Awards	4	512
Small Purchases	0	0
Subject to Statute other than CICA	0	0
KIND OF CONTRACT ACTION		
Initial Letter Contract	0	0
Def. Contract Superseding Letter	0	0
New Definitive Contract	1	90
Small Purchase Procedure	0	0
Order Under IDC	0	0
Order Under BOA	0	0
Order /Mod Under GSA Schedule	2	105
Order/Mod Under VA or OPM Schedule	0	0
Modifications	1	317
Termination for Default	0	0
Termination for Convenience	0	0
SYNOPSIS OF PROCUREMENT PRIOR TO AWARD		
Synopsized Prior to Award	2	407
Not Synopsized Due to Urgency	0	0
Not Synopsized for Other Reason	2	105

FEDERAL PROCUREMENT DATA SYSTEM
FEDERAL MARITIME COMMISSION
 Actions Reported Individually on SF279
 Fiscal Year 1993 Through Fourth Quarter

	Actions	Dollars (000)
SOLICITATION PROCEDURE		
Full and Open Competition - Sealed Bid	1	317
Full and Open Competition - Comp Proposal	0	0
Full and Open Competition - Combination	0	0
Architect Engineer	0	0
Basic Research	0	0
Multiple Award Schedule	2	105
Alternate Source/Reduced Cost	0	0
Alternate Source/Mobilization	0	0
Alternate Source/Eng R & D	0	0
Set-aside	0	0
Other than Full and Open Competition	1	90
FULL AND OPEN COMPETITION WITH ONLY ONE BIDDER/OFFERER	0	0
AUTHORITY FOR OTHER THAN FULL AND OPEN COMPETITION		
Only One Source	1	90
- Follow-on Contract	0	0
- Utilities (Regulated & Telecommunications)	0	0
Unusual & Compelling Urgency	0	0
Mobilization/Essential R&D	0	0
International Agreement	0	0
Authorized by Statute	0	0
Authorized Resale	0	0
National Security	0	0
Public Interest	0	0
EXTENT COMPETED		
Competed	3	422
Not Available for Competition	1	90
Follow-on to Competed Action	0	0
Not Competed	0	0
TYPE OF CONTRACT		
Fixed Price	3	195
Cost Reimbursement	1	317
Time and Material	0	0
Labor Hour	0	0
TYPE OF CONTRACTOR		
Small Disadvantaged Business	0	0
Other Small Business	0	0
Large Business	4	512
Sheltered Workshops	0	0
Educational & Nonprofit	0	0
State & Local Government	0	0
Foreign Contractor	0	0
Domestic Contractor Performing Outside US	0	0
WOMAN-OWNED SMALL BUSINESS	0	0
PREFERENCE PROGRAMS		
Directed to Sheltered Workshop	0	0
8 (a) Program	0	0
Combined LSA/SB Set-aside	0	0
Small Business Set-aside	0	0
Labor Surplus Area Set-aside	0	0
Tie Bid Preference	0	0
Buy Indian/Self Determination Act	0	0
No Preference Program or Not Listed	4	512
SUBJECT TO LABOR STATUTES		
Walsh Healy Act - Manufacturer	2	392
Walsh Healy Act - Dealer	1	90
Service Contract Act	1	30
Davis Bacon Act	0	0
Not Subject to Above Acts	0	0
PRODUCT OR SERVICE		
Supplies & Equipment	1	75
ADP Equipment, Purchase and Lease	0	0
Research & Development	0	0
Construction	0	0
Architect & Engineering	0	0
Real Property, Purchase & Lease, or Maintenance	0	0
ADP Services (includes Installation & Maintenance)	1	317
Other Services	2	120

FEDERAL PROCUREMENT DATA SYSTEM
FEDERAL MEDIATION AND CONCILIATION SERVICE
Actions Reported in Summary on SF281
Fiscal Year 1993 Through Fourth Quarter

PART I - PRIME CONTRACTS							
	PROCUREMENT METHODS	Number of Actions (a)	NET DOLLAR AMOUNTS (000)				Total Dollars (f)
			Small Business Concerns (b)	Large Business Concerns (c)	Domestic Outside U.S./ Foreign (d)	Other Entities (e)	
NEW AWARDS AND MODIFICATIONS	1. Tariff or Regulated Acquisitions	0					0
	2. Contracts for Foreign Government or International Organization	0					0
	3. Small Purchases	685	456	674	0	0	1,130
	4. Delivery Orders - GSA Schedules Only	80	18	222	0	0	240
	5. Delivery Orders - Other Federal Schedules	78	6	188	0	0	194
	6. Delivery Orders - All Other	521	433	266	0	0	699
	7. Other Procurement Methods	0	0	0	0	0	0
	8. TOTAL NEW AWARDS AND MODIFICATIONS	1,364	913	1,350	0	0	2,263
COMPETITION	9. Competed	1,002	788	847	0	0	1,635
	10. Not Competed	167	40	224	0	0	264
	11. Not Available for Competition	195	85	279	0	0	364
MODIFICATIONS	12. TOTAL MODIFICATIONS (Excluding Line 3)	828					987

PART II - SELECTED SOCIOECONOMIC STATISTICS (Includes both new awards and modifications)					
PREFERENCE PROGRAMS			TYPE OF CONTRACTOR		
CATEGORY	Number of Actions (a)	Total net Dollars (b)	CATEGORY	Number of Actions (a)	Total net Dollars (b)
13. Small Business - Small Purchase Set-Aside	0	0	18. Small Disadvantaged Business	0	0
14. Small Business Set-Aside	0	0	19. Women-Owned Small Business	0	0
15. Labor Surplus Area Set-Aside	0	0	20. Sheltered Workshop	0	0
16. Combined Labor Surplus/ Small Business Set-Aside	0	0			
17. 8(a) Awards	0	0			

FEDERAL MEDIATION AND CONCILIATION SERVICE
Actions Reported Individually on SF279
Fiscal Year 1993 Through Fourth Quarter

	Actions	Dollars (000)
TOTAL	0	0
CICA APPLICABILITY		
Pre-CICA	0	0
CICA Awards	0	0
Small Purchases	0	0
Subject to Statute other than CICA	0	0
KIND OF CONTRACT ACTION		
Initial Letter Contract	0	0
Def. Contract Superseding Letter	0	0
New Definitive Contract	0	0
Small Purchase Procedure	0	0
Order Under IDC	0	0
Order Under BOA	0	0
Order /Mod Under GSA Schedule	0	0
Order/Mod Under VA or OPM Schedule	0	0
Modifications	0	0
Termination for Default	0	0
Termination for Convenience	0	0
SYNOPSIS OF PROCUREMENT PRIOR TO AWARD		
Synopsized Prior to Award	0	0
Not Synopsized Due to Urgency	0	0
Not Synopsized for Other Reason	0	0

FEDERAL PROCUREMENT DATA SYSTEM
FEDERAL MEDIATION AND CONCILIATION SERVICE
 Actions Reported Individually on SF279
 Fiscal Year 1993 Through Fourth Quarter

	Actions	Dollars (000)
SOLICITATION PROCEDURE		
Full and Open Competition - Sealed Bid	0	0
Full and Open Competition - Comp Proposal	0	0
Full and Open Competition - Combination	0	0
Architect Engineer	0	0
Basic Research	0	0
Multiple Award Schedule	0	0
Alternate Source/Reduced Cost	0	0
Alternate Source/Mobilization	0	0
Alternate Source/Eng R & D	0	0
Set-aside	0	0
Other than Full and Open Competition	0	0
FULL AND OPEN COMPETITION WITH ONLY ONE BIDDER/OFFERER		
AUTHORITY FOR OTHER THAN FULL AND OPEN COMPETITION		
Only One Source	0	0
- Follow-on Contract	0	0
- Utilities (Regulated & Telecommunications)	0	0
Unusual & Compelling Urgency	0	0
Mobilization/Essential R&D	0	0
International Agreement	0	0
Authorized by Statute	0	0
Authorized Resale	0	0
National Security	0	0
Public Interest	0	0
EXTENT COMPETED		
Competed	0	0
Not Available for Competition	0	0
Follow-on to Competed Action	0	0
Not Competed	0	0
TYPE OF CONTRACT		
Fixed Price	0	0
Cost Reimbursement	0	0
Time and Material	0	0
Labor Hour	0	0
TYPE OF CONTRACTOR		
Small Disadvantaged Business	0	0
Other Small Business	0	0
Large Business	0	0
Sheltered Workshops	0	0
Educational & Nonprofit	0	0
State & Local Government	0	0
Foreign Contractor	0	0
Domestic Contractor Performing Outside US	0	0
WOMAN-OWNED SMALL BUSINESS		
PREFERENCE PROGRAMS		
Directed to Sheltered Workshop	0	0
8 (a) Program	0	0
Combined LSA/SB Set-aside	0	0
Small Business Set-aside	0	0
Labor Surplus Area Set-aside	0	0
Tie Bid Preference	0	0
Buy Indian/Self Determination Act	0	0
No Preference Program or Not Listed	0	0
SUBJECT TO LABOR STATUTES		
Walsh Healy Act - Manufacturer	0	0
Walsh Healy Act - Dealer	0	0
Service Contract Act	0	0
Davis Bacon Act	0	0
Not Subject to Above Acts	0	0
PRODUCT OR SERVICE		
Supplies & Equipment	0	0
ADP Equipment, Purchase and Lease	0	0
Research & Development	0	0
Construction	0	0
Architect & Engineering	0	0
Real Property, Purchase & Lease, or Maintenance	0	0
ADP Services (includes Installation & Maintenance)	0	0
Other Services	0	0

FEDERAL PROCUREMENT DATA SYSTEM
FEDERAL MINE SAFETY AND HEALTH REVIEW COMMISSION
Actions Reported in Summary on SF281
Fiscal Year 1993 Through Fourth Quarter

PART I - PRIME CONTRACTS							
	PROCUREMENT METHODS	Number of Actions (a)	NET DOLLAR AMOUNTS (000)				Total Dollars (f)
			Small Business Concerns (b)	Large Business Concerns (c)	Domestic Outside U.S./ Foreign (d)	Other Entities (e)	
NEW AWARDS AND MODIFICATIONS	1. Tariff or Regulated Acquisitions	0					0
	2. Contracts for Foreign Government or International Organization	0					0
	3. Small Purchases	340	331	0	0	0	331
	4. Delivery Orders - GSA Schedules Only	30	0	13	0	0	13
	5. Delivery Orders - Other Federal Schedules	0	0	0	0	0	0
	6. Delivery Orders - All Other	283	316	0	0	0	316
	7. Other Procurement Methods	0	0	0	0	0	0
	8. TOTAL NEW AWARDS AND MODIFICATIONS	653	647	13	0	0	660
COMPETITION	9. Competed	653	647	13	0	0	660
	10. Not Competed	0	0	0	0	0	0
	11. Not Available for Competition	0	0	0	0	0	0
MODIFICATIONS	12. TOTAL MODIFICATIONS (Excluding Line 3)	0					0

PART II - SELECTED SOCIOECONOMIC STATISTICS (Includes both new awards and modifications)					
PREFERENCE PROGRAMS			TYPE OF CONTRACTOR		
CATEGORY	Number of Actions (a)	Total net Dollars (b)	CATEGORY	Number of Actions (a)	Total net Dollars (b)
13. Small Business - Small Purchase Set-Aside	0	0	18. Small Disadvantaged Business	0	0
14. Small Business Set-Aside	0	0	19. Woman-Owned Small Business	0	0
15. Labor Surplus Area Set-Aside	0	0	20. Sheltered Workshop	0	0
16. Combined Labor Surplus/ Small Business Set-Aside	0	0			
17. 8(a) Awards	0	0			

FEDERAL MINE SAFETY AND HEALTH REVIEW COMMISSION
Actions Reported Individually on SF279
Fiscal Year 1993 Through Fourth Quarter

	Actions	Dollars (000)
TOTAL	0	0
CICA APPLICABILITY		
Pre-CICA	0	0
CICA Awards	0	0
Small Purchases	0	0
Subject to Statute other than CICA	0	0
KIND OF CONTRACT ACTION		
Initial Letter Contract	0	0
Def. Contract Superseding Letter	0	0
New Definitive Contract	0	0
Small Purchase Procedure	0	0
Order Under IDC	0	0
Order Under BOA	0	0
Order /Mod Under GSA Schedule	0	0
Order/Mod Under VA or OPM Schedule	0	0
Modifications	0	0
Termination for Default	0	0
Termination for Convenience	0	0
SYNOPSIS OF PROCUREMENT PRIOR TO AWARD		
Synopsized Prior to Award	0	0
Not Synopsized Due to Urgency	0	0
Not Synopsized for Other Reason	0	0

FEDERAL PROCUREMENT DATA SYSTEM
FEDERAL MINE SAFETY AND HEALTH REVIEW COMMISSION
 Actions Reported Individually on SF279
 Fiscal Year 1993 Through Fourth Quarter

	Actions	Dollars (000)
COLLECTION PREFERENCE		
Full and Open Competition - Sealed Bid	0	0
Full and Open Competition - Comp Proposal	0	0
Full and Open Competition - Combination	0	0
Architect Engineer	0	0
Basic Research	0	0
Multiple Award Schedule	0	0
Alternate Source/Reduced Cost	0	0
Alternate Source/Mobilization	0	0
Alternate Source/Eng R & D	0	0
Set-aside	0	0
Other than Full and Open Competition	0	0
FULL AND OPEN COMPETITION WITH ONLY ONE BIDDER/OFFERER	0	0
AUTHORITY FOR OTHER THAN FULL AND OPEN COMPETITION		
Only One Source	0	0
- Follow-on Contract	0	0
- Utilities (Regulated & Telecommunications)	0	0
Unusual & Compelling Urgency	0	0
Mobilization/Essential R&D	0	0
International Agreement	0	0
Authorized by Statute	0	0
Authorized Resale	0	0
National Security	0	0
Public Interest	0	0
EXTENT COMPLETED		
Completed	0	0
Not Available for Competition	0	0
Follow-on to Completed Action	0	0
Not Completed	0	0
TYPE OF CONTRACT		
Fixed Price	0	0
Cost Reimbursement	0	0
Time and Material	0	0
Labor Hour	0	0
TYPE OF CONTRACTOR		
Small Disadvantaged Business	0	0
Other Small Business	0	0
Large Business	0	0
Sheltered Workshops	0	0
Educational & Nonprofit	0	0
State & Local Government	0	0
Foreign Contractor	0	0
Domestic Contractor Performing Outside US	0	0
WOMAN-OWNED SMALL BUSINESS	0	0
PREFERENCE PROGRAMS		
Directed to Sheltered Workshop	0	0
8 (a) Program	0	0
Combined LSA/SB Set-aside	0	0
Small Business Set-aside	0	0
Labor Surplus Area Set-aside	0	0
Tie Bid Preference	0	0
Buy Indian/Self Determination Act	0	0
No Preference Program or Not Listed	0	0
SUBJECT TO LABOR STATUTES		
Walsh Healy Act - Manufacturer	0	0
Walsh Healy Act - Dealer	0	0
Service Contract Act	0	0
Davis Bacon Act	0	0
Not Subject to Above Acts	0	0
PRODUCT OR SERVICE		
Supplies & Equipment	0	0
ADP Equipment, Purchase and Lease	0	0
Research & Development	0	0
Construction	0	0
Architect & Engineering	0	0
Real Property, Purchase & Lease, or Maintenance	0	0
ADP Services (includes Installation & Maintenance)	0	0
Other Services	0	0

FEDERAL PROCUREMENT DATA SYSTEM
FEDERAL TRADE COMMISSION
Actions Reported in Summary on SF281
Fiscal Year 1993 Through Fourth Quarter

PART I - PRIME CONTRACTS							
	PROCUREMENT METHODS	Number of Actions (a)	NET DOLLAR AMOUNTS (000)				
			Small Business Concerns (b)	Large Business Concerns (c)	Domestic Outside U.S./ Foreign (d)	Other Entities (e)	Total Dollars (f)
NEW AWARDS AND MODIFICATIONS	1. Tariff or Regulated Acquisitions	0				0	
	2. Contracts for Foreign Government or International Organization	0				0	
	3. Small Purchases	637	1,800	424	0	101	2,325
	4. Delivery Orders - GSA Schedules Only	156	206	495	0	6	707
	5. Delivery Orders - Other Federal Schedules	106	87	148	0	35	270
	6. Delivery Orders - All Other	18	130	50	0	18	198
	7. Other Procurement Methods	850	78	399	0	6	483
	8. TOTAL NEW AWARDS AND MODIFICATIONS	1,767	2,301	1,516	0	166	3,983
COMPETITION	9. Competed	300	889	664	0	128	1,681
	10. Not Competed	205	998	326	0	7	1,311
	11. Not Available for Competition	1,262	393	546	0	31	991
MODIFICATIONS	12. TOTAL MODIFICATIONS (Excluding Line 3)	0					0

PART II - SELECTED SOCIOECONOMIC STATISTICS (Includes both new awards and modifications)					
PREFERENCE PROGRAMS			TYPE OF CONTRACTOR		
CATEGORY	Number of Actions (a)	Total net Dollars (b)	CATEGORY	Number of Actions (a)	Total net Dollars (b)
13. Small Business - Small Purchase Set-Aside	0	0	18. Small Disadvantaged Business	4	9
14. Small Business Set-Aside	0	0	19. Woman-Owned Small Business	11	30
15. Labor Surplus Area Set-Aside	0	0	20. Sheltered Workshop	0	0
16. Combined Labor Surplus/ Small Business Set-Aside	0	0			
17. 8(a) Awards	0	0			

FEDERAL TRADE COMMISSION
Actions Reported Individually on SF279
Fiscal Year 1993 Through Fourth Quarter

	Actions	Dollars (000)
TOTAL	48	4,492
CICA APPLICABILITY		
Pre-CICA	0	0
CICA Awards	45	3,700
Small Purchases	0	0
Subject to Statute other than CICA	4	792
KIND OF CONTRACT ACTION		
Initial Letter Contract	0	0
Def. Contract Superseding Letter	0	0
New Definitive Contract	6	251
Small Purchase Procedure	0	0
Order Under IDC	20	1,960
Order Under BOA	0	0
Order /Mod Under GSA Schedule	17	726
Order/Mod Under VA or OPM Schedule	0	0
Modifications	6	1,555
Termination for Default	0	0
Termination for Convenience	0	0
SYNOPSIS OF PROCUREMENT PRIOR TO AWARD		
Synopsized Prior to Award	25	2,489
Not Synopsized Due to Urgency	0	0
Not Synopsized for Other Reason	24	2,003

FEDERAL PROCUREMENT DATA SYSTEM
FEDERAL TRADE COMMISSION
 Actions Reported Individually on SF279
 Fiscal Year 1993 Through Fourth Quarter

	Actions	Dollars (000)
SOLICITATION PROCEDURE		
Full and Open Competition - Sealed Bid	5	649
Full and Open Competition - Comp Proposal	12	1,652
Full and Open Competition - Combination	0	0
Architect Engineer	0	0
Basic Research	0	0
Multiple Award Schedule	15	612
Alternate Source/Reduced Cost	0	0
Alternate Source/Mobilization	0	0
Alternate Source/Eng R & D	0	0
Set-aside	0	0
Other than Full and Open Competition	13	787
FULL AND OPEN COMPETITION WITH ONLY ONE BIDDER/OFFERER	0	0
AUTHORITY FOR OTHER THAN FULL AND OPEN COMPETITION		
Only One Source	10	644
- Follow-on Contract	0	0
- Utilities (Regulated & Telecommunications)	0	0
Unusual & Compelling Urgency	2	90
Mobilization/Essential R&D	0	0
International Agreement	0	0
Authorized by Statute	0	0
Authorized Resale	0	0
National Security	0	0
Public Interest	1	53
EXTENT COMPETED		
Competed	33	2,968
Not Available for Competition	10	1,150
Follow-on to Competed Action	1	53
Not Competed	5	321
TYPE OF CONTRACT		
Fixed Price	49	4,492
Cost Reimbursement	0	0
Time and Material	0	0
Labor Hour	0	0
TYPE OF CONTRACTOR		
Small Disadvantaged Business	4	792
Other Small Business	17	1,400
Large Business	21	1,782
Sheltered Workshops	0	0
Educational & Nonprofit	0	0
State & Local Government	7	518
Foreign Contractor	0	0
Domestic Contractor Performing Outside US	0	0
WOMAN-OWNED SMALL BUSINESS	2	403
PREFERENCE PROGRAMS		
Directed to Sheltered Workshop	0	0
8 (a) Program	4	792
Combined LSA/SB Set-aside	0	0
Small Business Set-aside	0	0
Labor Surplus Area Set-aside	0	0
Tie Bid Preference	0	0
Buy Indian/Self Determination Act	0	0
No Preference Program or Not Listed	45	3,700
SUBJECT TO LABOR STATUTES		
Walsh Healy Act - Manufacturer	13	534
Walsh Healy Act - Dealer	5	262
Service Contract Act	0	0
Davis Bacon Act	0	0
Not Subject to Above Acts	31	3,696
PRODUCT OR SERVICE		
Supplies & Equipment	6	316
ADP Equipment, Purchase and Lease	12	1,028
Research & Development	0	0
Construction	0	0
Architect & Engineering	0	0
Real Property, Purchase & Lease, or Maintenance	1	697
ADP Services (includes Installation & Maintenance)	11	658
Other Services	19	1,793

**FEDERAL PROCUREMENT DATA SYSTEM
GENERAL SERVICES ADMINISTRATION
Actions Reported in Summary on SF281
Fiscal Year 1993 Through Fourth Quarter**

PART I - PRIME CONTRACTS							
PROCUREMENT METHODS	Number of Actions (a)	NET DOLLAR AMOUNTS (000)					
		Small Business Concerns (b)	Large Business Concerns (c)	Domestic Outside U.S./ Foreign (d)	Other Entities (e)	Total Dollars (f)	
1. Tariff or Regulated Acquisitions	243					394	
2. Contracts for Foreign Government or International Organization	8,183					5,712	
3. Small Purchases	718,354	207,885	30,802	9	1,323	240,019	
4. Delivery Orders - GSA Schedules Only	81,461	58,532	39,562	684	358	99,136	
5. Delivery Orders- Other Federal Schedules	934	2,483	778	0	20	3,281	
6. Delivery Orders - All Other	207,747	315,430	202,808	1,982	90,327	610,347	
7. Other Procurement Methods	26,129	14,111	4,069	46	1,542	19,768	
8. TOTAL NEW AWARDS AND MODIFICATIONS	1,043,051	598,441	277,819	2,721	93,570	978,657	
COMPETITION	9. Competed	801,589	500,551	250,813	2,564	3,502	762,535
	10. Not Competed	43,714	49,817	15,180	2	1,081	66,256
	11. Not Available for Competition	187,748	48,073	11,826	155	88,987	149,886
MODIFICATIONS	12. TOTAL MODIFICATIONS (Excluding Line 3)	35,625					18,860

PART II - SELECTED SOCIOECONOMIC STATISTICS (Includes both new awards and modifications)					
CATEGORY	PREFERENCE PROGRAMS		TYPE OF CONTRACTOR		
	Number of Actions (a)	Total net Dollars (b)	CATEGORY	Number of Actions (a)	Total net Dollars (b)
13. Small Business - Small Purchase Set-Aside	500,727	119,251	18. Small Disadvantaged Business	16,546	27,869
14. Small Business Set-Aside	27,091	67,963	19. Woman-Owned Small Business	25,398	23,305
15. Labor Surplus Area Set-Aside	4,878	30,835	20. Sheltered Workshop	21,295	89,348
16. Combined Labor Surplus/ Small Business Set-Aside	1,728	3,910			
17. 8(a) Awards	5,010	10,378			

**GENERAL SERVICES ADMINISTRATION
Actions Reported Individually on SF279
Fiscal Year 1993 Through Fourth Quarter**

	Actions	Dollars (000)
TOTAL	47,399	4,557,236
CICA APPLICABILITY		
Pre-CICA	66	13,967
CICA Awards	39,022	4,504,468
Small Purchases	8,226	35,313
Subject to Statute other than CICA	43	2,585
KIND OF CONTRACT ACTION		
Initial Letter Contract	16	17,182
Def. Contract Superseding Letter	3	184
New Definitive Contract	3,126	1,232,691
Small Purchase Procedure	7,964	35,687
Order Under IDC	11,031	1,184,184
Order Under BOA	9,221	1,301,403
Order /Mod Under GSA Schedule	2,238	70,189
Order/Mod Under VA or OPM Schedule	0	0
Modifications	11,715	732,371
Termination for Default	1,005	-5,471
Termination for Convenience	1,080	-11,194
SYNOPSIS OF PROCUREMENT PRIOR TO AWARD		
Synopsized Prior to Award	26,062	3,059,978
Not Synopsized Due to Urgency	454	54,300
Not Synopsized for Other Reason	20,801	1,441,985

FEDERAL PROCUREMENT DATA SYSTEM
GENERAL SERVICES ADMINISTRATION
 Actions Reported Individually on SF279
 Fiscal Year 1993 Through Fourth Quarter

	Actions	Dollars (000)
SOLICITATION PROCEDURE		
Full and Open Competition - Sealed Bid	10,371	501,401
Full and Open Competition - Comp Proposal	14,518	2,843,306
Full and Open Competition - Combination	14	6,004
Architect Engineer	1,946	115,423
Basic Research	0	0
Multiple Award Schedule	1,342	61,816
Alternate Source/Reduced Cost	0	0
Alternate Source/Mobilization	0	0
Alternate Source/Eng R & D	0	0
Set-aside	4,020	206,793
Other than Full and Open Competition	6,811	789,723
FULL AND OPEN COMPETITION WITH ONLY ONE BIDDER/OFFERER	8,118	1,101,167
AUTHORITY FOR OTHER THAN FULL AND OPEN COMPETITION		
Only One Source	2,881	436,953
- Follow-on Contract	633	145,367
- Utilities (Regulated & Telecommunications)	1,650	220,437
Unusual & Compelling Urgency	550	72,096
Mobilization/Essential R&D	0	0
International Agreement	7	1,447
Authorized by Statute	3,354	243,543
Authorized Resale	0	0
National Security	18	15,423
Public Interest	1	261
EXTENT COMPETED		
Competed	37,839	3,881,105
Not Available for Competition	5,429	487,107
Follow-on to Competed Action	79	13,155
Not Competed	4,010	194,964
TYPE OF CONTRACT		
Fixed Price	46,942	4,453,584
Cost Reimbursement	40	9,901
Time and Material	122	8,613
Labor Hour	253	84,233
TYPE OF CONTRACTOR		
Small Disadvantaged Business	4,033	257,406
Other Small Business	26,031	1,507,577
Large Business	14,850	2,643,074
Sheltered Workshops	2,214	129,177
Educational & Nonprofit	69	10,889
State & Local Government	92	6,935
Foreign Contractor	1	-
Domestic Contractor Performing Outside US	67	1,275
WOMAN-OWNED SMALL BUSINESS	1,442	73,055
PREFERENCE PROGRAMS		
Directed to Sheltered Workshop	2,200	126,600
8 (a) Program	1,193	126,795
Combined LSA/SB Set-aside	678	34,407
Small Business Set-aside	4,547	201,171
Labor Surplus Area Set-aside	3,153	293,211
Tie Bid Preference	43	791
Buy Indian/Self Determination Act	0	0
No Preference Program or Not Listed	35,543	3,773,358
SUBJECT TO LABOR STATUTES		
Wash Healy Act - Manufacturer	8,492	685,684
Wash Healy Act - Dealer	2,567	159,237
Service Contract Act	4,219	1,027,318
Davis Bacon Act	11,524	696,718
Not Subject to Above Acts	20,555	1,987,374
PRODUCT OR SERVICE		
Supplies & Equipment	13,375	889,533
ADP Equipment, Purchase and Lease	542	54,238
Research & Development	31	109
Construction	16,294	695,695
Architect & Engineering	2,008	114,985
Real Property, Purchase & Lease, or Maintenance	9,240	1,301,528
ADP Services (includes Installation & Maintenance)	1,857	337,700
Other Services	4,052	1,163,448

**FEDERAL PROCUREMENT DATA SYSTEM
INTERNATIONAL TRADE COMMISSION
Actions Reported in Summary on SF281
Fiscal Year 1993 Through Fourth Quarter**

PART I - PRIME CONTRACTS							
PROGUREMENT METHODS	Number of Actions (a)	NET DOLLAR AMOUNTS (000)				Total Dollars (f)	
		Small Business Concerns (b)	Large Business Concerns (c)	Domestic Outside U.S./ Foreign (d)	Other Entities (e)		
1. Tariff or Regulated Acquisitions	0					0	
2. Contracts for Foreign Government or International Organization	0					0	
3. Small Purchases	2,426	776	259	0	0	1,035	
4. Delivery Orders - GSA Schedules Only	33	64	52	0	0	116	
5. Delivery Orders- Other Federal Schedules	0	0	0	0	0	0	
6. Delivery Orders - All Other	0	0	0	0	0	0	
7. Other Procurement Methods	1	13	0	0	0	13	
8. TOTAL NEW AWARDS AND MODIFICATIONS	2,460	853	311	0	0	1,164	
COMPETITION	9. Competed	169	192	49	0	0	241
	10. Not Competed	69	139	55	0	0	194
	11. Not Available for Competition	2,222	522	207	0	0	729
MODIFICATIONS	12. TOTAL MODIFICATIONS (Excluding Line 3)	0					0

PART II - SELECTED SOCIOECONOMIC STATISTICS (Includes both new awards and modifications)					
PREFERENCE PROGRAMS			TYPE OF CONTRACTOR		
CATEGORY	Number of Actions (a)	Total net Dollars (b)	CATEGORY	Number of Actions (a)	Total net Dollars (b)
13. Small Business - Small Purchase Set-Aside	0	0	18. Small Disadvantaged Business	2	6
14. Small Business Set-Aside	0	0	19. Woman-Owned Small Business	1	1
15. Labor Surplus Area Set-Aside	0	0	20. Sheltered Workshop	0	0
16. Combined Labor Surplus/ Small Business Set-Aside	0	0			
17. 8(a) Awards	0	0			

**INTERNATIONAL TRADE COMMISSION
Actions Reported Individually on SF279
Fiscal Year 1993 Through Fourth Quarter**

	Actions	Dollars (000)
TOTAL	28	2,150
CICA APPLICABILITY		
Pre-CICA	0	0
CICA Awards	28	2,150
Small Purchases	0	0
Subject to Statute other than CICA	0	0
KIND OF CONTRACT ACTION		
Initial Letter Contract	0	0
Def. Contract Superseding Letter	0	0
New Definitive Contract	5	702
Small Purchase Procedure	0	0
Order Under IDC	1	121
Order Under BOA	0	0
Order /Mod Under GSA Schedule	6	305
Order/Mod Under VA or OPM Schedule	0	0
Modifications	16	1,022
Termination for Default	0	0
Termination for Convenience	0	0
SYNOPSIS OF PROCUREMENT PRIOR TO AWARD		
Synopsized Prior to Award	18	1,117
Not Synopsized Due to Urgency	0	0
Not Synopsized for Other Reason	10	1,033

FEDERAL PROCUREMENT DATA SYSTEM
INTERNATIONAL TRADE COMMISSION
 Actions Reported Individually on SF279
 Fiscal Year 1993 Through Fourth Quarter

	Actions	Dollars (000)
REGISTRATION PROCEDURE		
Full and Open Competition - Sealed Bid	3	139
Full and Open Competition - Comp Proposal	9	538
Full and Open Competition - Combination	0	0
Architect Engineer	0	0
Basic Research	0	0
Multiple Award Schedule	6	305
Alternate Source/Reduced Cost	0	0
Alternate Source/Mobilization	0	0
Alternate Source/Eng R & D	0	0
Set-aside	1	225
Other than Full and Open Competition	9	843
FULL AND OPEN COMPETITION WITH ONLY ONE BIDDER/OFFERER	4	185
AUTHORITY FOR OTHER THAN FULL AND OPEN COMPETITION		
Only One Source	3	134
- Follow-on Contract	0	0
- Utilities (Regulated & Telecommunications)	0	0
Unusual & Compelling Urgency	0	0
Mobilization/Essential R&D	0	0
International Agreement	0	0
Authorized by Statute	6	809
Authorized Resale	0	0
National Security	0	0
Public Interest	0	0
EXTENT COMPETED		
Competed	19	1,207
Not Available for Competition	6	809
Follow-on to Competed Action	0	0
Not Competed	3	134
TYPE OF CONTRACT		
Fixed Price	26	2,150
Cost Reimbursement	0	0
Time and Material	0	0
Labor Hour	0	0
TYPE OF CONTRACTOR		
Small Disadvantaged Business	10	1,183
Other Small Business	6	287
Large Business	12	680
Sheltered Workshops	0	0
Educational & Nonprofit	0	0
State & Local Government	0	0
Foreign Contractor	0	0
Domestic Contractor Performing Outside US	0	0
WOMAN-OWNED SMALL BUSINESS	1	5
PREFERENCE PROGRAMS		
Directed to Sheltered Workshop	0	0
8 (a) Program	7	1,034
Combined LSA/SB Set-aside	0	0
Small Business Set-aside	1	79
Labor Surplus Area Set-aside	0	0
Tie Bid Preference	0	0
Buy Indian/Self Determination Act	0	0
No Preference Program or Not Listed	20	1,037
SUBJECT TO LABOR STATUTES		
Walsh Healy Act - Manufacturer	5	258
Walsh Healy Act - Dealer	7	972
Service Contract Act	16	920
Davis Bacon Act	0	0
Not Subject to Above Acts	0	0
PRODUCT OR SERVICE		
Supplies & Equipment	4	294
ADP Equipment, Purchase and Lease	5	944
Research & Development	0	0
Construction	0	0
Architect & Engineering	0	0
Real Property, Purchase & Lease, or Maintenance	0	0
ADP Services (includes Installation & Maintenance)	4	320
Other Services	15	592

**FEDERAL PROCUREMENT DATA SYSTEM
INTERSTATE COMMERCE COMMISSION
Actions Reported in Summary on SF281
Fiscal Year 1993 Through Fourth Quarter**

PART I - PRIME CONTRACTS						
PROCUREMENT METHODS	Number of Actions (a)	NET DOLLAR AMOUNTS (000)				Total Dollars (f)
		Small Business Concerns (b)	Large Business Concerns (c)	Domestic Outside U.S./ Foreign (d)	Other Entities (e)	
1. Tariff or Regulated Acquisitions	0					0
2. Contracts for Foreign Government or International Organization	0					0
NEW AWARDS AND MODIFICATIONS						
3. Small Purchases	316	99	65	0	45	209
4. Delivery Orders - GSA Schedules Only	123	11	143	0	3	157
5. Delivery Orders- Other Federal Schedules	5	0	12	0	0	12
6. Delivery Orders - All Other	38	0	2	0	58	60
7. Other Procurement Methods	12	2	0	0	0	2
8. TOTAL NEW AWARDS AND MODIFICATIONS	494	112	222	0	106	440
COMPETITION						
9. Competed	165	58	152	0	34	244
10. Not Competed	41	26	37	0	64	127
11. Not Available for Competition	288	28	33	0	8	69
MODIFICATIONS						
12. TOTAL MODIFICATIONS (Excluding Line 3)	2					0

PART II - SELECTED SOCIOECONOMIC STATISTICS (Includes both new awards and modifications)					
PREFERENCE PROGRAMS			TYPE OF CONTRACTOR		
CATEGORY	Number of Actions (a)	Total net Dollars (b)	CATEGORY	Number of Actions (a)	Total net Dollars (b)
13. Small Business - Small Purchase Set-Aside	85	41	18. Small Disadvantaged Business	1	1
14. Small Business Set-Aside	0	0	19. Woman-Owned Small Business	7	3
15. Labor Surplus Area Set-Aside	1	1	20. Sheltered Workshop	0	0
16. Combined Labor Surplus/ Small Business Set-Aside	0	0			
17. 8(a) Awards	0	0			

**INTERSTATE COMMERCE COMMISSION
Actions Reported Individually on SF279
Fiscal Year 1993 Through Fourth Quarter**

	Actions	Dollars (000)
TOTAL	3	405
CICA APPLICABILITY		
Pre-CICA	0	0
CICA Awards	3	405
Small Purchases	0	0
Subject to Statute other than CICA	0	0
KIND OF CONTRACT ACTION		
Initial Letter Contract	0	0
Def. Contract Superseding Letter	0	0
New Definitive Contract	1	48
Small Purchase Procedure	0	0
Order Under IDC	0	0
Order Under BOA	0	0
Order /Mod Under GSA Schedule	1	27
Order/Mod Under VA or OPM Schedule	0	0
Modifications	1	330
Termination for Default	0	0
Termination for Convenience	0	0
SYNOPSIS OF PROCUREMENT PRIOR TO AWARD		
Synopsized Prior to Award	2	378
Not Synopsized Due to Urgency	0	0
Not Synopsized for Other Reason	1	27

FEDERAL PROCUREMENT DATA SYSTEM
INTERSTATE COMMERCE COMMISSION
 Actions Reported Individually on SF279
 Fiscal Year 1993 Through Fourth Quarter

	Actions	Dollars (000)
ACQUISITION PROCEDURE		
Full and Open Competition - Sealed Bid	0	0
Full and Open Competition - Comp Proposal	2	378
Full and Open Competition - Combination	0	0
Architect Engineer	0	0
Basic Research	0	0
Multiple Award Schedule	1	27
Alternate Source/Reduced Cost	0	0
Alternate Source/Mobilization	0	0
Alternate Source/Eng R & D	0	0
Set-aside	0	0
Other than Full and Open Competition	0	0
FULL AND OPEN COMPETITION WITH ONLY ONE BIDDER/OFFERER	0	0
AUTHORITY FOR OTHER THAN FULL AND OPEN COMPETITION		
Only One Source	0	0
- Follow-on Contract	0	0
- Utilities (Regulated & Telecommunications)	0	0
Unusual & Compelling Urgency	0	0
Mobilization/Essential R&D	0	0
International Agreement	0	0
Authorized by Statute	0	0
Authorized Resale	0	0
National Security	0	0
Public Interest	0	0
EXTENT COMPETED		
Competed	3	405
Not Available for Competition	0	0
Follow-on to Competed Action	0	0
Not Competed	0	0
TYPE OF CONTRACT		
Fixed Price	3	405
Cost Reimbursement	0	0
Time and Material	0	0
Labor Hour	0	0
TYPE OF CONTRACTOR		
Small Disadvantaged Business	0	0
Other Small Business	1	48
Large Business	1	27
Sheltered Workshops	0	0
Educational & Nonprofit	1	330
State & Local Government	0	0
Foreign Contractor	0	0
Domestic Contractor Performing Outside US	0	0
WOMAN-OWNED SMALL BUSINESS	0	0
PREFERENCE PROGRAMS		
Directed to Sheltered Workshop	0	0
& (a) Program	0	0
Combined LSA/SB Set-aside	0	0
Small Business Set-aside	1	48
Labor Surplus Area Set-aside	0	0
Tie Bid Preference	0	0
Buy Indian/Self Determination Act	0	0
No Preference Program or Not Listed	2	357
SUBJECT TO LABOR STATUTES		
Walsh Healy Act - Manufacturer	1	27
Walsh Healy Act - Dealer	0	0
Service Contract Act	2	378
Davis Bacon Act	0	0
Not Subject to Above Acts	0	0
PRODUCT OR SERVICE		
Supplies & Equipment	1	27
ADP Equipment, Purchase and Lease	0	0
Research & Development	0	0
Construction	0	0
Architect & Engineering	0	0
Real Property, Purchase & Lease, or Maintenance	0	0
ADP Services (includes Installation & Maintenance)	2	378
Other Services	0	0

FEDERAL PROCUREMENT DATA SYSTEM
MERIT SYSTEMS PROTECTION BOARD
Actions Reported in Summary on SF281
Fiscal Year 1993 Through Fourth Quarter

PART I - PRIME CONTRACTS							
PROCUREMENT METHODS	Number of Actions (a)	NET DOLLAR AMOUNTS (000)				Total Dollars (f)	
		Small Business Concerns (b)	Large Business Concerns (c)	Domestic Outside U.S./ Foreign (d)	Other Entities (e)		
1. Tariff or Regulated Acquisitions	25					0	
2. Contracts for Foreign Government or International Organization	0					0	
3. Small Purchases	1,925	440	477	0	1	918	
4. Delivery Orders - GSA Schedules Only	503	57	221	0	0	278	
5. Delivery Orders - Other Federal Schedules	28	0	103	0	0	103	
6. Delivery Orders - All Other	8	0	11	0	0	11	
7. Other Procurement Methods	33	-5	5	0	19	19	
8. TOTAL NEW AWARDS AND MODIFICATIONS	2,522	492	817	0	20	1,329	
COMPETITION	9. Competed	1,825	336	666	0	0	1,002
	10. Not Competed	569	102	129	0	1	232
	11. Not Available for Competition	128	54	22	0	19	95
MODIFICATIONS	12. TOTAL MODIFICATIONS (Excluding Line 3)	35				21	

PART II - SELECTED SOCIOECONOMIC STATISTICS (Includes both new awards and modifications)					
PREFERENCE PROGRAMS			TYPE OF CONTRACTOR		
CATEGORY	Number of Actions (a)	Total net Dollars (b)	CATEGORY	Number of Actions (a)	Total net Dollars (b)
13. Small Business - Small Purchase Set-Aside	4	3	18. Small Disadvantaged Business	13	-8
14. Small Business Set-Aside	2	-1	19. Woman-Owned Small Business	835	172
15. Labor Surplus Area Set-Aside	2	2	20. Sheltered Workshop	1	0
16. Combined Labor Surplus/ Small Business Set-Aside	0	0			
17. 8(a) Awards	1	0			

MERIT SYSTEMS PROTECTION BOARD
Actions Reported Individually on SF279
Fiscal Year 1993 Through Fourth Quarter

	Actions	Dollars (000)
TOTAL	4	160
CICA APPLICABILITY		
Pre-CICA	0	0
CICA Awards	4	160
Small Purchases	0	0
Subject to Statute other than CICA	0	0
KIND OF CONTRACT ACTION		
Initial Letter Contract	0	0
Def. Contract Superseding Letter	0	0
New Definitive Contract	0	0
Small Purchase Procedure	0	0
Order Under IDC	0	0
Order Under BOA	0	0
Order /Mod Under GSA Schedule	4	160
Order/Mod Under VA or OPM Schedule	0	0
Modifications	0	0
Termination for Default	0	0
Termination for Convenience	0	0
SYNOPSIS OF PROCUREMENT PRIOR TO AWARD		
Synopsized Prior to Award	1	45
Not Synopsized Due to Urgency	0	0
Not Synopsized for Other Reason	3	115

FEDERAL PROCUREMENT DATA SYSTEM
MERIT SYSTEMS PROTECTION BOARD
 Actions Reported Individually on SF279
 Fiscal Year 1993 Through Fourth Quarter

	Actions	Dollars (000)
SOLICITATION PROCEDURE		
Full and Open Competition - Sealed Bid	0	0
Full and Open Competition - Comp Proposal	0	0
Full and Open Competition - Combination	0	0
Architect Engineer	0	0
Basic Research	0	0
Multiple Award Schedule	4	160
Alternate Source/Reduced Cost	0	0
Alternate Source/Mobilization	0	0
Alternate Source/Eng R & D	0	0
Set-aside	0	0
Other than Full and Open Competition	0	0
FULL AND OPEN COMPETITION WITH ONLY ONE BIDDER/OFFERER	0	0
AUTHORITY FOR OTHER THAN FULL AND OPEN COMPETITION		
Only One Source	0	0
- Follow-on Contract	0	0
- Utilities (Regulated & Telecommunications)	0	0
Unusual & Compelling Urgency	0	0
Mobilization/Essential R&D	0	0
International Agreement	0	0
Authorized by Statute	0	0
Authorized Resale	0	0
National Security	0	0
Public Interest	0	0
EXTENT COMPLETED		
Completed	4	160
Not Available for Competition	0	0
Follow-on to Completed Action	0	0
Not Completed	0	0
TYPE OF CONTRACT		
Fixed Price	4	160
Cost Reimbursement	0	0
Time and Material	0	0
Labor Hour	0	0
TYPE OF CONTRACTOR		
Small Disadvantaged Business	0	0
Other Small Business	3	115
Large Business	1	45
Sheltered Workshops	0	0
Educational & Nonprofit	0	0
State & Local Government	0	0
Foreign Contractor	0	0
Domestic Contractor Performing Outside US	0	0
WOMAN-OWNED SMALL BUSINESS	0	0
PREFERENCE PROGRAMS		
Directed to Sheltered Workshop	0	0
8 (a) Program	0	0
Combined LSA/SB Set-aside	0	0
Small Business Set-aside	0	0
Labor Surplus Area Set-aside	0	0
Tie Bid Preference	0	0
Buy Indian/Self Determination Act	0	0
No Preference Program or Not Listed	4	160
SUBJECT TO LABOR STATUTES		
Walsh Healy Act - Manufacturer	1	45
Walsh Healy Act - Dealer	3	115
Service Contract Act	0	0
Davis Bacon Act	0	0
Not Subject to Above Acts	0	0
PRODUCT OR SERVICE		
Supplies & Equipment	0	0
ADP Equipment, Purchase and Lease	4	160
Research & Development	0	0
Construction	0	0
Architect & Engineering	0	0
Real Property, Purchase & Lease, or Maintenance	0	0
ADP Services (includes Installation & Maintenance)	0	0
Other Services	0	0

FEDERAL PROCUREMENT DATA SYSTEM
NATIONAL AERONAUTICS AND SPACE ADMINISTRATION
Actions Reported in Summary on SF281
Fiscal Year 1993 Through Fourth Quarter

PART I - PRIME CONTRACTS							
	PROCUREMENT METHODS	Number of Actions (a)	NET DOLLAR AMOUNTS (000)				Total Dollars (f)
			Small Business Concerns (b)	Large Business Concerns (c)	Domestic Outside U.S./ Foreign (d)	Other Entities (e)	
NEW AWARDS AND MODIFICATIONS	1. Tariff or Regulated Acquisitions	0					0
	2. Contracts for Foreign Government or International Organization	0					0
	3. Small Purchases	67,324	120,682	64,065	585	3,883	189,215
	4. Delivery Orders - GSA Schedules Only	8,664	14,029	18,693	0	0	32,722
	5. Delivery Orders - Other Federal Schedules	0	0	0	0	0	0
	6. Delivery Orders - All Other	0	0	0	0	0	0
	7. Other Procurement Methods	140	519	0	0	0	519
	8. TOTAL NEW AWARDS AND MODIFICATIONS	76,128	135,230	82,756	585	3,883	222,456
COMPETITION	9. Competed	22,391	72,780	36,330	15	123	109,248
	10. Not Competed	9,362	29,298	39,774	499	2,751	72,322
	11. Not Available for Competition	44,375	33,152	6,654	71	1,009	40,886
MODIFICATIONS	12. TOTAL MODIFICATIONS (Excluding Line 3)	0					0

PART II - SELECTED SOCIOECONOMIC STATISTICS (Includes both new awards and modifications)					
PREFERENCE PROGRAMS			TYPE OF CONTRACTOR		
CATEGORY	Number of Actions (a)	Total net Dollars (b)	CATEGORY	Number of Actions (a)	Total net Dollars (b)
13. Small Business - Small Purchase Set-Aside	18,624	75,266	18. Small Disadvantaged Business	1,670	6,126
14. Small Business Set-Aside	0	0	19. Woman-Owned Small Business	3,382	8,336
15. Labor Surplus Area Set-Aside	0	0	20. Sheltered Workshop	0	0
16. Combined Labor Surplus/ Small Business Set-Aside	0	0			
17. 8(a) Awards	140	519			

NATIONAL AERONAUTICS AND SPACE ADMINISTRATION
Actions Reported Individually on SF279
Fiscal Year 1993 Through Fourth Quarter

	Actions	Dollars (000)
TOTAL	17,647	11,804,662
CICA APPLICABILITY		
Pre-CICA	789	3,293,795
CICA Awards	11,090	8,510,897
Small Purchases	0	0
Subject to Statute other than CICA	0	0
KIND OF CONTRACT ACTION		
Initial Letter Contract	7	2,886
Def. Contract Superseding Letter	2	145
New Definitive Contract	1,828	424,080
Small Purchase Procedure	0	0
Order Under IDC	360	34,958
Order Under BOA	11	1,551
Order /Mod Under GSA Schedule	557	22,083
Order/Mod Under VA or OPM Schedule	3	98
Modifications	9,104	11,320,102
Termination for Default	3	497
Termination for Convenience	4	-1,708
SYNOPSIS OF PROCUREMENT PRIOR TO AWARD		
Synopsized Prior to Award	9,297	9,934,221
Not Synopsized Due to Urgency	86	30,649
Not Synopsized for Other Reason	2,496	1,839,822

FEDERAL PROCUREMENT DATA SYSTEM
NATIONAL AERONAUTICS AND SPACE ADMINISTRATION
 Actions Reported Individually on SF279
 Fiscal Year 1993 Through Fourth Quarter

	Actions	Dollars (000)
SOLICITATION PROCEDURE		
Full and Open Competition - Sealed Bid	1,365	170,055
Full and Open Competition - Comp Proposal	3,493	5,402,304
Full and Open Competition - Combination	17	3,561
Architect Engineer	292	44,571
Basic Research	555	103,006
Multiple Award Schedule	472	19,242
Alternate Source/Reduced Cost	60	87,859
Alternate Source/Mobilization	10	2,650
Alternate Source/Eng R & D	5	174
Set-aside	1,926	316,428
Other than Full and Open Competition	2,895	2,361,047
FULL AND OPEN COMPETITION WITH ONLY ONE BIDDER/OFFERER	886	1,054,902
AUTHORITY FOR OTHER THAN FULL AND OPEN COMPETITION		
Only One Source	1,408	1,522,233
- Follow-on Contract	86	789,637
- Utilities (Regulated & Telecommunications)	145	40,273
Unusual & Compelling Urgency	139	59,592
Mobilization/Essential R&D	181	354,104
International Agreement	17	20,271
Authorized by Statute	1,120	369,565
Authorized Resale	0	0
National Security	29	14,710
Public Interest	1	572
EXTENT COMPETED		
Competed	8,739	8,536,933
Not Available for Competition	1,259	317,666
Follow-on to Competed Action	126	1,269,460
Not Competed	1,755	1,680,633
TYPE OF CONTRACT		
Fixed Price	5,891	1,067,627
Cost Reimbursement	5,822	10,724,003
Time and Material	157	12,508
Labor Hour	9	554
TYPE OF CONTRACTOR		
Small Disadvantaged Business	1,518	327,341
Other Small Business	3,766	596,354
Large Business	5,252	9,353,325
Sheltered Workshops	1	85
Educational & Nonprofit	556	1,311,906
State & Local Government	622	136,308
Foreign Contractor	112	75,698
Domestic Contractor Performing Outside US	52	3,675
WOMAN-OWNED SMALL BUSINESS	531	102,692
PREFERENCE PROGRAMS		
Directed to Sheltered Workshop	1	85
8 (a) Program	1,104	271,453
Combined LSA/SB Set-aside	25	4,792
Small Business Set-aside	1,905	308,433
Labor Surplus Area Set-aside	66	6,190
Tie Bid Preference	1	263
Buy Indian/Self Determination Act	0	0
No Preference Program or Not Listed	8,777	11,213,476
SUBJECT TO LABOR STATUTES		
Walsh Healy Act - Manufacturer	3,022	4,241,391
Walsh Healy Act - Dealer	975	650,653
Service Contract Act	1,551	2,528,774
Davis Bacon Act	1,195	381,940
Not Subject to Above Acts	5,136	4,001,934
PRODUCT OR SERVICE		
Supplies & Equipment	1,406	2,582,844
ADP Equipment, Purchase and Lease	1,231	198,630
Research & Development	4,393	4,579,633
Construction	1,307	448,690
Architect & Engineering	390	64,003
Real Property, Purchase & Lease, or Maintenance	45	57,481
ADP Services (includes Installation & Maintenance)	496	467,896
Other Services	2,611	3,405,515

FEDERAL PROCUREMENT DATA SYSTEM
NATIONAL ARCHIVES AND RECORDS ADMINISTRATION
Actions Reported in Summary on SF281
Fiscal Year 1993 Through Fourth Quarter

PART I - PRIME CONTRACTS							
	PROCUREMENT METHODS	Number of Actions (a)	NET DOLLAR AMOUNTS (000)				Total Dollars (f)
			Small Business Concerns (b)	Large Business Concerns (c)	Domestic Outside U.S./ Foreign (d)	Other Entities (e)	
NEW AWARDS AND MODIFICATIONS	1. Tariff or Regulated Acquisitions	7					11
	2. Contracts for Foreign Government or International Organization	0					0
	3. Small Purchases	2,029	4,163	1,422	3	124	5,712
	4. Delivery Orders - GSA Schedules Only	763	1,334	1,374	0	79	2,787
	5. Delivery Orders - Other Federal Schedules	103	246	491	0	25	762
	6. Delivery Orders - All Other	46	25	4	0	57	86
	7. Other Procurement Methods	7	1	11	0	1	13
	8. TOTAL NEW AWARDS AND MODIFICATIONS	2,855	5,769	3,302	3	286	9,371
COMPETITION	9. Competed	1,371	4,003	1,408	0	44	5,454
	10. Not Competed	397	178	226	0	73	477
	11. Not Available for Competition	1,187	1,588	1,668	3	169	3,440
MODIFICATIONS	12. TOTAL MODIFICATIONS (Excluding Line 3)	137					1,151

PART II - SELECTED SOCIOECONOMIC STATISTICS (Includes both new awards and modifications)					
PREFERENCE PROGRAMS			TYPE OF CONTRACTOR		
CATEGORY	Number of Actions (a)	Total net Dollars (b)	CATEGORY	Number of Actions (a)	Total net Dollars (b)
13. Small Business - Small Purchase Set-Aside	676	2,561	18. Small Disadvantaged Business	7	47
14. Small Business Set-Aside	5	12	19. Woman-Owned Small Business	57	263
15. Labor Surplus Area Set-Aside	0	0	20. Sheltered Workshop	0	0
16. Combined Labor Surplus/ Small Business Set-Aside	0	0			
17. 8(a) Awards	0	0			

NATIONAL ARCHIVES AND RECORDS ADMINISTRATION
Actions Reported Individually on SF279
Fiscal Year 1993 Through Fourth Quarter

	Actions	Dollars (000)
TOTAL	154	23,915
CICA APPLICABILITY		
Pre-CICA	1	67
CICA Awards	148	22,761
Small Purchases	0	0
Subject to Statute other than CICA	5	1,087
KIND OF CONTRACT ACTION		
Initial Letter Contract	1	47
Def. Contract Superseding Letter	1	266
New Definitive Contract	30	9,913
Small Purchase Procedure	1	20
Order Under IDC	62	9,495
Order Under BOA	0	0
Order /Mod Under GSA Schedule	53	3,291
Order/Mod Under VA or OPM Schedule	0	0
Modifications	6	883
Termination for Default	0	0
Termination for Convenience	0	0
SYNOPSIS OF PROCUREMENT PRIOR TO AWARD		
Synopsized Prior to Award	71	15,189
Not Synopsized Due to Urgency	3	477
Not Synopsized for Other Reason	80	8,249

FEDERAL PROCUREMENT DATA SYSTEM
NATIONAL ARCHIVES AND RECORDS ADMINISTRATION
 Actions Reported Individually on SF279
 Fiscal Year 1993 Through Fourth Quarter

	Actions	Dollars (000)
SOLICITATION PROCEDURE		
Full and Open Competition - Sealed Bid	19	1,345
Full and Open Competition - Comp Proposal	44	11,829
Full and Open Competition - Combination	0	0
Architect Engineer	0	0
Basic Research	0	0
Multiple Award Schedule	39	2,427
Alternate Source/Reduced Cost	0	0
Alternate Source/Mobilization	0	0
Alternate Source/Eng R & D	0	0
Set-aside	28	3,862
Other than Full and Open Competition	18	3,298
FULL AND OPEN COMPETITION WITH ONLY ONE BIDDER/OFFERER	19	2,734
AUTHORITY FOR OTHER THAN FULL AND OPEN COMPETITION		
Only One Source	12	2,510
- Follow-on Contract	0	0
- Utilities (Regulated & Telecommunications)	3	163
Unusual & Compelling Urgency	3	477
Mobilization/Essential R&D	1	172
International Agreement	0	0
Authorized by Statute	2	139
Authorized Resale	0	0
National Security	0	0
Public Interest	0	0
EXTENT COMPETED		
Competed	135	21,400
Not Available for Competition	12	1,710
Follow-on to Competed Action	0	0
Not Competed	7	805
TYPE OF CONTRACT		
Fixed Price	150	19,483
Cost Reimbursement	4	4,432
Time and Material	0	0
Labor Hour	0	0
TYPE OF CONTRACTOR		
Small Disadvantaged Business	20	2,720
Other Small Business	80	8,942
Large Business	42	9,155
Sheltered Workshops	3	739
Educational & Nonprofit	1	172
State & Local Government	7	2,110
Foreign Contractor	0	0
Domestic Contractor Performing Outside US	1	77
WOMAN-OWNED SMALL BUSINESS	14	2,280
PREFERENCE PROGRAMS		
Directed to Sheltered Workshop	1	224
8 (a) Program	12	2,173
Combined LSA/SB Set-aside	0	0
Small Business Set-aside	34	4,393
Labor Surplus Area Set-aside	0	0
Tie Bid Preference	0	0
Buy Indian/Self Determination Act	0	0
No Preference Program or Not Listed	107	17,125
SUBJECT TO LABOR STATUTES		
Walsh Healy Act - Manufacturer	44	2,788
Walsh Healy Act - Dealer	14	1,473
Service Contract Act	47	11,698
Davis Bacon Act	1	35
Not Subject to Above Acts	48	7,921
PRODUCT OR SERVICE		
Supplies & Equipment	76	8,407
ADP Equipment, Purchase and Lease	14	2,441
Research & Development	0	0
Construction	0	0
Architect & Engineering	0	0
Real Property, Purchase & Lease, or Maintenance	3	152
ADP Services (includes Installation & Maintenance)	7	603
Other Services	54	12,312

FEDERAL PROCUREMENT DATA SYSTEM
NATIONAL CAPITAL PLANNING COMMISSION
Actions Reported in Summary on SF281
Fiscal Year 1993 Through Fourth Quarter

PART I - PRIME CONTRACTS							
	PROCUREMENT METHODS	Number of Actions (a)	NET DOLLAR AMOUNTS (000)				Total Dollars (f)
			Small Business Concerns (b)	Large Business Concerns (c)	Domestic Outside U.S./ Foreign (d)	Other Entities (e)	
NEW AWARDS AND MODIFICATIONS	1. Tariff or Regulated Acquisitions	0					0
	2. Contracts for Foreign Government or International Organization	0					0
	3. Small Purchases	97	65	76	0	3	144
	4. Delivery Orders - GSA Schedules Only	111	75	14	0	0	89
	5. Delivery Orders - Other Federal Schedules	0	0	0	0	0	0
	6. Delivery Orders - All Other	0	0	0	0	0	0
	7. Other Procurement Methods	0	0	0	0	0	0
	8. TOTAL NEW AWARDS AND MODIFICATIONS	208	140	90	0	3	233
COMPETITION	9. Competed	180	134	90	0	3	227
	10. Not Competed	28	6	0	0	0	6
	11. Not Available for Competition	0	0	0	0	0	0
MODIFICATIONS	12. TOTAL MODIFICATIONS (Excluding Line 3)	0					0

PART II - SELECTED SOCIOECONOMIC STATISTICS (Includes both new awards and modifications)					
PREFERENCE PROGRAMS			TYPE OF CONTRACTOR		
CATEGORY	Number of Actions (a)	Total net Dollars (b)	CATEGORY	Number of Actions (a)	Total net Dollars (b)
13. Small Business - Small Purchase Set-Aside	4	7	18. Small Disadvantaged Business	0	0
14. Small Business Set-Aside	1	7	19. Woman-Owned Small Business	8	30
15. Labor Surplus Area Set-Aside	0	0	20. Sheltered Workshop	0	0
16. Combined Labor Surplus/ Small Business Set-Aside	1	7			
17. 8(a) Awards	0	0			

NATIONAL CAPITAL PLANNING COMMISSION
Actions Reported Individually on SF279
Fiscal Year 1993 Through Fourth Quarter

	Actions	Dollars (000)
TOTAL	0	0
CICA APPLICABILITY		
Pre-CICA	0	0
CICA Awards	0	0
Small Purchases	0	0
Subject to Statute other than CICA	0	0
KIND OF CONTRACT ACTION		
Initial Letter Contract	0	0
Def. Contract Superseding Letter	0	0
New Definitive Contract	0	0
Small Purchase Procedure	0	0
Order Under IDC	0	0
Order Under BOA	0	0
Order /Mod Under GSA Schedule	0	0
Order/Mod Under VA or OPM Schedule	0	0
Modifications	0	0
Termination for Default	0	0
Termination for Convenience	0	0
SYNOPSIS OF PROCUREMENT PRIOR TO AWARD		
Synopsized Prior to Award	0	0
Not Synopsized Due to Urgency	0	0
Not Synopsized for Other Reason	0	0

FEDERAL PROCUREMENT DATA SYSTEM
NATIONAL CAPITAL PLANNING COMMISSION
 Actions Reported Individually on SF279
 Fiscal Year 1993 Through Fourth Quarter

	Actions	Dollars (000)
SELECTION PROCEDURE		
Full and Open Competition - Sealed Bid	0	0
Full and Open Competition - Comp Proposal	0	0
Full and Open Competition - Combination	0	0
Architect Engineer	0	0
Basic Research	0	0
Multiple Award Schedule	0	0
Alternate Source/Reduced Cost	0	0
Alternate Source/Mobilization	0	0
Alternate Source/Eng R & D	0	0
Set-aside	0	0
Other than Full and Open Competition	0	0
FULL AND OPEN COMPETITION WITH ONLY ONE BIDDER/OFFERER		
AUTHORITY FOR OTHER THAN FULL AND OPEN COMPETITION		
Only One Source	0	0
- Follow-on Contract	0	0
- Utilities (Regulated & Telecommunications)	0	0
Unusual & Compelling Urgency	0	0
Mobilization/Essential R&D	0	0
International Agreement	0	0
Authorized by Statute	0	0
Authorized Resale	0	0
National Security	0	0
Public Interest	0	0
EXTENT COMPETED		
Competed	0	0
Not Available for Competition	0	0
Follow-on to Competed Action	0	0
Not Competed	0	0
TYPE OF CONTRACT		
Fixed Price	0	0
Cost Reimbursement	0	0
Time and Material	0	0
Labor Hour	0	0
TYPE OF CONTRACTOR		
Small Disadvantaged Business	0	0
Other Small Business	0	0
Large Business	0	0
Sheltered Workshops	0	0
Educational & Nonprofit	0	0
State & Local Government	0	0
Foreign Contractor	0	0
Domestic Contractor Performing Outside US	0	0
WOMAN-OWNED SMALL BUSINESS		
PREFERENCE PROGRAMS		
Directed to Sheltered Workshop	0	0
8 (a) Program	0	0
Combined LSA/SB Set-aside	0	0
Small Business Set-aside	0	0
Labor Surplus Area Set-aside	0	0
Tie Bid Preference	0	0
Buy Indian/Self Determination Act	0	0
No Preference Program or Not Listed	0	0
SUBJECT TO LABOR STATUTES		
Walsh Healy Act - Manufacturer	0	0
Walsh Healy Act - Dealer	0	0
Service Contract Act	0	0
Davis Bacon Act	0	0
Not Subject to Above Acts	0	0
PRODUCT OR SERVICE		
Supplies & Equipment	0	0
ADP Equipment, Purchase and Lease	0	0
Research & Development	0	0
Construction	0	0
Architect & Engineering	0	0
Real Property, Purchase & Lease, or Maintenance	0	0
ADP Services (includes Installation & Maintenance)	0	0
Other Services	0	0

FEDERAL PROCUREMENT DATA SYSTEM
NATIONAL FOUNDATION ON THE ARTS
Actions Reported in Summary on SF281
Fiscal Year 1993 Through Fourth Quarter

PART I - PRIME CONTRACTS							
PROCUREMENT METHODS	Number of Actions (a)	NET DOLLAR AMOUNTS (000)				Total Dollars (f)	
		Small Business Concerns (b)	Large Business Concerns (c)	Domestic Outside U.S./ Foreign (d)	Other Entities (e)		
1. Tariff or Regulated Acquisitions	0					0	
2. Contracts for Foreign Government or International Organization	0					0	
3. Small Purchases	633	1,334	20	0	24	1,378	
4. Delivery Orders - GSA Schedules Only	119	177	166	0	0	343	
5. Delivery Orders - Other Federal Schedules	0	0	0	0	0	0	
6. Delivery Orders - All Other	0	0	0	0	0	0	
7. Other Procurement Methods	0	0	0	0	0	0	
8. TOTAL NEW AWARDS AND MODIFICATIONS	752	1,511	186	0	24	1,721	
9. COMPETITION	9. Competed	248	1,082	173	0	12	1,267
	10. Not Competed	504	429	13	0	12	454
	11. Not Available for Competition	0	0	0	0	0	0
12. TOTAL MODIFICATIONS (Excluding Line 3)	41					104	

PART II - SELECTED SOCIOECONOMIC STATISTICS (Includes both new awards and modifications)					
CATEGORY	PREFERENCE PROGRAMS		CATEGORY	TYPE OF CONTRACTOR	
	Number of Actions (a)	Total net Dollars (b)		Number of Actions (a)	Total net Dollars (b)
13. Small Business - Small Purchase Set-Aside	57	622	18. Small Disadvantaged Business	21	163
14. Small Business Set-Aside	7	70	19. Woman-Owned Small Business	43	150
15. Labor Surplus Area Set-Aside	0	0	20. Sheltered Workshop	0	0
16. Combined Labor Surplus/ Small Business Set-Aside	0	0			
17. 8(a) Awards	0	0			

NATIONAL FOUNDATION ON THE ARTS
Actions Reported Individually on SF279
Fiscal Year 1993 Through Fourth Quarter

	Actions	Dollars (000)
TOTAL	13	907
CICA APPLICABILITY		
Pre-CICA	0	0
CICA Awards	13	907
Small Purchases	0	0
Subject to Statute other than CICA	0	0
KIND OF CONTRACT ACTION		
Initial Letter Contract	0	0
Def. Contract Superseding Letter	0	0
New Definitive Contract	1	80
Small Purchase Procedure	0	0
Order Under IDC	0	0
Order Under BOA	0	0
Order /Mod Under GSA Schedule	10	697
Order/Mod Under VA or OPM Schedule	0	0
Modifications	2	130
Termination for Default	0	0
Termination for Convenience	0	0
SYNOPSIS OF PROCUREMENT PRIOR TO AWARD		
Synopsized Prior to Award	6	546
Not Synopsized Due to Urgency	0	0
Not Synopsized for Other Reason	7	361

FEDERAL PROCUREMENT DATA SYSTEM
NATIONAL FOUNDATION ON THE ARTS
 Actions Reported Individually on SF279
 Fiscal Year 1993 Through Fourth Quarter

	Actions	Dollars (000)
SOLICITATION PROCEDURE		
Full and Open Competition - Sealed Bid	0	0
Full and Open Competition - Comp Proposal	3	210
Full and Open Competition - Combination	0	0
Architect Engineer	0	0
Basic Research	0	0
Multiple Award Schedule	10	697
Alternate Source/Reduced Cost	0	0
Alternate Source/Mobilization	0	0
Alternate Source/Eng R & D	0	0
Set-aside	0	0
Other than Full and Open Competition	0	0
FULL AND OPEN COMPETITION WITH ONLY ONE BIDDER/OFFERER		
AUTHORITY FOR OTHER THAN FULL AND OPEN COMPETITION		
Only One Source	0	0
- Follow-on Contract	0	0
- Utilities (Regulated & Telecommunications)	0	0
Unusual & Compelling Urgency	0	0
Mobilization/Essential R&D	0	0
International Agreement	0	0
Authorized by Statute	0	0
Authorized Resale	0	0
National Security	0	0
Public Interest	0	0
EXTENT COMPETED		
Competed	13	907
Not Available for Competition	0	0
Follow-on to Competed Action	0	0
Not Competed	0	0
TYPE OF CONTRACT		
Fixed Price	13	907
Cost Reimbursement	0	0
Time and Material	0	0
Labor Hour	0	0
TYPE OF CONTRACTOR		
Small Disadvantaged Business	2	130
Other Small Business	6	318
Large Business	5	459
Sheltered Workshops	0	0
Educational & Nonprofit	0	0
State & Local Government	0	0
Foreign Contractor	0	0
Domestic Contractor Performing Outside US	0	0
WOMAN-OWNED SMALL BUSINESS		
	0	0
PREFERENCE PROGRAMS		
Directed to Sheltered Workshop	0	0
8 (a) Program	0	0
Combined LSA/SB Set-aside	0	0
Small Business Set-aside	0	0
Labor Surplus Area Set-aside	0	0
Tie Bid Preference	0	0
Buy Indian/Self Determination Act	0	0
No Preference Program or Not Listed	13	907
SUBJECT TO LABOR STATUTES		
Walsh Healy Act - Manufacturer	9	659
Walsh Healy Act - Dealer	1	38
Service Contract Act	2	130
Davis Bacon Act	0	0
Not Subject to Above Acts	1	80
PRODUCT OR SERVICE		
Supplies & Equipment	1	27
ADP Equipment, Purchase and Lease	8	574
Research & Development	0	0
Construction	0	0
Architect & Engineering	0	0
Real Property, Purchase & Lease, or Maintenance	0	0
ADP Services (includes Installation & Maintenance)	1	96
Other Services	3	210

FEDERAL PROCUREMENT DATA SYSTEM
NATIONAL FOUNDATION ON THE HUMANITIES
Actions Reported in Summary on SF281
Fiscal Year 1993 Through Fourth Quarter

PART I - PRIME CONTRACTS							
	PROCUREMENT METHODS	Number of Actions (a)	NET DOLLAR AMOUNTS (000)				Total Dollars (f)
			Small Business Concerns (b)	Large Business Concerns (c)	Domestic Outside U.S./ Foreign (d)	Other Entities (e)	
NEW AWARDS AND MODIFICATIONS	1. Tariff or Regulated Acquisitions	0					0
	2. Contracts for Foreign Government or International Organization	0					0
	3. Small Purchases	2,137	1,151	163	0	81	1,395
	4. Delivery Orders - GSA Schedules Only	195	150	306	0	41	497
	5. Delivery Orders- Other Federal Schedules	0	0	0	0	0	0
	6. Delivery Orders - All Other	0	0	0	0	0	0
	7. Other Procurement Methods	0	0	0	0	0	0
	8. TOTAL NEW AWARDS AND MODIFICATIONS	2,332	1,301	469	0	122	1,892
COMPETITION	9. Competed	1,457	810	335	0	39	1,184
	10. Not Competed	839	481	134	0	43	658
	11. Not Available for Competition	36	10	0	0	40	50
MODIFICATIONS	12. TOTAL MODIFICATIONS (Excluding Line 3)	3					1

PART II - SELECTED SOCIOECONOMIC STATISTICS (Includes both new awards and modifications)					
PREFERENCE PROGRAMS			TYPE OF CONTRACTOR		
CATEGORY	Number of Actions (a)	Total net Dollars (b)	CATEGORY	Number of Actions (a)	Total net Dollars (b)
13. Small Business - Small Purchase Set-Aside	1,977	1,151	18. Small Disadvantaged Business	41	160
14. Small Business Set-Aside	0	0	19. Woman-Owned Small Business	709	299
15. Labor Surplus Area Set-Aside	0	0	20. Sheltered Workshop	0	0
16. Combined Labor Surplus/ Small Business Set-Aside	0	0			
17. 8(a) Awards	0	0			

NATIONAL FOUNDATION ON THE HUMANITIES
Actions Reported Individually on SF279
Fiscal Year 1993 Through Fourth Quarter

	Actions	Dollars (000)
TOTAL	12	888
CICA APPLICABILITY		
Pre-CICA	0	0
CICA Awards	11	948
Small Purchases	0	0
Subject to Statute other than CICA	1	40
KIND OF CONTRACT ACTION		
Initial Letter Contract	0	0
Def. Contract Superseding Letter	0	0
New Definitive Contract	3	308
Small Purchase Procedure	0	0
Order Under IDC	1	121
Order Under BOA	0	0
Order /Mod Under GSA Schedule	8	559
Order/Mod Under VA or OPM Schedule	0	0
Modifications	0	0
Termination for Default	0	0
Termination for Convenience	0	0
SYNOPSIS OF PROCUREMENT PRIOR TO AWARD		
Synopsized Prior to Award	5	638
Not Synopsized Due to Urgency	0	0
Not Synopsized for Other Reason	7	350

FEDERAL PROCUREMENT DATA SYSTEM
NATIONAL FOUNDATION ON THE HUMANITIES
 Actions Reported Individually on SF279
 Fiscal Year 1993 Through Fourth Quarter

SOLICITATION PROCEDURE	Actions	Dollars (000)
Full and Open Competition - Sealed Bid	0	0
Full and Open Competition - Comp Proposal	0	0
Full and Open Competition - Combination	0	0
Architect Engineer	0	0
Basic Research	0	0
Multiple Award Schedule	8	680
Alternate Source/Reduced Cost	0	0
Alternate Source/Mobilization	0	0
Alternate Source/Eng R & D	0	0
Set-aside	2	268
Other than Full and Open Competition	0	0
FULL AND OPEN COMPETITION WITH ONLY ONE BIDDER/OFFERER	0	0
AUTHORITY FOR OTHER THAN FULL AND OPEN COMPETITION		
Only One Source	0	0
- Follow-on Contract	0	0
- Utilities (Regulated & Telecommunications)	0	0
Unusual & Compelling Urgency	0	0
Mobilization/Essential R&D	0	0
International Agreement	0	0
Authorized by Statute	0	0
Authorized Resale	0	0
National Security	0	0
Public Interest	0	0
EXTENT COMPETED		
Competed	11	948
Not Available for Competition	1	40
Follow-on to Competed Action	0	0
Not Competed	0	0
TYPE OF CONTRACT		
Fixed Price	11	768
Cost Reimbursement	1	220
Time and Material	0	0
Labor Hour	0	0
TYPE OF CONTRACTOR		
Small Disadvantaged Business	0	0
Other Small Business	7	712
Large Business	4	236
Sheltered Workshops	1	40
Educational & Nonprofit	0	0
State & Local Government	0	0
Foreign Contractor	0	0
Domestic Contractor Performing Outside US	0	0
WOMAN-OWNED SMALL BUSINESS	2	268
PREFERENCE PROGRAMS		
Directed to Sheltered Workshop	1	40
8 (a) Program	0	0
Combined LSA/SB Set-aside	0	0
Small Business Set-aside	2	268
Labor Surplus Area Set-aside	0	0
Tie Bid Preference	0	0
Buy Indian/Self Determination Act	0	0
No Preference Program or Not Listed	9	680
SUBJECT TO LABOR STATUTES		
Walsh Healy Act - Manufacturer	6	502
Walsh Healy Act - Dealer	3	178
Service Contract Act	2	88
Davis Bacon Act	0	0
Not Subject to Above Acts	1	220
PRODUCT OR SERVICE		
Supplies & Equipment	1	121
ADP Equipment, Purchase and Lease	8	559
Research & Development	0	0
Construction	0	0
Architect & Engineering	0	0
Real Property, Purchase & Lease, or Maintenance	0	0
ADP Services (includes Installation & Maintenance)	0	0
Other Services	3	308

**FEDERAL PROCUREMENT DATA SYSTEM
NATIONAL GALLERY OF ART
Actions Reported in Summary on SF281
Fiscal Year 1993 Through Fourth Quarter**

PART I - PRIME CONTRACTS						
	PROCUREMENT METHODS	Number of Actions (a)	NET DOLLAR AMOUNTS (000)			
			Small Business Concerns (b)	Large Business Concerns (c)	Domestic Outside U.S./ Foreign (d)	Other Entities (e)
NEW AWARDS AND MODIFICATIONS	1. Tariff or Regulated Acquisitions	0				0
	2. Contracts for Foreign Government or International Organization	0				0
	3. Small Purchases	3,268	4,203	415	442	5,060
	4. Delivery Orders - GSA Schedules Only	341	922	233	580	1,735
	5. Delivery Orders- Other Federal Schedules	0	0	0	0	0
	6. Delivery Orders - All Other	0	0	0	0	0
	7. Other Procurement Methods	92	37	39	1	77
	8. TOTAL NEW AWARDS AND MODIFICATIONS	3,701	5,162	687	1,023	6,872
COMPETITION	9. Competed	1,556	2,104	272	0	2,376
	10. Not Competed	830	1,382	121	1,023	2,526
	11. Not Available for Competition	1,315	1,676	294	0	1,970
MODIFICATIONS	12. TOTAL MODIFICATIONS (Excluding Line 3)	0				0

PART II - SELECTED SOCIOECONOMIC STATISTICS (Includes both new awards and modifications)					
PREFERENCE PROGRAMS			TYPE OF CONTRACTOR		
CATEGORY	Number of Actions (a)	Total net Dollars (b)	CATEGORY	Number of Actions (a)	Total net Dollars (b)
13. Small Business - Small Purchase Set-Aside	0	0	18. Small Disadvantaged Business	0	0
14. Small Business Set-Aside	0	0	19. Woman-Owned Small Business	0	0
15. Labor Surplus Area Set-Aside	0	0	20. Sheltered Workshop	0	0
16. Combined Labor Surplus/ Small Business Set-Aside	0	0			
17. 8(a) Awards	0	0			

**NATIONAL GALLERY OF ART
Actions Reported Individually on SF279
Fiscal Year 1993 Through Fourth Quarter**

	Actions	Dollars (000)
TOTAL	27	1,394
CICA APPLICABILITY		
Pre-CICA	0	0
CICA Awards	27	1,394
Small Purchases	0	0
Subject to Statute other than CICA	0	0
KIND OF CONTRACT ACTION		
Initial Letter Contract	12	1,086
Def. Contract Superseding Letter	0	0
New Definitive Contract	2	79
Small Purchase Procedure	0	0
Order Under IDC	0	0
Order Under BOA	0	0
Order /Mod Under GSA Schedule	0	0
Order/Mod Under VA or OPM Schedule	0	0
Modifications	13	229
Termination for Default	0	0
Termination for Convenience	0	0
SYNOPSIS OF PROCUREMENT PRIOR TO AWARD		
Synopsized Prior to Award	4	227
Not Synopsized Due to Urgency	1	29
Not Synopsized for Other Reason	22	1,138

FEDERAL PROCUREMENT DATA SYSTEM
NATIONAL GALLERY OF ART
 Actions Reported Individually on SF279
 Fiscal Year 1993 Through Fourth Quarter

	Actions	Dollars (000)
SPICIFICATION-BASED SOURCE		
Full and Open Competition - Sealed Bid	6	529
Full and Open Competition - Comp Proposal	1	39
Full and Open Competition - Combination	0	0
Architect Engineer	0	0
Basic Research	0	0
Multiple Award Schedule	0	0
Alternate Source/Reduced Cost	0	0
Alternate Source/Mobilization	0	0
Alternate Source/Eng R & D	0	0
Set-aside	0	0
Other than Full and Open Competition	0	0
FULL AND OPEN COMPETITION WITH ONLY ONE BIDDER/OFFERER	20	826
AUTHORITY FOR OTHER THAN FULL AND OPEN COMPETITION		
Only One Source	2	96
- Follow-on Contract	1	57
- Utilities (Regulated & Telecommunications)	0	0
Unusual & Compelling Urgency	1	29
Mobilization/Essential R&D	0	0
International Agreement	0	0
Authorized by Statute	17	701
Authorized Resale	0	0
National Security	0	0
Public Interest	0	0
EXTENT COMPETED		
Competed	25	1,364
Not Available for Competition	0	0
Follow-on to Competed Action	0	0
Not Competed	0	0
	2	30
TYPE OF CONTRACT		
Fixed Price	27	1,394
Cost Reimbursement	0	0
Time and Material	0	0
Labor Hour	0	0
TYPE OF CONTRACTOR		
Small Disadvantaged Business	1	138
Other Small Business	21	636
Large Business	5	620
Sheltered Workshops	0	0
Educational & Nonprofit	0	0
State & Local Government	0	0
Foreign Contractor	0	0
Domestic Contractor Performing Outside US	0	0
WOMAN-OWNED SMALL BUSINESS	1	138
PREFERENCE PROGRAMS		
Directed to Sheltered Workshop	0	0
8 (a) Program	0	0
Combined LSA/SB Set-aside	0	0
Small Business Set-aside	0	0
Labor Surplus Area Set-aside	0	0
Tie Bid Preference	0	0
Buy Indian/Self Determination Act	0	0
No Preference Program or Not Listed	27	1,394
SUBJECT TO LABOR STATUTES		
Walsh Healy Act - Manufacturer	1	50
Walsh Healy Act - Dealer	1	29
Service Contract Act	2	160
Davis Bacon Act	21	1,087
Not Subject to Above Acts	2	68
PRODUCT OR SERVICE		
Supplies & Equipment	1	50
ADP Equipment, Purchase and Lease	0	0
Research & Development	0	0
Construction	22	1,187
Architect & Engineering	0	0
Real Property, Purchase & Lease, or Maintenance	0	0
ADP Services (includes Installation & Maintenance)	0	0
Other Services	4	157

FEDERAL PROCUREMENT DATA SYSTEM
NATIONAL LABOR RELATIONS BOARD
Actions Reported in Summary on SF281
Fiscal Year 1993 Through Fourth Quarter

PART I - PRIME CONTRACTS							
	PROCUREMENT METHODS	Number of Actions (a)	NET DOLLAR AMOUNTS (000)				
			Small Business Concerns (b)	Large Business Concerns (c)	Domestic Outside U.S./ Foreign (d)	Other Entities (e)	Total Dollars (f)
NEW AWARDS AND MODIFICATIONS	1. Tariff or Regulated Acquisitions	0				0	
	2. Contracts for Foreign Government or International Organization	0				0	
	3. Small Purchases	858	1,095	405	0	0	1,500
	4. Delivery Orders - GSA Schedules Only	792	1,027	649	0	0	1,676
	5. Delivery Orders- Other Federal Schedules	0	0	0	0	0	0
	6. Delivery Orders - All Other	6	1	44	0	0	45
	7. Other Procurement Methods	9	93	0	0	0	93
	8. TOTAL NEW AWARDS AND MODIFICATIONS	1,665	2,216	1,098	0	0	3,314
COMPETITION	9. Competed	600	936	250	0	0	1,186
	10. Not Competed	258	159	155	0	0	314
	11. Not Available for Competition	807	1,121	693	0	0	1,814
MODIFICATIONS	12. TOTAL MODIFICATIONS (Excluding Line 3)	0					0

PART II - SELECTED SOCIOECONOMIC STATISTICS (Includes both new awards and modifications)					
PREFERENCE PROGRAMS			TYPE OF CONTRACTOR		
CATEGORY	Number of Actions (a)	Total net Dollars (b)	CATEGORY	Number of Actions (a)	Total net Dollars (b)
13. Small Business - Small Purchase Set-Aside	0	0	18. Small Disadvantaged Business	7	18
14. Small Business Set-Aside	0	0	19. Woman-Owned Small Business	48	108
15. Labor Surplus Area Set-Aside	0	0	20. Sheltered Workshop	0	0
16. Combined Labor Surplus/ Small Business Set-Aside	0	0			
17. 8(a) Awards	8	92			

NATIONAL LABOR RELATIONS BOARD
Actions Reported Individually on SF279
Fiscal Year 1993 Through Fourth Quarter

	Actions	Dollars (000)
TOTAL	48	6,917
CICA APPLICABILITY		
Pre-CICA	0	0
CICA Awards	48	6,917
Small Purchases	0	0
Subject to Statute other than CICA	0	0
KIND OF CONTRACT ACTION		
Initial Letter Contract	0	0
Def. Contract Superseding Letter	0	0
New Definitive Contract	12	639
Small Purchase Procedure	0	0
Order Under IDC	18	4,982
Order Under BOA	0	0
Order /Mod Under GSA Schedule	18	1,296
Order/Mod Under VA or OPM Schedule	0	0
Modifications	0	0
Termination for Default	0	0
Termination for Convenience	0	0
SYNOPSIS OF PROCUREMENT PRIOR TO AWARD		
Synopsized Prior to Award	0	0
Not Synopsized Due to Urgency	0	0
Not Synopsized for Other Reason	48	6,917

FEDERAL PROCUREMENT DATA SYSTEM
NATIONAL LABOR RELATIONS BOARD
 Actions Reported Individually on SF279
 Fiscal Year 1993 Through Fourth Quarter

SOLICITATION PROCEDURE	Actions	Dollars (000)
Full and Open Competition - Sealed Bid	0	0
Full and Open Competition - Comp Proposal	19	1,209
Full and Open Competition - Combination	0	0
Architect Engineer	0	0
Basic Research	0	0
Multiple Award Schedule	10	740
Alternate Source/Reduced Cost	0	0
Alternate Source/Mobilization	0	0
Alternate Source/Eng R & D	0	0
Set-aside	0	0
Other than Full and Open Competition	19	4,968
FULL AND OPEN COMPETITION WITH ONLY ONE BIDDER/OFFERER	2	77
AUTHORITY FOR OTHER THAN FULL AND OPEN COMPETITION		
Only One Source	3	97
- Follow-on Contract	0	0
- Utilities (Regulated & Telecommunications)	0	0
Unusual & Compelling Urgency	0	0
Mobilization/Essential R&D	0	0
International Agreement	0	0
Authorized by Statute	16	4,871
Authorized Resale	0	0
National Security	0	0
Public Interest	0	0
EXTENT COMPETED		
Competed	29	1,949
Not Available for Competition	16	4,871
Follow-on to Competed Action	0	0
Not Competed	3	97
TYPE OF CONTRACT		
Fixed Price	32	2,046
Cost Reimbursement	16	4,871
Time and Material	0	0
Labor Hour	0	0
TYPE OF CONTRACTOR		
Small Disadvantaged Business	16	4,871
Other Small Business	8	342
Large Business	24	1,704
Sheltered Workshops	0	0
Educational & Nonprofit	0	0
State & Local Government	0	0
Foreign Contractor	0	0
Domestic Contractor Performing Outside US	0	0
WOMAN-OWNED SMALL BUSINESS	3	299
PREFERENCE PROGRAMS		
Directed to Sheltered Workshop	0	0
8 (a) Program	16	4,871
Combined LSA/SB Set-aside	0	0
Small Business Set-aside	2	61
Labor Surplus Area Set-aside	0	0
Tie Bid Preference	0	0
Buy Indian/Self Determination Act	0	0
No Preference Program or Not Listed	30	1,985
SUBJECT TO LABOR STATUTES		
Walsh Healy Act - Manufacturer	17	1,258
Walsh Healy Act - Dealer	0	0
Service Contract Act	2	61
Davis Bacon Act	0	0
Not Subject to Above Acts	29	5,598
PRODUCT OR SERVICE		
Supplies & Equipment	13	959
ADP Equipment, Purchase and Lease	0	0
Research & Development	0	0
Construction	0	0
Architect & Engineering	0	0
Real Property, Purchase & Lease, or Maintenance	1	38
ADP Services (includes Installation & Maintenance)	0	0
Other Services	34	5,920

**FEDERAL PROCUREMENT DATA SYSTEM
NATIONAL MEDIATION BOARD
Actions Reported in Summary on SF281
Fiscal Year 1993 Through Fourth Quarter**

PART I - PRIME CONTRACTS							
PROUREMENT METHODS	Number of Actions (a)	NET DOLLAR AMOUNTS (000)					
		Small Business Concerns (b)	Large Business Concerns (c)	Domestic Outside U.S./ Foreign (d)	Other Entities (e)	Total Dollars (f)	
1. Tariff or Regulated Acquisitions	0					0	
2. Contracts for Foreign Government or International Organization	0					0	
3. Small Purchases	4	10	0	0	0	10	
4. Delivery Orders - GSA Schedules Only	72	43	67	0	0	110	
5. Delivery Orders- Other Federal Schedules	0	0	0	0	0	0	
6. Delivery Orders - All Other	196	63	112	0	0	175	
7. Other Procurement Methods	49	0	0	0	222	222	
8. TOTAL NEW AWARDS AND MODIFICATIONS	321	116	179	0	222	517	
COMPETITION	9. Competed	188	81	153	0	0	234
	10. Not Competed	4	4	0	0	0	4
	11. Not Available for Competition	129	31	26	0	222	279
MODIFICATIONS	12. TOTAL MODIFICATIONS (Excluding Line 3)	0				0	

PART II - SELECTED SOCIOECONOMIC STATISTICS (Includes both new awards and modifications)					
CATEGORY	PREFERENCE PROGRAMS		CATEGORY	TYPE OF CONTRACTOR	
	Number of Actions (a)	Total net Dollars (b)		Number of Actions (a)	Total net Dollars (b)
13. Small Business - Small Purchase Set-Aside	0	0	18. Small Disadvantaged Business	0	0
14. Small Business Set-Aside	0	0	19. Woman-Owned Small Business	0	0
15. Labor Surplus Area Set-Aside	0	0	20. Sheltered Workshop	0	0
16. Combined Labor Surplus/ Small Business Set-Aside	0	0			
17. 8(a) Awards	0	0			

**NATIONAL MEDIATION BOARD
Actions Reported Individually on SF279
Fiscal Year 1993 Through Fourth Quarter**

	Actions	Dollars (000)
TOTAL	146	2,109
CICA APPLICABILITY		
Pre-CICA	0	0
CICA Awards	146	2,109
Small Purchases	0	0
Subject to Statute other than CICA	0	0
KIND OF CONTRACT ACTION		
Initial Letter Contract	0	0
Def. Contract Superseding Letter	0	0
New Definitive Contract	56	805
Small Purchase Procedure	0	0
Order Under IDC	4	222
Order Under BOA	0	0
Order /Mod Under GSA Schedule	7	517
Order/Mod Under VA or OPM Schedule	0	0
Modifications	79	565
Termination for Default	0	0
Termination for Convenience	0	0
SYNOPSIS OF PROCUREMENT PRIOR TO AWARD		
Synopsized Prior to Award	0	0
Not Synopsized Due to Urgency	1	34
Not Synopsized for Other Reason	145	2,075

**FEDERAL PROCUREMENT DATA SYSTEM
NATIONAL MEDIATION BOARD
Actions Reported Individually on SF279
Fiscal Year 1993 Through Fourth Quarter**

	Actions	Dollars (000)
SOLICITATION PROCEDURE		
Full and Open Competition - Sealed Bid	0	0
Full and Open Competition - Comp Proposal	1	25
Full and Open Competition - Combination	2	65
Architect Engineer	0	0
Basic Research	0	0
Multiple Award Schedule	8	603
Alternate Source/Reduced Cost	0	0
Alternate Source/Mobilization	0	0
Alternate Source/Eng R & D	0	0
Set-aside	0	0
Other than Full and Open Competition	135	1,416
FULL AND OPEN COMPETITION WITH ONLY ONE BIDDER/OFFERER	1	34
AUTHORITY FOR OTHER THAN FULL AND OPEN COMPETITION		
Only One Source	134	1,382
- Follow-on Contract	0	0
- Utilities (Regulated & Telecommunications)	0	0
Unusual & Compelling Urgency	1	34
Mobilization/Essential R&D	0	0
International Agreement	0	0
Authorized by Statute	0	0
Authorized Resale	0	0
National Security	0	0
Public Interest	0	0
EXTENT COMPLETED		
Completed	59	1,100
Not Available for Competition	1	71
Follow-on to Completed Action	0	0
Not Completed	86	938
TYPE OF CONTRACT		
Fixed Price	13	798
Cost Reimbursement	0	0
Time and Material	0	0
Labor Hour	133	1,311
TYPE OF CONTRACTOR		
Small Disadvantaged Business	1	71
Other Small Business	137	1,455
Large Business	8	583
Sheltered Workshops	0	0
Educational & Nonprofit	0	0
State & Local Government	0	0
Foreign Contractor	0	0
Domestic Contractor Performing Outside US	0	0
WOMAN-OWNED SMALL BUSINESS	7	55
PREFERENCE PROGRAMS		
Directed to Sheltered Workshop	0	0
8 (a) Program	1	71
Combined LSA/SB Set-aside	0	0
Small Business Set-aside	0	0
Labor Surplus Area Set-aside	0	0
Tie Bid Preference	0	0
Buy Indian/Self Determination Act	0	0
No Preference Program or Not Listed	145	2,038
SUBJECT TO LABOR STATUTES		
Walsh Healy Act - Manufacturer	6	492
Walsh Healy Act - Dealer	1	25
Service Contract Act	3	151
Davis Bacon Act	0	0
Not Subject to Above Acts	136	1,441
PRODUCT OR SERVICE		
Supplies & Equipment	3	445
ADP Equipment, Purchase and Lease	7	199
Research & Development	0	0
Construction	0	0
Architect & Engineering	0	0
Real Property, Purchase & Lease, or Maintenance	0	0
ADP Services (includes Installation & Maintenance)	0	0
Other Services	136	1,465

**FEDERAL PROCUREMENT DATA SYSTEM
NATIONAL SCIENCE FOUNDATION
Actions Reported in Summary on SF281
Fiscal Year 1993 Through Fourth Quarter**

PART I - PRIME CONTRACTS							
	PROCUREMENT METHODS	Number of Actions (a)	NET DOLLAR AMOUNTS (000)				
			Small Business Concerns (b)	Large Business Concerns (c)	Domestic Outside U.S./ Foreign (d)	Other Entities (e)	Total Dollars (f)
NEW AWARDS AND MODIFICATIONS	1. Tariff or Regulated Acquisitions	0				0	
	2. Contracts for Foreign Government or International Organization	0				0	
	3. Small Purchases	1,740	3,870	644	22	190	4,726
	4. Delivery Orders - GSA Schedules Only	345	808	658	0	1	1,467
	5. Delivery Orders - Other Federal Schedules	9	89	2	0	0	71
	6. Delivery Orders - All Other	2	0	15	0	0	15
	7. Other Procurement Methods	9	7	0	0	27	34
	8. TOTAL NEW AWARDS AND MODIFICATIONS	2,105	4,754	1,319	22	218	6,313
COMPETITION	9. Competed	940	3,207	588	0	76	3,871
	10. Not Competed	711	1,252	313	22	107	1,694
	11. Not Available for Competition	454	295	418	0	35	748
MODIFICATIONS	12. TOTAL MODIFICATIONS (Excluding Line 3)	187					771

PART II - SELECTED SOCIOECONOMIC STATISTICS (Includes both new awards and modifications)					
PREFERENCE PROGRAMS			TYPE OF CONTRACTOR		
CATEGORY	Number of Actions (a)	Total net Dollars (b)	CATEGORY	Number of Actions (a)	Total net Dollars (b)
13. Small Business - Small Purchase Set-Aside	546	1,465	18. Small Disadvantaged Business	106	471
14. Small Business Set-Aside	315	1,008	19. Woman-Owned Small Business	254	779
15. Labor Surplus Area Set-Aside	15	51	20. Sheltered Workshop	1	18
16. Combined Labor Surplus/ Small Business Set-Aside	4	2			
17. 8(a) Awards	5	7			

**NATIONAL SCIENCE FOUNDATION
Actions Reported Individually on SF279
Fiscal Year 1993 Through Fourth Quarter**

	Actions	Dollars (000)
TOTAL	287	186,466
CICA APPLICABILITY		
Pre-CICA	18	13,882
CICA Awards	258	104,138
Small Purchases	3	49
Subject to Statute other than CICA	0	0
KIND OF CONTRACT ACTION		
Initial Letter Contract	1	288
Def. Contract Superseding Letter	0	0
New Definitive Contract	14	3,922
Small Purchase Procedure	4	72
Order Under IDC	2	92
Order Under BOA	141	5,198
Order /Mod Under GSA Schedule	15	698
Order/Mod Under VA or OPM Schedule	0	0
Modifications	110	156,186
Termination for Default	0	0
Termination for Convenience	0	0
SYNOPSIS OF PROCUREMENT PRIOR TO AWARD		
Synopsized Prior to Award	223	106,235
Not Synopsized Due to Urgency	3	73
Not Synopsized for Other Reason	53	11,761

FEDERAL PROCUREMENT DATA SYSTEM
NATIONAL SCIENCE FOUNDATION
 Actions Reported Individually on SF279
 Fiscal Year 1993 Through Fourth Quarter

SOLICITATION PROCEDURE	Actions	Dollars (000)
Full and Open Competition - Sealed Bid	0	0
Full and Open Competition - Comp Proposal	161	82,990
Full and Open Competition - Combination	0	0
Architect Engineer	1	10
Basic Research	0	0
Multiple Award Schedule	16	819
Alternate Source/Reduced Cost	0	0
Alternate Source/Mobilization	0	0
Alternate Source/Eng R & D	0	0
Set-aside	64	7,231
Other than Full and Open Competition	21	22,485
FULL AND OPEN COMPETITION WITH ONLY ONE BIDDER/OFFERER	13	5,425
AUTHORITY FOR OTHER THAN FULL AND OPEN COMPETITION		
Only One Source	16	20,829
- Follow-on Contract	3	892
- Utilities (Regulated & Telecommunications)	0	0
Unusual & Compelling Urgency	3	150
Mobilization/Essential R&D	0	0
International Agreement	0	0
Authorized by Statute	2	1,506
Authorized Resale	0	0
National Security	0	0
Public Interest	0	0
EXTENT COMPETED		
Competed	259	108,583
Not Available for Competition	5	1,609
Follow-on to Competed Action	3	808
Not Competed	12	7,069
TYPE OF CONTRACT		
Fixed Price	44	3,558
Cost Reimbursement	127	109,310
Time and Material	25	2,483
Labor Hour	83	2,718
TYPE OF CONTRACTOR		
Small Disadvantaged Business	83	9,155
Other Small Business	85	3,775
Large Business	90	12,584
Sheltered Workshops	0	0
Educational & Nonprofit	15	18,712
State & Local Government	1	51
Foreign Contractor	0	0
Domestic Contractor Performing Outside US	5	73,792
WOMAN-OWNED SMALL BUSINESS	22	1,549
PREFERENCE PROGRAMS		
Directed to Sheltered Workshop	0	0
8 (a) Program	7	3,541
Combined LSA/SB Set-aside	0	0
Small Business Set-aside	74	4,840
Labor Surplus Area Set-aside	1	23
Tie Bid Preference	0	0
Buy Indian/Self Determination Act	0	0
No Preference Program or Not Listed	197	109,665
SUBJECT TO LABOR STATUTES		
Walsh Healy Act - Manufacturer	13	619
Walsh Healy Act - Dealer	5	4,084
Service Contract Act	63	3,778
Davis Bacon Act	0	0
Not Subject to Above Acts	198	109,588
PRODUCT OR SERVICE		
Supplies & Equipment	2	70
ADP Equipment, Purchase and Lease	16	1,899
Research & Development	26	134,429
Construction	0	0
Architect & Engineering	1	10
Real Property, Purchase & Lease, or Maintenance	0	0
ADP Services (includes Installation & Maintenance)	53	7,501
Other Services	189	22,557

FEDERAL PROCUREMENT DATA SYSTEM
NATIONAL TRANSPORTATION SAFETY BOARD
Actions Reported in Summary on SF281
Fiscal Year 1993 Through Fourth Quarter

PART I - PRIME CONTRACTS							
	PROCUREMENT METHODS	Number of Actions (a)	NET DOLLAR AMOUNTS (000)				Total Dollars (f)
			Small Business Concerns (b)	Large Business Concerns (c)	Domestic Outside U.S./ Foreign (d)	Other Entities (e)	
NEW AWARDS AND MODIFICATIONS	1. Tariff or Regulated Acquisitions	0					0
	2. Contracts for Foreign Government or International Organization	0					0
	3. Small Purchases	0	0	0	0	0	0
	4. Delivery Orders - GSA Schedules Only	0	0	0	0	0	0
	5. Delivery Orders - Other Federal Schedules	0	0	0	0	0	0
	6. Delivery Orders - All Other	0	0	0	0	0	0
	7. Other Procurement Methods	0	0	0	0	0	0
	8. TOTAL NEW AWARDS AND MODIFICATIONS	0	0	0	0	0	0
COMPETITION	9. Competed	0	0	0	0	0	0
	10. Not Competed	0	0	0	0	0	0
	11. Not Available for Competition	0	0	0	0	0	0
MODIFICATIONS	12. TOTAL MODIFICATIONS (Excluding Line 3)	0					0

PART II - SELECTED SOCIOECONOMIC STATISTICS (Includes both new awards and modifications)					
CATEGORY	PREFERENCE PROGRAMS		CATEGORY	TYPE OF CONTRACTOR	
	Number of Actions (a)	Total net Dollars (b)		Number of Actions (a)	Total net Dollars (b)
13. Small Business - Small Purchase Set-Aside	0	0	18. Small Disadvantaged Business	0	0
14. Small Business Set-Aside	0	0	19. Woman-Owned Small Business	0	0
15. Labor Surplus Area Set-Aside	0	0	20. Sheltered Workshop	0	0
16. Combined Labor Surplus/ Small Business Set-Aside	0	0			
17. 8(a) Awards	0	0			

NATIONAL TRANSPORTATION SAFETY BOARD
Actions Reported Individually on SF279
Fiscal Year 1993 Through Fourth Quarter

	Actions	Dollars (000)
TOTAL	0	0
CICA APPLICABILITY		
Pre-CICA	0	0
CICA Awards	0	0
Small Purchases	0	0
Subject to Statute other than CICA	0	0
KIND OF CONTRACT ACTION		
Initial Letter Contract	0	0
Def. Contract Superseding Letter	0	0
New Definitive Contract	0	0
Small Purchase Procedure	0	0
Order Under IDC	0	0
Order Under BOA	0	0
Order /Mod Under GSA Schedule	0	0
Order/Mod Under VA or OPM Schedule	0	0
Modifications	0	0
Termination for Default	0	0
Termination for Convenience	0	0
SYNOPSIS OF PROCUREMENT PRIOR TO AWARD		
Synopsized Prior to Award	0	0
Not Synopsized Due to Urgency	0	0
Not Synopsized for Other Reason	0	0

FEDERAL PROCUREMENT DATA SYSTEM
NATIONAL TRANSPORTATION SAFETY BOARD
 Actions Reported Individually on SF279
 Fiscal Year 1993 Through Fourth Quarter

SOLICITATION PROCEDURE	Actions	Dollars (000)
Full and Open Competition - Sealed Bid	0	0
Full and Open Competition - Comp Proposal	0	0
Full and Open Competition - Combination	0	0
Architect Engineer	0	0
Basic Research	0	0
Multiple Award Schedule	0	0
Alternate Source/Reduced Cost	0	0
Alternate Source/Mobilization	0	0
Alternate Source/Eng R & D	0	0
Set-aside	0	0
Other than Full and Open Competition	0	0
FULL AND OPEN COMPETITION WITH ONLY ONE BIDDER/OFFERER	0	0
AUTHORITY FOR OTHER THAN FULL AND OPEN COMPETITION		
Only One Source	0	0
- Follow-on Contract	0	0
- Utilities (Regulated & Telecommunications)	0	0
Unusual & Compelling Urgency	0	0
Mobilization/Essential R&D	0	0
International Agreement	0	0
Authorized by Statute	0	0
Authorized Resale	0	0
National Security	0	0
Public Interest	0	0
EXTENT COMPLETED		
Completed	0	0
Not Available for Competition	0	0
Follow-on to Competed Action	0	0
Not Competed	0	0
TYPE OF CONTRACT		
Fixed Price	0	0
Cost Reimbursement	0	0
Time and Material	0	0
Labor Hour	0	0
TYPE OF CONTRACTOR		
Small Disadvantaged Business	0	0
Other Small Business	0	0
Large Business	0	0
Sheltered Workshops	0	0
Educational & Nonprofit	0	0
State & Local Government	0	0
Foreign Contractor	0	0
Domestic Contractor Performing Outside US	0	0
WOMAN-OWNED SMALL BUSINESS	0	0
PREFERENCE PROGRAMS		
Directed to Sheltered Workshop	0	0
8 (a) Program	0	0
Combined LSA/SB Set-aside	0	0
Small Business Set-aside	0	0
Labor Surplus Area Set-aside	0	0
Tie Bid Preference	0	0
Buy Indian/Self Determination Act	0	0
No Preference Program or Not Listed	0	0
SUBJECT TO LABOR STATUTES		
Walsh Healy Act - Manufacturer	0	0
Walsh Healy Act - Dealer	0	0
Service Contract Act	0	0
Davis Bacon Act	0	0
Not Subject to Above Acts	0	0
PRODUCT OR SERVICE		
Supplies & Equipment	0	0
ADP Equipment, Purchase and Lease	0	0
Research & Development	0	0
Construction	0	0
Architect & Engineering	0	0
Real Property, Purchase & Lease, or Maintenance	0	0
ADP Services (includes Installation & Maintenance)	0	0
Other Services	0	0

FEDERAL PROCUREMENT DATA SYSTEM
NUCLEAR REGULATORY COMMISSION
Actions Reported in Summary on SF281
Fiscal Year 1993 Through Fourth Quarter

PART I - PRIME CONTRACTS							
	PROCUREMENT METHODS	Number of Actions (a)	NET DOLLAR AMOUNTS (000)				Total Dollars (f)
			Small Business Concerns (b)	Large Business Concerns (c)	Domestic Outside U.S./ Foreign (d)	Other Entities (e)	
NEW AWARDS AND MODIFICATIONS	1. Tariff or Regulated Acquisitions	0					0
	2. Contracts for Foreign Government or International Organization	0					0
	3. Small Purchases	2,157	4,005	1,617	0	80	5,702
	4. Delivery Orders - GSA Schedules Only	625	965	1,315	0	0	2,280
	5. Delivery Orders - Other Federal Schedules	0	0	0	0	0	0
	6. Delivery Orders - All Other	0	0	0	0	0	0
	7. Other Procurement Methods	0	0	0	0	0	0
	8. TOTAL NEW AWARDS AND MODIFICATIONS	2,782	4,970	2,932	0	80	7,982
COMPETITION	9. Competed	771	2,853	1,123	0	3	3,979
	10. Not Competed	453	1,259	1,395	0	22	2,676
	11. Not Available for Competition	1,558	858	414	0	55	1,327
MODIFICATIONS	12. TOTAL MODIFICATIONS (Excluding Line 3)	77					290

PART II - SELECTED SOCIOECONOMIC STATISTICS (Includes both new awards and modifications)					
PREFERENCE PROGRAMS			TYPE OF CONTRACTOR		
CATEGORY	Number of Actions (a)	Total net Dollars (b)	CATEGORY	Number of Actions (a)	Total net Dollars (b)
13. Small Business - Small Purchase Set-Aside	1,409	3,964	18. Small Disadvantaged Business	64	289
14. Small Business Set-Aside	0	0	19. Woman-Owned Small Business	113	414
15. Labor Surplus Area Set-Aside	0	0	20. Sheltered Workshop	0	0
16. Combined Labor Surplus/ Small Business Set-Aside	0	0			
17. 8(a) Awards	0	0			

NUCLEAR REGULATORY COMMISSION
Actions Reported Individually on SF279
Fiscal Year 1993 Through Fourth Quarter

	Actions	Dollars (000)
TOTAL	311	37,210
CICA APPLICABILITY		
Pre-CICA	0	0
CICA Awards	311	37,210
Small Purchases	0	0
Subject to Statute other than CICA	0	0
KIND OF CONTRACT ACTION		
Initial Letter Contract	0	0
Def. Contract Superseding Letter	0	0
New Definitive Contract	36	5,782
Small Purchase Procedure	0	0
Order Under IDC	126	6,755
Order Under BOA	0	0
Order /Mod Under GSA Schedule	2	434
Order/Mod Under VA or OPM Schedule	0	0
Modifications	147	24,259
Termination for Default	0	0
Termination for Convenience	0	0
SYNOPSIS OF PROCUREMENT PRIOR TO AWARD		
Synopsized Prior to Award	234	29,622
Not Synopsized Due to Urgency	2	181
Not Synopsized for Other Reason	75	7,407

FEDERAL PROCUREMENT DATA SYSTEM
NUCLEAR REGULATORY COMMISSION
 Actions Reported Individually on SF279
 Fiscal Year 1993 Through Fourth Quarter

SOLICITATION PROCEDURE	Actions	Dollars (000)
Full and Open Competition - Sealed Bid	2	220
Full and Open Competition - Comp Proposal	188	23,201
Full and Open Competition - Combination	0	0
Architect Engineer	0	0
Basic Research	0	0
Multiple Award Schedule	2	434
Alternate Source/Reduced Cost	0	0
Alternate Source/Mobilization	0	0
Alternate Source/Eng R & D	0	0
Set-aside	15	1,130
Other than Full and Open Competition	104	12,225
FULL AND OPEN COMPETITION WITH ONLY ONE BIDDER/OFFERER	12	872
AUTHORITY FOR OTHER THAN FULL AND OPEN COMPETITION		
Only One Source	16	1,563
- Follow-on Contract	0	0
- Utilities (Regulated & Telecommunications)	0	0
Unusual & Compelling Urgency	2	181
Mobilization/Essential R&D	0	0
International Agreement	0	0
Authorized by Statute	86	10,481
Authorized Resale	0	0
National Security	0	0
Public Interest	0	0
EXTENT COMPETED		
Competed	233	28,957
Not Available for Competition	62	6,690
Follow-on to Competed Action	0	0
Not Competed	16	1,563
TYPE OF CONTRACT		
Fixed Price	45	5,794
Cost Reimbursement	254	30,059
Time and Material	3	578
Labor Hour	9	779
TYPE OF CONTRACTOR		
Small Disadvantaged Business	88	10,859
Other Small Business	72	5,853
Large Business	130	6,192
Sheltered Workshops	0	0
Educational & Nonprofit	13	13,328
State & Local Government	8	978
Foreign Contractor	0	0
Domestic Contractor Performing Outside US	0	0
WOMAN-OWNED SMALL BUSINESS	15	468
PREFERENCE PROGRAMS		
Directed to Sheltered Workshop	0	0
8 (a) Program	86	10,481
Combined LSA/SB Set-aside	0	0
Small Business Set-aside	15	1,130
Labor Surplus Area Set-aside	0	0
Tie Bid Preference	0	0
Buy Indian/Self Determination Act	0	0
No Preference Program or Not Listed	210	25,599
SUBJECT TO LABOR STATUTES		
Walsh Healy Act - Manufacturer	3	756
Walsh Healy Act - Dealer	7	1,938
Service Contract Act	58	7,986
Davis Bacon Act	0	0
Not Subject to Above Acts	243	26,530
PRODUCT OR SERVICE		
Supplies & Equipment	7	1,786
ADP Equipment, Purchase and Lease	8	1,686
Research & Development	18	1,989
Construction	0	0
Architect & Engineering	0	0
Real Property, Purchase & Lease, or Maintenance	0	0
ADP Services (includes Installation & Maintenance)	61	8,118
Other Services	217	23,631

FEDERAL PROCUREMENT DATA SYSTEM
OCCUPATIONAL SAFETY AND HEALTH REVIEW COMMISSION
Actions Reported in Summary on SF281
Fiscal Year 1993 Through Fourth Quarter

PART I - PRIME CONTRACTS							
	PROCUREMENT METHODS	Number of Actions (a)	NET DOLLAR AMOUNTS (000)				Total Dollars (f)
			Small Business Concerns (b)	Large Business Concerns (c)	Domestic Outside U.S./ Foreign (d)	Other Entities (e)	
NEW AWARDS AND MODIFICATIONS	1. Tariff or Regulated Acquisitions	0					0
	2. Contracts for Foreign Government or International Organization	0					0
	3. Small Purchases	405	150	121	0	0	271
	4. Delivery Orders - GSA Schedules Only	59	13	120	0	0	133
	5. Delivery Orders- Other Federal Schedules	2	0	10	0	0	10
	6. Delivery Orders - All Other	0	0	0	0	0	0
	7. Other Procurement Methods	36	46	0	0	37	83
	8. TOTAL NEW AWARDS AND MODIFICATIONS	502	209	251	0	37	497
COMPETITION	9. Competed	457	211	251	0	0	462
	10. Not Competed	17	-2	0	0	0	-2
	11. Not Available for Competition	28	0	0	0	37	37
MODIFICATIONS	12. TOTAL MODIFICATIONS (Excluding Line 3)	48					26

PART II - SELECTED SOCIOECONOMIC STATISTICS (Includes both new awards and modifications)					
PREFERENCE PROGRAMS			TYPE OF CONTRACTOR		
CATEGORY	Number of Actions (a)	Total net Dollars (b)	CATEGORY	Number of Actions (a)	Total net Dollars (b)
13. Small Business - Small Purchase Set-Aside	4	1	18. Small Disadvantaged Business	0	0
14. Small Business Set-Aside	2	4	19. Woman-Owned Small Business	65	38
15. Labor Surplus Area Set-Aside	0	0	20. Sheltered Workshop	0	0
16. Combined Labor Surplus/ Small Business Set-Aside	0	0			
17. 8(a) Awards	0	0			

OCCUPATIONAL SAFETY AND HEALTH REVIEW COMMISSION
Actions Reported Individually on SF279
Fiscal Year 1993 Through Fourth Quarter

	Actions	Dollars (000)
TOTAL	0	0
CICA APPLICABILITY		
Pre-CICA	0	0
CICA Awards	0	0
Small Purchases	0	0
Subject to Statute other than CICA	0	0
KIND OF CONTRACT ACTION		
Initial Letter Contract	0	0
Def. Contract Superseding Letter	0	0
New Definitive Contract	0	0
Small Purchase Procedure	0	0
Order Under IDC	0	0
Order Under BOA	0	0
Order /Mod Under GSA Schedule	0	0
Order/Mod Under VA or OPM Schedule	0	0
Modifications	0	0
Termination for Default	0	0
Termination for Convenience	0	0
SYNOPSIS OF PROCUREMENT PRIOR TO AWARD		
Synopsized Prior to Award	0	0
Not Synopsized Due to Urgency	0	0
Not Synopsized for Other Reason	0	0

FEDERAL PROCUREMENT DATA SYSTEM
OCCUPATIONAL SAFETY AND HEALTH REVIEW COMMISSION
 Actions Reported Individually on SF279
 Fiscal Year 1993 Through Fourth Quarter

SOLICITATION PROCEDURE	Actions	Dollars (000)
Full and Open Competition - Sealed Bid	0	0
Full and Open Competition - Comp Proposal	0	0
Full and Open Competition - Combination	0	0
Architect Engineer	0	0
Basic Research	0	0
Multiple Award Schedule	0	0
Alternate Source/Reduced Cost	0	0
Alternate Source/Mobilization	0	0
Alternate Source/Eng R & D	0	0
Set-aside	0	0
Other than Full and Open Competition	0	0
FULL AND OPEN COMPETITION WITH ONLY ONE BIDDER/OFFERER	0	0
AUTHORITY FOR OTHER THAN FULL AND OPEN COMPETITION		
Only One Source	0	0
- Follow-on Contract	0	0
- Utilities (Regulated & Telecommunications)	0	0
Unusual & Compelling Urgency	0	0
Mobilization/Essential R&D	0	0
International Agreement	0	0
Authorized by Statute	0	0
Authorized Resale	0	0
National Security	0	0
Public Interest	0	0
EXTENT COMPETED		
Competed	0	0
Not Available for Competition	0	0
Follow-on to Competed Action	0	0
Not Competed	0	0
TYPE OF CONTRACT		
Fixed Price	0	0
Cost Reimbursement	0	0
Time and Material	0	0
Labor Hour	0	0
TYPE OF CONTRACTOR		
Small Disadvantaged Business	0	0
Other Small Business	0	0
Large Business	0	0
Sheltered Workshops	0	0
Educational & Nonprofit	0	0
State & Local Government	0	0
Foreign Contractor	0	0
Domestic Contractor Performing Outside US	0	0
WOMAN-OWNED SMALL BUSINESS	0	0
PREFERENCE PROGRAMS		
Directed to Sheltered Workshop	0	0
8 (a) Program	0	0
Combined LSA/SB Set-aside	0	0
Small Business Set-aside	0	0
Labor Surplus Area Set-aside	0	0
Tie Bid Preference	0	0
Buy Indian/Self Determination Act	0	0
No Preference Program or Not Listed	0	0
SUBJECT TO LABOR STATUTES		
Walsh Healy Act - Manufacturer	0	0
Walsh Healy Act - Dealer	0	0
Service Contract Act	0	0
Davis Bacon Act	0	0
Not Subject to Above Acts	0	0
PRODUCT OR SERVICE		
Supplies & Equipment	0	0
ADP Equipment, Purchase and Lease	0	0
Research & Development	0	0
Construction	0	0
Architect & Engineering	0	0
Real Property, Purchase & Lease, or Maintenance	0	0
ADP Services (includes Installation & Maintenance)	0	0
Other Services	0	0

**FEDERAL PROCUREMENT DATA SYSTEM
OFFICE OF PERSONNEL MANAGEMENT
Actions Reported in Summary on SF281
Fiscal Year 1993 Through Fourth Quarter**

PART I - PRIME CONTRACTS						
PROCUREMENT METHODS	Number of Actions (e)	NET DOLLAR AMOUNTS (000)				
		Small Business Concerns (b)	Large Business Concerns (c)	Domestic Outside U.S./ Foreign (d)	Other Entities (e)	Total Dollars (f)
NEW AWARDS AND MODIFICATIONS	1. Tariff or Regulated Acquisitions	0				0
	2. Contracts for Foreign Government or International Organization	0				0
	3. Small Purchases	13,647	12,977	11,849	0	258
	4. Delivery Orders - GSA Schedules Only	812	793	1,526	0	0
	5. Delivery Orders - Other Federal Schedules	0	0	0	0	0
	6. Delivery Orders - All Other	8	44	0	0	0
	7. Other Procurement Methods	0	0	0	0	0
	8. TOTAL NEW AWARDS AND MODIFICATIONS	14,467	13,814	13,375	0	258
COMPETITION	9. Competed	4,041	5,742	12,880	0	52
	10. Not Competed	2,832	2,218	168	0	110
	11. Not Available for Competition	7,594	5,854	327	0	96
MODIFICATIONS	12. TOTAL MODIFICATIONS (Excluding Line 3)	0				0

PART II - SELECTED SOCIOECONOMIC STATISTICS (Includes both new awards and modifications)					
PREFERENCE PROGRAMS			TYPE OF CONTRACTOR		
CATEGORY	Number of Actions (a)	Total net Dollars (b)	CATEGORY	Number of Actions (a)	Total net Dollars (b)
13. Small Business - Small Purchase Set-Aside	11,894	12,977	18. Small Disadvantaged Business	857	1,684
14. Small Business Set-Aside	0	0	19. Woman-Owned Small Business	3,002	3,006
15. Labor Surplus Area Set-Aside	0	0	20. Sheltered Workshop	67	29
16. Combined Labor Surplus/ Small Business Set-Aside	0	0			
17. 8(a) Awards	0	0			

**OFFICE OF PERSONNEL MANAGEMENT
Actions Reported Individually on SF279
Fiscal Year 1993 Through Fourth Quarter**

	Actions	Dollars (000)
TOTAL	2,303	54,299
CICA APPLICABILITY		
Pre-CICA	0	0
CICA Awards	2,303	54,299
Small Purchases	0	0
Subject to Statute other than CICA	0	0
KIND OF CONTRACT ACTION		
Initial Letter Contract	0	0
Def. Contract Superseding Letter	0	0
New Definitive Contract	2	277
Small Purchase Procedure	0	0
Order Under IDC	2,268	53,588
Order Under BOA	7	140
Order /Mod Under GSA Schedule	26	294
Order/Mod Under VA or OPM Schedule	0	0
Modifications	0	0
Termination for Default	0	0
Termination for Convenience	0	0
SYNOPSIS OF PROCUREMENT PRIOR TO AWARD		
Synopsized Prior to Award	2,253	51,547
Not Synopsized Due to Urgency	3	188
Not Synopsized for Other Reason	47	2,564

FEDERAL PROCUREMENT DATA SYSTEM
OFFICE OF PERSONNEL MANAGEMENT
 Actions Reported Individually on SF279
 Fiscal Year 1993 Through Fourth Quarter

	Actions	Dollars (000)
SOLICITATION PREFERENCE		
Full and Open Competition - Sealed Bid	0	0
Full and Open Competition - Comp Proposal	2,267	48,608
Full and Open Competition - Combination	0	0
Architect Engineer	0	0
Basic Research	0	0
Multiple Award Schedule	0	0
Alternate Source/Reduced Cost	13	1,608
Alternate Source/Mobilization	0	0
Alternate Source/Eng R & D	0	0
Set-aside	0	0
Other than Full and Open Competition	1	109
FULL AND OPEN COMPETITION WITH ONLY ONE BIDDER/OFFERER	22	3,974
AUTHORITY FOR OTHER THAN FULL AND OPEN COMPETITION		
Only One Source	1	115
- Follow-on Contract	8	3,268
- Utilities (Regulated & Telecommunications)	0	0
Unusual & Compelling Urgency	0	0
Mobilization/Essential R&D	3	188
International Agreement	0	0
Authorized by Statute	0	0
Authorized Resale	11	518
National Security	0	0
Public Interest	0	0
EXTENT COMPETED		
Competed	2,282	50,361
Not Available for Competition	14	829
Follow-on to Competed Action	0	0
Not Competed	7	3,109
TYPE OF CONTRACT		
Fixed Price	2,289	52,073
Cost Reimbursement	0	0
Time and Material	1	115
Labor Hour	3	2,111
TYPE OF CONTRACTOR		
Small Disadvantaged Business	147	3,852
Other Small Business	829	16,159
Large Business	1,327	34,288
Sheltered Workshops	0	0
Educational & Nonprofit	0	0
State & Local Government	0	0
Foreign Contractor	0	0
Domestic Contractor Performing Outside US	0	0
WOMAN-OWNED SMALL BUSINESS	228	3,403
PREFERENCE PROGRAMS		
Directed to Sheltered Workshop	0	0
8 (a) Program	136	3,272
Combined LSA/SB Set-aside	12	105
Small Business Set-aside	1	24
Labor Surplus Area Set-aside	0	0
Tie Bid Preference	0	0
Buy Indian/Self Determination Act	0	0
No Preference Program or Not Listed	2,154	50,898
SUBJECT TO LABOR STATUTES		
Walsh Healy Act - Manufacturer	26	294
Walsh Healy Act - Dealer	0	0
Service Contract Act	84	11,833
Davis Bacon Act	1	109
Not Subject to Above Acts	2,192	42,063
PRODUCT OR SERVICE		
Supplies & Equipment	2	124
ADP Equipment, Purchase and Lease	0	0
Research & Development	0	0
Construction	1	109
Architect & Engineering	0	0
Real Property, Purchase & Lease, or Maintenance	0	0
ADP Services (includes Installation & Maintenance)	35	4,409
Other Services	2,265	49,657

FEDERAL PROCUREMENT DATA SYSTEM
PEACE CORPS
Actions Reported in Summary on SF281
Fiscal Year 1993 Through Fourth Quarter

PART I - PRIME CONTRACTS							
	PROCUREMENT METHODS	Number of Actions (a)	NET DOLLAR AMOUNTS (000)				
			Small Business Concerns (b)	Large Business Concerns (c)	Domestic Outside U.S./ Foreign (d)	Other Entities (e)	Total Dollars (f)
NEW AWARDS AND MODIFICATIONS	1. Tariff or Regulated Acquisitions	0				0	
	2. Contracts for Foreign Government or International Organization	0				0	
	3. Small Purchases	13,786	3,830	833	19,481	353	24,497
	4. Delivery Orders - GSA Schedules Only	129	175	507	0	0	682
	5. Delivery Orders - Other Federal Schedules	22	0	66	0	0	66
	6. Delivery Orders - All Other	19	3	73	0	0	76
	7. Other Procurement Methods	0	0	0	0	0	0
	8. TOTAL NEW AWARDS AND MODIFICATIONS	13,956	4,008	1,479	19,481	353	25,321
COMPETITION	9. Competed	2,314	2,896	658	9,046	0	12,600
	10. Not Competed	1,233	318	327	3,996	283	4,924
	11. Not Available for Competition	10,409	794	494	6,439	70	7,797
MODIFICATIONS	12. TOTAL MODIFICATIONS (Excluding Line 3)	0					0

PART II - SELECTED SOCIOECONOMIC STATISTICS (Includes both new awards and modifications)					
PREFERENCE PROGRAMS			TYPE OF CONTRACTOR		
CATEGORY	Number of Actions (a)	Total net Dollars (b)	CATEGORY	Number of Actions (a)	Total net Dollars (b)
13. Small Business - Small Purchase Set-Aside	0	0	18. Small Disadvantaged Business	19	35
14. Small Business Set-Aside	0	0	19. Woman-Owned Small Business	142	1,084
15. Labor Surplus Area Set-Aside	0	0	20. Sheltered Workshop	0	0
16. Combined Labor Surplus/ Small Business Set-Aside	0	0			
17. 8(a) Awards	0	0			

PEACE CORPS
Actions Reported Individually on SF279
Fiscal Year 1993 Through Fourth Quarter

	Actions	Dollars (000)
TOTAL	209	16,575
CICA APPLICABILITY		
Pre-CICA	0	0
CICA Awards	209	16,575
Small Purchases	0	0
Subject to Statute other than CICA	0	0
KIND OF CONTRACT ACTION		
Initial Letter Contract	0	0
Def. Contract Superseding Letter	0	0
New Definitive Contract	91	4,998
Small Purchase Procedure	0	0
Order Under IDC	5	493
Order Under BOA	0	0
Order /Mod Under GSA Schedule	4	231
Order/Mod Under VA or OPM Schedule	0	0
Modifications	109	10,853
Termination for Default	0	0
Termination for Convenience	0	0
SYNOPSIS OF PROCUREMENT PRIOR TO AWARD		
Synopsized Prior to Award	96	9,085
Not Synopsized Due to Urgency	0	0
Not Synopsized for Other Reason	113	7,490

FEDERAL PROCUREMENT DATA SYSTEM
PEACE CORPS
 Actions Reported Individually on SF279
 Fiscal Year 1993 Through Fourth Quarter

SOLICITATION PROCEDURE	Actions	Dollars (000)
Full and Open Competition - Sealed Bid	0	0
Full and Open Competition - Comp Proposal	160	12,941
Full and Open Competition - Combination	0	0
Architect Engineer	0	0
Basic Research	0	0
Multiple Award Schedule	8	397
Alternate Source/Reduced Cost	0	0
Alternate Source/Mobilization	0	0
Alternate Source/Eng R & D	0	0
Set-aside	2	207
Other than Full and Open Competition	39	3,030
FULL AND OPEN COMPETITION WITH ONLY ONE BIDDER/OFFERER	22	1,155
AUTHORITY FOR OTHER THAN FULL AND OPEN COMPETITION		
Only One Source	25	1,586
- Follow-on Contract	0	0
- Utilities (Regulated & Telecommunications)	1	32
Unusual & Compelling Urgency	0	0
Mobilization/Essential R&D	0	0
International Agreement	0	0
Authorized by Statute	14	1,444
Authorized Resale	0	0
National Security	0	0
Public Interest	0	0
EXTENT COMPETED		
Competed	170	13,545
Not Available for Competition	14	1,444
Follow-on to Competed Action	1	100
Not Competed	24	1,486
TYPE OF CONTRACT		
Fixed Price	133	6,656
Cost Reimbursement	67	9,362
Time and Material	5	391
Labor Hour	4	166
TYPE OF CONTRACTOR		
Small Disadvantaged Business	15	1,463
Other Small Business	28	3,473
Large Business	48	4,403
Sheltered Workshops	0	0
Educational & Nonprofit	1	218
State & Local Government	4	412
Foreign Contractor	53	2,984
Domestic Contractor Performing Outside US	60	3,622
WOMAN-OWNED SMALL BUSINESS	5	833
PREFERENCE PROGRAMS		
Directed to Sheltered Workshop	0	0
8 (a) Program	15	1,463
Combined LSA/SB Set-aside	0	0
Small Business Set-aside	11	1,413
Labor Surplus Area Set-aside	0	0
Tie Bid Preference	0	0
Buy Indian/Self Determination Act	0	0
No Preference Program or Not Listed	183	13,699
SUBJECT TO LABOR STATUTES		
Walsh Healy Act - Manufacturer	1	28
Walsh Healy Act - Dealer	21	996
Service Contract Act	21	2,221
Davis Bacon Act	0	0
Not Subject to Above Acts	166	13,330
PRODUCT OR SERVICE		
Supplies & Equipment	19	540
ADP Equipment, Purchase and Lease	4	249
Research & Development	0	0
Construction	2	80
Architect & Engineering	0	0
Real Property, Purchase & Lease, or Maintenance	11	457
ADP Services (includes Installation & Maintenance)	13	492
Other Services	160	14,357

FEDERAL PROCUREMENT DATA SYSTEM
PENNSYLVANIA AVENUE DEVELOPMENT CORPORATION
Actions Reported in Summary on SF281
Fiscal Year 1993 Through Fourth Quarter

PART I - PRIME CONTRACTS						
	PROCUREMENT METHODS	Number of Actions (a)	NET DOLLAR AMOUNTS (000)			
			Small Business Concerns (b)	Large Business Concerns (c)	Domestic Outside U.S./ Foreign (d)	Other Entities (e)
NEW AWARDS AND MODIFICATIONS	1. Tariff or Regulated Acquisitions	0				0
	2. Contracts for Foreign Government or International Organization	0				0
	3. Small Purchases	35	13	29	0	42
	4. Delivery Orders - GSA Schedules Only	12	3	2	0	5
	5. Delivery Orders - Other Federal Schedules	74	50	39	0	89
	6. Delivery Orders - All Other	23	18	11	0	29
	7. Other Procurement Methods	0	0	0	0	0
	8. TOTAL NEW AWARDS AND MODIFICATIONS	144	84	81	0	165
COMPETITION	9. Competed	89	62	59	0	121
	10. Not Competed	39	13	16	0	29
	11. Not Available for Competition	16	9	6	0	15
MODIFICATIONS	12. TOTAL MODIFICATIONS (Excluding Line 3)	0				0

PART II - SELECTED SOCIOECONOMIC STATISTICS (Includes both new awards and modifications)					
PREFERENCE PROGRAMS			TYPE OF CONTRACTOR		
CATEGORY	Number of Actions (a)	Total net Dollars (b)	CATEGORY	Number of Actions (a)	Total net Dollars (b)
13. Small Business - Small Purchase Set-Aside	0	0	18. Small Disadvantaged Business	2	8
14. Small Business Set-Aside	0	0	19. Woman-Owned Small Business	0	0
15. Labor Surplus Area Set-Aside	0	0	20. Sheltered Workshop	0	0
16. Combined Labor Surplus/ Small Business Set-Aside	0	0			
17. 8(a) Awards	0	0			

PENNSYLVANIA AVENUE DEVELOPMENT CORPORATION
Actions Reported Individually on SF279
Fiscal Year 1993 Through Fourth Quarter

	Actions	Dollars (000)
TOTAL	5	655
CICA APPLICABILITY		
Pre-CICA	3	477
CICA Awards	2	178
Small Purchases	0	0
Subject to Statute other than CICA	0	0
KIND OF CONTRACT ACTION		
Initial Letter Contract	0	0
Def. Contract Superseding Letter	0	0
New Definitive Contract	5	655
Small Purchase Procedure	0	0
Order Under IDC	0	0
Order Under BOA	0	0
Order /Mod Under GSA Schedule	0	0
Order/Mod Under VA or OPM Schedule	0	0
Modifications	0	0
Termination for Default	0	0
Termination for Convenience	0	0
SYNOPSIS OF PROCUREMENT PRIOR TO AWARD		
Synopsized Prior to Award	0	0
Not Synopsized Due to Urgency	0	0
Not Synopsized for Other Reason	5	655

FEDERAL PROCUREMENT DATA SYSTEM
PENNSYLVANIA AVENUE DEVELOPMENT CORPORATION
 Actions Reported Individually on SF279
 Fiscal Year 1993 Through Fourth Quarter

SOLICITATION PROCEDURE	Actions	Dollars (000)
Full and Open Competition - Sealed Bid	0	0
Full and Open Competition - Comp Proposal	2	178
Full and Open Competition - Combination	0	0
Architect Engineer	0	0
Basic Research	0	0
Multiple Award Schedule	0	0
Alternate Source/Reduced Cost	0	0
Alternate Source/Mobilization	0	0
Alternate Source/Eng R & D	0	0
Set-aside	0	0
Other than Full and Open Competition	0	0
FULL AND OPEN COMPETITION WITH ONLY ONE BIDDER/OFFERER	0	0
AUTHORITY FOR OTHER THAN FULL AND OPEN COMPETITION	0	0
Only One Source	0	0
- Follow-on Contract	0	0
- Utilities (Regulated & Telecommunications)	0	0
Unusual & Compelling Urgency	0	0
Mobilization/Essential R&D	0	0
International Agreement	0	0
Authorized by Statute	0	0
Authorized Resale	0	0
National Security	0	0
Public Interest	0	0
EXTENT COMPETED	0	0
Competed	2	178
Not Available for Competition	0	0
Follow-on to Competed Action	0	0
Not Competed	0	0
TYPE OF CONTRACT	3	477
Fixed Price	5	655
Cost Reimbursement	0	0
Time and Material	0	0
Labor Hour	0	0
TYPE OF CONTRACTOR	0	0
Small Disadvantaged Business	0	0
Other Small Business	1	89
Large Business	4	566
Sheltered Workshops	0	0
Educational & Nonprofit	0	0
State & Local Government	0	0
Foreign Contractor	0	0
Domestic Contractor Performing Outside US	0	0
WOMAN-OWNED SMALL BUSINESS	0	0
PREFERENCE PROGRAMS	5	655
Directed to Sheltered Workshop	0	0
8 (a) Program	0	0
Combined LSA/SB Set-aside	0	0
Small Business Set-aside	0	0
Labor Surplus Area Set-aside	0	0
Tie Bid Preference	0	0
Buy Indian/Self Determination Act	0	0
No Preference Program or Not Listed	5	655
SUBJECT TO LABOR STATUTES	4	566
Walsh Healy Act - Manufacturer	0	0
Walsh Healy Act - Dealer	0	0
Service Contract Act	0	0
Davis Bacon Act	1	89
Not Subject to Above Acts	4	566
PRODUCT OR SERVICE	1	140
Supplies & Equipment	0	0
ADP Equipment, Purchase and Lease	0	0
Research & Development	0	0
Construction	1	89
Architect & Engineering	3	426
Real Property, Purchase & Lease, or Maintenance	0	0
ADP Services (includes Installation & Maintenance)	0	0
Other Services	1	140

FEDERAL PROCUREMENT DATA SYSTEM
RAILROAD RETIREMENT BOARD
Actions Reported in Summary on SF281
Fiscal Year 1993 Through Fourth Quarter

PART I - PRIME CONTRACTS							
	PROCUREMENT METHODS	Number of Actions (a)	NET DOLLAR AMOUNTS (000)				Total Dollars (f)
			Small Business Concerns (b)	Large Business Concerns (c)	Domestic Outside U.S./ Foreign (d)	Other Entities (e)	
NEW AWARDS AND MODIFICATIONS	1. Tariff or Regulated Acquisitions	0					0
	2. Contracts for Foreign Government or International Organization	0					0
	3. Small Purchases	3,044	1,991	840	0	90	2,921
	4. Delivery Orders - GSA Schedules Only	573	369	845	0	0	1,214
	5. Delivery Orders - Other Federal Schedules	11	60	10	0	0	70
	6. Delivery Orders - All Other	0	0	0	0	0	0
	7. Other Procurement Methods	4	16	0	0	0	16
	8. TOTAL NEW AWARDS AND MODIFICATIONS	3,632	2,436	1,695	0	90	4,221
COMPETITION	9. Competed	927	1,312	987	0	9	2,308
	10. Not Competed	132	343	407	0	41	791
	11. Not Available for Competition	2,573	781	301	0	40	1,122
MODIFICATIONS	12. TOTAL MODIFICATIONS (Excluding Line 3)	0					0

PART II - SELECTED SOCIOECONOMIC STATISTICS (Includes both new awards and modifications)					
PREFERENCE PROGRAMS			TYPE OF CONTRACTOR		
CATEGORY	Number of Actions (a)	Total net Dollars (b)	CATEGORY	Number of Actions (a)	Total net Dollars (b)
13. Small Business - Small Purchase Set-Aside	0	0	18. Small Disadvantaged Business	0	0
14. Small Business Set-Aside	0	0	19. Woman-Owned Small Business	0	0
15. Labor Surplus Area Set-Aside	0	0	20. Sheltered Workshop	0	0
16. Combined Labor Surplus/ Small Business Set-Aside	0	0			
17. 8(a) Awards	3	7			

RAILROAD RETIREMENT BOARD
Actions Reported Individually on SF279
Fiscal Year 1993 Through Fourth Quarter

	Actions	Dollars (000)
TOTAL	48	5,379
CICA APPLICABILITY		
Pre-CICA	0	0
CICA Awards	48	5,379
Small Purchases	0	0
Subject to Statute other than CICA	0	0
KIND OF CONTRACT ACTION		
Initial Letter Contract	0	0
Def. Contract Superseding Letter	0	0
New Definitive Contract	5	706
Small Purchase Procedure	0	0
Order Under IDC	11	983
Order Under BOA	0	0
Order /Mod Under GSA Schedule	16	1,089
Order/Mod Under VA or OPM Schedule	0	0
Modifications	16	2,601
Termination for Default	0	0
Termination for Convenience	0	0
SYNOPSIS OF PROCUREMENT PRIOR TO AWARD		
Synopsized Prior to Award	32	4,083
Not Synopsized Due to Urgency	0	0
Not Synopsized for Other Reason	16	1,296

FEDERAL PROCUREMENT DATA SYSTEM
RAILROAD RETIREMENT BOARD
 Actions Reported Individually on SF279
 Fiscal Year 1993 Through Fourth Quarter

	Actions	Dollars (000)
ADJUDICATION PROCEDURE		
Full and Open Competition - Sealed Bid	6	873
Full and Open Competition - Comp Proposal	17	2,595
Full and Open Competition - Combination	0	0
Architect Engineer	0	0
Basic Research	0	0
Multiple Award Schedule	15	1,063
Alternate Source/Reduced Cost	0	0
Alternate Source/Mobilization	0	0
Alternate Source/Eng R & D	0	0
Set-aside	0	0
Other than Full and Open Competition	10	848
FULL AND OPEN COMPETITION WITH ONLY ONE BIDDER/OFFERER	0	0
AUTHORITY FOR OTHER THAN FULL AND OPEN COMPETITION		
Only One Source	6	535
- Follow-on Contract	0	0
- Utilities (Regulated & Telecommunications)	4	415
Unusual & Compelling Urgency	0	0
Mobilization/Essential R&D	0	0
International Agreement	0	0
Authorized by Statute	4	313
Authorized Resale	0	0
National Security	0	0
Public Interest	0	0
EXTENT COMPETED		
Competed	38	4,531
Not Available for Competition	8	728
Follow-on to Competed Action	0	0
Not Competed	2	120
TYPE OF CONTRACT		
Fixed Price	48	5,379
Cost Reimbursement	0	0
Time and Material	0	0
Labor Hour	0	0
TYPE OF CONTRACTOR		
Small Disadvantaged Business	4	313
Other Small Business	13	2,002
Large Business	31	3,064
Sheltered Workshops	0	0
Educational & Nonprofit	0	0
State & Local Government	0	0
Foreign Contractor	0	0
Domestic Contractor Performing Outside US	0	0
WOMAN-OWNED SMALL BUSINESS	1	83
PREFERENCE PROGRAMS		
Directed to Sheltered Workshop	0	0
8 (a) Program	4	313
Combined LSA/SB Set-aside	0	0
Small Business Set-aside	7	978
Labor Surplus Area Set-aside	0	0
Tie Bid Preference	0	0
Buy Indian/Self Determination Act	0	0
No Preference Program or Not Listed	37	4,088
SUBJECT TO LABOR STATUTES		
Walsh Healy Act - Manufacturer	16	1,107
Walsh Healy Act - Dealer	10	1,021
Service Contract Act	7	1,176
Davis Bacon Act	1	40
Not Subject to Above Acts	14	2,035
PRODUCT OR SERVICE		
Supplies & Equipment	5	177
ADP Equipment, Purchase and Lease	12	1,104
Research & Development	0	0
Construction	1	40
Architect & Engineering	0	0
Real Property, Purchase & Lease, or Maintenance	0	0
ADP Services (includes Installation & Maintenance)	13	1,400
Other Services	17	2,658

**FEDERAL PROCUREMENT DATA SYSTEM
SECURITIES AND EXCHANGE COMMISSION
Actions Reported in Summary on SF281
Fiscal Year 1993 Through Fourth Quarter**

PART I - PRIME CONTRACTS						
PROCUREMENT METHODS	Number of Actions (a)	NET DOLLAR AMOUNTS (000)				Total Dollars (f)
		Small Business Concerns (b)	Large Business Concerns (c)	Domestic Outside U.S./Foreign (d)	Other Entities (e)	
1. Tariff or Regulated Acquisitions	0					0
2. Contracts for Foreign Government or International Organization	0					0
NEW AWARDS AND MODIFICATIONS						
3. Small Purchases	2,384	4,820	1,102	0	0	5,922
4. Delivery Orders - GSA Schedules Only	216	387	438	0	0	825
5. Delivery Orders- Other Federal Schedules	96	236	127	0	0	363
6. Delivery Orders - All Other	0	0	0	0	0	0
7. Other Procurement Methods	0	0	0	0	0	0
8. TOTAL NEW AWARDS AND MODIFICATIONS	2,696	5,443	1,667	0	0	7,110
COMPETITION						
9. Competed	560	1,941	1,078	0	0	3,019
10. Not Competed	2,136	3,502	589	0	0	4,091
11. Not Available for Competition	0	0	0	0	0	0
MODIFICATIONS						
12. TOTAL MODIFICATIONS (Excluding Line 3)	0					0

PART II - SELECTED SOCIOECONOMIC STATISTICS (Includes both new awards and modifications)					
CATEGORY	PREFERENCE PROGRAMS		TYPE OF CONTRACTOR		
	Number of Actions (a)	Total net Dollars (b)	CATEGORY	Number of Actions (a)	Total net Dollars (b)
13. Small Business - Small Purchase Set-Aside	1,966	4,820	18. Small Disadvantaged Business	0	0
14. Small Business Set-Aside	0	0	19. Woman-Owned Small Business	0	0
15. Labor Surplus Area Set-Aside	0	0	20. Sheltered Workshop	0	0
16. Combined Labor Surplus/ Small Business Set-Aside	0	0			
17. 8(a) Awards	0	0			

**SECURITIES AND EXCHANGE COMMISSION
Actions Reported Individually on SF279
Fiscal Year 1993 Through Fourth Quarter**

	Actions	Dollars (000)
TOTAL	99	19,309
CICA APPLICABILITY		
Pre-CICA	0	0
CICA Awards	98	17,433
Small Purchases	0	0
Subject to Statute other than CICA	1	1,876
KIND OF CONTRACT ACTION		
Initial Letter Contract	0	0
Def. Contract Superseding Letter	0	0
New Definitive Contract	10	2,489
Small Purchase Procedure	0	0
Order Under IDC	31	6,522
Order Under BOA	1	375
Order /Mod Under GSA Schedule	36	3,417
Order/Mod Under VA or OPM Schedule	0	0
Modifications	21	6,506
Termination for Default	0	0
Termination for Convenience	0	0
SYNOPSIS OF PROCUREMENT PRIOR TO AWARD		
Synopsized Prior to Award	21	5,635
Not Synopsized Due to Urgency	1	222
Not Synopsized for Other Reason	77	13,452

FEDERAL PROCUREMENT DATA SYSTEM
SECURITIES AND EXCHANGE COMMISSION
 Actions Reported Individually on SF279
 Fiscal Year 1993 Through Fourth Quarter

	Actions	Dollars (000)
SOLICITATION PROCEDURE		
Full and Open Competition - Sealed Bid	1	90
Full and Open Competition - Comp Proposal	15	6,097
Full and Open Competition - Combination	0	0
Architect Engineer	0	0
Basic Research	0	0
Multiple Award Schedule	0	0
Alternate Source/Reduced Cost	32	2,799
Alternate Source/Mobilization	0	0
Alternate Source/Eng R & D	0	0
Set-aside	0	0
Other than Full and Open Competition	1	51
FULL AND OPEN COMPETITION WITH ONLY ONE BIDDER/OFFERER	49	8,396
AUTHORITY FOR OTHER THAN FULL AND OPEN COMPETITION	4	1,396
ONLY ONE SOURCE		
Only One Source	6	1,872
- Follow-on Contract	2	120
- Utilities (Regulated & Telecommunications)	1	116
Unusual & Compelling Urgency	1	222
Mobilization/Essential R&D	0	0
International Agreement	1	82
Authorized by Statute	40	5,956
Authorized Resale	1	254
National Security	0	0
Public Interest	0	0
EXTENT COMPETED	0	0
COMPETED		
Competed	51	10,612
Not Available for Competition	45	8,466
Follow-on to Competed Action	0	0
Not Competed	3	231
TYPE OF CONTRACT		
Fixed Price	90	15,359
Cost Reimbursement	5	3,209
Time and Material	1	125
Labor Hour	3	616
TYPE OF CONTRACTOR		
Small Disadvantaged Business	31	5,241
Other Small Business	9	1,845
Large Business	47	9,988
Sheltered Workshops	0	0
Educational & Nonprofit	9	2,137
State & Local Government	0	0
Foreign Contractor	0	0
Domestic Contractor Performing Outside US	3	98
WOMAN-OWNED SMALL BUSINESS	0	0
PREFERENCE PROGRAMS		
Directed to Sheltered Workshop	0	0
8 (a) Program	31	5,241
Combined LSA/SB Set-aside	0	0
Small Business Set-aside	0	0
Labor Surplus Area Set-aside	0	0
Tie Bid Preference	0	0
Buy Indian/Self Determination Act	0	0
No Preference Program or Not Listed	68	14,068
SUBJECT TO LABOR STATUTES		
Walsh Healy Act - Manufacturer	19	2,051
Walsh Healy Act - Dealer	35	3,107
Service Contract Act	13	5,919
Davis Bacon Act	0	0
Not Subject to Above Acts	32	8,232
PRODUCT OR SERVICE		
Supplies & Equipment	7	2,021
ADP Equipment, Purchase and Lease	33	2,874
Research & Development	0	0
Construction	0	0
Architect & Engineering	0	0
Real Property, Purchase & Lease, or Maintenance	0	0
ADP Services (includes Installation & Maintenance)	34	8,773
Other Services	25	5,641

**FEDERAL PROCUREMENT DATA SYSTEM
SELECTIVE SERVICE SYSTEM
Actions Reported in Summary on SF281
Fiscal Year 1993 Through Fourth Quarter**

PART I - PRIME CONTRACTS							
PROCUREMENT METHODS	Number of Actions (a)	NET DOLLAR AMOUNTS (000)				Total Dollars (f)	
		Small Business Concerns (b)	Large Business Concerns (c)	Domestic Outside U.S./ Foreign (d)	Other Entities (e)		
1. Tariff or Regulated Acquisitions	5					0	
2. Contracts for Foreign Government or International Organization	0					0	
3. Small Purchases	822	551	193	0	79	823	
4. Delivery Orders - GSA Schedules Only	177	142	134	0	3	279	
5. Delivery Orders- Other Federal Schedules	14	9	19	0	0	28	
6. Delivery Orders - All Other	25	1	20	0	39	60	
7. Other Procurement Methods	74	43	0	0	64	107	
8. TOTAL NEW AWARDS AND MODIFICATIONS	1,117	746	366	0	185	1,297	
COMPETITION	9. Competed	551	452	245	0	73	770
	10. Not Competed	225	143	25	0	12	180
	11. Not Available for Competition	341	151	96	0	100	347
MODIFICATIONS	12. TOTAL MODIFICATIONS (Excluding Line 3)	41				87	

PART II - SELECTED SOCIOECONOMIC STATISTICS (Includes both new awards and modifications)					
PREFERENCE PROGRAMS			TYPE OF CONTRACTOR		
CATEGORY	Number of Actions (a)	Total net Dollars (b)	CATEGORY	Number of Actions (a)	Total net Dollars (b)
13. Small Business - Small Purchase Set-Aside	0	0	18. Small Disadvantaged Business	61	95
14. Small Business Set-Aside	0	0	19. Woman-Owned Small Business	129	113
15. Labor Surplus Area Set-Aside	0	0	20. Sheltered Workshop	3	17
16. Combined Labor Surplus/ Small Business Set-Aside	0	0			
17. 8(a) Awards	1	3			

**SELECTIVE SERVICE SYSTEM
Actions Reported Individually on SF279
Fiscal Year 1993 Through Fourth Quarter**

	Actions	Dollars (000)
TOTAL	5	264
CICA APPLICABILITY		
Pre-CICA	0	0
CICA Awards	5	264
Small Purchases	0	0
Subject to Statute other than CICA	0	0
KIND OF CONTRACT ACTION		
Initial Letter Contract	0	0
Def. Contract Superseding Letter	0	0
New Definitive Contract	0	0
Small Purchase Procedure	1	25
Order Under IDC	3	194
Order Under BOA	0	0
Order /Mod Under GSA Schedule	1	45
Order/Mod Under VA or OPM Schedule	0	0
Modifications	0	0
Termination for Default	0	0
Termination for Convenience	0	0
SYNOPSIS OF PROCUREMENT PRIOR TO AWARD		
Synopsized Prior to Award	3	194
Not Synopsized Due to Urgency	0	0
Not Synopsized for Other Reason	2	70

FEDERAL PROCUREMENT DATA SYSTEM
SELECTIVE SERVICE SYSTEM
 Actions Reported Individually on SF279
 Fiscal Year 1993 Through Fourth Quarter

SOLICITATION PROCEDURE	Actions	Dollars (000)
Full and Open Competition - Sealed Bid	0	0
Full and Open Competition - Comp Proposal	4	219
Full and Open Competition - Combination	0	0
Architect Engineer	0	0
Basic Research	0	0
Multiple Award Schedule	1	45
Alternate Source/Reduced Cost	0	0
Alternate Source/Mobilization	0	0
Alternate Source/Eng R & D	0	0
Set-aside	0	0
Other than Full and Open Competition	0	0
FULL AND OPEN COMPETITION WITH ONLY ONE BIDDER/OFFERER	1	25
AUTHORITY FOR OTHER THAN FULL AND OPEN COMPETITION		
Only One Source	0	0
- Follow-on Contract	0	0
- Utilities (Regulated & Telecommunications)	0	0
Unusual & Compelling Urgency	0	0
Mobilization/Essential R&D	0	0
International Agreement	0	0
Authorized by Statute	0	0
Authorized Resale	0	0
National Security	0	0
Public Interest	0	0
EXTENT COMPETED		
Competed	5	264
Not Available for Competition	0	0
Follow-on to Competed Action	0	0
Not Competed	0	0
TYPE OF CONTRACT		
Fixed Price	5	264
Cost Reimbursement	0	0
Time and Material	0	0
Labor Hour	0	0
TYPE OF CONTRACTOR		
Small Disadvantaged Business	0	0
Other Small Business	1	25
Large Business	4	239
Sheltered Workshops	0	0
Educational & Nonprofit	0	0
State & Local Government	0	0
Foreign Contractor	0	0
Domestic Contractor Performing Outside US	0	0
WOMAN-OWNED SMALL BUSINESS	0	0
PREFERENCE PROGRAMS		
Directed to Sheltered Workshop	0	0
8 (a) Program	0	0
Combined LSA/SB Set-aside	0	0
Small Business Set-aside	0	0
Labor Surplus Area Set-aside	0	0
Tie Bid Preference	0	0
Buy Indian/Self Determination Act	0	0
No Preference Program or Not Listed	5	264
SUBJECT TO LABOR STATUTES		
Walsh Healy Act - Manufacturer	0	0
Walsh Healy Act - Dealer	1	45
Service Contract Act	1	25
Davis Bacon Act	0	0
Not Subject to Above Acts	3	194
PRODUCT OR SERVICE		
Supplies & Equipment	1	45
ADP Equipment, Purchase and Lease	0	0
Research & Development	0	0
Construction	0	0
Architect & Engineering	0	0
Real Property, Purchase & Lease, or Maintenance	0	0
ADP Services (includes Installation & Maintenance)	0	0
Other Services	4	219

FEDERAL PROCUREMENT DATA SYSTEM
SMALL BUSINESS ADMINISTRATION
Actions Reported in Summary on SF281
Fiscal Year 1993 Through Fourth Quarter

PART I - PRIME CONTRACTS							
	PROCUREMENT METHODS	Number of Actions (a)	NET DOLLAR AMOUNTS (000)				
			Small Business Concerns (b)	Large Business Concerns (c)	Domestic Outside U.S./ Foreign (d)	Other Entities (e)	Total Dollars (f)
NEW AWARDS AND MODIFICATIONS	1. Tariff or Regulated Acquisitions	85				162	
	2. Contracts for Foreign Government or International Organization	0				0	
	3. Small Purchases	4,555	2,555	1,516	1	281	4,353
	4. Delivery Orders - GSA Schedules Only	1,696	1,276	2,291	1	60	3,628
	5. Delivery Orders - Other Federal Schedules	99	10	60	0	10	80
	6. Delivery Orders - All Other	275	69	153	0	9	231
	7. Other Procurement Methods	1,003	386	256	0	-9	633
	8. TOTAL NEW AWARDS AND MODIFICATIONS	7,713	4,296	4,276	2	351	9,087
COMPETITION	9. Competed	2,274	2,086	1,953	1	120	4,162
	10. Not Competed	2,768	1,457	1,479	0	145	3,240
	11. Not Available for Competition	2,671	753	844	1	86	1,685
MODIFICATIONS	12. TOTAL MODIFICATIONS (Excluding Line 3)	214					27

PART II - SELECTED SOCIOECONOMIC STATISTICS (Includes both new awards and modifications)					
PREFERENCE PROGRAMS			TYPE OF CONTRACTOR		
CATEGORY	Number of Actions (a)	Total net Dollars (b)	CATEGORY	Number of Actions (a)	Total net Dollars (b)
13. Small Business - Small Purchase Set-Aside	940	834	18. Small Disadvantaged Business	140	207
14. Small Business Set-Aside	8	7	19. Woman-Owned Small Business	162	199
15. Labor Surplus Area Set-Aside	0	0	20. Sheltered Workshop	0	0
16. Combined Labor Surplus/ Small Business Set-Aside	0	0			
17. 8(a) Awards	38	155			

SMALL BUSINESS ADMINISTRATION
Actions Reported Individually on SF279
Fiscal Year 1993 Through Fourth Quarter

	Actions	Dollars (000)
TOTAL	212	21,463
CICA APPLICABILITY		
Pre-CICA	0	0
CICA Awards	205	21,161
Small Purchases	0	0
Subject to Statute other than CICA	7	302
KIND OF CONTRACT ACTION		
Initial Letter Contract	2	225
Def. Contract Superseding Letter	0	0
New Definitive Contract	26	2,907
Small Purchase Procedure	0	0
Order Under IDC	84	5,362
Order Under BOA	3	42
Order /Mod Under GSA Schedule	12	678
Order/Mod Under VA or OPM Schedule	0	0
Modifications	85	12,249
Termination for Default	0	0
Termination for Convenience	0	0
SYNOPSIS OF PROCUREMENT PRIOR TO AWARD		
Synopsized Prior to Award	48	8,879
Not Synopsized Due to Urgency	2	209
Not Synopsized for Other Reason	162	12,375

FEDERAL PROCUREMENT DATA SYSTEM
SMALL BUSINESS ADMINISTRATION
 Actions Reported Individually on SF279
 Fiscal Year 1993 Through Fourth Quarter

SELECTION PROCEDURE	Actions	Dollars (000)
Full and Open Competition - Sealed Bid	4	69
Full and Open Competition - Comp Proposal	22	7,449
Full and Open Competition - Combination	0	0
Architect Engineer	0	0
Basic Research	0	0
Multiple Award Schedule	7	366
Alternate Source/Reduced Cost	0	0
Alternate Source/Mobilization	0	0
Alternate Source/Eng R & D	0	0
Set-aside	15	1,440
Other than Full and Open Competition	157	11,837
FULL AND OPEN COMPETITION WITH ONLY ONE BIDDER/OFFERER	1	4
AUTHORITY FOR OTHER THAN FULL AND OPEN COMPETITION		
Only One Source	35	1,337
- Follow-on Contract	10	93
- Utilities (Regulated & Telecommunications)	1	42
Unusual & Compelling Urgency	2	209
Mobilization/Essential R&D	1	25
International Agreement	0	0
Authorized by Statute	119	10,266
Authorized Resale	0	0
National Security	0	0
Public Interest	0	0
EXTENT COMPETED		
Competed	68	10,169
Not Available for Competition	137	10,812
Follow-on to Competed Action	0	0
Not Competed	7	482
TYPE OF CONTRACT		
Fixed Price	152	17,124
Cost Reimbursement	28	2,318
Time and Material	0	0
Labor Hour	32	2,021
TYPE OF CONTRACTOR		
Small Disadvantaged Business	143	11,190
Other Small Business	27	1,860
Large Business	39	8,315
Sheltered Workshops	0	0
Educational & Nonprofit	2	61
State & Local Government	0	0
Foreign Contractor	0	0
Domestic Contractor Performing Outside US	1	37
WOMAN-OWNED SMALL BUSINESS	28	742
PREFERENCE PROGRAMS		
Directed to Sheltered Workshop	0	0
8 (a) Program	140	10,934
Combined LSA/SB Set-aside	0	0
Small Business Set-aside	21	1,965
Labor Surplus Area Set-aside	0	0
Tie Bid Preference	0	0
Buy Indian/Self Determination Act	0	0
No Preference Program or Not Listed	51	8,564
SUBJECT TO LABOR STATUTES		
Walsh Healy Act - Manufacturer	53	4,340
Walsh Healy Act - Dealer	9	555
Service Contract Act	98	13,268
Davis Bacon Act	1	38
Not Subject to Above Acts	51	3,262
PRODUCT OR SERVICE		
Supplies & Equipment	5	252
ADP Equipment, Purchase and Lease	16	1,521
Research & Development	0	0
Construction	1	38
Architect & Engineering	0	0
Real Property, Purchase & Lease, or Maintenance	1	243
ADP Services (includes Installation & Maintenance)	112	15,605
Other Services	77	3,804

**FEDERAL PROCUREMENT DATA SYSTEM
SMITHSONIAN INSTITUTION
Actions Reported in Summary on SF281
Fiscal Year 1993 Through Fourth Quarter**

PART I - PRIME CONTRACTS							
	PROCUREMENT METHODS	Number of Actions (a)	NET DOLLAR AMOUNTS (000)				
			Small Business Concerns (b)	Large Business Concerns (c)	Domestic Outside U.S./ Foreign (d)	Other Entities (e)	Total Dollars (f)
NEW AWARDS AND MODIFICATIONS	1. Tariff or Regulated Acquisitions	0				0	
	2. Contracts for Foreign Government or International Organization	0				0	
	3. Small Purchases	34,673	22,976	6,748	12	366	30,102
	4. Delivery Orders - GSA Schedules Only	1,041	2,774	3,929	1	6	6,710
	5. Delivery Orders- Other Federal Schedules	15	2	5	0	21	28
	6. Delivery Orders - All Other	24	13	6	0	23	42
	7. Other Procurement Methods	135	260	274	0	5	539
	8. TOTAL NEW AWARDS AND MODIFICATIONS	35,888	26,025	10,962	13	421	37,421
COMPETITION	9. Competed	2,191	4,988	4,290	0	6	9,284
	10. Not Competed	32,006	20,564	6,609	13	56	27,242
	11. Not Available for Competition	1,691	473	63	0	359	895
MODIFICATIONS	12. TOTAL MODIFICATIONS (Excluding Line 3)	0					0

PART II - SELECTED SOCIOECONOMIC STATISTICS (Includes both new awards and modifications)					
PREFERENCE PROGRAMS			TYPE OF CONTRACTOR		
CATEGORY	Number of Actions (a)	Total net Dollars (b)	CATEGORY	Number of Actions (a)	Total net Dollars (b)
13. Small Business - Small Purchase Set-Aside	33,216	22,499	18. Small Disadvantaged Business	697	1,679
14. Small Business Set-Aside	0	0	19. Woman-Owned Small Business	502	1,315
15. Labor Surplus Area Set-Aside	0	0	20. Sheltered Workshop	1	2
16. Combined Labor Surplus/ Small Business Set-Aside	0	0			
17. 8(a) Awards	0	0			

**SMITHSONIAN INSTITUTION
Actions Reported Individually on SF279
Fiscal Year 1993 Through Fourth Quarter**

	Actions	Dollars (000)
TOTAL	280	30,400
CICA APPLICABILITY		
Pre-CICA	0	0
CICA Awards	279	30,350
Small Purchases	0	0
Subject to Statute other than CICA	1	50
KIND OF CONTRACT ACTION		
Initial Letter Contract	2	90
Def. Contract Superseding Letter	1	35
New Definitive Contract	81	20,939
Small Purchase Procedure	0	0
Order Under IDC	14	1,441
Order Under BOA	0	0
Order /Mod Under GSA Schedule	3	128
Order/Mod Under VA or OPM Schedule	0	0
Modifications	179	7,767
Termination for Default	0	0
Termination for Convenience	0	0
SYNOPSIS OF PROCUREMENT PRIOR TO AWARD		
Synopsized Prior to Award	85	6,519
Not Synopsized Due to Urgency	4	530
Not Synopsized for Other Reason	191	23,351

**FEDERAL PROCUREMENT DATA SYSTEM
SMITHSONIAN INSTITUTION
Actions Reported Individually on SF279
Fiscal Year 1993 Through Fourth Quarter**

	Actions	Dollars (000)
SELECTION PROCEDURE		
Full and Open Competition - Sealed Bid	43	3,973
Full and Open Competition - Comp Proposal	126	15,517
Full and Open Competition - Combination	0	0
Architect Engineer	18	1,843
Basic Research	0	0
Multiple Award Schedule	2	91
Alternate Source/Reduced Cost	0	0
Alternate Source/Mobilization	0	0
Alternate Source/Eng R & D	0	0
Set-aside	1	156
Other than Full and Open Competition	89	8,770
FULL AND OPEN COMPETITION WITH ONLY ONE BIDDER/OFFERER	7	624
AUTHORITY FOR OTHER THAN FULL AND OPEN COMPETITION		
Only One Source	64	6,727
- Follow-on Contract	44	2,706
- Utilities (Regulated & Telecommunications)	0	0
Unusual & Compelling Urgency	6	566
Mobilization/Essential R&D	1	32
International Agreement	0	0
Authorized by Statute	15	999
Authorized Resale	3	446
National Security	0	0
Public Interest	0	0
EXTENT COMPETED		
Competed	196	21,824
Not Available for Competition	53	4,840
Follow-on to Competed Action	6	229
Not Competed	25	3,513
TYPE OF CONTRACT		
Fixed Price	279	29,950
Cost Reimbursement	0	0
Time and Material	1	450
Labor Hour	0	0
TYPE OF CONTRACTOR		
Small Disadvantaged Business	44	3,943
Other Small Business	148	13,310
Large Business	79	10,419
Sheltered Workshops	0	0
Educational & Nonprofit	3	224
State & Local Government	2	2,301
Foreign Contractor	4	203
Domestic Contractor Performing Outside US	0	0
WOMAN-OWNED SMALL BUSINESS	16	1,180
PREFERENCE PROGRAMS		
Directed to Sheltered Workshop	0	0
8 (a) Program	44	3,943
Combined LSA/SB Set-aside	0	0
Small Business Set-aside	10	812
Labor Surplus Area Set-aside	0	0
Tie Bid Preference	0	0
Buy Indian/Self Determination Act	0	0
No Preference Program or Not Listed	226	25,645
SUBJECT TO LABOR STATUTES		
Walsh Healy Act - Manufacturer	4	163
Walsh Healy Act - Dealer	45	3,050
Service Contract Act	32	1,486
Davis Bacon Act	135	19,102
Not Subject to Above Acts	64	6,599
PRODUCT OR SERVICE		
Supplies & Equipment	29	1,705
ADP Equipment, Purchase and Lease	1	25
Research & Development	3	132
Construction	138	18,868
Architect & Engineering	28	2,104
Real Property, Purchase & Lease, or Maintenance	2	230
ADP Services (includes Installation & Maintenance)	8	287
Other Services	71	7,049

FEDERAL PROCUREMENT DATA SYSTEM
TENNESSEE VALLEY AUTHORITY
Actions Reported in Summary on SF281
Fiscal Year 1993 Through Fourth Quarter

PART I - PRIME CONTRACTS							
	PROCUREMENT METHODS	Number of Actions (a)	NET DOLLAR AMOUNTS (000)				Total Dollars (f)
			Small Business Concerns (b)	Large Business Concerns (c)	Domestic Outside U.S./ Foreign (d)	Other Entities (e)	
NEW AWARDS AND MODIFICATIONS	1. Tariff or Regulated Acquisitions	0					0
	2. Contracts for Foreign Government or International Organization	0					0
	3. Small Purchases	18,961	59,904	17,297	0	2,954	80,155
	4. Delivery Orders - GSA Schedules Only	0	0	0	0	0	0
	5. Delivery Orders - Other Federal Schedules	0	0	0	0	0	0
	6. Delivery Orders - All Other	6,606	0	0	0	3,937	3,937
	7. Other Procurement Methods	0	0	0	0	0	0
	8. TOTAL NEW AWARDS AND MODIFICATIONS	25,567	59,904	17,297	0	6,891	84,092
COMPETITION	9. Competed	18,419	56,368	16,606	0	2,545	75,519
	10. Not Competed	7,148	3,536	691	0	4,346	8,573
	11. Not Available for Competition	0	0	0	0	0	0
MODIFICATIONS	12. TOTAL MODIFICATIONS (Excluding Line 3)	25,567					84,092

PART II - SELECTED SOCIOECONOMIC STATISTICS (Includes both new awards and modifications)					
PREFERENCE PROGRAMS			TYPE OF CONTRACTOR		
CATEGORY	Number of Actions (a)	Total net Dollars (b)	CATEGORY	Number of Actions (a)	Total net Dollars (b)
13. Small Business - Small Purchase Set-Aside	2	8	18. Small Disadvantaged Business	1,515	3,906
14. Small Business Set-Aside	0	0	19. Woman-Owned Small Business	1,245	4,102
15. Labor Surplus Area Set-Aside	0	0	20. Sheltered Workshop	0	0
16. Combined Labor Surplus/ Small Business Set-Aside	0	0			
17. 8(a) Awards	0	0			

TENNESSEE VALLEY AUTHORITY
Actions Reported Individually on SF279
Fiscal Year 1993 Through Fourth Quarter

	Actions	Dollars (000)
TOTAL	2,209	874,913
CICA APPLICABILITY		
Pre-CICA	0	0
CICA Awards	1,936	707,030
Small Purchases	0	0
Subject to Statute other than CICA	273	167,883
KIND OF CONTRACT ACTION		
Initial Letter Contract	6	1,230
Def. Contract Superseding Letter	0	0
New Definitive Contract	1,713	649,968
Small Purchase Procedure	0	0
Order Under IDC	0	0
Order Under BOA	0	0
Order /Mod Under GSA Schedule	1	44
Order/Mod Under VA or OPM Schedule	0	0
Modifications	489	223,671
Termination for Default	0	0
Termination for Convenience	0	0
SYNOPSIS OF PROCUREMENT PRIOR TO AWARD		
Synopsized Prior to Award	145	369,599
Not Synopsized Due to Urgency	65	68,058
Not Synopsized for Other Reason	1,999	437,256

FEDERAL PROCUREMENT DATA SYSTEM
TENNESSEE VALLEY AUTHORITY
 Actions Reported Individually on SF279
 Fiscal Year 1993 Through Fourth Quarter

SOLICITATION PREFERENCE	Actions	Dollars (000)
Full and Open Competition - Sealed Bid	1,729	408,095
Full and Open Competition - Comp Proposal	122	242,653
Full and Open Competition - Combination	1	150
Architect Engineer	0	0
Basic Research	0	0
Multiple Award Schedule	1	44
Alternate Source/Reduced Cost	0	0
Alternate Source/Mobilization	0	0
Alternate Source/Eng R & D	0	0
Set-aside	0	0
Other than Full and Open Competition	83	56,088
FULL AND OPEN COMPETITION WITH ONLY ONE BIDDER/OFFERER	49	8,257
AUTHORITY FOR OTHER THAN FULL AND OPEN COMPETITION		
Only One Source	42	12,554
- Follow-on Contract	0	0
- Utilities (Regulated & Telecommunications)	0	0
Unusual & Compelling Urgency	39	44,300
Mobilization/Essential R&D	0	0
International Agreement	1	30
Authorized by Statute	1	-796
Authorized Resale	0	0
National Security	0	0
Public Interest	0	0
EXTENT COMPETED		
Competed	1,961	776,529
Not Available for Competition	3	-717
Follow-on to Competed Action	2	7,052
Not Competed	243	92,049
TYPE OF CONTRACT		
Fixed Price	2,012	692,588
Cost Reimbursement	8	92,409
Time and Material	20	3,331
Labor Hour	169	86,585
TYPE OF CONTRACTOR		
Small Disadvantaged Business	58	8,438
Other Small Business	1,260	289,820
Large Business	742	545,370
Sheltered Workshops	0	0
Educational & Nonprofit	15	12,092
State & Local Government	134	19,193
Foreign Contractor	0	0
Domestic Contractor Performing Outside US	0	0
WOMAN-OWNED SMALL BUSINESS	45	4,900
PREFERENCE PROGRAMS		
Directed to Sheltered Workshop	0	0
8 (a) Program	1	-796
Combined LSA/SB Set-aside	0	0
Small Business Set-aside	3	87
Labor Surplus Area Set-aside	132	254,955
Tie Bid Preference	0	0
Buy Indian/Self Determination Act	0	0
No Preference Program or Not Listed	2,073	620,667
SUBJECT TO LABOR STATUTES		
Walsh Healy Act - Manufacturer	131	254,595
Walsh Healy Act - Dealer	8	500
Service Contract Act	0	0
Davis Bacon Act	0	0
Not Subject to Above Acts	2,070	619,818
PRODUCT OR SERVICE		
Supplies & Equipment	1,531	525,855
ADP Equipment, Purchase and Lease	95	20,901
Research & Development	0	0
Construction	89	13,917
Architect & Engineering	25	62,367
Real Property, Purchase & Lease, or Maintenance	0	0
ADP Services (includes Installation & Maintenance)	19	3,318
Other Services	450	248,555

FEDERAL PROCUREMENT DATA SYSTEM
U. S. SOLDIERS AND AIRMENS HOME
Actions Reported in Summary on SF281
Fiscal Year 1993 Through Fourth Quarter

PART I - PRIME CONTRACTS						
PROCUREMENT METHODS	Number of Actions (e)	NET DOLLAR AMOUNTS (000)				
		Small Business Concerns (b)	Large Business Concerns (c)	Domestic Outside U.S./ Foreign (d)	Other Entities (e)	Total Dollars (f)
NEW AWARDS AND MODIFICATIONS	1. Tariff or Regulated Acquisitions	0				0
	2. Contracts for Foreign Government or International Organization	0				0
	3. Small Purchases	0	0	0	0	0
	4. Delivery Orders - GSA Schedules Only	0	0	0	0	0
	5. Delivery Orders- Other Federal Schedules	0	0	0	0	0
	6. Delivery Orders - All Other	0	0	0	0	0
	7. Other Procurement Methods	0	0	0	0	0
	8. TOTAL NEW AWARDS AND MODIFICATIONS	0	0	0	0	0
COMPETITION	9. Competed	0	0	0	0	0
	10. Not Competed	0	0	0	0	0
	11. Not Available for Competition	0	0	0	0	0
MODIFICATIONS	12. TOTAL MODIFICATIONS (Excluding Line 3)	0				0

PART II - SELECTED SOCIOECONOMIC STATISTICS (Includes both new awards and modifications)					
PREFERENCE PROGRAMS			TYPE OF CONTRACTOR		
CATEGORY	Number of Actions (e)	Total net Dollars (b)	CATEGORY	Number of Actions (a)	Total net Dollars (b)
13. Small Business - Small Purchase Set-Aside	0	0	18. Small Disadvantaged Business	0	0
14. Small Business Set-Aside	0	0	19. Woman-Owned Small Business	0	0
15. Labor Surplus Area Set-Aside	0	0	20. Sheltered Workshop	0	0
16. Combined Labor Surplus/ Small Business Set-Aside	0	0			
17. 8(a) Awards	0	0			

U. S. SOLDIERS AND AIRMENS HOME
Actions Reported Individually on SF279
Fiscal Year 1993 Through Fourth Quarter

	Actions	Dollars (000)
TOTAL	0	0
CICA APPLICABILITY		
Pre-CICA	0	0
CICA Awards	0	0
Small Purchases	0	0
Subject to Statute other than CICA	0	0
KIND OF CONTRACT ACTION		
Initial Letter Contract	0	0
Def. Contract Superseding Letter	0	0
New Definitive Contract	0	0
Small Purchase Procedure	0	0
Order Under IDC	0	0
Order Under BOA	0	0
Order /Mod Under GSA Schedule	0	0
Order/Mod Under VA or OPM Schedule	0	0
Modifications	0	0
Termination for Default	0	0
Termination for Convenience	0	0
SYNOPSIS OF PROCUREMENT PRIOR TO AWARD		
Synopsized Prior to Award	0	0
Not Synopsized Due to Urgency	0	0
Not Synopsized for Other Reason	0	0

FEDERAL PROCUREMENT DATA SYSTEM
U. S. SOLDIERS AND AIRMENS HOME
 Actions Reported Individually on SF279
 Fiscal Year 1993 Through Fourth Quarter

	Actions	Dollars (000)
SELECTION PROCEDURE		
Full and Open Competition - Sealed Bid	0	0
Full and Open Competition - Comp Proposal	0	0
Full and Open Competition - Combination	0	0
Architect Engineer	0	0
Basic Research	0	0
Multiple Award Schedule	0	0
Alternate Source/Reduced Cost	0	0
Alternate Source/Mobilization	0	0
Alternate Source/Eng R & D	0	0
Set-aside	0	0
Other than Full and Open Competition	0	0
FULL AND OPEN COMPETITION WITH ONLY ONE BIDDER/OFFERER	0	0
AUTHORITY FOR OTHER THAN FULL AND OPEN COMPETITION		
Only One Source	0	0
- Follow-on Contract	0	0
- Utilities (Regulated & Telecommunications)	0	0
Unusual & Compelling Urgency	0	0
Mobilization/Essential R&D	0	0
International Agreement	0	0
Authorized by Statute	0	0
Authorized Resale	0	0
National Security	0	0
Public Interest	0	0
EXTENT COMPETED		
Competed	0	0
Not Available for Competition	0	0
Follow-on to Competed Action	0	0
Not Competed	0	0
TYPE OF CONTRACT		
Fixed Price	0	0
Cost Reimbursement	0	0
Time and Material	0	0
Labor Hour	0	0
TYPE OF CONTRACTOR		
Small Disadvantaged Business	0	0
Other Small Business	0	0
Large Business	0	0
Sheltered Workshops	0	0
Educational & Nonprofit	0	0
State & Local Government	0	0
Foreign Contractor	0	0
Domestic Contractor Performing Outside US	0	0
WOMAN-OWNED SMALL BUSINESS		
PREFERENCE PROGRAMS		
Directed to Sheltered Workshop	0	0
8 (a) Program	0	0
Combined LSA/SB Set-aside	0	0
Small Business Set-aside	0	0
Labor Surplus Area Set-aside	0	0
Tie Bid Preference	0	0
Buy Indian/Self Determination Act	0	0
No Preference Program or Not Listed	0	0
SUBJECT TO LABOR STATUTES		
Walsh Healy Act - Manufacturer	0	0
Walsh Healy Act - Dealer	0	0
Service Contract Act	0	0
Davis Bacon Act	0	0
Not Subject to Above Acts	0	0
PRODUCT OR SERVICE		
Supplies & Equipment	0	0
ADP Equipment, Purchase and Lease	0	0
Research & Development	0	0
Construction	0	0
Architect & Engineering	0	0
Real Property, Purchase & Lease, or Maintenance	0	0
ADP Services (includes Installation & Maintenance)	0	0
Other Services	0	0

FEDERAL PROCUREMENT DATA SYSTEM
U. S. TRADE & DEVELOPMENT AGENCY
Actions Reported in Summary on SF281
Fiscal Year 1993 Through Fourth Quarter

PART I - PRIME CONTRACTS							
	PROCUREMENT METHODS	Number of Actions (a)	NET DOLLAR AMOUNTS (000)				Total Dollars (f)
			Small Business Concerns (b)	Large Business Concerns (c)	Domestic Outside U.S./ Foreign (d)	Other Entities (e)	
NEW AWARDS AND MODIFICATIONS	1. Tariff or Regulated Acquisitions	0					0
	2. Contracts for Foreign Government or International Organization	0					0
	3. Small Purchases	365	1,960	0	0	0	1,960
	4. Delivery Orders - GSA Schedules Only	0	0	0	0	0	0
	5. Delivery Orders - Other Federal Schedules	0	0	0	0	0	0
	6. Delivery Orders - All Other	0	0	0	0	0	0
	7. Other Procurement Methods	0	0	0	0	0	0
	8. TOTAL NEW AWARDS AND MODIFICATIONS	365	1,960	0	0	0	1,960
COMPETITION	9. Competed	359	1,875	0	0	0	1,875
	10. Not Competed	4	83	0	0	0	83
	11. Not Available for Competition	2	2	0	0	0	2
MODIFICATIONS	12. TOTAL MODIFICATIONS (Excluding Line 3)	62					801

PART II - SELECTED SOCIOECONOMIC STATISTICS (Includes both new awards and modifications)					
PREFERENCE PROGRAMS			TYPE OF CONTRACTOR		
CATEGORY	Number of Actions (a)	Total net Dollars (b)	CATEGORY	Number of Actions (a)	Total net Dollars (b)
13. Small Business - Small Purchase Set-Aside	0	0	18. Small Disadvantaged Business	5	61
14. Small Business Set-Aside	0	0	19. Woman-Owned Small Business	17	179
15. Labor Surplus Area Set-Aside	0	0	20. Sheltered Workshop	0	0
16. Combined Labor Surplus/ Small Business Set-Aside	0	0			
17. 8(a) Awards	0	0			

U. S. TRADE & DEVELOPMENT AGENCY
Actions Reported Individually on SF279
Fiscal Year 1993 Through Fourth Quarter

	Actions	Dollars (000)
TOTAL	3	278
CICA APPLICABILITY		
Pre-CICA	0	0
CICA Awards	3	278
Small Purchases	0	0
Subject to Statute other than CICA	0	0
KIND OF CONTRACT ACTION		
Initial Letter Contract	0	0
Def. Contract Superseding Letter	0	0
New Definitive Contract	3	278
Small Purchase Procedure	0	0
Order Under IDC	0	0
Order Under BOA	0	0
Order /Mod Under GSA Schedule	0	0
Order/Mod Under VA or OPM Schedule	0	0
Modifications	0	0
Termination for Default	0	0
Termination for Convenience	0	0
SYNOPSIS OF PROCUREMENT PRIOR TO AWARD		
Synopsized Prior to Award	2	208
Not Synopsized Due to Urgency	0	0
Not Synopsized for Other Reason	1	70

FEDERAL PROCUREMENT DATA SYSTEM
U. S. TRADE & DEVELOPMENT AGENCY
 Actions Reported Individually on SF279
 Fiscal Year 1993 Through Fourth Quarter

EXPLANATION OF CATEGORY	Actions	Dollars (000)
Full and Open Competition - Sealed Bid	0	0
Full and Open Competition - Comp Proposal	2	208
Full and Open Competition - Combination	0	0
Architect Engineer	0	0
Basic Research	0	0
Multiple Award Schedule	0	0
Alternate Source/Reduced Cost	0	0
Alternate Source/Mobilization	0	0
Alternate Source/Eng R & D	0	0
Set-aside	0	0
Other than Full and Open Competition	1	70
FULL AND OPEN COMPETITION WITH ONLY ONE BIDDER/OFFERER	0	0
AUTHORITY FOR OTHER THAN FULL AND OPEN COMPETITION		
Only One Source	1	70
- Follow-on Contract	1	70
- Utilities (Regulated & Telecommunications)	0	0
Unusual & Compelling Urgency	0	0
Mobilization/Essential R&D	0	0
International Agreement	0	0
Authorized by Statute	0	0
Authorized Resale	0	0
National Security	0	0
Public Interest	0	0
EXTENT COMPETED		
Competed	2	208
Not Available for Competition	0	0
Follow-on to Competed Action	0	0
Not Competed	1	70
TYPE OF CONTRACT		
Fixed Price	3	278
Cost Reimbursement	0	0
Time and Material	0	0
Labor Hour	0	0
TYPE OF CONTRACTOR		
Small Disadvantaged Business	3	278
Other Small Business	0	0
Large Business	0	0
Sheltered Workshops	0	0
Educational & Nonprofit	0	0
State & Local Government	0	0
Foreign Contractor	0	0
Domestic Contractor Performing Outside US	0	0
WOMAN-OWNED SMALL BUSINESS	1	70
PREFERENCE PROGRAMS		
Directed to Sheltered Workshop	0	0
8 (a) Program	0	0
Combined LSA/SB Set-aside	0	0
Small Business Set-aside	0	0
Labor Surplus Area Set-aside	0	0
Tie Bid Preference	0	0
Buy Indian/Self Determination Act	0	0
No Preference Program or Not Listed	3	278
SUBJECT TO LABOR STATUTES		
Walsh Healy Act - Manufacturer	0	0
Walsh Healy Act - Dealer	0	0
Service Contract Act	3	278
Davis Bacon Act	0	0
Not Subject to Above Acts	0	0
PRODUCT OR SERVICE		
Supplies & Equipment	0	0
ADP Equipment, Purchase and Lease	0	0
Research & Development	0	0
Construction	0	0
Architect & Engineering	0	0
Real Property, Purchase & Lease, or Maintenance	0	0
ADP Services (includes Installation & Maintenance)	0	0
Other Services	3	278

FEDERAL PROCUREMENT DATA SYSTEM
UNITED STATES ARMS CONTROL AND DISARMAMENT AGENCY
Actions Reported in Summary on SF281
Fiscal Year 1993 Through Fourth Quarter

PART I - PRIME CONTRACTS							
	PROCUREMENT METHODS	Number of Actions (a)	NET DOLLAR AMOUNTS (000)				
			Small Business Concerns (b)	Large Business Concerns (c)	Domestic Outside U.S./ Foreign (d)	Other Entities (e)	Total Dollars (f)
NEW AWARDS AND MODIFICATIONS	1. Tariff or Regulated Acquisitions	0				0	
	2. Contracts for Foreign Government or International Organization	0				0	
	3. Small Purchases	144	464	368	0	33	865
	4. Delivery Orders - GSA Schedules Only	20	7	152	0	0	159
	5. Delivery Orders - Other Federal Schedules	0	0	0	0	0	0
	6. Delivery Orders - All Other	14	1	149	0	0	150
	7. Other Procurement Methods	0	0	0	0	0	0
	8. TOTAL NEW AWARDS AND MODIFICATIONS	178	472	669	0	33	1,174
COMPETITION	9. Competed	40	130	271	0	0	401
	10. Not Competed	88	308	233	0	20	561
	11. Not Available for Competition	50	50	149	0	13	212
MODIFICATIONS	12. TOTAL MODIFICATIONS (Excluding Line 3)	17					103

PART II - SELECTED SOCIOECONOMIC STATISTICS (Includes both new awards and modifications)					
PREFERENCE PROGRAMS			TYPE OF CONTRACTOR		
CATEGORY	Number of Actions (a)	Total net Dollars (b)	CATEGORY	Number of Actions (a)	Total net Dollars (b)
13. Small Business - Small Purchase Set-Aside	0	0	18. Small Disadvantaged Business	2	5
14. Small Business Set-Aside	0	0	19. Woman-Owned Small Business	5	37
15. Labor Surplus Area Set-Aside	0	0	20. Sheltered Workshop	1	1
16. Combined Labor Surplus/ Small Business Set-Aside	0	0			
17. 8(a) Awards	0	0			

UNITED STATES ARMS CONTROL AND DISARMAMENT AGENCY
Actions Reported Individually on SF279
Fiscal Year 1993 Through Fourth Quarter

	Actions	Dollars (000)
TOTAL	51	3,660
CICA APPLICABILITY		
Pre-CICA	0	0
CICA Awards	48	3,466
Small Purchases	0	0
Subject to Statute other than CICA	3	194
KIND OF CONTRACT ACTION		
Initial Letter Contract	0	0
Def. Contract Superseding Letter	0	0
New Definitive Contract	3	159
Small Purchase Procedure	0	0
Order Under IDC	38	1,933
Order Under BOA	0	0
Order /Mod Under GSA Schedule	3	148
Order/Mod Under VA or OPM Schedule	0	0
Modifications	7	1,420
Termination for Default	0	0
Termination for Convenience	0	0
SYNOPSIS OF PROCUREMENT PRIOR TO AWARD		
Synopsized Prior to Award	46	3,341
Not Synopsized Due to Urgency	1	90
Not Synopsized for Other Reason	4	229

FEDERAL PROCUREMENT DATA SYSTEM
UNITED STATES ARMS CONTROL AND DISARMAMENT AGENCY
 Actions Reported Individually on SF279
 Fiscal Year 1993 Through Fourth Quarter

SOLICITATION PROCEDURE	Actions	Dollars (000)
Full and Open Competition - Sealed Bid	1	30
Full and Open Competition - Comp Proposal	34	2,757
Full and Open Competition - Combination	0	0
Architect Engineer	0	0
Basic Research	0	0
Multiple Award Schedule	3	148
Alternate Source/Reduced Cost	0	0
Alternate Source/Mobilization	0	0
Alternate Source/Eng R & D	0	0
Set-aside	7	372
Other than Full and Open Competition	3	159
FULL AND OPEN COMPETITION WITH ONLY ONE BIDDER/OFFERER	0	0
AUTHORITY FOR OTHER THAN FULL AND OPEN COMPETITION	0	0
Only One Source	2	69
- Follow-on Contract	0	0
- Utilities (Regulated & Telecommunications)	0	0
Unusual & Compelling Urgency	1	90
Mobilization/Essential R&D	0	0
International Agreement	0	0
Authorized by Statute	0	0
Authorized Resale	0	0
National Security	0	0
Public Interest	0	0
EXTENT COMPETED	0	0
Competed	45	3,307
Not Available for Competition	3	194
Follow-on to Competed Action	0	0
Not Competed	3	159
TYPE OF CONTRACT	3	159
Fixed Price	20	1,097
Cost Reimbursement	20	907
Time and Material	3	194
Labor Hour	8	1,462
TYPE OF CONTRACTOR	11	562
Small Disadvantaged Business	6	356
Other Small Business	32	2,673
Large Business	0	0
Sheltered Workshops	1	35
Educational & Nonprofit	0	0
State & Local Government	1	34
Foreign Contractor	0	0
Domestic Contractor Performing Outside US	3	148
WOMAN-OWNED SMALL BUSINESS	0	0
PREFERENCE PROGRAMS	41	3,094
Directed to Sheltered Workshop	0	0
8 (a) Program	3	194
Combined LSA/SB Set-aside	0	0
Small Business Set-aside	7	372
Labor Surplus Area Set-aside	0	0
Tie Bid Preference	0	0
Buy Indian/Self Determination Act	0	0
No Preference Program or Not Listed	41	3,094
SUBJECT TO LABOR STATUTES	22	976
Walsh Healy Act - Manufacturer	1	90
Walsh Healy Act - Dealer	17	938
Service Contract Act	11	1,656
Davis Bacon Act	0	0
Not Subject to Above Acts	22	976
PRODUCT OR SERVICE	21	942
Supplies & Equipment	3	175
ADP Equipment, Purchase and Lease	16	887
Research & Development	0	0
Construction	0	0
Architect & Engineering	0	0
Real Property, Purchase & Lease, or Maintenance	0	0
ADP Services (includes Installation & Maintenance)	11	1,656
Other Services	21	942

**FEDERAL PROCUREMENT DATA SYSTEM
 UNITED STATES INFORMATION AGENCY
 Actions Reported in Summary on SF281
 Fiscal Year 1993 Through Fourth Quarter**

PART I - PRIME CONTRACTS						
PROCUREMENT METHODS	Number of Actions (a)	NET DOLLAR AMOUNTS (000)				
		Small Business Concerns (b)	Large Business Concerns (c)	Domestic Outside U.S./ Foreign (d)	Other Entities (e)	Total Dollars (f)
1. Tariff or Regulated Acquisitions	127					653
2. Contracts for Foreign Government or International Organization	0					0
3. Small Purchases	19,923	20,151	5,602	162	252	26,167
4. Delivery Orders - GSA Schedules Only	3,712	4,031	4,651	0	2	8,684
5. Delivery Orders- Other Federal Schedules	1,145	74	1,178	0	106	1,358
6. Delivery Orders - All Other	2,157	3,420	788	0	0	4,208
7. Other Procurement Methods	21	82	0	0	27	109
8. TOTAL NEW AWARDS AND MODIFICATIONS	27,085	27,758	12,219	162	387	41,179
9. Competed	6,812	13,982	4,437	148	47	18,614
10. Not Competed	12,359	9,836	6,192	14	199	16,241
11. Not Available for Competition	7,914	3,940	1,590	0	141	6,324
12. TOTAL MODIFICATIONS (Excluding Line 3)	0					0

PART II - SELECTED SOCIOECONOMIC STATISTICS (Includes both new awards and modifications)					
PREFERENCE PROGRAMS			TYPE OF CONTRACTOR		
CATEGORY	Number of Actions (a)	Total net Dollars (b)	CATEGORY	Number of Actions (a)	Total net Dollars (b)
13. Small Business - Small Purchase Set-Aside	15,319	18,920	18. Small Disadvantaged Business	1,833	2,469
14. Small Business Set-Aside	324	748	19. Woman-Owned Small Business	1,717	2,021
15. Labor Surplus Area Set-Aside	0	0	20. Sheltered Workshop	8	24
16. Combined Labor Surplus/ Small Business Set-Aside	0	0			
17. 8(a) Awards	667	1,163			

**UNITED STATES INFORMATION AGENCY
 Actions Reported Individually on SF279
 Fiscal Year 1993 Through Fourth Quarter**

	Actions	Dollars (000)
TOTAL	572	94,611
CICA APPLICABILITY		
Pre-CICA	4	1,688
CICA Awards	568	92,905
Small Purchases	1	10
Subject to Statute other than CICA	1	10
KIND OF CONTRACT ACTION		
Initial Letter Contract	0	0
Def. Contract Superseding Letter	2	582
New Definitive Contract	51	52,125
Small Purchase Procedure	2	35
Order Under IDC	262	15,631
Order Under BOA	1	45
Order /Mod Under GSA Schedule	101	5,070
Order/Mod Under VA or OPM Schedule	2	162
Modifications	151	20,961
Termination for Default	0	0
Termination for Convenience	0	0
SYNOPSIS OF PROCUREMENT PRIOR TO AWARD		
Synopsized Prior to Award	294	65,289
Not Synopsized Due to Urgency	15	7,273
Not Synopsized for Other Reason	263	22,049

FEDERAL PROCUREMENT DATA SYSTEM
UNITED STATES INFORMATION AGENCY
 Actions Reported Individually on SF279
 Fiscal Year 1993 Through Fourth Quarter

SOLICITATION PROCEDURE	Actions	Dollars (000)
Full and Open Competition - Sealed Bid	80	6,098
Full and Open Competition - Comp Proposal	183	51,162
Full and Open Competition - Combination	2	4,584
Architect Engineer	6	316
Basic Research	0	0
Multiple Award Schedule	98	4,925
Alternate Source/Reduced Cost	0	0
Alternate Source/Mobilization	0	0
Alternate Source/Eng R & D	0	0
Set-aside	8	241
Other than Full and Open Competition	189	25,579
FULL AND OPEN COMPETITION WITH ONLY ONE BIDDER/OFFERER	30	6,677
AUTHORITY FOR OTHER THAN FULL AND OPEN COMPETITION		
Only One Source	123	12,355
- Follow-on Contract	3	270
- Utilities (Regulated & Telecommunications)	47	5,693
Unusual & Compelling Urgency	21	7,758
Mobilization/Essential R&D	0	0
International Agreement	1	60
Authorized by Statute	44	5,406
Authorized Resale	0	0
National Security	0	0
Public Interest	0	0
EXTENT COMPETED		
Competed	393	70,294
Not Available for Competition	115	12,393
Follow-on to Competed Action	0	0
Not Competed	64	11,924
TYPE OF CONTRACT		
Fixed Price	557	92,476
Cost Reimbursement	4	1,066
Time and Material	10	1,068
Labor Hour	1	1
TYPE OF CONTRACTOR		
Small Disadvantaged Business	53	5,874
Other Small Business	221	12,941
Large Business	268	67,242
Sheltered Workshops	0	0
Educational & Nonprofit	2	106
State & Local Government	0	0
Foreign Contractor	28	8,448
Domestic Contractor Performing Outside US	0	0
WOMAN-OWNED SMALL BUSINESS	18	1,134
PREFERENCE PROGRAMS		
Directed to Sheltered Workshop	0	0
8 (a) Program	44	5,402
Combined LSA/SB Set-aside	1	16
Small Business Set-aside	13	349
Labor Surplus Area Set-aside	0	0
Tie Bid Preference	0	0
Buy Indian/Self Determination Act	0	0
No Preference Program or Not Listed	514	88,844
SUBJECT TO LABOR STATUTES		
Walsh Healy Act - Manufacturer	156	21,139
Walsh Healy Act - Dealer	42	37,711
Service Contract Act	40	2,902
Davis Bacon Act	8	925
Not Subject to Above Acts	326	31,934
PRODUCT OR SERVICE		
Supplies & Equipment	173	60,088
ADP Equipment, Purchase and Lease	90	4,960
Research & Development	0	0
Construction	9	935
Architect & Engineering	29	479
Real Property, Purchase & Lease, or Maintenance	0	0
ADP Services (includes Installation & Maintenance)	46	7,026
Other Services	225	21,123