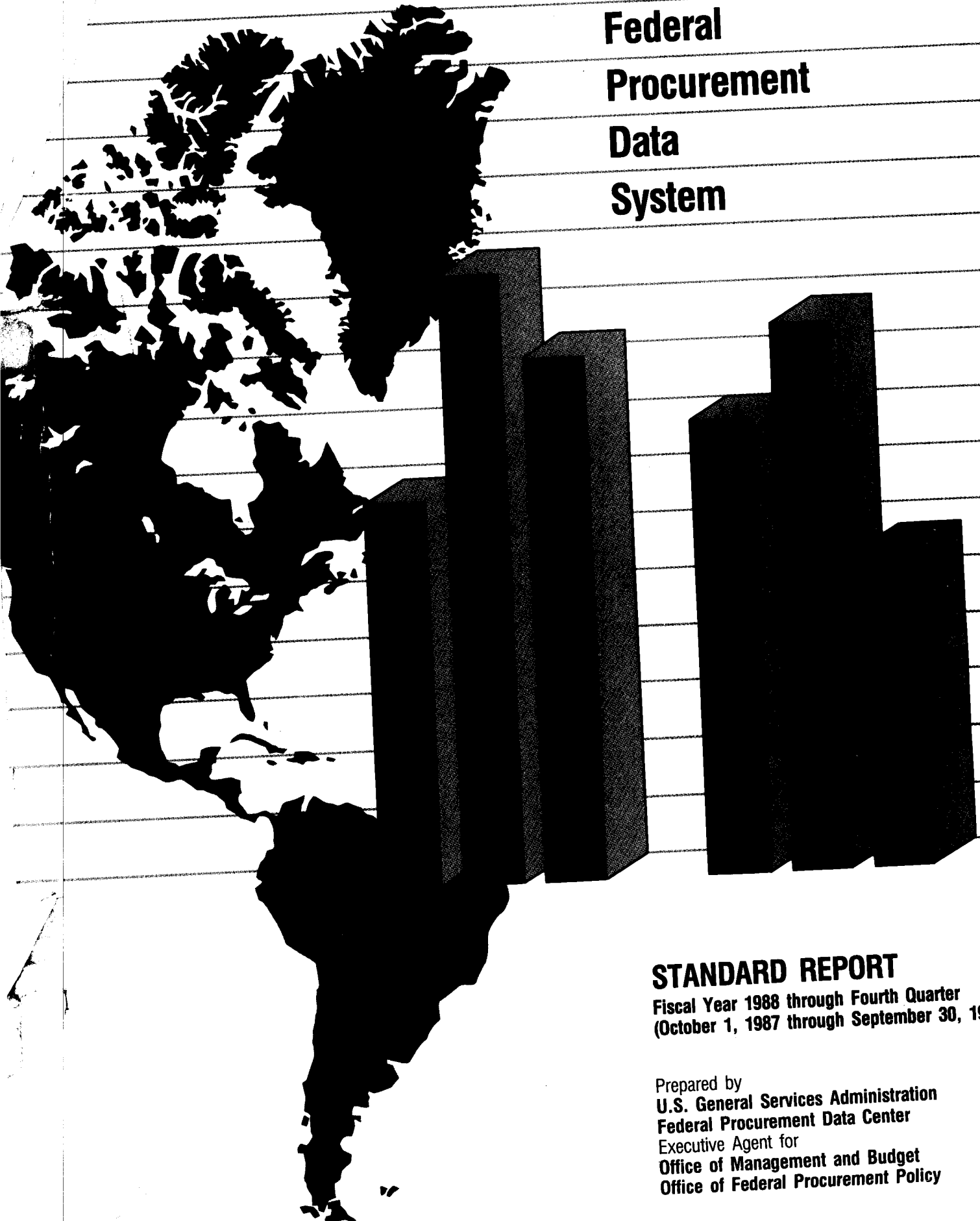


Federal Procurement Data System



STANDARD REPORT

Fiscal Year 1988 through Fourth Quarter
(October 1, 1987 through September 30, 1988)

Prepared by
U.S. General Services Administration
Federal Procurement Data Center
Executive Agent for
Office of Management and Budget
Office of Federal Procurement Policy

Debbie.

JRMS

ADP	1.906 B
Communications	.246 B
Transportation	.058 B
	<hr/>
	2.208 Billion

These figures were obtained from JRMS.

DE.

	4.11 L	
1993	<hr/>	For 1993
	2.4 B	
	1.7 B	

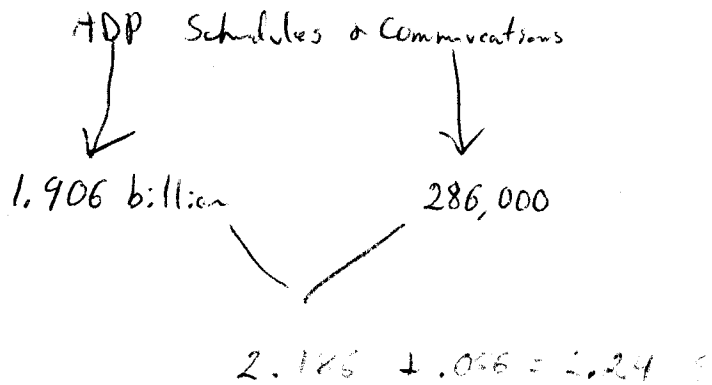
Copy 10 of JRMS report is attached for your review. That report is dated 1/24/93 and is on the same subject as the other report. The other report is dated 1/14/93 and is on the same subject as the other report. The other report is dated 1/14/93 and is on the same subject as the other report.

Debbie

1/24/93

Rhonda Conditte	Gross	Net
Teleprocessing	56,140,000	30,452,000

Schedule	501-1840
Bob Cramer	501-1108



1.7 billion

2.7 billion

FOREWORD

Public Law 93-400 requires that the Office of Management and Budget (OMB), Office of Federal Procurement Policy (OFPP) "... establish a system for collecting, developing, and disseminating procurement data which takes into account the needs of the Congress, the executive branch, and the private sector." Under the guidance of OFPP, design of the Federal Procurement Data System was completed in early 1978 and data collection began October 1, 1978. The Federal Procurement Data Center was established to operate the system, providing a central point to respond to the requirements of the legislative, executive, and judicial branches and of the private sector.

The Federal Procurement Data Center produces reports which examine various aspects and impacts of the Federal acquisition process. The data can be used for geographical analysis, market analysis, and analysis of the impact of congressional and presidential initiatives in socio-economic areas such as small business. The data is also a reliable basis for measuring and assessing the impact of Federal acquisition policy and management improvement.

Basic acquisition data will be published each fiscal quarter in the Federal Procurement Data System Standard Report. Special reports to meet specific data requirements can be produced on demand.

Further information regarding the Federal Procurement Data System reports or capabilities can be obtained from the Federal Procurement Data Center, 4040 N. Fairfax Drive, Suite 900, Arlington, VA 22203 or by calling area code (703) 235-1326.

HOW VALID IS FPDS DATA?

The "Agency Reporting Performance" chart displays each reporting activity's procurement dollars as submitted into the Federal Procurement Data System (FPDS). All dollars shown on the chart reflect the absolute dollar value of actions reported. For example, an agency submitting three records, one award (obligation) of \$20,000, one deobligation of \$12,000 against a previously reported contract, and one invalid transaction of \$10,000 would appear on the chart as follows:

	Total \$(000)	Total Invalid \$(000)	Previous Quarters
Agency X	\$42	\$10	\$0

(Note: Total \$ includes all transactions reported during the current report period, timely or untimely, valid or invalid.)

The absolute dollar value of each record is utilized to provide a meaningful index of the total effect on the FPDS master file. However, because this is the only place in the report where absolute values are reflected, the figures in this chart and those in the rest of the Standard Report are not comparable.

The total invalid dollars includes those records that fail to pass FPDS system edits and are not entered into the master file. Agencies had 30 days to correct their invalid transactions, and only those records which are not corrected in time for inclusions in this publication are reflected in the invalid dollar total.

Previous Quarters Dollars includes any records submitted during the current reporting quarter for actions which occurred during a previous quarter, and changes or corrections to records already in the FPDS master file. Separate totals for actions completed during the current fiscal year and for those completed during previous fiscal years are provided because the year-to-date totals in the report will reflect all reported actions which occurred during the current fiscal year, while most actions submitted subsequent to the fiscal year in which they occurred will not be reflected in any FPDS Standard Report. FPDS historical master files are updated with all records such that any special reports produced reflect the latest available data.

AGENCY REPORTING PERFORMANCE FOR CURRENT FISCAL PERIOD

Actions Reported Individually on SF279

(Figures Are the Sum of the Absolute Values)

Fiscal Year 1988 Fourth Quarter

	Total Dollars Submitted(000)	Total Invalid Dollars (000)	Previous Quarters Dollars		
			Current Fiscal Year (000)	Previous Fiscal Years (000)	Total (000)
TOTAL FEDERAL	113,960,654	353,064	57,245,929	1,919,516	59,165,445
Executive Office of the President	1,416	0	36	0	36
Department of Agriculture	1,330,369	12,837	817,605	46,919	864,524
Department of Commerce	243,877	1,375	42,774	52,550	95,324
Department of Defense	54,732,837	0	18,886,932	374,267	19,261,199
Department of Education	70,573	0	4,615	0	4,615
Department of Energy	3,742,244	0	1,142,897	360,276	1,503,173
Department of Health and Human Services	35,439,985	85,111	35,126,970	3,457	35,130,427
Department of Housing and Urban Development	125,592	0	29,355	30,748	60,103
Department of Interior	10,329,574	878	46,981	9,109	56,090
Department of Justice	193,790	0	12,101	210	12,311
Department of Labor	276,611	0	43,992	3,564	47,556
Department of State	160,162	0	0	0	0
Department of Transportation	1,575,933	0	108,121	844,022	952,143
Department of Treasury	678,551	146,545	322,389	44,817	367,206
Action	860	0	0	0	0
Administrative Conference of the United States	0	0	0	0	0
Agency for International Development	273,527	37,455	82,451	12,552	95,003
American Battle Monuments Commission	0	0	0	0	0
Board for International Broadcasting	110	0	0	0	0
Commission on Civil Rights	Failed to Report				
Commodity Futures Trading Commission	1,058	0	0	0	0
Consumer Product Safety Commission	599	0	0	0	0
Environmental Protection Agency	457,336	0	50,729	26,636	77,365
Equal Employment Opportunity Commission	7,181	0	847	294	1,141
Federal Communications Commission	1,331	0	0	0	0
Federal Election Commission	313	0	0	0	0
Federal Emergency Management Agency	75,602	0	563	0	563
Federal Labor Relations Authority	121	0	0	0	0
Federal Maritime Commission	Failed to Report				
Federal Mediation and Conciliation Service	Failed to Report				
Federal Mine Safety and Health Review Commission	0	0	0	0	0
Federal Trade Commission	198	0	0	0	0
General Services Administration	902,433	66,171	277,904	89,779	367,683
International Trade Commission	0	0	0	0	0
Interstate Commerce Commission	605	54	167	0	167
Merit Systems Protection Board	135	0	0	0	0
National Aeronautics and Space Administration	2,015,241	0	30,752	16,128	46,880
National Archives and Records Administration	846	0	87	0	87
National Capital Planning Commission	0	0	0	0	0
National Foundation on Arts and Humanities	60	0	0	0	0
National Gallery of Art	Failed to Report				
National Labor Relations Board	808	0	531	0	531
National Mediation Board	603	0	0	0	0
National Science Foundation	19,141	0	256	0	256
National Transportation Safety Board	2	0	0	0	0
Nuclear Regulatory Commission	13,069	0	0	33	33
Occupational Safety and Health Review Commission	49	0	0	0	0
Office of Personnel Management	21,780	2,339	15,271	0	15,271
Peace Corps	2,999	0	0	0	0
Pennsylvania Avenue Development Corporation	88	0	0	0	0
Railroad Retirement Board	1,445	0	0	0	0
Securities Exchange Commission	5,178	0	0	0	0
Selective Service System	30	0	0	0	0
Small Business Administration	5,558	0	0	0	0
Smithsonian Institution	4,988	38	238	0	238
Tennessee Valley Authority	315,136	0	131,287	130	131,417
United States Information Agency	30,799	0	783	0	783
United States Arms Control and Disarmament Agency	592	0	0	0	0
Veterans Administration	899,032	0	69,295	3,738	73,033

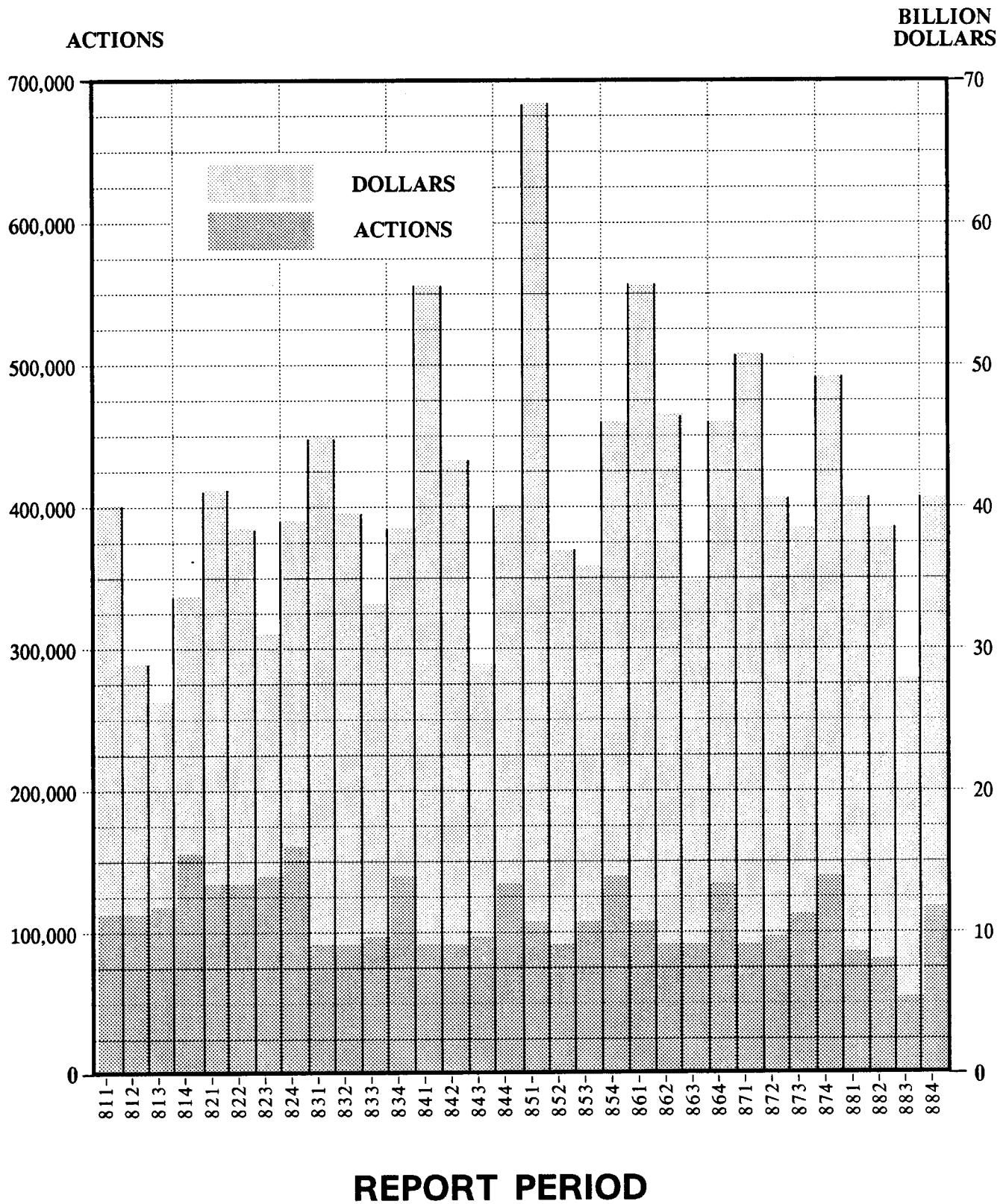
TABLE OF CONTENTS

Title	Page
Highlights	1
Federal Contract Actions and Dollars by Executive Department and Agency	2
SF279/SF281 Comparison	4
Contract Dollars by Executive Departments and Agencies	5
Federal Procurement by State	6
Federal Procurement by Major Product/Service Category	7
Research and Development - Summary by R&D Category ...	8
Other Services and Construction - Summary by Service Category	9
Supplies and Equipment - Summary by FSC Group	10
Degree of Competitiveness	12
Competition Statistics	13
Top 100 Federal Contractors	14
Snapshot Report:	
Total Federal	16
Executive Office of the President	18
Department of Agriculture	20
Department of Commerce	22
Department of Defense	24
Department of Education	26
Department of Energy	28
Department of Health and Human Services	30
Department of Housing and Urban Development	32
Department of Interior	34
Department of Justice	36
Department of Labor	38
Department of State	40
Department of Transportation	42
Department of Treasury	44
Action	46
Administrative Conference of the United States	48
Agency for International Development	50
American Battle Monuments Commission	52
Board for International Broadcasting	54
Commission on Civil Rights	56
Commodity Futures Trading Commission	58
Consumer Product Safety Commission	60
Environmental Protection Agency	62

TABLE OF CONTENTS-Continued

Title	Page
Equal Employment Opportunity Commission	64
Federal Communications Commission	66
Federal Election Commission	68
Federal Emergency Management Agency	70
Federal Labor Relations Authority	72
Federal Maritime Commission	74
Federal Mediation and Conciliation Service	76
Federal Mine Safety and Health Review Commission	78
Federal Trade Commission	80
General Services Administration	82
International Trade Commission	84
Interstate Commerce Commission	86
Merit Systems Protection Board	88
National Aeronautics and Space Administration	90
National Archives and Records Administration	92
National Capital Planning Commission	94
National Foundation on Arts and Humanities	96
National Gallery of Art	98
National Labor Relations Board	100
National Mediation Board	102
National Science Foundation	104
National Transportation Safety Board	106
Nuclear Regulatory Commission	108
Occupational Safety and Health Review Commission	110
Office of Personnel Management	112
Peace Corps	114
Pennsylvania Avenue Development Corporation	116
Railroad Retirement Board	118
Securities Exchange Commission	120
Selective Service System	122
Small Business Administration	124
Smithsonian Institution	126
Tennessee Valley Authority	128
United States Information Agency	130
United States Arms Control and Disarmament Agency	132
Veterans Administration	134

FEDERAL PROCUREMENT DATA SYSTEM
FEDERAL PROCUREMENT HISTORY
 Actions Reported Individually on SF279
 Fiscal Year 1988 Through Fourth Quarter



FEDERAL PROCUREMENT DATA SYSTEM

HIGHLIGHTS

This is the final issuance of the FPDS Standard Quarterly Report. After 10 years of data collection, the FPDS has been redesigned reflecting the changing needs for information. Beginning with first quarter FY89 publication, this report will be updated to reflect the changes in the data collected and will be re-named "The Federal Procurement Report".

Due to rounding, dollars on the charts may not equal the TOTAL DOLLAR figure, and percentages may not total 100 percent.

Since the FPDS Standard Report is current as of the date of issuance and all older reports are obsolete, we will not maintain prior issuances for either distribution or for reference.

A self addressed postage prepaid mail back survey card has been enclosed with this report. Please help us update our mailing list by returning the survey card by April 3, 1989 or your free subscription will be cancelled.

In addition to this report, the Federal Procurement Data Center produces the Competitor's Edge which is a free booklet describing the special advantages of the FPDS Special Reports. To obtain the Competitor's Edge, call the FPDC on (703) 235-1326 or write:

Federal Procurement Data Center
4040 N. Fairfax Drive, Suite 900
Arlington, VA 22203

FEDERAL PROCUREMENT DATA SYSTEM
FEDERAL CONTRACT ACTIONS AND DOLLARS
BY EXECUTIVE DEPARTMENT AND AGENCY
 Fiscal Year 1988 Through Fourth Quarter

	All Reported Actions			
	YTD Actions	YTD %	YTD \$(000)	YTD % \$
TOTAL FEDERAL	21,589,752	100.000	194,875,560	100.000
Executive Office of the President	2,794	0.013	15,327	0.008
Department of Agriculture	925,887	4.289	2,976,300	1.527
Department of Commerce	132,004	0.611	556,308	0.285
Department of Defense	14,740,825	68.277	149,227,088	76.576
Department of Education	7,563	0.035	171,219	0.088
Department of Energy	26,920	0.125	14,481,043	7.431
Department of Health and Human Services	891,414	4.129	1,590,392	0.816
Department of Housing and Urban Development	16,643	0.077	136,000	0.070
Department of Interior	550,008	2.548	1,445,013	0.742
Department of Justice	693,324	3.211	1,038,015	0.533
Department of Labor	30,493	0.141	544,774	0.280
Department of State	23,114	0.107	441,850	0.227
Department of Transportation	279,960	1.297	1,844,448	0.946
Department of Treasury	191,554	0.887	1,916,683	0.984
Action	1,355	0.006	3,310	0.002
Administrative Conference of the United States	1,156	0.005	723	0.000
Agency for International Development	8,243	0.038	494,356	0.254
American Battle Monuments Commission	6,472	0.030	3,457	0.002
Board for International Broadcasting	1	0.000	110	0.000
Commission on Civil Rights	391	0.002	383	0.000
Commodity Futures Trading Commission	1,958	0.009	8,877	0.005
Consumer Product Safety Commission	1,262	0.006	4,523	0.002
Environmental Protection Agency	56,105	0.260	1,068,606	0.548
Equal Employment Opportunity Commission	6,151	0.028	33,530	0.017
Federal Communications Commission	1,048	0.005	7,399	0.004
Federal Election Commission	1,631	0.008	1,789	0.001
Federal Emergency Management Agency	8,105	0.038	224,174	0.115
Federal Labor Relations Authority	667	0.003	944	0.000
Federal Maritime Commission	270	0.001	514	0.000
Federal Mediation and Conciliation Service	0	0.000	0	0.000
Federal Mine Safety and Health Review Commission	145	0.001	136	0.000
Federal Trade Commission	2,157	0.010	4,372	0.002
General Services Administration	386,716	1.791	2,555,110	1.311
International Trade Commission	1,002	0.005	3,104	0.002
Interstate Commerce Commission	884	0.004	3,725	0.002
Merit Systems Protection Board	992	0.005	1,620	0.001
National Aeronautics and Space Administration	94,123	0.436	8,530,564	4.377
National Archives and Records Administration	7,320	0.034	13,719	0.007
National Capital Planning Commission	197	0.001	97	0.000
National Foundation on Arts and Humanities	1,202	0.006	1,976	0.001
National Gallery of Art	707	0.003	1,327	0.001
National Labor Relations Board	2,243	0.010	5,376	0.003
National Mediation Board	332	0.002	2,267	0.001
National Science Foundation	2,183	0.010	155,395	0.080
National Transportation Safety Board	355	0.002	1,008	0.001
Nuclear Regulatory Commission	3,861	0.018	63,624	0.033
Occupational Safety and Health Review Commission	473	0.002	472	0.000
Office of Personnel Management	11,625	0.054	464,141	0.238
Peace Corps	13,068	0.061	33,318	0.017
Pennsylvania Avenue Development Corporation	215	0.001	480,949	0.247
Railroad Retirement Board	2,626	0.012	7,751	0.004
Securities Exchange Commission	2,072	0.010	15,020	0.008
Selective Service System	1,196	0.006	1,434	0.001
Small Business Administration	7,319	0.034	28,551	0.015
Smithsonian Institution	32,728	0.152	53,796	0.028
Tennessee Valley Authority	119,219	0.552	784,930	0.403
United States Information Agency	30,395	0.141	170,476	0.087
United States Arms Control and Disarmament Agency	146	0.001	2,030	0.001
Veterans Administration	2,256,933	10.454	3,252,117	1.669

25K >

< 25K

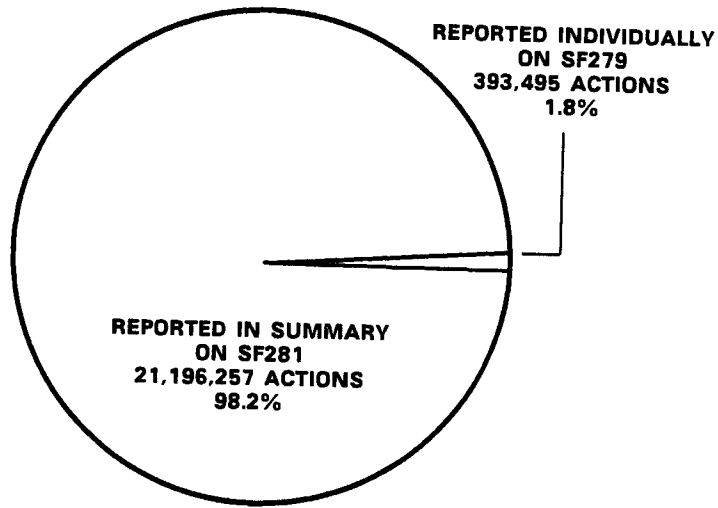
INDIVIDUAL) ACTIONS

SUMMARIZE ALL ACTIONS - \$

Actions Reported Individually or SF279				Actions Reported in Summary (on SF281)			
YTD Actions	YTD %	YTD \$(000)	YTD % \$	YTD Actions	YTD %	YTD \$(000)	YTD % \$
393,495	100.000	174,097,585	100.000	21,196,257	100.000	20,777,975	100.000
94	0.024	9,450	0.005	2,700	0.013	5,877	0.028
9,032	2.295	2,285,672	1.313	916,855	4.326	690,628	3.324
3,110	0.790	433,555	0.249	128,894	0.608	122,753	0.591
240,701	61.170	134,923,611	77.499	14,500,124	68.409	14,303,477	68.840
637	0.162	165,380	0.095	6,926	0.033	5,839	0.028
6,413	1.630	14,443,129	8.296	20,507	0.097	37,914	0.182
4,104	1.043	983,175	0.565	887,310	4.186	607,217	2.922
610	0.155	119,006	0.068	16,033	0.076	16,994	0.082
13,877	3.527	1,039,425	0.597	536,131	2.529	405,588	1.952
2,038	0.518	612,570	0.352	691,286	3.261	425,445	2.048
1,558	0.396	508,172	0.292	28,935	0.137	36,602	0.176
1,868	0.475	371,701	0.214	21,246	0.100	70,149	0.338
4,588	1.166	1,498,596	0.861	275,372	1.299	345,852	1.665
3,206	0.815	925,692	0.532	188,346	0.889	990,991	4.769
23	0.006	2,037	0.001	1,332	0.006	1,273	0.006
0	0.000	0	0.000	1,156	0.005	723	0.003
1,063	0.270	458,746	0.263	7,180	0.034	35,610	0.171
0	0.000	0	0.000	6,472	0.031	3,457	0.017
1	0.000	110	0.000	0	0.000	0	0.000
0	0.000	0	0.000	391	0.002	383	0.002
39	0.010	6,492	0.004	1,919	0.009	2,385	0.011
26	0.007	1,696	0.001	1,236	0.006	2,827	0.014
10,372	2.636	1,012,406	0.582	45,733	0.216	56,200	0.270
540	0.137	29,501	0.017	5,611	0.026	4,029	0.019
34	0.009	4,863	0.003	1,014	0.005	2,536	0.012
16	0.004	719	0.000	1,615	0.008	1,070	0.005
560	0.142	209,717	0.120	7,545	0.036	14,457	0.070
9	0.002	380	0.000	658	0.003	564	0.003
3	0.001	174	0.000	267	0.001	340	0.002
0	0.000	0	0.000	0	0.000	0	0.000
0	0.000	0	0.000	145	0.001	136	0.001
18	0.005	1,700	0.001	2,139	0.010	2,672	0.013
25,807	6.558	2,147,199	1.233	360,909	1.703	407,911	1.963
13	0.003	853	0.000	989	0.005	2,251	0.011
37	0.009	2,991	0.002	847	0.004	734	0.004
5	0.001	216	0.000	987	0.005	1,404	0.007
11,704	2.974	8,345,867	4.794	82,419	0.389	184,697	0.889
69	0.018	8,956	0.005	7,251	0.034	4,763	0.023
0	0.000	0	0.000	197	0.001	97	0.000
10	0.003	983	0.001	1,192	0.006	993	0.005
6	0.002	522	0.000	701	0.003	805	0.004
46	0.012	3,120	0.002	2,197	0.010	2,256	0.011
163	0.041	2,007	0.001	169	0.001	260	0.001
287	0.073	150,521	0.086	1,896	0.009	4,874	0.023
5	0.001	689	0.000	350	0.002	319	0.002
512	0.130	56,947	0.033	3,349	0.016	6,677	0.032
7	0.002	156	0.000	466	0.002	316	0.002
567	0.144	452,587	0.260	11,058	0.052	11,554	0.056
109	0.028	13,783	0.008	12,959	0.061	19,535	0.094
8	0.002	1,817	0.001	207	0.001	479,132	2.306
55	0.014	4,338	0.002	2,571	0.012	3,413	0.016
63	0.016	9,808	0.006	2,009	0.009	5,212	0.025
7	0.002	336	0.000	1,189	0.006	1,098	0.005
154	0.039	18,448	0.011	7,165	0.034	10,103	0.049
519	0.132	36,006	0.021	32,209	0.152	17,790	0.086
2,079	0.528	623,250	0.358	117,140	0.553	161,680	0.778
454	0.115	129,476	0.074	29,941	0.141	41,000	0.197
26	0.007	1,805	0.001	120	0.001	225	0.001
46,241	11.751	2,037,229	1.170	2,210,692	10.430	1,214,888	5.847

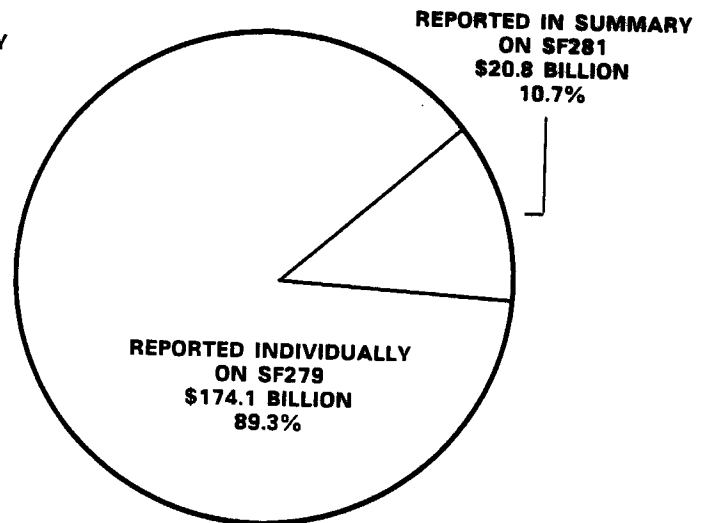
FEDERAL PROCUREMENT DATA SYSTEM
SF279/SF281 COMPARISON
Fiscal Year 1988 Through Fourth Quarter

ACTIONS



TOTAL ACTIONS 21,589,752

DOLLARS

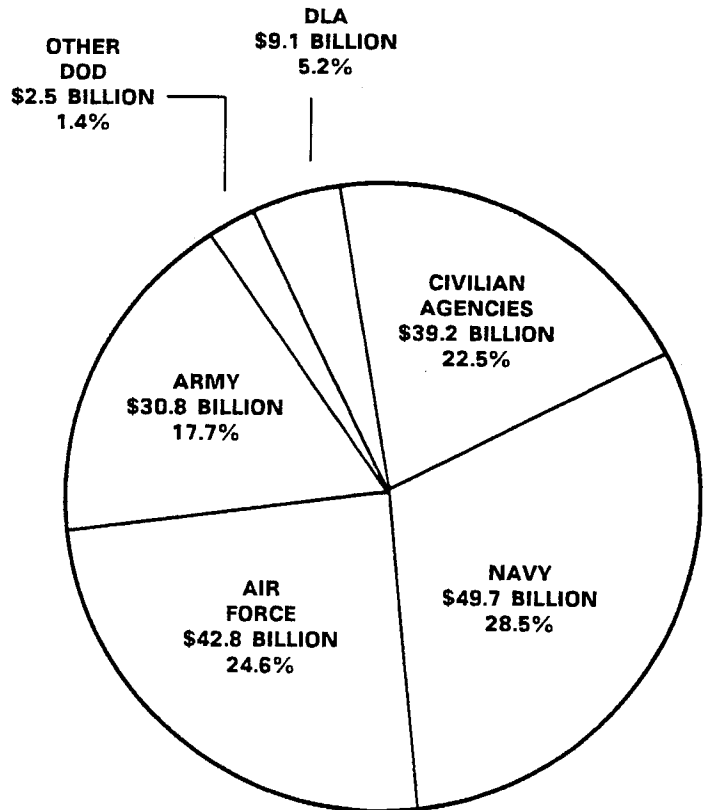
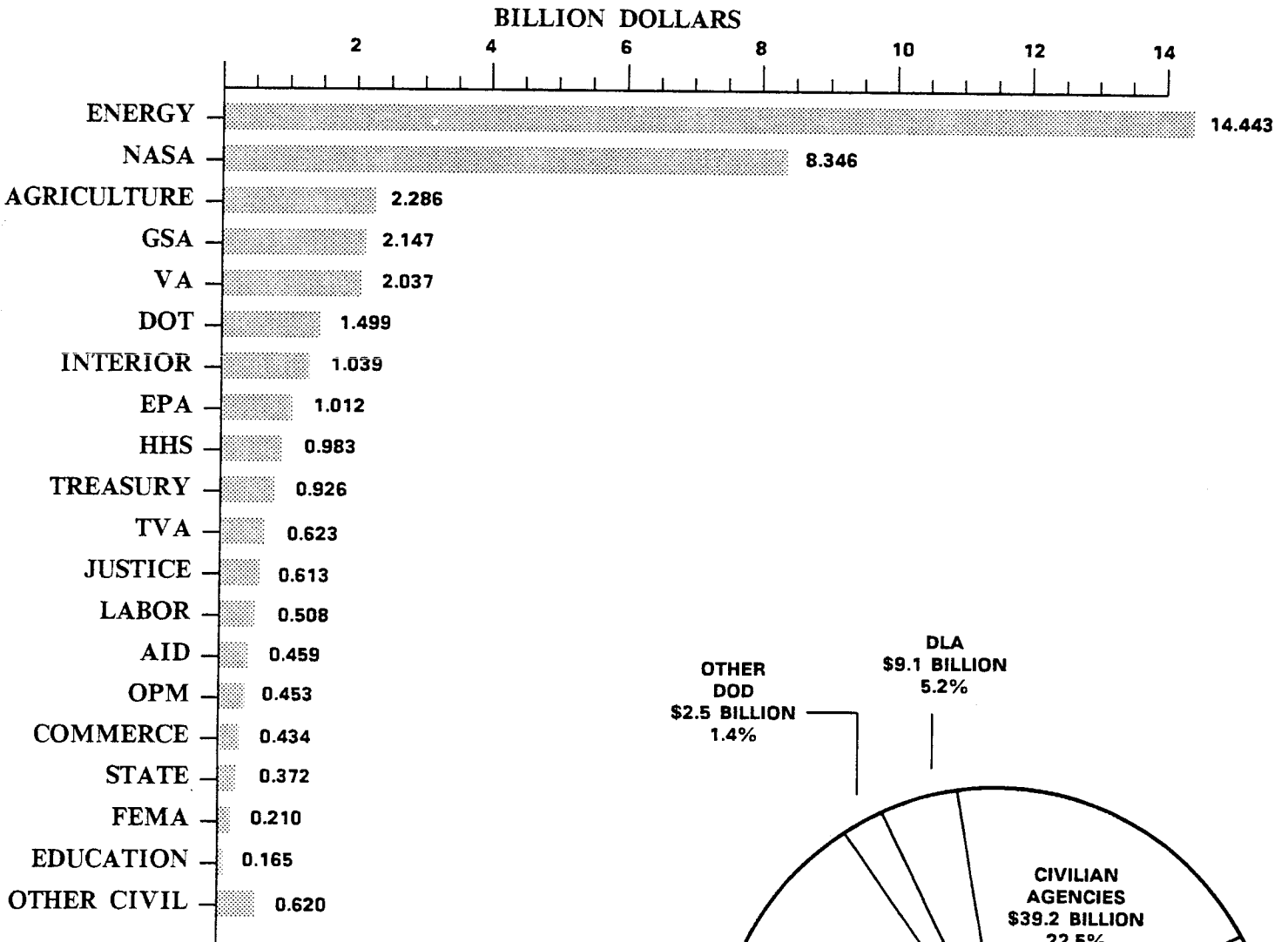


TOTAL DOLLARS BILLIONS \$ 194.9

CONTRACT DOLLARS BY EXECUTIVE DEPARTMENTS AND AGENCIES

Actions Reported Individually on SF279

Fiscal Year 1988 Through Fourth Quarter



TOTAL DOLLARS BILLIONS \$174.1

FEDERAL PROCUREMENT DATA SYSTEM
FEDERAL PROCUREMENT BY STATE
 Actions Reported Individually on SF279
 Fiscal Year 1988 Through Fourth Quarter

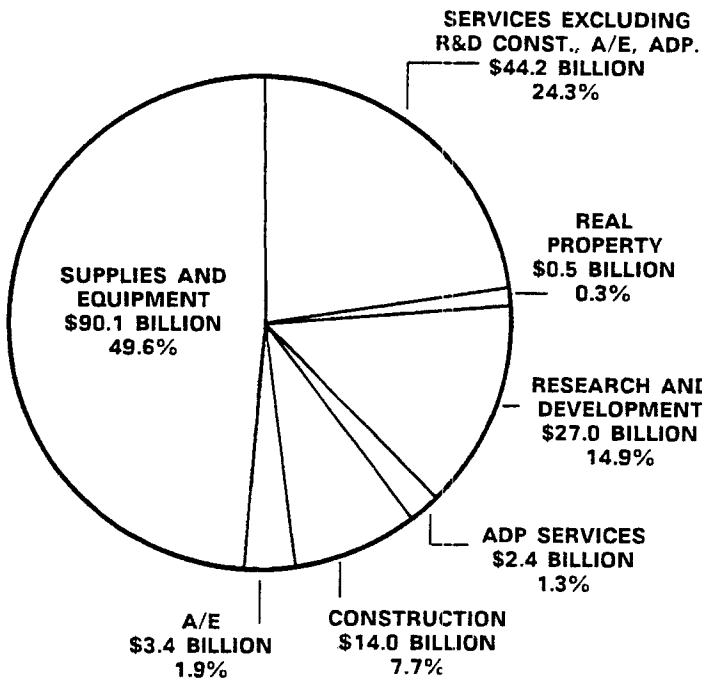
	Number of Procurement Actions	Total Dollars (000)	Percent of Total Dollars	Dollar Rank	Rank Last Fiscal Year
TOTAL FEDERAL	393,495	174,097,585	100.000		
ALABAMA	6,724	2,520,055	1.447	20	22
ALASKA	2,401	564,189	0.324	41	38
ARIZONA	5,461	3,020,162	1.735	16	15
ARKANSAS	2,336	846,404	0.486	35	35
CALIFORNIA	51,132	29,353,177	16.860	1	1
COLORADO	6,736	3,812,250	2.190	12	16
CONNECTICUT	8,187	5,177,743	2.974	10	10
DELAWARE	691	302,313	0.174	46	47
WASHINGTON DC	11,039	2,878,548	1.653	17	21
FLORIDA	12,683	6,618,817	3.802	6	6
GEORGIA	7,887	1,901,948	1.092	24	14
HAWAII	2,242	566,225	0.325	40	42
IDAHO	1,393	640,620	0.368	38	39
ILLINOIS	10,601	2,510,098	1.442	21	19
INDIANA	5,542	1,624,158	0.933	26	23
IOWA	2,287	703,455	0.404	36	36
KANSAS	3,095	1,096,759	0.630	32	30
KENTUCKY	3,300	682,771	0.392	37	32
LOUISIANA	3,219	2,073,447	1.191	23	24
MAINE	1,070	622,744	0.358	39	34
MARYLAND	24,704	6,307,299	3.623	9	8
MASSACHUSETTS	12,467	7,772,825	4.465	5	5
MICHIGAN	8,797	1,517,704	0.872	29	25
MINNESOTA	5,342	2,260,383	1.298	22	20
MISSISSIPPI	3,391	2,567,022	1.474	19	27
MISSOURI	7,184	6,381,679	3.666	7	7
MONTANA	1,190	147,736	0.085	49	48
NEBRASKA	2,487	400,012	0.230	44	44
NEVADA	1,224	864,160	0.496	33	33
NEW HAMPSHIRE	1,494	505,249	0.290	42	43
NEW JERSEY	11,586	3,791,091	2.178	13	13
NEW MEXICO	3,026	3,184,539	1.829	15	18
NEW YORK	17,959	8,972,652	5.154	4	2
NORTH CAROLINA	7,071	1,608,909	0.924	27	29
NORTH DAKOTA	946	160,066	0.092	48	46
OHIO	13,390	6,319,108	3.630	8	9
OKLAHOMA	2,967	858,794	0.493	34	37
OREGON	4,268	1,205,501	0.692	30	40
PENNSYLVANIA	13,963	4,393,746	2.524	11	11
RHODE ISLAND	1,692	450,504	0.259	43	41
SOUTH CAROLINA	3,610	1,881,909	1.081	25	26
SOUTH DAKOTA	1,237	120,475	0.069	51	49
TENNESSEE	4,634	2,826,914	1.624	18	17
TEXAS	19,458	10,617,454	6.099	3	3
UTAH	2,847	1,591,878	0.914	28	28
VERMONT	747	144,613	0.083	50	50
VIRGINIA	28,803	12,077,568	6.937	2	4
WASHINGTON	7,968	3,757,232	2.158	14	12
WEST VIRGINIA	1,993	332,739	0.191	45	45
WISCONSIN	5,450	1,186,802	0.682	31	31
WYOMING	681	174,011	0.100	47	51
OTHER	22,893	12,201,128	7.008		

FEDERAL PROCUREMENT BY MAJOR PRODUCT/SERVICE CATEGORY

Actions Reported Individually on SF279

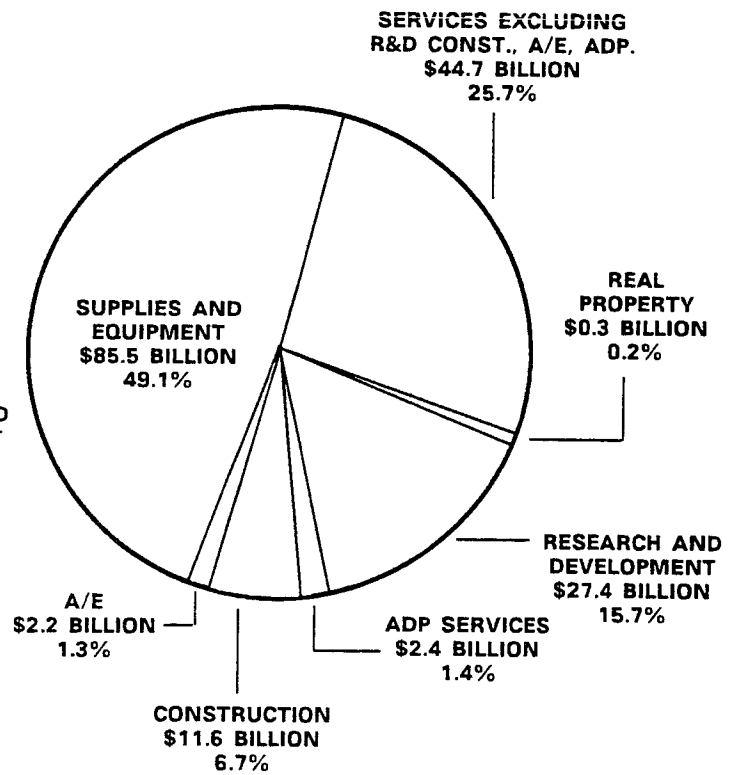
Fiscal Year 1988 Through Fourth Quarter

1987



TOTAL DOLLARS BILLIONS \$181.6

1988 YTD



TOTAL DOLLARS BILLIONS \$174.1

FEDERAL PROCUREMENT DATA SYSTEM

RESEARCH AND DEVELOPMENT - SUMMARY BY R & D CATEGORY

Actions Reported Individually on SF279

Fiscal Year 1988 Through Fourth Quarter

	Year to Date	
	Number of Actions	Dollars (000)
TOTAL FEDERAL RESEARCH AND DEVELOPMENT.....	35,493	27,378,508
AA Agriculture.....	29	14,650
AB Community Services & Development.....	5	1,053
AC Defense Systems.....	9,883	16,008,521
AD Defense - Other.....	10,924	3,353,817
AE Economic Growth & Productivity.....	47	11,284
AF Education.....	117	19,992
AG Energy.....	1,484	729,308
AH Environment.....	1,108	167,658
AJ General Science & Technology.....	1,400	252,006
AK Housing.....	6	249
AM International Affairs & Cooperation.....	3	430
AN Medical.....	1,304	424,138
AP Natural Resources.....	120	7,309
AQ Social Services.....	13	628
AR Space.....	4,901	4,507,810
AS Transportation - Modal.....	108	12,714
AT Transportation - General.....	393	38,574
AU Transportation - Commodity.....	9	436
AV Mining.....	29	5,299
AZ Other R & D.....	3,610	1,822,632

OTHER SERVICES AND CONSTRUCTION - SUMMARY BY SERVICE CATEGORY

Actions Reported Individually on SF279

Fiscal Year 1988 Through Fourth Quarter

	Year to Date	
	Number of Actions	Dollars (000)
TOTAL FEDERAL OTHER SERVICES AND CONSTRUCTION.....	186,686	61,223,526
F Natural Resource Management.....	5,204	1,269,918
G Social Services.....	2,959	746,424
H Quality Control, Testing and Inspection Services.....	1,730	517,650
J Maintenance, Repair and Rebuilding of Equipment.....	22,131	6,166,010
K Modification of Equipment.....	1,508	1,664,611
L Technical Representative Services.....	2,180	647,290
M Operation of Government-Owned Facility.....	4,320	16,000,636
N Installation of Equipment.....	1,078	271,547
P Salvage Service.....	941	114,356
Q Medical Service.....	19,209	704,904
R Professional, Technical and Management Services.....	45,091	12,557,464
S Utilities and Housekeeping Services.....	23,067	4,732,142
T Photographic, Mapping, Printing And Publication Services...	2,183	206,737
U Training Services.....	3,240	957,728
V Transportation and Travel.....	4,907	2,047,067
W Lease or Rental of Equipment.....	4,374	672,870
X Lease or Rental of Facilities.....	7,621	303,976
Y Construction of Structures and Facilities.....	14,942	7,390,939
Z Maintenance, Repair or Alteration of Real Property.....	20,001	4,251,257

FEDERAL PROCUREMENT DATA SYSTEM
SUPPLIES AND EQUIPMENT – SUMMARY BY FSC GROUP
Actions Reported Individually on SF279
Fiscal Year 1988 Through Fourth Quarter

	Year to Date	
	Number of Actions	Dollars (000)
TOTAL FEDERAL SUPPLIES AND EQUIPMENT.....	171,316	85,495,551
10 Weapons.....	1,409	1,526,233
11 Nuclear Ordnance.....	103	335,187
12 Fire Control Equipment.....	1,584	1,209,770
13 Ammunition & Explosives.....	1,789	3,108,356
14 Guided Missiles.....	2,673	8,880,339
15 Aircraft & Airframe Structure.....	4,471	11,135,351
16 Aircraft Components & Accessories.....	5,539	2,622,138
17 Aircraft Launching, Landing & Ground Handling Equipment.....	684	291,851
18 Space Vehicles.....	404	1,526,090
19 Ships, Small Craft, Pontoons & Floating Docks.....	1,703	8,382,918
20 Ship & Marine Equipment.....	759	559,903
22 Railway Equipment.....	25	5,499
23 Ground Effect & Motor Vehicles, Trailers & Cycles.....	1,363	3,005,416
24 Tractors.....	218	60,559
25 Vehicular Equipment Components.....	1,660	654,381
26 Tires & Tubes.....	303	79,869
28 Engines, Turbines & Components.....	4,116	5,567,051
29 Engine Accessories.....	2,316	436,935
30 Mechanical Power Transmission Equipment.....	872	84,368
31 Bearings.....	799	91,209
32 Woodworking Machinery and Equipment.....	20	1,387
34 Metalworking Machinery.....	811	141,166
35 Service & Trade Equipment.....	308	40,046
36 Special Industrial Machinery.....	1,069	151,972
37 Agricultural Machinery & Equipment.....	148	5,226
38 Construction, Mining, Excavating & Highway Maint Equip.....	553	215,719
39 Materials Handling Equipment.....	945	448,240
40 Rope, Cable, Chain and Fittings.....	314	27,485
41 Refrigeration, Air Condition & Air Circulation Equipment.....	1,027	99,401
42 Fire-Fighting, Rescue & Safety Equipment.....	667	252,068
43 Pumps and Compressors.....	1,335	150,909
44 Furnace, Steam Plant & Drying Equip: Nuclear Reacto.....	672	1,187,380
45 Plumbing, Heating & Sanitation Equipment.....	293	45,417
46 Water Purification & Sewage Treatment Equipment.....	130	30,845
47 Pipe, Tubing, Hose & Fittings.....	1,181	92,904
48 Valves.....	1,757	124,115
49 Maintenance & Repair Ship Equipment.....	2,113	696,602
51 Hand Tools.....	2,150	77,579
52 Measuring Tools.....	200	11,389
53 Hardware & Abrasives.....	1,741	130,353

FEDERAL PROCUREMENT DATA SYSTEM

SUPPLIES AND EQUIPMENT - SUMMARY BY FSC GROUP-Continued

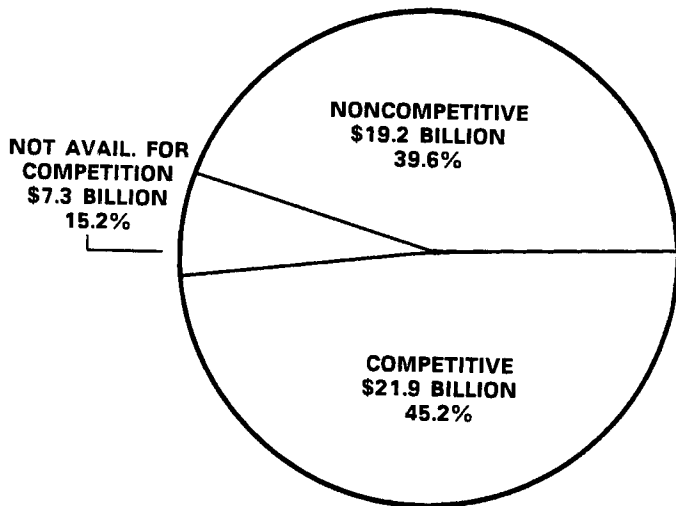
Actions Reported Individually on SF279

Fiscal Year 1988 Through Fourth Quarter

	Year to Date	
	Number of Actions	Dollars (000)
54 Prefabricated Structures & Scaffolding.....	546	203,925
55 Lumber, Millwork, Plywood & Veneer.....	496	24,419
56 Construction & Building Material.....	1,012	141,447
58 Communication, Detection & Coherent Radiation Equipment....	11,078	8,362,964
59 Electrical/Electronic Equipment Components.....	6,120	1,616,563
60 Fiber Optics Materials, Components, Assemblies & Accs.....	99	20,160
61 Electric Wire & Power Distribution Equipment.....	3,419	790,825
62 Lighting Fixtures & Lamps.....	716	102,726
63 Alarm & Signal Systems.....	348	91,695
65 Medical, Dental & Veterinarian Equipment & Supplies.....	14,809	1,145,034
66 Instruments & Laboratory Equipment.....	8,465	1,522,201
67 Photographic Equipment.....	1,109	88,223
68 Chemicals & Chemical Products.....	1,636	97,116
69 Training Aids & Devices.....	916	668,755
70 General Purpose ADP Equip, Software, Supplies & Support....	24,187	3,321,575
71 Furniture.....	4,932	309,378
72 Household & Commercial Furnishings & Appliances.....	1,158	58,438
73 Food Preparation & Service Equipment.....	1,123	68,405
74 Office Machines & Visible Record Equipment.....	663	59,814
75 Office Supplies & Devices.....	4,333	162,436
76 Books, Maps & Other Publications.....	955	199,930
77 Musical Instruments, Phonographs & Home-type Radios.....	59	2,564
78 Recreational & Athletic Equipment.....	214	7,647
79 Cleaning Equipment & Supplies.....	1,494	70,730
80 Brushes, Paints, Sealers & Adhesives.....	1,327	63,535
81 Containers, Packaging & Packing Supplies.....	1,905	238,502
83 Textiles, Leather, Fur, Apparel, Shoe Find,Tents & Flags...	448	192,101
84 Clothing, Individual Equipment & Insignia.....	1,554	1,067,994
85 Toiletries.....	961	64,557
87 Agricultural Supplies.....	280	31,408
88 Live Animals.....	57	8,381
89 Subsistence.....	16,652	2,493,290
91 Fuel, Lubricants, Oils & Waxes.....	2,558	5,109,783
93 Nonmetallic Fabricated Materials.....	496	98,369
94 Nonmetallic Crude Materials.....	18	1,215
95 Metal Bars, Sheets & Shapes.....	694	155,331
96 Dres, Minerals & Their Primary Products.....	227	342,339
99 Miscellaneous.....	3,995	2,995,943
E Real Property, Purchase.....	33	2,207

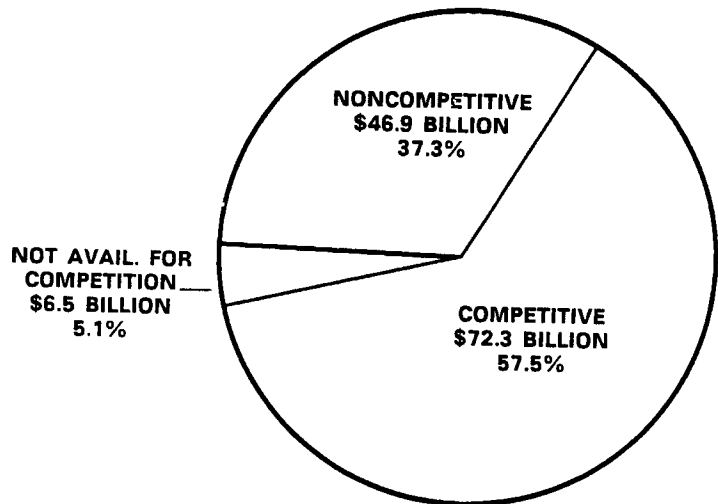
FEDERAL PROCUREMENT DATA SYSTEM
DEGREE OF COMPETITIVENESS
 Actions Reported Individually on SF279
 Fiscal Year 1988 Through Fourth Quarter

PRE-CICA ACTIONS REPORTED INDIVIDUALLY ON SF279



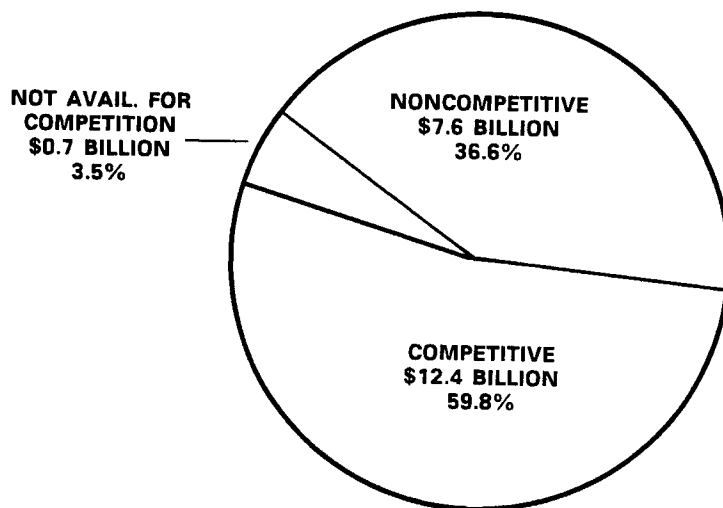
TOTAL DOLLARS BILLIONS \$48.4

POST-CICA ACTIONS REPORTED INDIVIDUALLY ON SF279



TOTAL DOLLARS BILLIONS \$126.7

ACTIONS REPORTED IN SUMMARY ON SF281



TOTAL DOLLARS BILLIONS \$20.8

COMPETITION STATISTICS

Fiscal Year 1988 Through Fourth Quarter

PROCUREMENT ACTIONS OVER \$25,000**	NUMBER OF ACTIONS	PERCENTAGE OF ACTIONS	DOLLAR OBLIGATIONS (000)	PERCENTAGE OF DOLLARS
I. Actions Available For Competition				
A. Actions Completed (1)	212,623	78%	93,688,131	59%
B. Follow-on To Competed Actions (2)	7,288	3%	12,884,789	8%
C. Actions Not Competed (3)	53,265	19%	53,168,960	33%
D. Total Available	273,176	100%	159,741,880	100%
II. Actions Not Available for Competition (4)	37,575		13,638,894	
III. Totals*	310,751		173,380,774	
PROCUREMENT ACTIONS \$25,000 and Under***	NUMBER OF ACTIONS	PERCENTAGE OF ACTIONS	DOLLAR OBLIGATIONS (000)	PERCENTAGE OF DOLLARS
I. Actions Available For Competition				
A. Actions Completed (1 & 5)	11,026,868	53%	12,898,975	63%
B. Actions Not Completed (3 & 6)	9,648,562	47%	7,687,729	37%
C. Total Available	20,675,430	100%	20,586,704	100%
II. Actions Not Available for Competition (7)	603,571		908,072	
III. Totals*	21,279,001		21,494,776	

Note 1. Includes the following three categories of competed actions under CICA: a) Full and Open Competition; b) Other than Full and Open Competition - more than one offer/bid received; and c) Full and Open Competition - only one offer/bid received. It also includes the Pre-CICA categories of Competition: (i) Two-step Formal Advertising, (ii) Other Formal Advertising, and (iii) Negotiated Competitive.

Note 2. Includes Pre-CICA - Extent of Competition Code B3 and Post-CICA - Authority for Other than Full and Open Competition, Code B.

Note 3. Includes Post-CICA - Other than Full and Open Competition - one offer/bid. Excludes authorized by statute, authorized resale and utilities (except telecommunications). It also includes Pre-CICA categories of negotiated noncompetitive excluding 8(a) Awards.

Note 4. Actions not available for Competition.
 (1) Procurement authorized/required by statute
 (2) Awards made under Section 8(a) of the Small Business Act
 (3) Utilities (excluding telecommunications)
 (4) Directed acquisition for foreign government
 (5) Brand name products for authorized resale

Note 5. Includes Formally Advertised, Two-step Formally Advertised, Negotiated Competitive, and GSA Schedule contracts, and Competitive Small Purchases (Post-CICA).

Note 6. Includes Negotiated Non-Competitive (Excluding 8(a) awards), Non-Competitive Small Purchases (Post CICA).

Note 7. Includes Directed Contracts for Foreign Governments, Tariff or Regulated Acquisitions, Another Agencies Contracts, and 8(a) Awards from SF 281. Also included are civilian agencies' SF 279 actions for items cited in Note 4.

*Number of actions and dollars do not match other Federal totals because the chart displays statistics comparable to the Competition Advocates Report to Congress.

**Includes procurement actions that round down to exactly \$25K. In theory, actions that round up to \$25K fall below the threshold and, therefore, are reported on the SF 281.

***Includes data from SF 281 plus procurement actions under \$25K that were reported on the SF 279.

FEDERAL PROCUREMENT DATA SYSTEM

TOP 100 FEDERAL CONTRACTORS

Actions Reported Individually on SF279

Fiscal Year 1988 Through Fourth Quarter

	Number of Procurement Actions	Percent of Actions	Dollars (000)	Percent of Dollars
TOTAL FEDERAL	393,495	100.00	174,097,585	100.00
TOP 100 SUBTOTAL	79,436	20.18	106,326,410	61.07
1 MC DONNELL DOUGLAS CORPORATION.....	2,769	.70	8,263,825	4.75
2 GENERAL ELECTRIC COMPANY.....	4,383	1.11	6,284,077	3.61
3 GENERAL DYNAMICS CORPORATION.....	2,404	.61	6,042,565	3.47
4 MARTIN MARIETTA CORPORATION.....	1,099	.28	5,092,244	2.92
5 TENNECO INC.....	386	.10	4,987,415	2.86
6 ROCKWELL INTERNATIONAL CORP.....	2,717	.69	4,437,113	2.55
7 LOCKHEED CORPORATION.....	2,319	.59	4,353,908	2.50
8 RAYTHEON COMPANY.....	1,652	.42	4,123,836	2.37
9 UNITED TECHNOLOGIES CORP.....	2,417	.61	3,754,027	2.16
10 WESTINGHOUSE ELECTRIC CORP.....	1,807	.46	3,613,159	2.08
11 GENERAL MOTORS CORPORATION.....	3,014	.77	3,608,765	2.07
12 BOEING COMPANY THE.....	2,493	.63	3,432,400	1.97
13 GRUMMAN CORPORATION.....	1,375	.35	2,934,869	1.69
14 LITTON INDUSTRIES INC.....	1,289	.33	2,477,353	1.42
15 UNIVERSITY OF CALIFORNIA.....	585	.15	2,254,833	1.30
16 AMERICAN TELE & TELG COMPANY.....	2,325	.59	1,977,246	1.14
17 UNISYS CORPORATION.....	3,502	.89	1,553,585	.89
18 HONEYWELL INC.....	2,128	.54	1,508,614	.87
19 ALLIED-SIGNAL INC.....	2,426	.62	1,450,172	.83
20 TRW INC.....	1,069	.27	1,398,627	.80
21 INTERNATIONAL BUSINESS MACH.....	2,323	.59	1,371,570	.79
22 DU PONT E I DE NMOURS COMPANY.....	439	.11	1,279,981	.74
23 EG&G INC.....	417	.11	1,152,079	.66
24 TEXTRON INC.....	1,306	.33	1,117,544	.64
25 LTV CORPORATION.....	565	.14	997,999	.57
26 CALIFORNIA INST OF TECHNOLOGY.....	748	.19	978,779	.56
27 MORTON THIOKOL INC.....	246	.06	827,800	.48
28 ITT CORPORATION.....	831	.21	791,618	.45
29 FORD MOTOR COMPANY.....	507	.13	783,365	.45
30 SINGER COMPANY THE.....	696	.18	753,742	.43
31 GENCORP INC.....	308	.08	648,265	.37
32 COMPUTER SCIENCES CORPORATION.....	1,652	.42	631,066	.36
33 NORTHROP CORPORATION.....	780	.20	612,587	.35
34 TEXAS INSTRUMENTS INCORPORATED.....	440	.11	611,123	.35
35 AVONDALE INDUSTRIES INC.....	102	.03	571,362	.33
36 TELEDYNE INC.....	885	.22	564,164	.32
37 CFM INTERNATIONAL INC.....	102	.03	532,707	.31
38 AVERY GORDON CONTRACTOR.....	7	.00	509,004	.29
39 HERCULES INCORPORATED.....	427	.11	503,710	.29
40 HARSCO CORPORATION.....	94	.02	495,724	.28
41 HARRIS CORPORATION.....	828	.21	473,012	.27
42 MASSACHSTTS INST OF TCHNOLOGY.....	277	.07	461,025	.26
43 FMC CORPORATION.....	267	.07	455,025	.26
44 BATH ACQUISITION CORPORATION.....	286	.07	437,111	.25
45 MOTOROLA INC.....	1,132	.29	431,602	.25
46 PAN AM CORPORATION.....	325	.08	430,915	.25
47 SCIENCE APPLICATIONS INTL CORP.....	1,402	.36	430,577	.25
48 BELL AND BARING.....	16	.00	426,674	.25
49 MITRE CORPORATION.....	110	.03	417,183	.24
50 CHEVRON CORPORATION.....	138	.04	403,936	.23

FEDERAL PROCUREMENT DATA SYSTEM

TOP 100 FEDERAL CONTRACTORS-Continued

Actions Reported Individually on SF279

Fiscal Year 1988 Through Fourth Quarter

	Number of Procurement Actions	Percent of Actions	Dollars (000)	Percent of Dollars
51 ROYAL DUTCH PETROLEUM COMPANY.....	22	.01	386,384	.22
52 GTE CORPORATION.....	920	.23	376,027	.22
53 JOHNS HOPKINS UNIVERSITY.....	121	.03	371,815	.21
54 AEROSPACE CORPORATION.....	17	.00	367,753	.21
55 LORAL CORPORATION.....	483	.12	354,739	.20
56 ASSOCIATED UNIVERSITIES INC.....	50	.01	343,407	.20
57 BABCOCK & WILCOX CO THE.....	41	.01	335,412	.19
58 OLIN CORPORATION.....	239	.06	333,611	.19
59 CHRYSLER CORPRATION.....	359	.09	318,228	.18
60 NORTH AMERICAN PHILIPS CORP.....	474	.12	309,342	.18
61 UNIVERSITY OF CHICAGO THE.....	61	.02	307,907	.18
62 ATLANTIC RICHFIELD COMPANY.....	17	.00	305,210	.18
63 MOBIL CORPORATION.....	76	.02	305,160	.18
64 CONTROL DATA CORPORATION.....	604	.15	302,426	.17
65 PENN CENTRAL CORPORATION.....	650	.17	292,545	.17
66 BATTELLE MEMORIAL INSTITUTE.....	502	.13	288,962	.17
67 E-SYSTEMS INC.....	374	.10	286,352	.16
68 MASON COMPANY THE..DE.....	121	.03	281,243	.16
69 EXXON CORPORATION.....	37	.01	279,168	.16
70 BECHTEL GROUP INC.....	141	.04	275,264	.16
71 MORRISON KNUDSEN CORPORATION.....	290	.07	274,892	.16
72 DYNACORP.....	377	.10	270,494	.16
73 GOODYEAR TIRE & RUBBER CO.....	182	.05	263,035	.15
74 EUROPEON UTILITY CO.....	283	.07	260,965	.15
75 DSHKOSH TRUCK CORPRATION.....	64	.02	259,932	.15
76 EMERSON ELECTRIC CO.....	549	.14	251,075	.14
77 BLACK RIVER CONSTRUCTORS.....	24	.01	250,817	.14
78 DIGITAL EQUIPMENT CORPORATION.....	2,517	.64	248,900	.14
79 ZENITH ELECTRONICS CORPORATION.....	2,568	.65	243,292	.14
80 EASTMAN KODAK COMPANY.....	1,137	.29	218,364	.13
81 EATON CORPORATION.....	726	.18	215,774	.12
82 COASTAL CORPORATION.....	64	.02	214,568	.12
83 UNIVERSITIES RESEARCH ASSN.....	29	.01	208,332	.12
84 CENTEX CORPORATION.....	305	.08	204,799	.12
85 G E C INCORPORATED.....	298	.08	197,223	.11
86 DRAPER CHARLES STARK LAB INC.....	114	.03	195,546	.11
87 SEQUA CORPORATION.....	447	.11	194,025	.11
88 AMOCO CORPORATIDN.....	24	.01	192,809	.11
89 STANFORD LELAND JUNIOR UNIV.....	210	.05	190,627	.11
90 SUNDSTRAND CORPORATION.....	612	.16	183,909	.11
91 KAMAN CORPORATION.....	398	.10	183,679	.11
92 BLUE CROSS BLUE SHELD ASSCTON.....	34	.01	182,804	.11
93 ARVIN INDUSTRIES INC.....	334	.08	177,033	.10
94 TEXACO INC.....	14	.00	176,601	.10
95 UNITED INDUSTRIAL CORPORATION.....	224	.06	172,900	.10
96 HEWLETT-PACKARD COMPANY.....	1,493	.38	169,022	.10
97 BDM INTERNATIONAL INC.....	479	.12	166,216	.10
98 ITT & VARO JOINT VENTURE.....	5	.00	164,698	.09
99 WESTMARK SYSTEMS INC.....	505	.13	162,958	.09
100 CSX CORPORATION.....	6	.00	160,284	.09

FEDERAL PROCUREMENT DATA SYSTEM
TOTAL FEDERAL SNAPSHOT REPORT
 Actions Reported in Summary on SF281
 Fiscal Year 1988 Through Fourth Quarter

Part I - Total Prime Acquisition Actions

Acquisition Method	Number of Actions	Net Dollar Amount (000)				
		Total	Small Business Concerns	Large Business Concerns	Educational & Non-Profit Institutions	Outside U.S./Outlying Areas
1. Total (2+7+8)	21,196,257	20,777,975				
2. Subtotal (3+4+5+6)	21,083,880	20,589,195	9,518,199*	8,049,014*	298,000*	1,062,856*
3. Formally Advertised (Including 2 Step)	529,797	634,437	349,526	261,274	1,903	21,734
4. Negotiated Competitive	9,118,795	8,956,787	6,063,179	2,101,411	13,735	778,462
5. Negotiated Non-Competitive	9,657,012	7,672,736	2,653,846	4,505,109	251,389	262,392
6. Procurement Under Another Agency's Contracts	1,778,276	3,325,235	451,648*	1,181,220*	30,973*	268*
6A. GSA Schedules	1,326,664	2,839,573	404,303*	1,112,532*	9,455*	72*
6B. Another Agency's Contracts	451,612	485,662	47,345*	68,688*	21,518*	196*
7. Directed Contracts For Foreign Governments	29,994	81,497				
8. Tariff Or Regulated Acquisitions	82,383	107,273				

Part II - Statistics on Selected Types of Acquisition

Type of Acquisition	Number of Actions	Net Dollar Amount (000)
9. Small Business Total Set-Asides	8,392,830	6,777,810
10. Small Business Partial Set-Asides	4,011	5,366
11. Total Labor Surplus Area Set-Asides	160,420	112,746
12. Total Labor Surplus Area/Small Business Set-Asides	393,090	173,117
13. Acquisitions From Minority and Disadvantaged Business Enterprises (13A + 13B)	482,120	645,790
13A. Directed to Large Or Small Minority Business Enterprises	464,811	587,308
13B. Small Business - Disadvantaged 8(A)	17,309	58,156
14. Women-Owned Business	475,032	423,763

* DOD DOES NOT REPORT THIS DATA, THEREFORE DOLLARS DO NOT ADD ACROSS AND UP TO EQUAL THE LISTED TOTALS AND SUBTOTALS

TOTAL FEDERAL SNAPSHOT REPORT

Actions Reported Individually on SF279
 Fiscal Year 1988 Through Fourth Quarter

	PRE-CICA		POST-CICA		PRE- & POST-CICA			
	Actions	Dollars (000)	Actions	Dollars (000)	Actions	Percents of Actions	Dollars (000)	Percentage of Dollars (000)
Total	64,594	48,414,642	328,901	125,682,943	393,495	100.000	174,097,585	100.000
Subject To Statutory Requirements								
Walsh Healy Act - Mfg	23,215	22,766,237	122,193	75,874,142	145,408	36.953	98,640,379	56.658
Walsh Healy Act - Dealer	2,816	669,611	27,835	4,945,568	30,651	7.789	5,615,179	3.225
Service Contract Act	9,754	4,252,831	55,776	9,668,029	65,530	16.653	13,920,860	7.996
Davis Bacon Act	1,732	433,735	27,504	9,228,959	29,236	7.430	9,662,694	5.550
Not subject to Above 3 Acts	27,077	20,292,228	95,593	25,966,245	122,670	31.174	46,258,473	26.570
Kind of Contract Action								
Initial Letter Contract	46	134,761	719	1,727,906	765	0.194	1,862,667	1.070
Def. Cont. Superseding Letter Contract	60	898,856	396	1,422,339	456	0.116	2,321,195	1.333
New Definitive Contract	1,661	1,045,370	97,628	48,037,963	99,289	25.233	49,083,333	28.193
Order Under Agency's Contract	26,446	5,006,954	114,495	16,223,030	140,941	35.818	21,229,984	12.194
Modification	30,690	40,942,802	91,823	57,276,218	122,513	31.135	98,219,020	56.416
GSA Schedule	4,134	419,334	20,803	1,381,274	24,937	6.337	1,800,608	1.034
Order Under Other Agency's Contract	1,072	78,926	1,112	146,992	2,184	0.555	225,918	0.130
Termination for Default	108	-31,585	517	-186,471	625	0.159	-218,056	-0.125
Termination for Convenience	377	-80,776	1,408	-346,308	1,785	0.454	-427,084	-0.245
Labor Surplus Area (LSA)								
Total Set-Aside	544	45,693	1,129	509,624	1,673	0.425	555,317	0.319
Partial Set-Aside (DOD contracts)	0	0	112	33,151	112	0.028	33,151	0.019
Tie Bid Preference	7	7,791	138	23,474	145	0.037	31,265	0.018
Total LSA/Small Bus. Set-Aside	156	5,888	6,329	1,230,992	6,485	1.648	1,236,880	0.710
Comb. Sm. Bus. Partial LSA (DOD contracts)	0	0	82	58,531	82	0.021	58,531	0.034
Subtotal:	707	59,372	7,790	1,855,772	8,497	2.159	1,915,144	1.100
LSA No Preference Given	63,887	48,355,270	321,111	123,827,171	384,998	97.841	172,182,441	98.900
Product or Service								
Supplies & Equipment	15,975	13,950,394	131,121	68,221,375	147,096	37.382	82,171,769	47.199
Research & Development	7,280	11,675,266	28,213	15,703,242	35,493	9.020	27,378,508	15.726
Construction	2,273	724,238	32,670	10,917,958	34,943	8.880	11,642,196	6.687
Architect Engineering	2,365	317,543	10,930	2,332,376	13,295	3.379	2,649,919	1.522
Automatic Data Processing Services	2,906	646,182	6,152	1,755,340	9,058	2.302	2,401,522	1.379
ADP Equipment, Purchase & Lease	5,221	1,039,821	20,305	2,581,590	25,526	6.487	3,621,411	2.080
Real Property, Purchase & Lease	4,538	123,699	3,116	182,484	7,654	1.945	306,183	0.176
Other Services	24,036	19,937,499	96,394	23,988,578	120,430	30.605	43,926,077	25.231

FEDERAL PROCUREMENT DATA SYSTEM
TOTAL FEDERAL SNAPSHOT REPORT
 Actions Reported Individually on SF279
 Fiscal Year 1988 Through Fourth Quarter

	PRE-CICA		POST-CICA		PRE-& POST-CICA			
	Actions	Dollars (000)	Actions	Dollars (000)	Actions	Percentage of Actions	Dollars (000)	Percentage of Dollars (000)
Methods of Contracting (Pre-CICA)								
2-step Formal Advertising	101	32,592	0	0	101	0.026	32,592	0.019
Other Formal Advertising	2,562	386,229	0	0	2,562	0.651	386,229	0.222
Negotiated Competitive	31,523	21,474,665	0	0	31,523	8.011	21,474,665	12.335
Negotiated Non-Competitive	17,358	19,234,473	0	0	17,358	4.411	19,234,473	11.048
Directed for Foreign Governments	4,748	4,999,097	0	0	4,748	1.207	4,999,097	2.871
Tariff or Regulated	6,645	1,967,830	0	0	6,645	1.689	1,967,830	1.130
8(a) Awards	1,657	319,756	0	0	1,657	0.421	319,756	0.184
Brand Name For Resale	0	0	0	0	0	0.000	0	0.000
Small Business Awards								
Small Business No Preference	10,131	818,076	76,858	10,030,284	86,989	22.107	10,848,360	6.231
Total Set-Asides	3,529	567,864	59,123	10,862,062	62,652	15.922	11,429,926	6.565
Partial Set-Asides	33	3,203	0	0	33	0.008	3,203	0.002
8(a) Awards	1,657	319,756	11,696	3,070,073	13,353	3.393	3,389,829	1.947
Subtotal:	15,350	1,708,899	147,677	23,962,419	163,027	41.431	25,671,318	14.745
Type of Contract								
Fixed Price	43,238	21,475,124	272,718	95,415,215	315,956	80.295	116,890,339	67.141
Cost Reimbursement	18,113	26,533,666	43,914	27,791,709	62,027	15.763	54,325,375	31.204
Time & Material	2,907	364,713	8,956	1,766,472	11,863	3.015	2,131,185	1.224
Labor Hour	336	41,139	3,313	709,547	3,649	0.927	750,686	0.431
Type of Contractor								
Business Concerns	57,788	42,177,184	295,086	114,438,244	352,874	89.677	156,615,428	89.958
Educational & Non-Profit	3,451	2,278,022	13,992	4,666,555	17,443	4.433	6,944,577	3.989
State/Local Government	694	2,414,038	5,394	576,399	6,088	1.547	2,990,437	1.718
Non-defined	2,661	1,545,398	14,429	6,001,745	17,090	4.343	7,547,143	4.335
Full and Open Competition (Post-CICA)								
Normal Full & Open Competition	0	0	127,544	49,356,420	127,544	32.413	49,356,420	28.350
Architect Engineering	0	0	6,421	740,989	6,421	1.632	740,989	0.426
Basic Research	0	0	5,061	1,038,155	5,061	1.286	1,038,155	0.596
Multiple Award	0	0	23,099	1,579,248	23,099	5.870	1,579,248	0.907
Alternate Source	0	0	317	1,919,035	317	0.081	1,919,035	1.102
Small Business Set-Aside	0	0	53,437	9,706,070	53,437	13.580	9,706,070	5.575
LSA Set-Aside	0	0	968	467,518	968	0.246	467,518	0.269
LSA/Small Business Set-Aside	0	0	5,695	1,157,662	5,695	1.447	1,157,662	0.665
Authority for Other Than Full and Open Competition (Post-CICA)								
Competitive								
Only One Source	0	0	849	411,155	849	0.216	411,155	0.236
Follow-on Contracts	0	0	115	30,708	115	0.029	30,708	0.018
Other	0	0	534	297,144	534	0.136	297,144	0.171
Unusual & Compelling Urgency	0	0	1,762	497,051	1,762	0.448	497,051	0.286
Mobilization/Essential R&D	0	0	1,669	4,422,081	1,669	0.424	4,422,081	2.540
International Agreement	0	0	25	40,446	25	0.006	40,446	0.023
National Security	0	0	529	601,536	529	0.134	601,536	0.346
Public Interest	0	0	8	103	8	0.002	103	0.000
Non-Competitive								
Only One Source	0	0	26,190	20,742,830	26,190	6.656	20,742,830	11.914
Follow-on Contracts	0	0	2,815	7,620,756	2,815	0.715	7,620,756	4.377
Other	0	0	13,428	9,472,141	13,428	3.412	9,472,141	5.441
Unusual & Compelling Urgency	0	0	5,411	3,300,861	5,411	1.375	3,300,861	1.896
Mobilization/Essential R&D	0	0	1,143	3,132,172	1,143	0.290	3,132,172	1.799
International Agreement	0	0	299	273,973	299	0.076	273,973	0.157
National Security	0	0	1,876	2,357,232	1,876	0.477	2,357,232	1.354
Public Interest	0	0	39	7,716	39	0.010	7,716	0.004
Not Available for Competition	13,211	7,344,028	46,637	6,470,350	59,848	15.209	13,814,378	7.935
Synopsis of Procurement Prior to Award								
Synopsis Prior to Award	31,242	27,601,144	185,926	100,746,680	217,168	55.190	128,347,824	73.722
Not Synopsized due to Emergency	998	271,724	10,717	3,397,727	11,715	2.977	3,669,451	2.108
Not Synopsized for Other Reasons	32,354	20,541,774	132,258	21,538,536	164,612	41.833	42,080,310	24.171
Women Owned Business	580	76,553	8,266	1,251,171	8,846	2.248	1,327,724	0.763
Full and Open with Only One Bidder/Officer	0	0	25,685	6,048,331	25,685	6.527	6,048,331	3.474

FEDERAL PROCUREMENT DATA SYSTEM
EXECUTIVE OFFICE OF THE PRESIDENT SNAPSHOT REPORT

Actions Reported in Summary on SF281
 Fiscal Year 1988 Through Fourth Quarter

Part I - Total Prime Acquisition Actions

Acquisition Method	Number of Actions	Net Dollar Amount (000)				
		Total	Small Business Concerns	Large Business Concerns	Educational & Non-Profit Institutions	Outside U.S./ Outlying Areas
1. Total (2+7+8)	2,700	5,877				
2. Subtotal (3+4+5+6)	2,700	5,877	3,291	2,586	0	0
3. Formally Advertised (Including 2 Step)	0	0	0	0	0	0
4. Negotiated Competitive	786	1,639	1,214	425	0	0
5. Negotiated Non-Competitive	1,494	2,751	1,793	958	0	0
6. Procurement Under Another Agency's Contracts	420	1,487	284	1,203	0	0
6A. GSA Schedules	419	1,485	282	1,203	0	0
6B. Another Agency's Contracts	1	2	2	0	0	0
7. Directed Contracts For Foreign Governments	0	0	0	0	0	0
8. Tariff Or Regulated Acquisitions	0	0	0	0	0	0

Part II - Statistics on Selected Types of Acquisition

Type of Acquisition	Number of Actions	Net Dollar Amount (000)
9. Small Business Total Set-Asides	542	958
10. Small Business Partial Set-Asides	0	0
11. Total Labor Surplus Area Set-Asides	163	384
12. Total Labor Surplus Area/Small Business Set-Asides	178	344
13. Acquisitions From Minority and Disadvantaged Business Enterprises (13A + 13B)	37	647
13A. Directed to Large Or Small Minority Business Enterprises	35	269
13B. Small Business - Disadvantaged 8(A)	2	378
14. Women-Owned Business	103	1,102

EXECUTIVE OFFICE OF THE PRESIDENT SNAPSHOT REPORT

Actions Reported Individually on SF279
 Fiscal Year 1988 Through Fourth Quarter

	PRE-CICA		POST-CICA		PRE- & POST-CICA			
	Actions	Dollars (000)	Actions	Dollars (000)	Actions	Percents of Actions	Dollars (000)	Percentage of Dollars (000)
Total	1	30	93	9,420	94	100.000	9,450	100.000
Subject To Statutory Requirements								
Walsh Healy Act - Mfg	0	0	19	1,623	19	20.213	1,623	17.175
Walsh Healy Act - Dealer	0	0	1	141	1	1.064	141	1.492
Service Contract Act	0	0	34	5,233	34	36.170	5,233	55.376
Davis Bacon Act	0	0	0	0	0	0.000	0	0.000
Not subject to Above 3 Acts	1	30	39	2,423	40	42.553	2,453	25.958
Kind of Contract Action								
Initial Letter Contract	0	0	1	80	1	1.064	80	0.847
Def. Cont. Superseding Letter Contract	0	0	0	0	0	0.000	0	0.000
New Definitive Contract	0	0	9	589	9	9.574	589	6.233
Order Under Agency's Contract	0	0	3	101	3	3.191	101	1.069
Modification	1	30	54	6,464	55	58.511	6,494	68.720
GSA Schedule	0	0	24	2,024	24	25.532	2,024	21.418
Order Under Other Agency's Contract	0	0	2	162	2	2.128	162	1.714
Termination for Default	0	0	0	0	0	0.000	0	0.000
Termination for Convenience	0	0	0	0	0	0.000	0	0.000
Labor Surplus Area (LSA)								
Total Set-Aside	0	0	0	0	0	0.000	0	0.000
Partial Set-Aside (DOD contracts)	0	0	1	30	1	1.064	30	0.317
Tie Bid Preference	0	0	0	0	0	0.000	0	0.000
Total LSA/Small Bus. Set-Aside	0	0	0	0	0	0.000	0	0.000
Comb. Sm. Bus. Partial LSA (DOD contracts)	0	0	0	0	0	0.000	0	0.000
Subtotal:	0	0	1	30	1	1.064	30	0.317
LSA No Preference Given	1	30	92	9,390	93	98.936	9,420	99.683
Product or Service								
Supplies & Equipment	0	0	9	475	9	9.574	475	5.026
Research & Development	0	0	0	0	0	0.000	0	0.000
Construction	0	0	0	0	0	0.000	0	0.000
Architect Engineering	0	0	0	0	0	0.000	0	0.000
Automatic Data Processing Services	0	0	33	5,029	33	35.106	5,029	53.217
ADP Equipment, Purchase & Lease	0	0	17	1,741	17	18.085	1,741	18.423
Real Property, Purchase & Lease	0	0	1	-143	1	1.064	-143	-1.513
Other Services	1	30	33	2,318	34	36.170	2,348	24.847

FEDERAL PROCUREMENT DATA SYSTEM
EXECUTIVE OFFICE OF THE PRESIDENT SNAPSHOT REPORT
 Actions Reported Individually on SF279
 Fiscal Year 1988 Through Fourth Quarter

	PRE-CICA		POST-CICA		PRE- & POST-CICA			
	Actions	Dollars (000)	Actions	Dollars (000)	Actions	Percentage of Actions	Dollars (000)	Percentage of Dollars (000)
Methods of Contracting (Pre-CICA)								
2-step Formal Advertising	0	0	0	0	0	0.000	0	0.000
Other Formal Advertising	0	0	0	0	0	0.000	0	0.000
Negotiated Competitive	0	0	0	0	0	0.000	0	0.000
Negotiated Non-Competitive	1	30	0	0	1	1.064	30	0.317
Directed for Foreign Governments	0	0	0	0	0	0.000	0	0.000
Tariff or Regulated	0	0	0	0	0	0.000	0	0.000
8(a) Awards	0	0	0	0	0	0.000	0	0.000
Brand Name For Resale	0	0	0	0	0	0.000	0	0.000
Small Business Awards								
Small Business No Preference	0	0	35	2,766	35	37.234	2,766	29.270
Total Set-Asides	0	0	0	0	0	0.000	0	0.000
Partial Set-Asides	0	0	0	0	0	0.000	0	0.000
8(a) Awards	0	0	3	216	3	3.191	216	2.286
Subtotal:	0	0	38	2,982	38	40.426	2,982	31.556
Type of Contract								
Fixed Price	1	30	78	5,333	79	84.043	5,363	56.751
Cost Reimbursement	0	0	7	3,631	7	7.447	3,631	38.423
Time & Material	0	0	0	0	0	0.000	0	0.000
Labor Hour	0	0	8	456	8	8.511	456	4.825
Type of Contractor								
Business Concerns	0	0	89	9,048	89	94.681	9,048	95.746
Educational & Non-Profit	1	30	1	32	2	2.128	62	0.656
State/Local Government	0	0	3	340	3	3.191	340	3.598
Non-defined	0	0	0	0	0	0.000	0	0.000
Full and Open Competition (Post-CICA)								
Normal Full & Open Competition	0	0	9	3,705	9	9.574	3,705	39.206
Architect Engineering	0	0	0	0	0	0.000	0	0.000
Basic Research	0	0	0	0	0	0.000	0	0.000
Multiple Award	0	0	30	2,172	30	31.915	2,172	22.984
Alternate Source	0	0	0	0	0	0.000	0	0.000
Small Business Set-Aside	0	0	0	0	0	0.000	0	0.000
LSA Set-Aside	0	0	0	0	0	0.000	0	0.000
LSA/Small Business Set-Aside	0	0	0	0	0	0.000	0	0.000
Authority for Other Than Full and Open Competition (Post-CICA)								
Competitive								
Only One Source	0	0	0	0	0	0.000	0	0.000
Follow-on Contracts	0	0	0	0	0	0.000	0	0.000
Other	0	0	0	0	0	0.000	0	0.000
Unusual & Compelling Urgency	0	0	0	0	0	0.000	0	0.000
Mobilization/Essential R&D	0	0	0	0	0	0.000	0	0.000
International Agreement	0	0	0	0	0	0.000	0	0.000
National Security	0	0	0	0	0	0.000	0	0.000
Public Interest	0	0	0	0	0	0.000	0	0.000
Non-Competitive								
Only One Source	0	0	14	1,099	14	14.894	1,099	11.630
Follow-on Contracts	0	0	17	1,209	17	18.085	1,209	12.794
Other	0	0	19	1,063	19	20.213	1,063	11.249
Unusual & Compelling Urgency	0	0	0	0	0	0.000	0	0.000
Mobilization/Essential R&D	0	0	0	0	0	0.000	0	0.000
International Agreement	0	0	0	0	0	0.000	0	0.000
National Security	0	0	0	0	0	0.000	0	0.000
Public Interest	0	0	0	0	0	0.000	0	0.000
Not Available for Competition	0	0	3	216	3	3.191	216	2.286
Synopsis of Procurement Prior to Award								
Synopsized Prior to Award	0	0	16	1,406	16	17.021	1,406	14.878
Not Synopsized due to Emergency	0	0	0	0	0	0.000	0	0.000
Not Synopsized for Other Reasons	1	30	77	8,014	78	82.979	8,044	85.122
Women Owned Business	0	0	1	28	1	1.064	28	0.296
Full and Open with Only One Bidder/Offeror	0	0	3	3,212	3	3.191	3,212	33.989

FEDERAL PROCUREMENT DATA SYSTEM
DEPARTMENT OF AGRICULTURE SNAPSHOT REPORT
Actions Reported in Summary on SF281
Fiscal Year 1988 Through Fourth Quarter

Part I - Total Prime Acquisition Actions

Acquisition Method	Number of Actions	Net Dollar Amount (000)				
		Total	Small Business Concerns	Large Business Concerns	Educational & Non-Profit Institutions	Outside U.S./Outlying Areas
1. Total (2+7+8)	916,855	690,628				
2. Subtotal (3+4+5+6)	886,360	630,134	397,809	215,649	15,211	1,465
3. Formally Advertised (Including 2 Step)	1,214	2,704	2,054	650	0	0
4. Negotiated Competitive	251,446	254,445	183,991	67,508	2,217	729
5. Negotiated Non-Competitive	561,650	194,919	143,464	42,254	8,490	711
6. Procurement Under Another Agency's Contracts	72,050	178,066	68,300	105,237	4,504	25
6A. GSA Schedules	64,471	168,278	63,511	100,508	4,241	18
6B. Another Agency's Contracts	7,579	9,788	4,789	4,729	263	7
7. Directed Contracts For Foreign Governments	108	137				
8. Tariff Or Regulated Acquisitions	30,387	60,357				

Part II - Statistics on Selected Types of Acquisition

Type of Acquisition	Number of Actions	Net Dollar Amount (000)
9. Small Business Total Set-Asides	571,925	1,134,492
10. Small Business Partial Set-Asides	226	158
11. Total Labor Surplus Area Set-Asides	1,676	922
12. Total Labor Surplus Area/Small Business Set-Asides	1,582	6,344
13. Acquisitions From Minority and Disadvantaged Business Enterprises (13A + 13B)	13,086	262,068
13A. Directed to Large Or Small Minority Business Enterprises	10,662	259,953
13B. Small Business - Disadvantaged 8(A)	2,424	2,115
14. Women-Owned Business	17,942	54,489

DEPARTMENT OF AGRICULTURE SNAPSHOT REPORT
Actions Reported Individually on SF279
Fiscal Year 1988 Through Fourth Quarter

	PRE-CICA		POST-CICA		PRE- & POST-CICA			
	Actions	Dollars (000)	Actions	Dollars (000)	Actions	Percents of Actions	Dollars (000)	Percentage of Dollars (000)
Total	11	932	9,021	2,284,740	9,032	100.000	2,285,672	100.000
Subject To Statutory Requirements								
Walsh Healy Act - Mfg	3	134	269	49,255	272	3.012	49,389	2.161
Walsh Healy Act - Dealer	2	718	338	22,579	340	3.764	23,297	1.019
Service Contract Act	4	64	3,096	808,878	3,100	34.322	808,942	35.392
Davis Bacon Act	0	0	1,879	330,465	1,879	20.804	330,465	14.458
Not subject to Above 3 Acts	2	16	3,439	1,073,563	3,441	38.098	1,073,579	46.970
Kind of Contract Action								
Initial Letter Contract	0	0	43	4,369	43	0.476	4,369	0.191
Def. Cont. Superseding Letter Contract	0	0	14	890	14	0.155	890	0.039
New Definitive Contract	0	0	6,678	2,167,087	6,678	73.937	2,167,087	94.812
Order Under Agency's Contract	5	826	133	9,161	138	1.528	9,987	0.437
Modification	5	55	2,099	103,799	2,104	23.295	103,854	4.544
GSA Schedule	0	0	4	91	4	0.044	91	0.004
Order Under Other Agency's Contract	1	51	10	447	11	0.122	498	0.022
Termination for Default	0	0	31	-827	31	0.343	-827	-0.036
Termination for Convenience	0	0	9	-277	9	0.100	-277	-0.012
Labor Surplus Area (LSA)								
Total Set-Aside	0	0	70	12,710	70	0.775	12,710	0.556
Partial Set-Aside (DOD contracts)	0	0	0	0	0	0.000	0	0.000
Tie Bid Preference	0	0	52	9,141	52	0.576	9,141	0.400
Total LSA/Small Bus. Set-Aside	0	0	2,978	881,148	2,978	32.972	881,148	38.551
Comb. Sm. Bus. Partial LSA (DOD contracts)	0	0	0	0	0	0.000	0	0.000
Subtotal:	0	0	3,100	902,999	3,100	34.322	902,999	39.507
LSA No Preference Given	11	932	5,921	1,381,741	5,932	65.678	1,382,673	60.493
Product or Service								
Supplies & Equipment	1	566	3,261	1,072,003	3,262	36.116	1,072,569	46.926
Research & Development	0	0	81	5,683	81	0.897	5,683	0.249
Construction	0	0	1,938	332,667	1,938	21.457	332,667	14.554
Architect Engineering	4	64	193	7,599	197	2.181	7,663	0.335
Automatic Data Processing Services	0	0	95	40,658	95	1.052	40,658	1.779
ADP Equipment, Purchase & Lease	3	249	129	32,751	132	1.461	33,000	1.444
Real Property, Purchase & Lease	2	16	316	16,726	318	3.521	16,742	0.732
Other Services	1	37	3,008	776,653	3,009	33.315	776,690	33.981

FEDERAL PROCUREMENT DATA SYSTEM
DEPARTMENT OF AGRICULTURE SNAPSHOT REPORT
Actions Reported Individually on SF279
Fiscal Year 1988 Through Fourth Quarter

	PRE-CICA		POST-CICA		PRE- & POST-CICA			
	Actions	Dollars (000)	Actions	Dollars (000)	Actions	Percentage of Actions	Dollars (000)	Percentage of Dollars (000)
Methods of Contracting (Pre-CICA)								
2-step Formal Advertising	0	0	0	0	0	0.000	0	0.000
Other Formal Advertising	5	656	0	0	5	0.055	656	0.029
Negotiated Competitive	6	276	0	0	6	0.066	276	0.012
Negotiated Non-Competitive	0	0	0	0	0	0.000	0	0.000
Directed for Foreign Governments	0	0	0	0	0	0.000	0	0.000
Tariff or Regulated	0	0	0	0	0	0.000	0	0.000
8(a) Awards	0	0	0	0	0	0.000	0	0.000
Brand Name For Resale	0	0	0	0	0	0.000	0	0.000
Small Business Awards								
Small Business No Preference	9	729	2,450	575,886	2,459	27.225	576,615	25.227
Total Set-Asides	0	0	4,122	992,634	4,122	45.638	992,634	43.429
Partial Set-Asides	0	0	0	0	0	0.000	0	0.000
8(a) Awards	0	0	430	74,828	430	4.761	74,828	3.274
Subtotal:	9	729	7,002	1,643,348	7,011	77.624	1,644,077	71.930
Type of Contract								
Fixed Price	11	932	8,899	2,227,505	8,910	98.649	2,228,437	97.496
Cost Reimbursement	0	0	106	28,123	106	1.174	28,123	1.230
Time & Material	0	0	0	0	0	0.000	0	0.000
Labor Hour	0	0	16	29,112	16	0.177	29,112	1.274
Type of Contractor								
Business Concerns	11	932	8,825	2,268,533	8,836	97.830	2,269,465	99.291
Educational & Non-Profit	0	0	44	10,707	44	0.487	10,707	0.468
State/Local Government	0	0	152	5,500	152	1.683	5,500	0.241
Non-defined	0	0	0	0	0	0.000	0	0.000
Full and Open Competition (Post-CICA)								
Normal Full & Open Competition	0	0	3,828	1,152,737	3,828	42.383	1,152,737	50.433
Architect Engineering	0	0	52	1,687	52	0.576	1,687	0.074
Basic Research	0	0	0	0	0	0.000	0	0.000
Multiple Award	0	0	6	161	6	0.066	161	0.007
Alternate Source	0	0	2	139	2	0.022	139	0.006
Small Business Set-Aside	0	0	1,525	136,092	1,525	16.884	136,092	5.954
LSA Set-Aside	0	0	63	12,756	63	0.698	12,756	0.558
LSA/Small Business Set-Aside	0	0	2,599	856,511	2,599	28.775	856,511	37.473
Authority for Other Than Full and Open Competition (Post-CICA)								
Competitive								
Only One Source	0	0	3	273	3	0.033	273	0.012
Follow-on Contracts	0	0	0	0	0	0.000	0	0.000
Other	0	0	1	2	1	0.011	2	0.000
Unusual & Compelling Urgency	0	0	54	4,478	54	0.598	4,478	0.196
Mobilization/Essential R&D	0	0	0	0	0	0.000	0	0.000
International Agreement	0	0	0	0	0	0.000	0	0.000
National Security	0	0	0	0	0	0.000	0	0.000
Public Interest	0	0	0	0	0	0.000	0	0.000
Non-Competitive								
Only One Source	0	0	32	1,625	32	0.354	1,625	0.071
Follow-on Contracts	0	0	2	223	2	0.022	223	0.010
Other	0	0	83	6,857	83	0.919	6,857	0.300
Unusual & Compelling Urgency	0	0	55	2,337	55	0.609	2,337	0.102
Mobilization/Essential R&D	0	0	4	254	4	0.044	254	0.011
International Agreement	0	0	0	0	0	0.000	0	0.000
National Security	0	0	0	0	0	0.000	0	0.000
Public Interest	0	0	3	56	3	0.033	56	0.002
Not Available for Competition	0	0	555	107,521	555	6.145	107,521	4.704
Synopsis of Procurement Prior to Award								
Synopsized Prior to Award	4	628	4,479	1,073,527	4,483	49.635	1,074,155	46.995
Not Synopsized due to Emergency	1	152	482	43,116	483	5.348	43,268	1.893
Not Synopsized for Other Reasons	6	152	4,060	1,168,097	4,066	45.018	1,168,249	51.112
Women Owned Business	0	0	462	52,677	462	5.115	52,677	2.305
Full and Open with Only One Bidder/Offeree	0	0	550	35,778	550	6.089	35,778	1.565

FEDERAL PROCUREMENT DATA SYSTEM
DEPARTMENT OF COMMERCE SNAPSHOT REPORT

Actions Reported in Summary on SF281

Fiscal Year 1988 Through Fourth Quarter

Part I - Total Prime Acquisition Actions

Acquisition Method	Number of Actions	Net Dollar Amount (000)				
		Total	Small Business Concerns	Large Business Concerns	Educational & Non-Profit Institutions	Outside U.S./ Outlying Areas
1. Total (2+7+8)	128,894	122,753				
2. Subtotal (3+4+5+6)	129,771	122,646	80,258	38,609	3,208	571
3. Formally Advertised (Including 2 Step)	15	46	37	9	0	0
4. Negotiated Competitive	32,340	41,594	33,389	7,835	278	92
5. Negotiated Non-Competitive	79,890	47,250	35,050	9,396	2,328	476
6. Procurement Under Another Agency's Contracts	16,526	33,756	11,782	21,369	602	3
6A. GSA Schedules	15,421	32,777	11,347	21,028	399	3
6B. Another Agency's Contracts	1,105	979	435	341	203	0
7. Directed Contracts For Foreign Governments	8	8				
8. Tariff Or Regulated Acquisitions	115	99				

Part II - Statistics on Selected Types of Acquisition

Type of Acquisition	Number of Actions	Net Dollar Amount (000)
9. Small Business Total Set-Asides	41,342	37,760
10. Small Business Partial Set-Asides	418	452
11. Total Labor Surplus Area Set-Asides	12	16
12. Total Labor Surplus Area/Small Business Set-Asides	47	166
13. Acquisitions From Minority and Disadvantaged Business Enterprises (13A + 13B)	6,900	4,023
13A. Directed to Large Or Small Minority Business Enterprises	6,852	3,808
13B. Small Business - Disadvantaged 8(A)	48	215
14. Women-Owned Business	7,216	5,097

DEPARTMENT OF COMMERCE SNAPSHOT REPORT

Actions Reported Individually on SF279

Fiscal Year 1988 Through Fourth Quarter

	PRE-CICA		POST-CICA		PRE- & POST-CICA			
	Actions	Dollars (000)	Actions	Dollars (000)	Actions	Percent of Actions	Dollars (000)	Percentage of Dollars (000)
Total	316	40,965	2,794	392,590	3,110	100.000	433,555	100.000
Subject To Statutory Requirements								
Walsh Healy Act - Mfg	141	17,492	946	156,388	1,087	34.952	173,880	40.106
Walsh Healy Act - Dealer	9	503	284	45,222	293	9.421	45,725	10.547
Service Contract Act	118	13,921	671	75,404	789	25.370	89,325	20.603
Davis Bacon Act	0	0	91	16,520	91	2.926	16,520	3.810
Not subject to Above 3 Acts	48	9,049	802	99,056	850	27.331	108,105	24.935
Kind of Contract Action								
Initial Letter Contract	0	0	0	0	0	0.000	0	0.000
Def. Cont. Superseding Letter Contract	0	0	0	0	0	0.000	0	0.000
New Definitive Contract	0	0	677	173,590	677	21.768	173,590	40.039
Order Under Agency's Contract	0	0	335	25,166	335	10.772	25,166	5.805
Modification	194	24,900	1,552	176,779	1,746	56.141	201,679	46.518
GSA Schedule	119	15,871	217	15,002	336	10.804	30,873	7.121
Order Under Other Agency's Contract	3	194	7	1,330	10	0.322	1,524	0.352
Termination for Default	0	0	3	171	3	0.096	171	0.039
Termination for Convenience	0	0	3	552	3	0.096	552	0.127
Labor Surplus Area (LSA)								
Total Set-Aside	0	0	2	3,864	2	0.064	3,864	0.891
Partial Set-Aside (DOD contracts)	0	0	0	0	0	0.000	0	0.000
Tie Bid Preference	0	0	8	391	8	0.257	391	0.090
Total LSA/Small Bus. Set-Aside	0	0	14	392	14	0.450	392	0.090
Comb. Sm. Bus. Partial LSA (DOD contracts)	0	0	0	0	0	0.000	0	0.000
Subtotal:	0	0	24	4,647	24	0.772	4,647	1.072
LSA No Preference Given	316	40,965	2,770	387,943	3,086	99.228	428,908	98.928
Product or Service								
Supplies & Equipment	46	4,576	448	148,840	494	15.884	153,416	35.386
Research & Development	2	-29	123	15,564	125	4.019	15,535	3.583
Construction	1	-9	110	17,233	111	3.569	17,224	3.973
Architect Engineering	3	1,397	22	5,110	25	0.804	6,507	1.501
Automatic Data Processing Services	59	7,272	200	27,881	259	8.328	35,153	8.108
ADP Equipment, Purchase & Lease	88	8,137	593	68,227	681	21.897	76,364	17.613
Real Property, Purchase & Lease	3	686	5	168	8	0.257	854	0.197
Other Services	114	18,935	1,293	109,567	1,407	45.241	128,502	29.639

FEDERAL PROCUREMENT DATA SYSTEM
DEPARTMENT OF COMMERCE SNAPSHOT REPORT
Actions Reported Individually on SF279
Fiscal Year 1988 Through Fourth Quarter

	PRE-CICA		POST-CICA		PRE- & POST-CICA			
	Actions	Dollars (000)	Actions	Dollars (000)	Actions	Percentage of Actions	Dollars (000)	Percentage of Dollars (000)
Methods of Contracting (Pre-CICA)								
2-step Formal Advertising	1	116	0	0	1	0.032	116	0.027
Other Formal Advertising	13	221	0	0	13	0.418	221	0.051
Negotiated Competitive	222	23,523	0	0	222	7.138	23,523	5.426
Negotiated Non-Competitive	46	9,043	0	0	46	1.479	9,043	2.086
Directed for Foreign Governments	2	51	0	0	2	0.064	51	0.012
Tariff or Regulated	6	6,715	0	0	6	0.193	6,715	1.549
8(a) Awards	26	1,296	0	0	26	0.836	1,296	0.299
Brand Name For Resale	0	0	0	0	0	0.000	0	0.000
Small Business Awards								
Small Business No Preference	71	6,572	809	54,579	880	28.296	61,151	14.105
Total Set-Asides	11	269	467	21,565	478	15.370	21,834	5.036
Partial Set-Asides	0	0	0	0	0	0.000	0	0.000
8(a) Awards	26	1,296	301	41,832	327	10.514	43,128	9.948
Subtotal:	108	8,137	1,577	117,976	1,685	54.180	126,113	29.088
Type of Contract								
Fixed Price	277	37,898	2,310	290,586	2,587	83.183	328,484	75.765
Cost Reimbursement	17	908	338	89,349	355	11.415	90,257	20.818
Time & Material	3	1,244	47	2,558	50	1.608	3,802	0.877
Labor Hour	19	915	99	10,097	118	3.794	11,012	2.540
Type of Contractor								
Business Concerns	307	40,845	2,606	364,409	2,913	93.666	405,254	93.472
Educational & Non-Profit	1	-5	56	14,326	57	1.833	14,321	3.303
State/Local Government	8	125	111	9,745	119	3.826	9,870	2.277
Non-defined	0	0	21	4,110	21	0.675	4,110	0.948
Full and Open Competition (Post-CICA)								
Normal Full & Open Competition	0	0	1,348	269,317	1,348	43.344	269,317	62.118
Architect Engineering	0	0	12	3,276	12	0.386	3,276	0.756
Basic Research	0	0	1	92	1	0.032	92	0.021
Multiple Award	0	0	239	14,078	239	7.685	14,078	3.247
Alternate Source	0	0	1	132	1	0.032	132	0.030
Small Business Set-Aside	0	0	453	21,173	453	14.566	21,173	4.884
LSA Set-Aside	0	0	0	0	0	0.000	0	0.000
LSA/Small Business Set-Aside	0	0	14	392	14	0.450	392	0.090
Authority for Other Than Full and Open Competition (Post-CICA)								
Competitive								
Only One Source	0	0	2	57	2	0.064	57	0.013
Follow-on Contracts	0	0	15	98	15	0.482	98	0.023
Other	0	0	3	1,785	3	0.096	1,785	0.412
Unusual & Compelling Urgency	0	0	63	2,483	63	2.026	2,483	0.573
Mobilization/Essential R&D	0	0	0	0	0	0.000	0	0.000
International Agreement	0	0	0	0	0	0.000	0	0.000
National Security	0	0	0	0	0	0.000	0	0.000
Public Interest	0	0	0	0	0	0.000	0	0.000
Non-Competitive								
Only One Source	0	0	132	15,707	132	4.244	15,707	3.623
Follow-on Contracts	0	0	4	4,732	4	0.129	4,732	1.091
Other	0	0	115	9,134	115	3.698	9,134	2.107
Unusual & Compelling Urgency	0	0	47	2,518	47	1.511	2,518	0.581
Mobilization/Essential R&D	0	0	7	2,223	7	0.225	2,223	0.513
International Agreement	0	0	0	0	0	0.000	0	0.000
National Security	0	0	0	0	0	0.000	0	0.000
Public Interest	0	0	0	0	0	0.000	0	0.000
Not Available for Competition	36	8,072	334	45,359	370	11.897	53,431	12.324
Synopsis of Procurement Prior to Award								
Synopsized Prior to Award	123	21,620	1,865	308,741	1,988	63.923	330,361	76.198
Not Synopsized due to Emergency	9	997	109	4,209	118	3.794	5,206	1.201
Not Synopsized for Other Reasons	184	18,348	820	79,640	1,004	32.283	97,988	22.601
Women Owned Business	12	514	153	14,412	165	5.305	14,926	3.443
Full and Open with Only One Bidder/Offeror	0	0	263	47,052	263	8.457	47,052	10.853

FEDERAL PROCUREMENT DATA SYSTEM
DEPARTMENT OF DEFENSE SNAPSHOT REPORT

Actions Reported in Summary on SF281

Fiscal Year 1988 Through Fourth Quarter

Part I - Total Prime Acquisition Actions

Acquisition Method	Number of Actions	Net Dollar Amount (000)				
		Total	Small Business Concerns	Large Business Concerns	Educational & Non-Profit Institutions	Outside U.S./ Outlying Areas
1. Total (2+7+8)	14,500,124	14,303,477				
2. Subtotal (3+4+5+6)	14,470,455	14,222,565				
3. Formally Advertised (Including 2 Step)	439,290	308,241	197,607	88,449	1,324	20,861
4. Negotiated Competitive	7,428,031	6,545,082	4,576,573	1,207,537	0	760,972
5. Negotiated Non-Competitive	5,660,373	5,708,116	1,521,217	3,823,584	116,577	246,738
6. Procurement Under Another Agency's Contracts	942,761	1,661,126	0*	0*	0*	0*
6A. GSA Schedules	666,973	1,313,211	0*	0*	0*	0*
6B. Another Agency's Contracts	275,788	347,915	0*	0*	0*	0*
7. Directed Contracts For Foreign Governments	29,669	80,912				
8. Tariff Or Regulated Acquisitions	0	0				

Part II - Statistics on Selected Types of Acquisition

Type of Acquisition	Number of Actions	Net Dollar Amount (000)
9. Small Business Total Set-Asides	6,205,744	4,460,700
10. Small Business Partial Set-Asides	0	0
11. Total Labor Surplus Area Set-Asides	2,253	6,347
12. Total Labor Surplus Area/Small Business Set-Asides	0	0
13. Acquisitions From Minority and Disadvantaged Business Enterprises (13A + 13B)	281,375	256,638
13A. Directed to Large Or Small Minority Business Enterprises	271,237	223,427
13B. Small Business - Disadvantaged 8(A)	10,138	33,211
14. Women-Owned Business	347,062	281,477

* DOD DOES NOT REPORT THIS DATA, THEREFORE DOLLARS DO NOT ADD ACROSS AND UP TO EQUAL THE LISTED TOTALS AND SUBTOTALS

DEPARTMENT OF DEFENSE SNAPSHOT REPORT

Actions Reported Individually on SF279

Fiscal Year 1988 Through Fourth Quarter

	PRE-CICA		POST-CICA		PRE- & POST-CICA			
	Actions	Dollars (000)	Actions	Dollars (000)	Actions	Percents of Actions	Dollars (000)	Percentage of Dollars (000)
Total	41,150	30,044,559	199,551	104,879,052	240,701	100.000	134,923,611	100.000
Subject To Statutory Requirements								
Walsh Healy Act - Mfg	17,465	20,816,438	92,014	71,704,864	109,479	45.483	92,521,302	68.573
Walsh Healy Act - Dealer	1,537	393,470	15,546	3,634,989	17,083	7.097	4,028,459	2.986
Service Contract Act	6,533	2,610,668	20,623	5,525,583	27,156	11.282	8,136,251	6.030
Davis Bacon Act	651	136,857	15,929	6,840,881	16,580	6.888	6,977,738	5.172
Not subject to Above 3 Acts	14,964	6,087,126	55,439	17,172,735	70,403	29.249	23,259,861	17.239
Kind of Contract Action								
Initial Letter Contract	46	134,761	421	1,649,464	467	0.194	1,784,225	1.322
Def. Cont. Superseding Letter Contract	60	898,856	310	1,396,206	370	0.154	2,295,062	1.701
New Definitive Contract	1,353	1,011,811	66,383	39,366,456	67,736	28.141	40,378,267	29.927
Order Under Agency's Contract	17,042	4,258,514	60,157	14,114,029	77,199	32.073	18,372,543	13.617
Modification	20,195	23,599,816	57,402	47,815,454	77,597	32.238	71,415,270	52.930
GSA Schedule	1,920	246,812	12,204	943,171	14,124	5.868	1,189,983	0.882
Order Under Other Agency's Contract	58	6,018	831	123,526	889	0.369	129,544	0.096
Termination for Default	107	-31,625	464	-183,570	571	0.237	-215,195	-0.159
Termination for Convenience	369	-80,404	1,379	-345,684	1,748	0.726	-426,088	-0.316
Labor Surplus Area (LSA)								
Total Set-Aside	9	510	8	1,805	17	0.007	2,315	0.002
Partial Set-Aside (DOD contracts)	0	0	50	29,939	50	0.021	29,939	0.022
Tie Bid Preference	0	0	10	1,566	10	0.004	1,566	0.001
Total LSA/Small Bus. Set-Aside	2	164	1	68	3	0.001	232	0.000
Comb. Sm. Bus. Partial LSA (DOD contracts)	0	0	59	57,512	59	0.025	57,512	0.043
Subtotal:	11	674	128	90,890	139	0.058	91,564	0.068
LSA No Preference Given	41,139	30,043,885	199,423	104,788,162	240,562	99.942	134,832,047	99.932
Product or Service								
Supplies & Equipment	12,095	12,842,352	89,862	62,120,444	101,957	42.358	74,962,796	55.559
Research & Development	4,612	9,015,527	21,257	13,480,599	25,869	10.747	22,496,126	16.673
Construction	1,120	320,145	20,452	8,393,396	21,572	8.962	8,713,541	6.458
Architect Engineering	1,507	211,945	8,308	1,937,123	9,815	4.078	2,149,068	1.593
Automatic Data Processing Services	1,399	303,250	3,070	885,159	4,469	1.857	1,188,409	0.881
ADP Equipment, Purchase & Lease	2,728	748,784	10,420	1,803,291	13,148	5.462	2,552,075	1.891
Real Property, Purchase & Lease	36	5,643	216	112,927	252	0.105	118,570	0.088
Other Services	17,653	6,596,913	45,966	16,146,113	63,619	26.431	22,743,026	16.856

FEDERAL PROCUREMENT DATA SYSTEM
DEPARTMENT OF DEFENSE SNAPSHOT REPORT
Actions Reported Individually on SF279
Fiscal Year 1988 Through Fourth Quarter

	PRE-CICA		POST-CICA		PRE- & POST-CICA			
	Actions	Dollars (000)	Actions	Dollars (000)	Actions	Percentage of Actions	Dollars (000)	Percentage of Dollars (000)
Methods of Contracting (Pre-CICA)								
2-step Formal Advertising	0	0	0	0	0	0.000	0	0.000
Other Formal Advertising	903	239,406	0	0	903	0.375	239,406	0.177
Negotiated Competitive	17,645	14,096,404	0	0	17,645	7.331	14,096,404	10.448
Negotiated Non-Competitive	11,619	9,218,951	0	0	11,619	4.827	9,218,951	6.833
Directed for Foreign Governments	4,739	4,998,692	0	0	4,739	1.969	4,998,692	3.705
Tariff or Regulated	5,436	1,317,139	0	0	5,436	2.258	1,317,139	0.976
8(a) Awards	808	173,967	0	0	808	0.336	173,967	0.129
Brand Name For Resale	0	0	0	0	0	0.000	0	0.000
Small Business Awards								
Small Business No Preference	3,276	471,105	34,777	6,962,028	38,053	15.809	7,433,133	5.509
Total Set-Asides	2,433	443,964	39,395	8,687,895	41,828	17.378	9,131,859	6.768
Partial Set-Asides	18	2,227	0	0	18	0.007	2,227	0.002
8(a) Awards	808	173,967	6,094	1,932,871	6,902	2.867	2,106,838	1.562
Subtotal:	6,535	1,091,263	80,266	17,582,794	86,801	36.062	18,674,057	13.840
Type of Contract								
Fixed Price	26,470	19,218,931	162,135	83,042,395	188,605	78.357	102,261,326	75.792
Cost Reimbursement	12,293	10,480,942	28,618	19,780,410	40,911	16.997	30,261,352	22.429
Time & Material	2,233	315,914	7,070	1,571,688	9,303	3.865	1,887,602	1.399
Labor Hour	154	28,772	1,728	484,559	1,882	0.782	513,331	0.380
Type of Contractor								
Business Concerns	36,535	27,954,278	178,365	96,598,214	214,900	89.281	124,552,492	92.313
Educational & Non-Profit	2,045	583,737	6,927	2,760,253	8,972	3.727	3,343,990	2.478
State/Local Government	0	0	56	9,661	56	0.023	9,661	0.007
Non-defined	2,570	1,506,544	14,203	5,510,924	16,773	6.968	7,017,468	5.201
Full and Open Competition (Post-CICA)								
Normal Full & Open Competition	0	0	79,753	39,019,755	79,753	33.134	39,019,755	28.920
Architect Engineering	0	0	4,821	521,838	4,821	2.003	521,838	0.387
Basic Research	0	0	4,662	890,308	4,662	1.937	890,308	0.660
Multiple Award	0	0	11,470	1,017,981	11,470	4.765	1,017,981	0.754
Alternate Source	0	0	295	1,880,492	295	0.123	1,880,492	1.394
Small Business Set-Aside	0	0	39,398	8,687,989	39,398	16.368	8,687,989	6.439
LSA Set-Aside	0	0	47	29,259	47	0.020	29,259	0.022
LSA/Small Business Set-Aside	0	0	0	0	0	0.000	0	0.000
Authority for Other Than Full and Open Competition (Post-CICA)								
Competitive								
Only One Source	0	0	727	374,614	727	0.302	374,614	0.278
Follow-on Contracts	0	0	28	25,579	28	0.012	25,579	0.019
Other	0	0	375	273,019	375	0.156	273,019	0.202
Unusual & Compelling Urgency	0	0	1,345	398,612	1,345	0.559	398,612	0.295
Mobilization/Essential R&D	0	0	1,667	4,423,406	1,667	0.693	4,423,406	3.278
International Agreement	0	0	22	40,028	22	0.009	40,028	0.030
National Security	0	0	492	387,451	492	0.204	387,451	0.287
Public Interest	0	0	4	-159	4	0.002	-159	0.000
Non-Competitive								
Only One Source	0	0	21,005	20,022,255	21,005	8.727	20,022,255	14.840
Follow-on Contracts	0	0	2,347	7,361,549	2,347	0.975	7,361,549	5.456
Other	0	0	9,924	8,686,023	9,924	4.123	8,686,023	6.438
Unusual & Compelling Urgency	0	0	4,452	2,345,411	4,452	1.850	2,345,411	1.738
Mobilization/Essential R&D	0	0	979	2,679,791	979	0.407	2,679,791	1.986
International Agreement	0	0	272	253,512	272	0.113	253,512	0.188
National Security	0	0	1,834	2,316,332	1,834	0.762	2,316,332	1.717
Public Interest	0	0	13	2,608	13	0.005	2,608	0.002
Not Available for Competition	11,140	6,546,752	13,619	3,241,399	24,759	10.286	9,788,151	7.255
Synopsis of Procurement Prior to Award								
Synopsized Prior to Award	24,061	21,190,477	142,284	88,778,119	166,345	69.109	109,968,596	81.504
Not Synopsized due to Emergency	822	256,677	8,255	2,991,437	9,077	3.771	3,248,114	2.407
Not Synopsized for Other Reasons	16,267	8,597,405	49,012	13,109,496	65,279	27.120	21,706,901	16.088
Women Owned Business	203	41,282	4,446	849,821	4,649	1.931	891,103	0.660
Full and Open with Only One Bidder/Officer	0	0	17,717	4,613,409	17,717	7.361	4,613,409	3.419

FEDERAL PROCUREMENT DATA SYSTEM
DEPARTMENT OF EDUCATION SNAPSHOT REPORT

Actions Reported in Summary on SF281
 Fiscal Year 1988 Through Fourth Quarter

Part I - Total Prime Acquisition Actions

Acquisition Method	Number of Actions	Net Dollar Amount (000)				
		Total	Small Business Concerns	Large Business Concerns	Educational & Non-Profit Institutions	Outside U.S./ Outlying Areas
1. Total (2+7+8)	6,926	5,839				
2. Subtotal (3+4+5+6)	6,926	5,839	4,407	1,273	159	0
3. Formally Advertised (Including 2 Step)	2	31	15	0	16	0
4. Negotiated Competitive	126	592	460	92	40	0
5. Negotiated Non-Competitive	6,452	4,269	3,697	479	93	0
6. Procurement Under Another Agency's Contracts	346	947	235	702	10	0
6A. GSA Schedules	337	542	235	697	10	0
6B. Another Agency's Contracts	9	5	0	5	0	0
7. Directed Contracts For Foreign Governments	0	0	0	0	0	0
8. Tariff Or Regulated Acquisitions	0	0	0	0	0	0

Part II - Statistics on Selected Types of Acquisition

Type of Acquisition	Number of Actions	Net Dollar Amount (000)
9. Small Business Total Set-Asides	692	1,702
10. Small Business Partial Set-Asides	0	0
11. Total Labor Surplus Area Set-Asides	0	0
12. Total Labor Surplus Area/Small Business Set-Asides	0	0
13. Acquisitions From Minority and Disadvantaged Business Enterprises (13A + 13B)	2	6
13A. Directed to Large Or Small Minority Business Enterprises	0	0
13B. Small Business - Disadvantaged 8(A)	2	6
14. Women-Owned Business	32	65

DEPARTMENT OF EDUCATION SNAPSHOT REPORT

Actions Reported Individually on SF279
 Fiscal Year 1988 Through Fourth Quarter

	PRE-CICA		POST-CICA		PRE- & POST-CICA			
	Actions	Dollars (000)	Actions	Dollars (000)	Actions	Percents of Actions	Dollars (000)	Percentage of Dollars (000)
Total	47	4,905	590	160,475	637	100.000	165,380	100.000
Subject To Statutory Requirements								
Walsh Healy Act - Mfg	0	0	14	577	14	2.198	577	0.349
Walsh Healy Act - Dealer	4	894	9	6,092	13	2.041	6,986	4.224
Service Contract Act	29	1,536	78	27,938	107	16.797	29,474	17.822
Davis Bacon Act	0	0	0	0	0	0.000	0	0.000
Not subject to Above 3 Acts	14	2,475	489	125,868	503	78.964	128,343	77.605
Kind of Contract Action								
Initial Letter Contract	0	0	1	1,177	1	0.157	1,177	0.712
Def. Cont. Superseding Letter Contract	0	0	2	1,475	2	0.314	1,475	0.892
New Definitive Contract	0	0	190	49,609	190	29.827	49,609	29.997
Order Under Agency's Contract	0	0	0	0	0	0.000	0	0.000
Modification	46	4,755	370	106,069	416	65.306	110,824	67.012
GSA Schedule	1	150	27	2,145	28	4.396	2,295	1.388
Order Under Other Agency's Contract	0	0	0	0	0	0.000	0	0.000
Termination for Default	0	0	0	0	0	0.000	0	0.000
Termination for Convenience	0	0	0	0	0	0.000	0	0.000
Labor Surplus Area (LSA)								
Total Set-Aside	0	0	0	0	0	0.000	0	0.000
Partial Set-Aside (DOD contracts)	0	0	0	0	0	0.000	0	0.000
Tie Bid Preference	0	0	0	0	0	0.000	0	0.000
Total LSA/Small Bus. Set-Aside	0	0	0	0	0	0.000	0	0.000
Comb. Sm. Bus. Partial LSA (DOD contracts) ..	0	0	0	0	0	0.000	0	0.000
Subtotal:	0	0	0	0	0	0.000	0	0.000
LSA No Preference Given	47	4,905	590	160,475	637	100.000	165,380	100.000
Product or Service								
Supplies & Equipment	0	0	9	399	9	1.413	399	0.241
Research & Development	0	0	73	12,002	73	11.460	12,002	7.257
Construction	0	0	0	0	0	0.000	0	0.000
Architect Engineering	0	0	0	0	0	0.000	0	0.000
Automatic Data Processing Services	37	3,373	94	36,497	131	20.565	39,870	24.108
ADP Equipment, Purchase & Lease	1	162	18	8,277	19	2.983	8,439	5.103
Real Property, Purchase & Lease	0	0	0	0	0	0.000	0	0.000
Other Services	9	1,370	396	103,300	405	63.579	104,670	63.291

FEDERAL PROCUREMENT DATA SYSTEM
DEPARTMENT OF EDUCATION SNAPSHOT REPORT

Actions Reported Individually on SF279

Fiscal Year 1988 Through Fourth Quarter

	PRE-CICA		POST-CICA		PRE- & POST-CICA			
	Actions	Dollars (000)	Actions	Dollars (000)	Actions	Percentage of Actions	Dollars (000)	Percentage of Dollars (000)
Methods of Contracting (Pre-CICA)								
2-step Formal Advertising	0	0	0	0	0	0.000	0	0.000
Other Formal Advertising	0	0	0	0	0	0.000	0	0.000
Negotiated Competitive	36	3,178	0	0	36	5.651	3,178	1.922
Negotiated Non-Competitive	0	0	0	0	0	0.000	0	0.000
Directed for Foreign Governments	0	0	0	0	0	0.000	0	0.000
Tariff or Regulated	0	0	0	0	0	0.000	0	0.000
8(a) Awards	11	1,727	0	0	11	1.727	1,727	1.044
Brand Name For Resale	0	0	0	0	0	0.000	0	0.000
Small Business Awards								
Small Business No Preference	10	845	66	11,074	76	11.931	11,919	7.207
Total Set-Asides	0	0	34	1,372	34	5.338	1,372	0.830
Partial Set-Asides	0	0	0	0	0	0.000	0	0.000
8(a) Awards	11	1,727	95	10,833	106	16.641	12,560	7.595
Subtotal:	21	2,572	195	23,279	216	33.909	25,851	15.631
Type of Contract								
Fixed Price	42	3,761	311	53,655	353	55.416	57,416	34.718
Cost Reimbursement	5	1,144	251	105,248	256	40.188	106,392	64.332
Time & Material	0	0	16	868	16	2.512	868	0.525
Labor Hour	0	0	12	704	12	1.884	704	0.426
Type of Contractor								
Business Concerns	43	3,830	402	71,691	445	69.859	75,521	45.665
Educational & Non-Profit	0	0	129	59,478	129	20.251	59,478	35.964
State/Local Government	4	1,075	59	29,306	63	9.890	30,381	18.370
Non-defined	0	0	0	0	0	0.000	0	0.000
Full and Open Competition (Post-CICA)								
Normal Full & Open Competition	0	0	334	123,929	334	52.433	123,929	74.936
Architect Engineering	0	0	0	0	0	0.000	0	0.000
Basic Research	0	0	0	0	0	0.000	0	0.000
Multiple Award	0	0	42	2,267	42	6.593	2,267	1.371
Alternate Source	0	0	0	0	0	0.000	0	0.000
Small Business Set-Aside	0	0	34	1,372	34	5.338	1,372	0.830
LSA Set-Aside	0	0	0	0	0	0.000	0	0.000
LSA/Small Business Set-Aside	0	0	0	0	0	0.000	0	0.000
Authority for Other Than Full and Open Competition (Post-CICA)								
Competitive								
Only One Source	0	0	26	1,150	26	4.082	1,150	0.695
Follow-on Contracts	0	0	0	0	0	0.000	0	0.000
Other	0	0	0	0	0	0.000	0	0.000
Unusual & Compelling Urgency	0	0	0	0	0	0.000	0	0.000
Mobilization/Essential R&D	0	0	0	0	0	0.000	0	0.000
International Agreement	0	0	0	0	0	0.000	0	0.000
National Security	0	0	0	0	0	0.000	0	0.000
Public Interest	0	0	0	0	0	0.000	0	0.000
Non-Competitive								
Only One Source	0	0	37	3,431	37	5.808	3,431	2.075
Follow-on Contracts	0	0	0	0	0	0.000	0	0.000
Other	0	0	5	247	5	0.785	247	0.149
Unusual & Compelling Urgency	0	0	2	106	2	0.314	106	0.064
Mobilization/Essential R&D	0	0	0	0	0	0.000	0	0.000
International Agreement	0	0	0	0	0	0.000	0	0.000
National Security	0	0	0	0	0	0.000	0	0.000
Public Interest	0	0	1	29	1	0.157	29	0.018
Not Available for Competition	11	1,727	109	27,944	120	18.838	29,671	17.941
Synopsis of Procurement Prior to Award								
Synopsized Prior to Award	46	4,755	445	133,912	491	77.080	138,667	83.848
Not Synopsized due to Emergency	1	150	1	1	2	0.314	151	0.091
Not Synopsized for Other Reasons	0	0	144	26,562	144	22.606	26,562	16.061
Women Owned Business	1	65	27	5,511	28	4.396	5,576	3.372
Full and Open with Only One Bidder/Offeror	0	0	93	29,326	93	14.600	29,326	17.732

FEDERAL PROCUREMENT DATA SYSTEM
DEPARTMENT OF ENERGY SNAPSHOT REPORT
Actions Reported in Summary on SF281
Fiscal Year 1988 Through Fourth Quarter

Part I - Total Prime Acquisition Actions

Acquisition Method	Number of Actions	Net Dollar Amount (000)				
		Total	Small Business Concerns	Large Business Concerns	Educational & Non-Profit Institutions	Outside U.S./ Outlying Areas
1. Total (2+7+8)	20,507	37,914				
2. Subtotal (3+4+5+6)	20,484	37,822				
3. Formally Advertised (Including 2 Step)	35	300	23,422	13,422	931	47
4. Negotiated Competitive	5,944	14,280	279	21	0	0
5. Negotiated Non-Competitive	10,871	11,138	11,361	2,667	252	0
6. Procurement Under Another Agency's Contracts	3,634	12,104	6,901	3,676	514	47
6A. GSA Schedules	3,329	11,339	4,881	7,058	165	0
6B. Another Agency's Contracts	305	765	4,702	6,616	21	0
7. Directed Contracts For Foreign Governments	1	3	179	442	144	0
8. Tariff Or Regulated Acquisitions	22	89				

Part II - Statistics on Selected Types of Acquisition

Type of Acquisition	Number of Actions	Net Dollar Amount (000)
9. Small Business Total Set-Asides	9,164	13,224
10. Small Business Partial Set-Asides	449	706
11. Total Labor Surplus Area Set-Asides	697	646
12. Total Labor Surplus Area/Small Business Set-Asides	2,815	3,974
13. Acquisitions From Minority and Disadvantaged Business Enterprises (13A + 13B)	1,676	1,808
13A. Directed to Large Or Small Minority Business Enterprises	1,236	1,097
13B. Small Business - Disadvantaged 8(A)	440	711
14. Women-Owned Business	1,264	1,734

DEPARTMENT OF ENERGY SNAPSHOT REPORT
Actions Reported Individually on SF279
Fiscal Year 1988 Through Fourth Quarter

	PRE-CICA		POST-CICA		PRE- & POST-CICA			
	Actions	Dollars (000)	Actions	Dollars (000)	Actions	Percents of Actions	Dollars (000)	Percentage of Dollars (000)
Total	1,596	10,510,577	4,817	3,932,552	6,413	100.000	14,443,129	100.000
Subject To Statutory Requirements								
Walsh Healy Act - Mfg	166	188,093	223	497,554	389	6.066	685,647	4.747
Walsh Healy Act - Dealer	13	4,304	54	8,598	67	1.045	12,902	0.089
Service Contract Act	184	360,108	514	204,504	698	10.884	564,612	3.909
Davis Bacon Act	42	65,017	711	171,326	753	11.742	236,343	1.636
Not subject to Above 3 Acts	1,191	9,893,055	3,315	3,050,570	4,506	70.264	12,943,625	89.618
Kind of Contract Action								
Initial Letter Contract	0	0	9	13,536	9	0.140	13,536	0.094
Def. Cont. Superseding Letter Contract	0	0	12	4,623	12	0.187	4,623	0.032
New Definitive Contract	1	89	750	731,723	751	11.711	731,812	5.067
Order Under Agency's Contract	13	3,929	244	15,535	257	4.007	19,464	0.135
Modification	1,558	10,504,693	3,427	3,151,504	4,985	77.733	13,656,197	94.552
GSA Schedule	22	1,877	369	15,512	391	6.097	17,389	0.120
Order Under Other Agency's Contract	0	0	1	220	1	0.016	220	0.002
Termination for Default	0	0	0	0	0	0.000	0	0.000
Termination for Convenience	2	-11	5	-101	7	0.109	-112	-0.001
Labor Surplus Area (LSA)								
Total Set-Aside	8	3,764	8	333	16	0.249	4,097	0.028
Partial Set-Aside (DOD contracts)	0	0	0	0	0	0.000	0	0.000
Tie Bid Preference	0	0	4	662	4	0.062	662	0.005
Total LSA/Small Bus. Set-Aside	3	202	68	8,922	71	1.107	9,124	0.063
Comb. Sm. Bus. Partial LSA (DOD contracts)	0	0	0	0	0	0.000	0	0.000
Subtotal:	11	3,966	80	9,917	91	1.419	13,883	0.096
LSA No Preference Given	1,585	10,506,611	4,737	3,922,635	6,322	98.581	14,429,246	99.904
Product or Service								
Supplies & Equipment	146	28,312	438	894,925	584	9.107	923,237	6.392
Research & Development	453	371,608	1,315	667,767	1,768	27.569	1,039,375	7.196
Construction	53	137,574	742	179,309	795	12.397	316,883	2.194
Architect Engineering	145	52,568	216	37,519	361	5.629	90,087	0.624
Automatic Data Processing Services	73	26,071	139	41,760	212	3.306	67,831	0.470
ADP Equipment, Purchase & Lease	64	4,889	437	24,763	501	7.812	29,652	0.205
Real Property, Purchase & Lease	5	538	5	1,334	10	0.156	1,872	0.013
Other Services	657	9,889,017	1,525	2,085,175	2,182	34.025	11,974,192	82.906

FEDERAL PROCUREMENT DATA SYSTEM
DEPARTMENT OF ENERGY SNAPSHOT REPORT

Actions Reported Individually on SF279
 Fiscal Year 1988 Through Fourth Quarter

	PRE-CICA		POST-CICA		PRE- & POST-CICA			
	Actions	Dollars (000)	Actions	Dollars (000)	Actions	Percentage of Actions	Dollars (000)	Percentage of Dollars (000)
Methods of Contracting (Pre-CICA)								
2-step Formal Advertising	17	537	0	0	17	0.265	537	0.004
Other Formal Advertising	21	673	0	0	21	0.327	673	0.005
Negotiated Competitive	727	2,130,002	0	0	727	11.336	2,130,002	14.748
Negotiated Non-Competitive	695	8,097,293	0	0	695	10.837	8,097,293	56.063
Directed for Foreign Governments	0	0	0	0	0	0.000	0	0.000
Tariff or Regulated	26	260,841	0	0	26	0.405	260,841	1.806
8(a) Awards	110	21,231	0	0	110	1.715	21,231	0.147
Brand Name For Resale	0	0	0	0	0	0.000	0	0.000
Small Business Awards								
Small Business No Preference	172	27,967	1,013	158,891	1,185	18.478	186,858	1.294
Total Set-Asides	84	6,572	704	102,826	788	12.288	109,398	0.757
Partial Set-Asides	0	0	0	0	0	0.000	0	0.000
8(a) Awards	110	21,231	805	172,164	915	14.268	193,395	1.339
Subtotal:	366	55,770	2,522	433,881	2,888	45.034	489,651	3.390
Type of Contract								
Fixed Price	414	307,924	2,760	1,326,401	3,174	49.493	1,634,325	11.316
Cost Reimbursement	1,169	10,201,901	1,981	2,599,726	3,150	49.119	12,801,627	88.635
Time & Material	5	314	39	4,665	44	0.686	4,979	0.034
Labor Hour	8	438	37	1,760	45	0.702	2,198	0.015
Type of Contractor								
Business Concerns	1,254	7,665,241	4,226	2,746,259	5,480	85.451	10,411,500	72.086
Educational & Non-Profit	159	513,072	379	716,878	538	8.389	1,229,950	8.516
State/Local Government	180	2,332,314	191	51,435	371	5.785	2,383,749	16.504
Non-defined	3	-50	21	417,980	24	0.374	417,930	2.894
Full and Open Competition (Post-CICA)								
Normal Full & Open Competition	0	0	1,607	1,700,157	1,607	25.058	1,700,157	11.771
Architect Engineering	0	0	95	26,243	95	1.481	26,243	0.182
Basic Research	0	0	275	129,796	275	4.288	129,796	0.899
Multiple Award	0	0	561	17,730	561	8.748	17,730	0.123
Alternate Source	0	0	1	546	1	0.016	546	0.004
Small Business Set-Aside	0	0	669	97,460	669	10.432	97,460	0.675
LSA Set-Aside	0	0	0	0	0	0.000	0	0.000
LSA/Small Business Set-Aside	0	0	35	5,366	35	0.546	5,366	0.037
Authority for Other Than Full and Open Competition (Post-CICA)								
Competitive								
Only One Source	0	0	6	3,279	6	0.094	3,279	0.023
Follow-on Contracts	0	0	0	0	0	0.000	0	0.000
Other	0	0	4	5,918	4	0.062	5,918	0.041
Unusual & Compelling Urgency	0	0	2	201	2	0.031	201	0.001
Mobilization/Essential R&D	0	0	2	-1,325	2	0.031	-1,325	-0.009
International Agreement	0	0	0	0	0	0.000	0	0.000
National Security	0	0	0	0	0	0.000	0	0.000
Public Interest	0	0	1	-5	1	0.016	-5	0.000
Non-Competitive								
Only One Source	0	0	179	57,172	179	2.791	57,172	0.396
Follow-on Contracts	0	0	40	109,366	40	0.624	109,366	0.757
Other	0	0	67	231,125	67	1.045	231,125	1.600
Unusual & Compelling Urgency	0	0	31	716,886	31	0.483	716,886	4.964
Mobilization/Essential R&D	0	0	53	277,754	53	0.826	277,754	1.923
International Agreement	0	0	0	0	0	0.000	0	0.000
National Security	0	0	5	2,424	5	0.078	2,424	0.017
Public Interest	0	0	0	0	0	0.000	0	0.000
Not Available for Competition	136	282,072	860	551,174	996	15.531	833,246	5.769
Synopsis of Procurement Prior to Award								
Synopsized Prior to Award	313	1,457,470	1,991	792,410	2,304	35.927	2,249,880	15.578
Not Synopsized due to Emergency	1	2	28	45,214	29	0.452	45,216	0.313
Not Synopsized for Other Reasons	1,282	9,053,105	2,798	3,094,928	4,080	63.621	12,148,033	84.109
Women Owned Business	10	437	176	38,454	186	2.900	38,891	0.269
Full and Open with Only One Bidder/Offeree	0	0	307	163,059	307	4.787	163,059	1.129

FEDERAL PROCUREMENT DATA SYSTEM

DEPT OF HEALTH AND HUMAN SERVICES SNAPSHOT REPORT

Actions Reported in Summary on SF281

Fiscal Year 1988 Through Fourth Quarter

Part I - Total Prime Acquisition Actions

Acquisition Method	Number of Actions	Net Dollar Amount (000)				
		Total	Small Business Concerns	Large Business Concerns	Educational & Non-Profit Institutions	Outside U.S./ Outlying Areas
1. Total (2+7+8)	887,310	607,217				
2. Subtotal (3+4+5+6)	887,310	607,217				
3. Formally Advertised (Including 2 Step)	29	268	334,029	232,303	38,271	2,614
4. Negotiated Competitive	42,900	88,728	160	73	35	0
5. Negotiated Non-Competitive	696,844	329,471	64,037	22,158	2,408	125
6. Procurement Under Another Agency's Contracts	147,537	188,750	212,678	82,875	31,429	2,489
6A. GSA Schedules	136,519	167,400	57,154	127,197	4,399	0
6B. Another Agency's Contracts	11,018	21,350	51,116	113,965	2,319	0
7. Directed Contracts For Foreign Governments	0	0	6,038	13,232	2,080	0
8. Tariff Or Regulated Acquisitions	0	0				

Part II - Statistics on Selected Types of Acquisition

Type of Acquisition	Number of Actions	Net Dollar Amount (000)
9. Small Business Total Set-Asides	271,367	198,289
10. Small Business Partial Set-Asides	764	374
11. Total Labor Surplus Area Set-Asides	9,738	7,925
12. Total Labor Surplus Area/Small Business Set-Asides	21,161	12,251
13. Acquisitions From Minority and Disadvantaged Business Enterprises (13A + 13B)	10,923	12,453
13A. Directed to Large Or Small Minority Business Enterprises	9,296	10,439
13B. Small Business - Disadvantaged 8(A)	1,627	2,014
14. Women-Owned Business	23,289	13,630

DEPT OF HEALTH AND HUMAN SERVICES SNAPSHOT REPORT

Actions Reported Individually on SF279

Fiscal Year 1988 Through Fourth Quarter

	PRE-CICA		POST-CICA		PRE- & POST-CICA			
	Actions	Dollars (000)	Actions	Dollars (000)	Actions	Percents of Actions	Dollars (000)	Percentage of Dollars (000)
Total	196	34,341	3,908	948,834	4,104	100.000	983,175	100.000
Subject To Statutory Requirements								
Walsh Healy Act - Mfg	15	3,714	199	63,790	214	5.214	67,504	6.866
Walsh Healy Act - Dealer	56	6,822	719	117,662	775	18.884	124,484	12.661
Service Contract Act	84	17,121	2,338	676,617	2,422	59.016	693,738	70.561
Davis Bacon Act	11	1,650	174	36,509	185	4.508	38,159	3.881
Not subject to Above 3 Acts	30	5,034	478	54,256	508	12.378	59,290	6.030
Kind of Contract Action								
Initial Letter Contract	0	0	1	60	1	0.024	60	0.006
Def. Cont. Superseding Letter Contract	0	0	0	0	0	0.000	0	0.000
New Definitive Contract	1	66	1,004	337,565	1,005	24.488	337,631	34.341
Order Under Agency's Contract	2	-11	296	14,440	298	7.261	14,429	1.468
Modification	142	30,651	1,803	509,131	1,945	47.393	539,782	54.902
GSA Schedule	51	3,635	766	81,349	817	19.907	84,984	8.644
Order Under Other Agency's Contract	0	0	38	6,289	38	0.926	6,289	0.640
Termination for Default	0	0	0	0	0	0.000	0	0.000
Termination for Convenience	0	0	0	0	0	0.000	0	0.000
Labor Surplus Area (LSA)								
Total Set-Aside	1	965	5	1,471	6	0.146	2,436	0.248
Partial Set-Aside (DOD contracts)	0	0	0	0	0	0.000	0	0.000
Tie Bid Preference	0	0	0	0	0	0.000	0	0.000
Total LSA/Small Bus. Set-Aside	1	148	16	5,665	17	0.414	5,813	0.591
Comb. Sm. Bus. Partial LSA (DOD contracts)	0	0	0	0	0	0.000	0	0.000
Subtotal:	2	1,113	21	7,136	23	0.560	8,249	0.839
LSA No Preference Given	194	33,228	3,887	941,698	4,081	99.440	974,926	99.161
Product or Service								
Supplies & Equipment	46	4,054	458	82,404	504	12.281	86,458	8.794
Research & Development	25	5,485	1,121	361,995	1,146	27.924	367,480	37.377
Construction	11	1,650	178	37,446	189	4.605	39,096	3.977
Architect Engineering	4	2,618	51	10,903	55	1.340	13,521	1.375
Automatic Data Processing Services	23	5,853	147	33,429	170	4.142	39,282	3.995
ADP Equipment, Purchase & Lease	11	3,041	397	75,489	408	9.942	78,530	7.987
Real Property, Purchase & Lease	0	0	0	0	0	0.000	0	0.000
Other Services	76	11,640	1,556	347,168	1,632	39.766	358,808	36.495

FEDERAL PROCUREMENT DATA SYSTEM
DEPT OF HEALTH AND HUMAN SERVICES SNAPSHOT REPORT
Actions Reported Individually on SF279
Fiscal Year 1988 Through Fourth Quarter

	PRE-CICA		POST-CICA		PRE- & POST-CICA			
	Actions	Dollars (000)	Actions	Dollars (000)	Actions	Percentage of Actions	Dollars (000)	Percentage of Dollars (000)
Methods of Contracting (Pre-CICA)								
2-step Formal Advertising	1	613	0	0	1	0.024	613	0.062
Other Formal Advertising	12	743	0	0	12	0.292	743	0.076
Negotiated Competitive	141	25,830	0	0	141	3.436	25,830	2.627
Negotiated Non-Competitive	24	1,097	0	0	24	0.585	1,097	0.112
Directed for Foreign Governments	0	0	0	0	0	0.000	0	0.000
Tariff or Regulated	0	0	0	0	0	0.000	0	0.000
8(a) Awards	18	6,058	0	0	18	0.439	6,058	0.616
Brand Name For Resale	0	0	0	0	0	0.000	0	0.000
Small Business Awards								
Small Business No Preference	47	6,870	642	128,512	689	16.788	135,382	13.770
Total Set-Asides	8	2,795	219	36,883	227	5.531	39,678	4.036
Partial Set-Asides	0	0	0	0	0	0.000	0	0.000
8(a) Awards	18	6,058	288	77,526	306	7.456	83,584	8.501
Subtotal:	73	15,723	1,149	242,921	1,222	29.776	258,644	26.307
Type of Contract								
Fixed Price	141	22,518	2,169	375,996	2,310	56.287	398,514	40.533
Cost Reimbursement	53	11,834	1,665	563,748	1,718	41.862	575,582	58.543
Time & Material	0	0	10	2,392	10	0.244	2,392	0.243
Labor Hour	2	-11	64	6,698	66	1.608	6,687	0.680
Type of Contractor								
Business Concerns	156	29,224	2,506	556,065	2,662	64.864	585,289	59.531
Educational & Non-Profit	29	3,212	765	248,467	794	19.347	251,679	25.599
State/Local Government	11	1,905	635	143,723	646	15.741	145,628	14.812
Non-defined	0	0	2	579	2	0.049	579	0.059
Full and Open Competition (Post-CICA)								
Normal Full & Open Competition	0	0	1,828	492,624	1,828	44.542	492,624	50.105
Architect Engineering	0	0	25	5,253	25	0.609	5,253	0.534
Basic Research	0	0	0	0	0	0.000	0	0.000
Multiple Award	0	0	759	82,571	759	18.494	82,571	8.398
Alternate Source	0	0	0	0	0	0.000	0	0.000
Small Business Set-Aside	0	0	210	34,951	210	5.117	34,951	3.555
LSA Set-Aside	0	0	3	337	3	0.073	337	0.034
LSA/Small Business Set-Aside	0	0	9	1,932	9	0.219	1,932	0.197
Authority for Other Than Full and Open Competition (Post-CICA)								
Competitive								
Only One Source	0	0	2	126	2	0.049	126	0.013
Follow-on Contracts	0	0	1	137	1	0.024	137	0.014
Other	0	0	6	4,336	6	0.146	4,336	0.441
Unusual & Compelling Urgency	0	0	5	820	5	0.122	820	0.083
Mobilization/Essential R&D	0	0	0	0	0	0.000	0	0.000
International Agreement	0	0	3	418	3	0.073	418	0.043
National Security	0	0	0	0	0	0.000	0	0.000
Public Interest	0	0	0	0	0	0.000	0	0.000
Non-Competitive								
Only One Source	0	0	162	69,917	162	3.947	69,917	7.111
Follow-on Contracts	0	0	33	12,626	33	0.804	12,626	1.284
Other	0	0	104	25,264	104	2.534	25,264	2.570
Unusual & Compelling Urgency	0	0	28	11,426	28	0.682	11,426	1.162
Mobilization/Essential R&D	0	0	1	100	1	0.024	100	0.010
International Agreement	0	0	17	4,697	17	0.414	4,697	0.478
National Security	0	0	0	0	0	0.000	0	0.000
Public Interest	0	0	1	30	1	0.024	30	0.003
Not Available for Competition	18	6,058	711	201,269	729	17.763	207,327	21.087
Synopsis of Procurement Prior to Award								
Synopsized Prior to Award	72	12,384	2,356	662,963	2,428	59.162	675,347	68.690
Not Synopsized due to Emergency	26	4,440	160	40,291	186	4.532	44,731	4.550
Not Synopsized for Other Reasons	98	17,517	1,392	245,580	1,490	36.306	263,097	26.760
Women Owned Business	3	1,288	167	35,962	170	4.142	37,250	3.789
Full and Open with Only One Bidder/Offeror	0	0	1,066	294,024	1,066	25.975	294,024	29.906

FEDERAL PROCUREMENT DATA SYSTEM

DEPT OF HOUSING AND URBAN DEVELOPMENT SNAPSHOT REPORT

Actions Reported in Summary on SF281

Fiscal Year 1988 Through Fourth Quarter

Part I - Total Prime Acquisition Actions

Acquisition Method	Number of Actions	Net Dollar Amount (000)				
		Total	Small Business Concerns	Large Business Concerns	Educational & Non-Profit Institutions	Outside U.S./ Outlying Areas
1. Total (2+7+8)	16,033	16,994				
2. Subtotal (3+4+5+6)	16,033	16,994	8,885	8,027	82	0
3. Formally Advertised (Including 2 Step)	0	0	0	0	0	0
4. Negotiated Competitive	2,512	3,416	2,226	1,189	1	0
5. Negotiated Non-Competitive	8,869	5,233	3,574	1,592	67	0
6. Procurement Under Another Agency's Contracts	4,652	8,345	3,085	5,246	14	0
6A. GSA Schedules	4,540	8,272	3,063	5,209	0	0
6B. Another Agency's Contracts	112	73	22	37	14	0
7. Directed Contracts For Foreign Governments	0	0				
8. Tariff Or Regulated Acquisitions	0	0				

Part II - Statistics on Selected Types of Acquisition

Type of Acquisition	Number of Actions	Net Dollar Amount (000)
9. Small Business Total Set-Asides	250	241
10. Small Business Partial Set-Asides	0	0
11. Total Labor Surplus Area Set-Asides	23	21
12. Total Labor Surplus Area/Small Business Set-Asides	101	103
13. Acquisitions From Minority and Disadvantaged Business Enterprises (13A + 13B)	466	466
13A. Directed to Large Or Small Minority Business Enterprises	454	444
13B. Small Business - Disadvantaged 8(A)	12	22
14. Women-Owned Business	272	538

DEPT OF HOUSING AND URBAN DEVELOPMENT SNAPSHOT REPORT

Actions Reported Individually on SF279

Fiscal Year 1988 Through Fourth Quarter

	PRE-CICA		POST-CICA		PRE- & POST-CICA			
	Actions	Dollars (000)	Actions	Dollars (000)	Actions	Percents of Actions	Dollars (000)	Percentage of Dollars (000)
Total	89	32,737	521	86,269	610	100.000	119,006	100.000
Subject To Statutory Requirements								
Walsh Healy Act - Mfg	0	0	36	2,185	36	5.902	2,185	1.836
Walsh Healy Act - Dealer	0	0	29	3,642	29	4.754	3,642	3.060
Service Contract Act	8	415	86	6,208	94	15.410	6,623	5.565
Davis Bacon Act	0	0	6	1,172	6	0.984	1,172	0.985
Not subject to Above 3 Acts	81	32,322	364	73,062	445	72.951	105,384	88.554
Kind of Contract Action								
Initial Letter Contract	0	0	1	80	1	0.164	80	0.067
Def. Cont. Superseding Letter Contract	0	0	0	0	0	0.000	0	0.000
New Definitive Contract	0	0	45	27,411	45	7.377	27,411	23.033
Order Under Agency's Contract	13	1,552	156	5,790	169	27.705	7,342	6.169
Modification	74	31,183	266	49,512	340	55.738	80,695	67.808
GSA Schedule	1	27	53	3,476	54	8.852	3,503	2.944
Order Under Other Agency's Contract	0	0	0	0	0	0.000	0	0.000
Termination for Default	0	0	0	0	0	0.000	0	0.000
Termination for Convenience	1	-25	0	0	1	0.164	-25	-0.021
Labor Surplus Area (LSA)								
Total Set-Aside	3	19	30	2,099	33	5.410	2,118	1.780
Partial Set-Aside (DOD contracts)	0	0	0	0	0	0.000	0	0.000
Tie Bid Preference	0	0	0	0	0	0.000	0	0.000
Total LSA/Small Bus. Set-Aside	0	0	18	3,306	18	2.951	3,306	2.778
Comb. Sm. Bus. Partial LSA (DOD contracts)	0	0	0	0	0	0.000	0	0.000
Subtotal:	3	19	48	5,405	51	8.361	5,424	4.558
LSA No Preference Given	86	32,718	473	80,864	559	91.639	113,582	95.442
Product or Service								
Supplies & Equipment	3	544	33	1,901	36	5.902	2,445	2.055
Research & Development	1	-25	3	107	4	0.656	82	0.069
Construction	1	3	52	5,207	53	8.689	5,210	4.378
Architect Engineering	0	0	0	0	0	0.000	0	0.000
Automatic Data Processing Services	24	17,231	111	26,938	135	22.131	44,169	37.115
ADP Equipment, Purchase & Lease	4	746	29	8,823	33	5.410	9,569	8.041
Real Property, Purchase & Lease	0	0	0	0	0	0.000	0	0.000
Other Services	56	14,238	293	43,293	349	57.213	57,531	48.343

FEDERAL PROCUREMENT DATA SYSTEM
DEPT OF HOUSING AND URBAN DEVELOPMENT SNAPSHOT REPORT
Actions Reported Individually on SF279
Fiscal Year 1988 Through Fourth Quarter

	PRE-CICA		POST-CICA		PRE- & POST-CICA			
	Actions	Dollars (000)	Actions	Dollars (000)	Actions	Percentage of Actions	Dollars (000)	Percentage of Dollars (000)
Methods of Contracting (Pre-CICA)								
2-step Formal Advertising	0	0	0	0	0	0.000	0	0.000
Other Formal Advertising	0	0	0	0	0	0.000	0	0.000
Negotiated Competitive	48	18,906	0	0	48	7.869	18,906	15.887
Negotiated Non-Competitive	11	6,279	0	0	11	1.803	6,279	5.276
Directed for Foreign Governments	0	0	0	0	0	0.000	0	0.000
Tariff or Regulated	0	0	0	0	0	0.000	0	0.000
8(a) Awards	30	7,552	0	0	30	4.918	7,552	6.346
Brand Name For Resale	0	0	0	0	0	0.000	0	0.000
Small Business Awards								
Small Business No Preference	15	3,750	129	32,107	144	23.607	35,857	30.130
Total Set-Asides	1	3	131	1,735	132	21.639	1,738	1.460
Partial Set-Asides	0	0	0	0	0	0.000	0	0.000
8(a) Awards	30	7,552	94	14,224	124	20.328	21,776	18.298
Subtotal:	46	11,305	354	48,066	400	65.574	59,371	49.889
Type of Contract								
Fixed Price	64	25,157	329	29,251	393	64.426	54,408	45.719
Cost Reimbursement	24	7,224	183	56,796	207	33.934	64,020	53.796
Time & Material	1	356	5	127	6	0.984	483	0.406
Labor Hour	0	0	4	95	4	0.656	95	0.080
Type of Contractor								
Business Concerns	80	30,104	503	81,757	583	95.574	111,861	93.996
Educational & Non-Profit	8	2,658	18	4,512	26	4.262	7,170	6.025
State/Local Government	1	-25	0	0	1	0.164	-25	-0.021
Non-defined	0	0	0	0	0	0.000	0	0.000
Full and Open Competition (Post-CICA)								
Normal Full & Open Competition	0	0	171	58,131	171	28.033	58,131	48.847
Architect Engineering	0	0	2	19	2	0.328	19	0.016
Basic Research	0	0	0	0	0	0.000	0	0.000
Multiple Award	0	0	80	4,930	80	13.115	4,930	4.143
Alternate Source	0	0	0	0	0	0.000	0	0.000
Small Business Set-Aside	0	0	124	1,151	124	20.328	1,151	0.967
LSA Set-Aside	0	0	11	1,343	11	1.803	1,343	1.129
LSA/Small Business Set-Aside	0	0	10	2,142	10	1.639	2,142	1.800
Authority for Other Than Full and Open Competition (Post-CICA)								
Competitive								
Only One Source	0	0	0	0	0	0.000	0	0.000
Follow-on Contracts	0	0	0	0	0	0.000	0	0.000
Other	0	0	0	0	0	0.000	0	0.000
Unusual & Compelling Urgency	0	0	2	249	2	0.328	249	0.209
Mobilization/Essential R&D	0	0	0	0	0	0.000	0	0.000
International Agreement	0	0	0	0	0	0.000	0	0.000
National Security	0	0	0	0	0	0.000	0	0.000
Public Interest	0	0	0	0	0	0.000	0	0.000
Non-Competitive								
Only One Source	0	0	3	267	3	0.492	267	0.224
Follow-on Contracts	0	0	5	31	5	0.820	31	0.026
Other	0	0	4	155	4	0.656	155	0.130
Unusual & Compelling Urgency	0	0	1	100	1	0.164	100	0.084
Mobilization/Essential R&D	0	0	0	0	0	0.000	0	0.000
International Agreement	0	0	0	0	0	0.000	0	0.000
National Security	0	0	2	798	2	0.328	798	0.671
Public Interest	0	0	0	0	0	0.000	0	0.000
Not Available for Competition	30	7,552	106	16,953	136	22.295	24,505	20.591
Synopsis of Procurement Prior to Award								
Synopsized Prior to Award	58	29,020	110	31,435	168	27.541	60,455	50.800
Not Synopsized due to Emergency	0	0	27	1,466	27	4.426	1,466	1.232
Not Synopsized for Other Reasons	31	3,717	384	53,368	415	68.033	57,085	47.968
Women Owned Business	0	0	101	2,736	101	16.557	2,736	2.299
Full and Open with Only One Bidder/Offeror	0	0	201	37,340	201	32.951	37,340	31.377

FEDERAL PROCUREMENT DATA SYSTEM
DEPARTMENT OF INTERIOR SNAPSHOT REPORT
Actions Reported in Summary on SF281
Fiscal Year 1988 Through Fourth Quarter

Part I - Total Prime Acquisition Actions

Acquisition Method	Number of Actions	Net Dollar Amount (000)				
		Total	Small Business Concerns	Large Business Concerns	Educational & Non-Profit Institutions	Outside U.S./Outlying Areas
1. Total (2+7+8)	536,131	405,588				
2. Subtotal (3+4+5+6)	531,888	403,871	282,439	109,134	11,686	612
3. Formally Advertised (Including 2 Step)	1,517	7,696	6,738	942	16	0
4. Negotiated Competitive	218,099	185,797	161,728	22,152	1,555	362
5. Negotiated Non-Competitive	234,440	95,214	68,505	18,918	7,579	212
6. Procurement Under Another Agency's Contracts	77,832	115,164	45,468	67,122	2,536	38
6A. GSA Schedules	63,217	98,377	37,490	59,806	1,043	38
6B. Another Agency's Contracts	14,615	16,787	7,978	7,316	1,493	0
7. Directed Contracts For Foreign Governments	34	60				
8. Tariff Or Regulated Acquisitions	4,209	1,657				

Part II - Statistics on Selected Types of Acquisition

Type of Acquisition	Number of Actions	Net Dollar Amount (000)
9. Small Business Total Set-Asides	208,244	123,928
10. Small Business Partial Set-Asides	1,265	1,265
11. Total Labor Surplus Area Set-Asides	20,899	13,421
12. Total Labor Surplus Area/Small Business Set-Asides	44,244	19,725
13. Acquisitions From Minority and Disadvantaged Business Enterprises (13A + 13B)	9,552	13,271
13A. Directed to Large Or Small Minority Business Enterprises	9,552	13,271
13B. Small Business - Disadvantaged 8(A)	0	0
14. Women-Owned Business	6,816	7,139

DEPARTMENT OF INTERIOR SNAPSHOT REPORT
Actions Reported Individually on SF279
Fiscal Year 1988 Through Fourth Quarter

	PRE-CICA		POST-CICA		PRE- & POST-CICA			
	Actions	Dollars (000)	Actions	Dollars (000)	Actions	Percents of Actions	Dollars (000)	Percentage of Dollars (000)
Total	1,063	87,918	12,814	951,507	13,877	100.000	1,039,425	100.000
Subject To Statutory Requirements								
Walsh Healy Act - Mfg	224	5,317	1,963	85,047	2,187	15.760	90,364	8.694
Walsh Healy Act - Dealer	68	6,004	1,345	30,134	1,413	10.182	36,138	3.477
Service Contract Act	187	20,970	2,426	143,876	2,613	18.830	164,846	15.859
Davis Bacon Act	94	26,418	2,367	428,216	2,461	17.734	454,634	43.739
Not subject to Above 3 Acts	490	29,209	4,713	264,234	5,203	37.494	293,443	28.231
Kind of Contract Action								
Initial Letter Contract	0	0	80	6,698	80	0.576	6,698	0.644
Def. Cont. Superseding Letter Contract	0	0	6	98	6	0.043	98	0.009
New Definitive Contract	8	486	3,251	437,010	3,259	23.485	437,496	42.090
Order Under Agency's Contract	317	13,192	2,338	60,151	2,655	19.132	73,343	7.056
Modification	611	71,211	5,427	407,609	6,038	43.511	478,820	46.066
GSA Schedule	123	3,033	1,579	38,280	1,702	12.265	41,313	3.975
Order Under Other Agency's Contract	0	0	119	2,126	119	0.858	2,126	0.205
Termination for Default	0	0	9	-431	9	0.065	-431	-0.041
Termination for Convenience	4	-4	5	-34	9	0.065	-38	-0.004
Labor Surplus Area (LSA)								
Total Set-Aside	76	32,266	213	143,427	289	2.083	175,693	16.903
Partial Set-Aside (DOD contracts)	0	0	25	304	25	0.180	304	0.029
Tie Bid Preference	0	0	6	124	6	0.043	124	0.012
Total LSA/Small Bus. Set-Aside	92	767	1,536	150,509	1,628	11.732	151,276	14.554
Comb. Sm. Bus. Partial LSA (DOD contracts)	0	0	16	195	16	0.115	195	0.019
Subtotal:	168	33,033	1,796	294,559	1,964	14.153	327,592	31.517
LSA No Preference Given	895	54,885	11,018	656,948	11,913	85.847	711,833	68.483
Product or Service								
Supplies & Equipment	163	6,859	2,281	82,418	2,444	17.612	89,277	8.589
Research & Development	39	296	51	2,783	90	0.649	3,079	0.296
Construction	96	26,618	2,509	428,744	2,605	18.772	455,362	43.809
Architect Engineering	160	4,088	485	13,946	645	4.648	18,034	1.735
Automatic Data Processing Services	92	6,943	230	26,352	322	2.320	33,295	3.203
ADP Equipment, Purchase & Lease	161	6,597	1,217	49,006	1,378	9.930	55,603	5.349
Real Property, Purchase & Lease	3	93	39	1,839	42	0.303	1,932	0.186
Other Services	349	36,424	6,002	346,419	6,351	45.766	382,843	36.832

FEDERAL PROCUREMENT DATA SYSTEM
DEPARTMENT OF INTERIOR SNAPSHOT REPORT
Actions Reported Individually on SF279
Fiscal Year 1988 Through Fourth Quarter

	PRE-CICA		POST-CICA		PRE- & POST-CICA			
	Actions	Dollars (000)	Actions	Dollars (000)	Actions	Percentage of Actions	Dollars (000)	Percentage of Dollars (000)
Methods of Contracting (Pre-CICA)								
2-step Formal Advertising	1	5	0	0	1	0.007	5	0.000
Other Formal Advertising	48	3,056	0	0	48	0.346	3,056	0.294
Negotiated Competitive	786	61,199	0	0	786	5.664	61,199	5.888
Negotiated Non-Competitive	191	21,545	0	0	191	1.376	21,545	2.073
Directed for Foreign Governments	0	0	0	0	0	0.000	0	0.000
Tariff or Regulated	1	422	0	0	1	0.007	422	0.041
8(a) Awards	36	1,691	0	0	36	0.259	1,691	0.163
Brand Name For Resale	0	0	0	0	0	0.000	0	0.000
Small Business Awards								
Small Business No Preference	185	7,189	2,851	138,333	3,036	21.878	145,522	14.000
Total Set-Asides	249	6,613	3,620	226,959	4,069	29.322	235,572	22.664
Partial Set-Asides	0	0	0	0	0	0.000	0	0.000
8(a) Awards	36	1,691	749	50,116	785	5.657	51,807	4.984
Subtotal:	470	15,493	7,420	417,408	7,890	56.857	432,901	41.648
Type of Contract								
Fixed Price	901	62,420	10,111	740,468	11,012	79.354	802,888	77.243
Cost Reimbursement	155	25,350	2,535	203,304	2,690	19.385	228,654	21.998
Time & Material	0	0	81	3,983	81	0.584	3,983	0.383
Labor Hour	7	148	87	3,752	94	0.677	3,900	0.375
Type of Contractor								
Business Concerns	983	75,517	10,287	781,041	11,270	81.214	856,558	82.407
Educational & Non-Profit	35	1,370	111	9,272	146	1.052	10,642	1.024
State/Local Government	45	11,031	2,409	151,894	2,454	17.684	162,925	15.675
Non-defined	0	0	7	9,300	7	0.050	9,300	0.895
Full and Open Competition (Post-CICA)								
Normal Full & Open Competition	0	0	2,853	282,787	2,853	20.559	282,787	27.206
Architect Engineering	0	0	359	11,202	359	2.587	11,202	1.078
Basic Research	0	0	3	11	3	0.022	11	0.001
Multiple Award	0	0	1,535	35,055	1,535	11.061	35,055	3.373
Alternate Source	0	0	0	0	0	0.000	0	0.000
Small Business Set-Aside	0	0	2,283	78,474	2,283	16.452	78,474	7.550
LSA Set-Aside	0	0	213	143,427	213	1.535	143,427	13.799
LSA/Small Business Set-Aside	0	0	1,537	150,485	1,537	11.076	150,485	14.478
Authority for Other Than Full and Open Competition (Post-CICA)								
Competitive								
Only One Source	0	0	16	1,712	16	0.115	1,712	0.165
Follow-on Contracts	0	0	18	1,138	18	0.130	1,138	0.109
Other	0	0	24	1,090	24	0.173	1,090	0.105
Unusual & Compelling Urgency	0	0	30	524	30	0.216	524	0.050
Mobilization/Essential R&D	0	0	0	0	0	0.000	0	0.000
International Agreement	0	0	0	0	0	0.000	0	0.000
National Security	0	0	0	0	0	0.000	0	0.000
Public Interest	0	0	0	0	0	0.000	0	0.000
Non-Competitive								
Only One Source	0	0	168	8,505	168	1.211	8,505	0.818
Follow-on Contracts	0	0	57	951	57	0.411	951	0.091
Other	0	0	98	10,896	98	0.706	10,896	1.048
Unusual & Compelling Urgency	0	0	16	496	16	0.115	496	0.048
Mobilization/Essential R&D	0	0	1	150	1	0.007	150	0.014
International Agreement	0	0	1	38	1	0.007	38	0.004
National Security	0	0	4	112	4	0.029	112	0.011
Public Interest	0	0	1	59	1	0.007	59	0.006
Not Available for Competition	39	2,494	3,256	220,117	3,295	23.744	222,611	21.417
Synopsis of Procurement Prior to Award								
Synopsized Prior to Award	495	49,227	7,065	672,789	7,560	54.479	722,016	69.463
Not Synopsized due to Emergency	71	-306	128	4,766	199	1.434	4,460	0.429
Not Synopsized for Other Reasons	497	38,997	5,621	273,952	6,118	44.087	312,949	30.108
Women Owned Business	26	379	447	22,602	473	3.409	22,981	2.211
Full and Open with Only One Bidder/Officer	0	0	527	27,367	527	3.798	27,367	2.633

**FEDERAL PROCUREMENT DATA SYSTEM
DEPARTMENT OF JUSTICE SNAPSHOT REPORT
Actions Reported in Summary on SF281
Fiscal Year 1988 Through Fourth Quarter**

Part I - Total Prime Acquisition Actions

Acquisition Method	Number of Actions	Net Dollar Amount (000)				
		Total	Small Business Concerns	Large Business Concerns	Educational & Non-Profit Institutions	Outside U.S./ Outlying Areas
1. Total (2+7+8)	691,286	425,445				
2. Subtotal (3+4+5+6)	690,813	415,359	256,346	138,920	20,073	20
3. Formally Advertised (Including 2 Step)	4,999	1,916	1,531	363	22	0
4. Negotiated Competitive	144,666	156,890	117,599	38,334	955	2
5. Negotiated Non-Competitive	346,678	135,389	95,607	31,738	8,026	18
6. Procurement Under Another Agency's Contracts	194,470	121,164	41,609	68,485	11,070	0
6A. GSA Schedules	78,602	83,418	30,397	52,845	176	0
6B. Another Agency's Contracts	115,868	37,746	11,212	15,640	10,894	0
7. Directed Contracts For Foreign Governments	4	1				
8. Tariff Or Regulated Acquisitions	469	10,085				

Part II - Statistics on Selected Types of Acquisition

Type of Acquisition	Number of Actions	Net Dollar Amount (000)
9. Small Business Total Set-Asides	288,438	121,328
10. Small Business Partial Set-Asides	73	433
11. Total Labor Surplus Area Set-Asides	24,666	6,745
12. Total Labor Surplus Area/Small Business Set-Asides	188,515	47,432
13. Acquisitions From Minority and Disadvantaged Business Enterprises (13A + 13B)	106,488	13,925
13A. Directed to Large Or Small Minority Business Enterprises	105,985	9,628
13B. Small Business - Disadvantaged 8(A)	503	4,297
14. Women-Owned Business	4,436	4,166

**DEPARTMENT OF JUSTICE SNAPSHOT REPORT
Actions Reported Individually on SF279
Fiscal Year 1988 Through Fourth Quarter**

	PRE-CICA		POST-CICA		PRE- & POST-CICA			
	Actions	Dollars (000)	Actions	Dollars (000)	Actions	Percents of Actions	Dollars (000)	Percentage of Dollars (000)
Total	420	87,006	1,618	525,564	2,038	100.000	612,570	100.000
Subject To Statutory Requirements								
Walsh Healy Act - Mfg	128	14,074	363	66,052	491	24.092	80,126	13.080
Walsh Healy Act - Dealer	27	8,321	148	52,343	175	8.587	60,664	9.903
Service Contract Act	206	45,420	438	139,123	644	31.600	184,543	30.126
Davis Bacon Act	2	123	94	134,299	96	4.711	134,422	21.944
Not subject to Above 3 Acts	57	19,068	575	133,747	632	31.011	152,815	24.947
Kind of Contract Action								
Initial Letter Contract	0	0	14	8,236	14	0.687	8,236	1.344
Def. Cont. Superseding Letter Contract	0	0	11	7,973	11	0.540	7,973	1.302
New Definitive Contract	1	38	530	262,078	531	26.055	262,116	42.790
Order Under Agency's Contract	116	25,702	262	94,345	378	18.548	120,047	19.597
Modification	127	41,292	279	106,334	406	19.921	147,626	24.099
GSA Schedule	163	14,765	497	43,724	660	32.385	58,489	9.548
Order Under Other Agency's Contract	13	5,209	23	2,780	36	1.766	7,989	1.304
Termination for Default	0	0	2	94	2	0.098	94	0.015
Termination for Convenience	0	0	0	0	0	0.000	0	0.000
Labor Surplus Area (LSA)								
Total Set-Aside	0	0	21	4,377	21	1.030	4,377	0.715
Partial Set-Aside (DOD contracts)	0	0	0	0	0	0.000	0	0.000
Tie Bid Preference	1	232	7	256	8	0.393	488	0.080
Total LSA/Small Bus. Set-Aside	1	394	10	4,799	11	0.540	5,193	0.848
Comb. Sm. Bus. Partial LSA (DOD contracts) ..	0	0	2	305	2	0.098	305	0.050
Subtotal:	2	626	40	9,737	42	2.061	10,363	1.692
LSA No Preference Given	418	86,380	1,578	515,827	1,996	97.939	602,207	98.308
Product or Service								
Supplies & Equipment	118	13,075	453	77,612	571	28.018	90,687	14.804
Research & Development	3	468	6	937	9	0.442	1,405	0.229
Construction	2	123	105	136,617	107	5.250	136,740	22.322
Architect Engineering	2	60	37	9,670	39	1.914	9,730	1.588
Automatic Data Processing Services	70	13,365	79	50,717	149	7.311	64,082	10.461
ADP Equipment, Purchase & Lease	56	29,438	240	75,673	296	14.524	105,111	17.159
Real Property, Purchase & Lease	5	499	20	1,396	25	1.227	1,895	0.309
Other Services	164	29,978	678	172,942	842	41.315	202,920	33.126

FEDERAL PROCUREMENT DATA SYSTEM
DEPARTMENT OF JUSTICE SNAPSHOT REPORT
Actions Reported Individually on SF279
Fiscal Year 1988 Through Fourth Quarter

	PRE-CICA		POST-CICA		PRE- & POST-CICA			
	Actions	Dollars (000)	Actions	Dollars (000)	Actions	Percentage of Actions	Dollars (000)	Percentage of Dollars (000)
Methods of Contracting (Pre-CICA)								
2-step Formal Advertising	0	0	0	0	0	0.000	0	0.000
Other Formal Advertising	1	239	0	0	1	0.049	239	0.039
Negotiated Competitive	297	62,741	0	0	297	14.573	62,741	10.242
Negotiated Non-Competitive	119	23,622	0	0	119	5.839	23,622	3.856
Directed for Foreign Governments	0	0	0	0	0	0.000	0	0.000
Tariff or Regulated	1	190	0	0	1	0.049	190	0.031
8(a) Awards	2	214	0	0	2	0.098	214	0.035
Brand Name For Resale	0	0	0	0	0	0.000	0	0.000
Small Business Awards								
Small Business No Preference	142	22,316	527	163,938	669	32.826	186,254	30.405
Total Set-Asides	2	420	55	13,058	57	2.797	13,488	2.202
Partial Set-Asides	0	0	0	0	0	0.000	0	0.000
8(a) Awards	2	214	40	49,090	42	2.061	49,304	8.049
Subtotal:	146	22,950	622	226,096	768	37.684	249,046	40.656
Type of Contract								
Fixed Price	356	69,687	1,544	470,472	1,900	93.229	540,159	88.179
Cost Reimbursement	62	15,109	36	40,443	98	4.809	55,552	9.069
Time & Material	2	2,210	15	3,341	17	0.834	5,551	0.906
Labor Hour	0	0	23	11,308	23	1.129	11,308	1.846
Type of Contractor								
Business Concerns	407	85,146	1,487	499,227	1,894	92.934	584,373	95.397
Educational & Non-Profit	2	199	85	22,593	87	4.269	22,792	3.721
State/Local Government	11	1,661	46	3,744	57	2.797	5,405	0.882
Non-defined	0	0	0	0	0	0.000	0	0.000
Full and Open Competition (Post-CICA)								
Normal Full & Open Competition	0	0	645	284,018	645	31.649	284,018	46.365
Architect Engineering	0	0	32	9,438	32	1.570	9,438	1.541
Basic Research	0	0	0	0	0	0.000	0	0.000
Multiple Award	0	0	444	38,590	444	21.786	38,590	6.300
Alternate Source	0	0	0	0	0	0.000	0	0.000
Small Business Set-Aside	0	0	51	12,849	51	2.502	12,849	2.098
LSA Set-Aside	0	0	9	2,481	9	0.442	2,481	0.405
LSA/Small Business Set-Aside	0	0	4	219	4	0.196	219	0.036
Authority for Other Than Full and Open Competition (Post-CICA)								
Competitive								
Only One Source	0	0	2	173	2	0.098	173	0.028
Follow-on Contracts	0	0	0	0	0	0.000	0	0.000
Other	0	0	4	1,264	4	0.196	1,264	0.206
Unusual & Compelling Urgency	0	0	35	5,044	35	1.717	5,044	0.823
Mobilization/Essential R&D	0	0	0	0	0	0.000	0	0.000
International Agreement	0	0	0	0	0	0.000	0	0.000
National Security	0	0	3	142	3	0.147	142	0.023
Public Interest	0	0	0	0	0	0.000	0	0.000
Non-Competitive								
Only One Source	0	0	108	15,020	108	5.299	15,020	2.452
Follow-on Contracts	0	0	4	901	4	0.196	901	0.147
Other	0	0	115	49,109	115	5.643	49,109	8.017
Unusual & Compelling Urgency	0	0	51	35,631	51	2.502	35,631	5.817
Mobilization/Essential R&D	0	0	2	142	2	0.098	142	0.023
International Agreement	0	0	0	0	0	0.000	0	0.000
National Security	0	0	7	1,528	7	0.343	1,528	0.249
Public Interest	0	0	0	0	0	0.000	0	0.000
Not Available for Competition	3	404	102	69,015	105	5.152	69,419	11.332
Synopsis of Procurement Prior to Award								
Synopsized Prior to Award	218	50,179	699	332,474	917	44.995	382,653	62.467
Not Synopsized due to Emergency	11	5,370	101	42,807	112	5.496	48,177	7.865
Not Synopsized for Other Reasons	191	31,457	818	150,283	1,009	49.509	181,740	29.668
Women Owned Business	5	323	37	36,313	42	2.061	36,636	5.981
Full and Open with Only One Bidder/Officer	0	0	171	34,257	171	8.391	34,257	5.592

FEDERAL PROCUREMENT DATA SYSTEM
DEPARTMENT OF LABOR SNAPSHOT REPORT

Actions Reported in Summary on SF281

Fiscal Year 1988 Through Fourth Quarter

Part I - Total Prime Acquisition Actions

Acquisition Method	Number of Actions	Net Dollar Amount (000)				
		Total	Small Business Concerns	Large Business Concerns	Educational & Non-Profit Institutions	Outside U.S./Outlying Areas
1. Total (2+7+8)	28,935	36,602				
2. Subtotal (3+4+5+6)	28,935	36,602	21,323	13,865	1,414	0
3. Formally Advertised (Including 2 Step)	1	1	0	1	0	0
4. Negotiated Competitive	5,576	8,967	5,722	2,874	371	0
5. Negotiated Non-Competitive	15,041	14,407	10,894	2,526	987	0
6. Procurement Under Another Agency's Contracts	8,317	13,227	4,707	8,464	56	0
6A. GSA Schedules	8,198	13,005	4,573	8,391	41	0
6B. Another Agency's Contracts	119	222	134	73	15	0
7. Directed Contracts For Foreign Governments	0	0				
8. Tariff Or Regulated Acquisitions	0	0				

Part II - Statistics on Selected Types of Acquisition

Type of Acquisition	Number of Actions	Net Dollar Amount (000)
9. Small Business Total Set-Asides	15,339	15,816
10. Small Business Partial Set-Asides	228	838
11. Total Labor Surplus Area Set-Asides	4,220	1,959
12. Total Labor Surplus Area/Small Business Set-Asides	2,460	834
13. Acquisitions From Minority and Disadvantaged Business Enterprises (13A + 13B)	1,167	1,655
13A. Directed to Large Or Small Minority Business Enterprises	1,059	1,374
13B. Small Business - Disadvantaged 8(A)	108	281
14. Women-Owned Business	664	813

DEPARTMENT OF LABOR SNAPSHOT REPORT

Actions Reported Individually on SF279

Fiscal Year 1988 Through Fourth Quarter

	PRE-CICA		POST-CICA		PRE-& POST-CICA			
	Actions	Dollars (000)	Actions	Dollars (000)	Actions	Percents of Actions	Dollars (000)	Percentage of Dollars (000)
Total	250	120,586	1,308	387,586	1,558	100.000	508,172	100.000
Subject To Statutory Requirements								
Walsh Healy Act - Mfg	3	137	18	1,179	21	1.348	1,316	0.259
Walsh Healy Act - Dealer	6	551	22	1,839	28	1.797	2,390	0.470
Service Contract Act	37	17,642	448	48,080	485	31.130	65,722	12.933
Davis Bacon Act	0	0	48	18,127	48	3.081	18,127	3.567
Not subject to Above 3 Acts	204	102,256	772	318,361	976	62.644	420,617	82.771
Kind of Contract Action								
Initial Letter Contract	0	0	0	0	0	0.000	0	0.000
Def. Cont. Superseding Letter Contract	0	0	0	0	0	0.000	0	0.000
New Definitive Contract	3	178	184	39,730	187	12.003	39,908	7.853
Order Under Agency's Contract	0	0	18	650	18	1.155	650	0.128
Modification	243	120,215	1,097	346,722	1,340	86.008	466,937	91.886
GSA Schedule	4	193	9	484	13	0.834	677	0.133
Order Under Other Agency's Contract	0	0	0	0	0	0.000	0	0.000
Termination for Default	0	0	0	0	0	0.000	0	0.000
Termination for Convenience	0	0	0	0	0	0.000	0	0.000
Labor Surplus Area (LSA)								
Total Set-Aside	4	346	128	77,765	132	8.472	78,111	15.371
Partial Set-Aside (DOD contracts)	0	0	0	0	0	0.000	0	0.000
Tie Bid Preference	4	188	14	954	18	1.155	1,142	0.225
Total LSA/Small Bus. Set-Aside	0	0	6	1,009	6	0.385	1,009	0.199
Comb. Sm. Bus. Partial LSA (DOD contracts)	0	0	0	0	0	0.000	0	0.000
Subtotal:	8	534	148	79,728	156	10.013	80,262	15.794
LSA No Preference Given	242	120,052	1,160	307,858	1,402	89.987	427,910	84.206
Product or Service								
Supplies & Equipment	3	137	22	1,407	25	1.605	1,544	0.304
Research & Development	0	0	10	457	10	0.642	457	0.090
Construction	3	52	51	18,180	54	3.466	18,232	3.588
Architect Engineering	1	6	71	9,344	72	4.621	9,350	1.840
Automatic Data Processing Services	21	7,892	146	24,724	167	10.719	32,616	6.418
ADP Equipment, Purchase & Lease	31	5,360	54	2,887	85	5.456	8,247	1.623
Real Property, Purchase & Lease	0	0	1	36	1	0.064	36	0.007
Other Services	191	107,139	953	330,551	1,144	73.427	437,690	86.130

FEDERAL PROCUREMENT DATA SYSTEM
DEPARTMENT OF LABOR SNAPSHOT REPORT
Actions Reported Individually on SF279
Fiscal Year 1988 Through Fourth Quarter

	PRE-CICA		POST-CICA		PRE- & POST-CICA			
	Actions	Dollars (000)	Actions	Dollars (000)	Actions	Percentage of Actions	Dollars (000)	Percentage of Dollars (000)
Methods of Contracting (Pre-CICA)								
2-step Formal Advertising	0	0	0	0	0	0.000	0	0.000
Other Formal Advertising	0	0	0	0	0	0.000	0	0.000
Negotiated Competitive	225	119,164	0	0	225	14.442	119,164	23.450
Negotiated Non-Competitive	22	1,263	0	0	22	1.412	1,263	0.249
Directed for Foreign Governments	0	0	0	0	0	0.000	0	0.000
Tariff or Regulated	0	0	0	0	0	0.000	0	0.000
8(a) Awards	3	159	0	0	3	0.193	159	0.031
Brand Name For Resale	0	0	0	0	0	0.000	0	0.000
Small Business Awards								
Small Business No Preference	27	10,186	174	27,288	201	12.901	37,474	7.374
Total Set-Asides	15	560	388	35,979	403	25.866	36,539	7.190
Partial Set-Asides	11	705	0	0	11	0.706	705	0.139
8(a) Awards	3	159	112	13,514	115	7.381	13,673	2.691
Subtotal:	56	11,610	674	76,781	730	46.855	88,391	17.394
Type of Contract								
Fixed Price	92	23,961	487	62,279	579	37.163	86,240	16.971
Cost Reimbursement	144	94,956	430	289,549	574	36.842	384,505	75.664
Time & Material	0	0	3	411	3	0.193	411	0.081
Labor Hour	14	1,669	388	35,347	402	25.802	37,016	7.284
Type of Contractor								
Business Concerns	209	109,557	1,074	266,420	1,283	82.349	375,977	73.986
Educational & Non-Profit	28	5,926	132	97,594	160	10.270	103,520	20.371
State/Local Government	13	5,103	102	23,572	115	7.381	28,675	5.643
Non-defined	0	0	0	0	0	0.000	0	0.000
Full and Open Competition (Post-CICA)								
Normal Full & Open Competition	0	0	539	246,640	539	34.596	246,640	48.535
Architect Engineering	0	0	66	2,017	66	4.236	2,017	0.397
Basic Research	0	0	0	0	0	0.000	0	0.000
Multiple Award	0	0	8	416	8	0.513	416	0.082
Alternate Source	0	0	0	0	0	0.000	0	0.000
Small Business Set-Aside	0	0	384	35,434	384	24.647	35,434	6.973
LSA Set-Aside	0	0	65	34,281	65	4.172	34,281	6.746
LSA/Small Business Set-Aside	0	0	4	545	4	0.257	545	0.107
Authority for Other Than Full and Open Competition (Post-CICA)								
Competitive								
Only One Source	0	0	6	18,450	6	0.385	18,450	3.631
Follow-on Contracts	0	0	0	0	0	0.000	0	0.000
Other	0	0	2	511	2	0.128	511	0.101
Unusual & Compelling Urgency	0	0	0	0	0	0.000	0	0.000
Mobilization/Essential R&D	0	0	0	0	0	0.000	0	0.000
International Agreement	0	0	0	0	0	0.000	0	0.000
National Security	0	0	0	0	0	0.000	0	0.000
Public Interest	0	0	0	0	0	0.000	0	0.000
Non-Competitive								
Only One Source	0	0	10	821	10	0.642	821	0.162
Follow-on Contracts	0	0	0	0	0	0.000	0	0.000
Other	0	0	0	0	0	0.000	0	0.000
Unusual & Compelling Urgency	0	0	0	0	0	0.000	0	0.000
Mobilization/Essential R&D	0	0	0	0	0	0.000	0	0.000
International Agreement	0	0	0	0	0	0.000	0	0.000
National Security	0	0	0	0	0	0.000	0	0.000
Public Interest	0	0	0	0	0	0.000	0	0.000
Not Available for Competition	3	159	224	48,471	227	14.570	48,630	9.570
Synopsis of Procurement Prior to Award								
Synopsized Prior to Award	225	117,304	963	354,917	1,188	76.252	472,221	92.925
Not Synopsized due to Emergency	0	0	5	136	5	0.321	136	0.027
Not Synopsized for Other Reasons	25	3,282	340	32,533	365	23.427	35,815	7.048
Women Owned Business	16	943	116	24,179	132	8.472	25,122	4.944
Full and Open with Only One Bidder/Offeree	0	0	208	120,300	208	13.350	120,300	23.673

FEDERAL PROCUREMENT DATA SYSTEM
DEPARTMENT OF STATE SNAPSHOT REPORT
Actions Reported in Summary on SF281
Fiscal Year 1988 Through Fourth Quarter

Part I - Total Prime Acquisition Actions

Acquisition Method	Number of Actions	Net Dollar Amount (000)				
		Total	Small Business Concerns	Large Business Concerns	Educational & Non-Profit Institutions	Outside U.S./Outlying Areas
1. Total (2+7+8)	21,246	70,149				
2. Subtotal (3+4+5+6)	21,246	70,149	38,352	30,595	1,202	0
3. Formally Advertised (Including 2 Step)	199	1,118	634	483	1	0
4. Negotiated Competitive	5,945	23,304	10,425	12,621	258	0
5. Negotiated Non-Competitive	12,184	34,677	23,644	10,203	830	0
6. Procurement Under Another Agency's Contracts	2,918	11,050	3,649	7,288	113	0
6A. GSA Schedules	2,880	10,920	3,548	7,259	113	0
6B. Another Agency's Contracts	38	130	101	29	0	0
7. Directed Contracts For Foreign Governments	0	0				
8. Tariff Or Regulated Acquisitions	0	0				

Part II - Statistics on Selected Types of Acquisition

Type of Acquisition	Number of Actions	Net Dollar Amount (000)
9. Small Business Total Set-Asides	544	1,535
10. Small Business Partial Set-Asides	0	0
11. Total Labor Surplus Area Set-Asides	0	0
12. Total Labor Surplus Area/Small Business Set-Asides	0	0
13. Acquisitions From Minority and Disadvantaged Business Enterprises (13A + 13B)	4,027	14,815
13A. Directed to Large Or Small Minority Business Enterprises	3,793	13,528
13B. Small Business - Disadvantaged 8(A)	234	1,287
14. Women-Owned Business	2,264	5,471

DEPARTMENT OF STATE SNAPSHOT REPORT
Actions Reported Individually on SF279
Fiscal Year 1988 Through Fourth Quarter

	PRE-CICA		POST-CICA		PRE- & POST-CICA			
	Actions	Dollars (000)	Actions	Dollars (000)	Actions	Percents of Actions	Dollars (000)	Percentage of Dollars (000)
Total	533	86,848	1,335	284,853	1,868	100.000	371,701	100.000
Subject To Statutory Requirements								
Walsh Healy Act - Mfg	387	54,119	205	31,724	592	31.692	85,843	23.095
Walsh Healy Act - Dealer	13	1,096	91	5,805	104	5.567	6,901	1.857
Service Contract Act	17	1,948	128	18,933	145	7.762	20,881	5.618
Davis Bacon Act	0	0	4	700	4	0.214	700	0.188
Not subject to Above 3 Acts	116	29,685	907	227,691	1,023	54.764	257,376	69.243
Kind of Contract Action								
Initial Letter Contract	0	0	3	4,056	3	0.161	4,056	1.091
Def. Cont. Superseding Letter Contract	0	0	3	2,333	3	0.161	2,333	0.628
New Definitive Contract	0	0	276	89,690	276	14.775	89,690	24.130
Order Under Agency's Contract	397	55,729	314	47,946	711	38.062	103,675	27.892
Modification	55	24,934	549	127,824	604	32.334	152,758	41.097
GSA Schedule	77	5,801	181	11,758	258	13.812	17,559	4.724
Order Under Other Agency's Contract	4	384	9	1,246	13	0.696	1,630	0.439
Termination for Default	0	0	0	0	0	0.000	0	0.000
Termination for Convenience	0	0	0	0	0	0.000	0	0.000
Labor Surplus Area (LSA)								
Total Set-Aside	0	0	0	0	0	0.000	0	0.000
Partial Set-Aside (DOD contracts)	0	0	0	0	0	0.000	0	0.000
Tie Bid Preference	0	0	0	0	0	0.000	0	0.000
Total LSA/Small Bus. Set-Aside	0	0	0	0	0	0.000	0	0.000
Comb. Sm. Bus. Partial LSA (DOD contracts)	0	0	1	300	1	0.054	300	0.081
Subtotal:	0	0	1	300	1	0.054	300	0.081
LSA No Preference Given	533	86,848	1,334	284,553	1,867	99.946	371,401	99.919
Product or Service								
Supplies & Equipment	66	5,436	462	60,022	528	28.266	65,458	17.610
Research & Development	0	0	0	0	0	0.000	0	0.000
Construction	1	27	58	54,501	59	3.158	54,528	14.670
Architect Engineering	1	111	85	17,963	86	4.604	18,074	4.863
Automatic Data Processing Services	10	876	84	17,326	94	5.032	18,202	4.897
ADP Equipment, Purchase & Lease	342	38,534	80	11,525	422	22.591	50,059	13.468
Real Property, Purchase & Lease	0	0	5	501	5	0.268	501	0.135
Other Services	113	41,864	561	123,015	674	36.081	164,879	44.358

FEDERAL PROCUREMENT DATA SYSTEM
DEPARTMENT OF STATE SNAPSHOT REPORT
Actions Reported Individually on SF279
Fiscal Year 1988 Through Fourth Quarter

	PRE-CICA		POST-CICA		PRE- & POST-CICA			
	Actions	Dollars (000)	Actions	Dollars (000)	Actions	Percentage of Actions	Dollars (000)	Percentage of Dollars (000)
Methods of Contracting (Pre-CICA)								
2-step Formal Advertising	0	0	0	0	0	0.000	0	0.000
Other Formal Advertising	4	384	0	0	4	0.214	384	0.103
Negotiated Competitive	511	69,714	0	0	511	27.355	69,714	18.755
Negotiated Non-Competitive	16	16,520	0	0	16	0.857	16,520	4.444
Directed for Foreign Governments	0	0	0	0	0	0.000	0	0.000
Tariff or Regulated	2	230	0	0	2	0.107	230	0.062
8(a) Awards	0	0	0	0	0	0.000	0	0.000
Brand Name For Resale	0	0	0	0	0	0.000	0	0.000
Small Business Awards								
Small Business No Preference	53	3,943	568	66,993	621	33.244	70,936	19.084
Total Set-Asides	2	500	27	2,293	29	1.552	2,793	0.751
Partial Set-Asides	0	0	0	0	0	0.000	0	0.000
8(a) Awards	0	0	114	25,072	114	6.103	25,072	6.745
Subtotal:	55	4,443	709	94,358	764	40.899	98,801	26.581
Type of Contract								
Fixed Price	506	67,051	816	169,053	1,322	70.771	236,104	63.520
Cost Reimbursement	7	17,530	97	53,319	104	5.567	70,849	19.061
Time & Material	4	558	74	16,585	78	4.176	17,143	4.612
Labor Hour	16	1,709	348	45,896	364	19.486	47,605	12.807
Type of Contractor								
Business Concerns	527	81,256	1,308	277,210	1,835	98.233	358,466	96.439
Educational & Non-Profit	6	5,592	25	7,525	31	1.660	13,117	3.529
State/Local Government	0	0	0	0	0	0.000	0	0.000
Non-defined	0	0	2	118	2	0.107	118	0.032
Full and Open Competition (Post-CICA)								
Normal Full & Open Competition	0	0	424	117,645	424	22.698	117,645	31.650
Architect Engineering	0	0	52	16,247	52	2.784	16,247	4.371
Basic Research	0	0	0	0	0	0.000	0	0.000
Multiple Award	0	0	197	15,428	197	10.546	15,428	4.151
Alternate Source	0	0	0	0	0	0.000	0	0.000
Small Business Set-Aside	0	0	26	1,993	26	1.392	1,993	0.536
LSA Set-Aside	0	0	0	0	0	0.000	0	0.000
LSA/Small Business Set-Aside	0	0	1	300	1	0.054	300	0.081
Authority for Other Than Full and Open Competition (Post-CICA)								
Competitive								
Only One Source	0	0	4	3,850	4	0.214	3,850	1.036
Follow-on Contracts	0	0	0	0	0	0.000	0	0.000
Other	0	0	0	0	0	0.000	0	0.000
Unusual & Compelling Urgency	0	0	15	4,696	15	0.803	4,696	1.263
Mobilization/Essential R&D	0	0	0	0	0	0.000	0	0.000
International Agreement	0	0	0	0	0	0.000	0	0.000
National Security	0	0	0	0	0	0.000	0	0.000
Public Interest	0	0	0	0	0	0.000	0	0.000
Non-Competitive								
Only One Source	0	0	33	6,014	33	1.767	6,014	1.618
Follow-on Contracts	0	0	8	2,160	8	0.428	2,160	0.581
Other	0	0	66	17,238	66	3.533	17,238	4.638
Unusual & Compelling Urgency	0	0	118	33,501	118	6.317	33,501	9.013
Mobilization/Essential R&D	0	0	2	472	2	0.107	472	0.127
International Agreement	0	0	1	50	1	0.054	50	0.013
National Security	0	0	5	3,286	5	0.268	3,286	0.884
Public Interest	0	0	0	0	0	0.000	0	0.000
Not Available for Competition	2	230	383	61,973	385	20.610	62,203	16.735
Synopsis of Procurement Prior to Award								
Synopsized Prior to Award	423	61,568	460	127,444	883	47.270	189,012	50.851
Not Synopsized due to Emergency	0	0	59	29,715	59	3.158	29,715	7.994
Not Synopsized for Other Reasons	110	25,280	816	127,694	926	49.572	152,974	41.155
Women Owned Business	8	779	63	5,772	71	3.801	6,551	1.762
Full and Open with Only One Bidder/Offeree	0	0	165	45,826	165	8.833	45,826	12.329

FEDERAL PROCUREMENT DATA SYSTEM
 DEPARTMENT OF TRANSPORTATION SNAPSHOT REPORT

Actions Reported in Summary on SF281

Fiscal Year 1988 Through Fourth Quarter

Part I - Total Prime Acquisition Actions

Acquisition Method	Number of Actions	Net Dollar Amount (000)				
		Total	Small Business Concerns	Large Business Concerns	Educational & Non-Profit Institutions	Outside U.S./ Outlying Areas
1. Total (2+7+8)	275,372	345,852				
2. Subtotal (3+4+5+6)	270,143	341,291	196,341	139,902	4,347	701
3. Formally Advertised (Including 2 Step)	2,339	9,614	7,747	1,832	33	2
4. Negotiated Competitive	90,663	128,039	91,105	36,122	361	451
5. Negotiated Non-Competitive	136,000	111,091	61,692	45,521	3,634	244
6. Procurement Under Another Agency's Contracts	41,141	92,547	35,797	56,427	319	4
6A. GSA Schedules	35,286	80,251	30,470	49,654	127	0
6B. Another Agency's Contracts	5,855	12,296	5,327	6,773	192	4
7. Directed Contracts For Foreign Governments	29	25				
8. Tariff Or Regulated Acquisitions	5,200	4,536				

Part II - Statistics on Selected Types of Acquisition

Type of Acquisition	Number of Actions	Net Dollar Amount (000)
9. Small Business Total Set-Asides	128,614	123,253
10. Small Business Partial Set-Asides	75	124
11. Total Labor Surplus Area Set-Asides	305	1,505
12. Total Labor Surplus Area/Small Business Set-Asides	1,252	3,129
13. Acquisitions From Minority and Disadvantaged Business Enterprises (13A + 13B)	4,214	12,303
13A. Directed to Large Or Small Minority Business Enterprises	3,501	7,786
13B. Small Business - Disadvantaged 8(A)	713	4,517
14. Women-Owned Business	3,373	6,396

DEPARTMENT OF TRANSPORTATION SNAPSHOT REPORT

Actions Reported Individually on SF279

Fiscal Year 1988 Through Fourth Quarter

	PRE-CICA		POST-CICA		PRE- & POST-CICA			
	Actions	Dollars (000)	Actions	Dollars (000)	Actions	Percents of Actions	Dollars (000)	Percentage of Dollars (000)
Total	948	609,337	3,640	889,259	4,588	100.000	1,498,596	100.000
Subject To Statutory Requirements								
Walsh Healy Act - Mfg	323	238,715	628	195,690	951	20.728	434,405	28.987
Walsh Healy Act - Dealer	89	17,594	462	69,497	551	12.010	87,091	5.812
Service Contract Act	178	23,563	457	93,682	635	13.840	117,245	7.824
Davis Bacon Act	99	9,079	817	170,288	916	19.965	179,367	11.969
Not subject to Above 3 Acts	259	320,386	1,276	360,102	1,535	33.457	680,488	45.408
Kind of Contract Action								
Initial Letter Contract	0	0	0	0	0	0.000	0	0.000
Def. Cont. Superseding Letter Contract	0	0	0	0	0	0.000	0	0.000
New Definitive Contract	86	13,783	1,165	584,246	1,251	27.267	598,029	39.906
Order Under Agency's Contract	32	3,080	295	35,582	327	7.127	38,662	2.580
Modification	773	588,972	2,047	260,127	2,820	61.465	849,099	56.660
GSA Schedule	56	3,462	129	6,654	185	4.032	10,116	0.675
Order Under Other Agency's Contract	0	0	4	2,650	4	0.087	2,650	0.177
Termination for Default	1	40	0	0	1	0.022	40	0.003
Termination for Convenience	0	0	0	0	0	0.000	0	0.000
Labor Surplus Area (LSA)								
Total Set-Aside	4	97	52	43,018	56	1.221	43,115	2.877
Partial Set-Aside (DOD contracts)	0	0	19	2,771	19	0.414	2,771	0.185
Tie Bid Preference	2	7,371	10	547	12	0.262	7,918	0.528
Total LSA/Small Bus. Set-Aside	4	1,060	149	16,624	153	3.335	17,684	1.180
Comb. Sm. Bus. Partial LSA (DOD contracts)	0	0	0	0	0	0.000	0	0.000
Subtotal:	10	8,528	230	62,960	240	5.231	71,488	4.770
LSA No Preference Given	938	600,809	3,410	826,299	4,348	94.769	1,427,108	95.230
Product or Service								
Supplies & Equipment	288	233,981	711	242,487	999	21.774	476,468	31.794
Research & Development	122	9,853	412	40,981	534	11.639	50,834	3.392
Construction	100	9,084	864	177,291	964	21.011	186,375	12.437
Architect Engineering	52	2,309	134	11,410	186	4.054	13,719	0.915
Automatic Data Processing Services	41	75,264	104	32,664	145	3.160	107,928	7.202
ADP Equipment, Purchase & Lease	57	50,638	250	139,692	307	6.691	190,330	12.701
Real Property, Purchase & Lease	4	44	3	1,048	7	0.153	1,092	0.073
Other Services	284	228,164	1,162	243,686	1,446	31.517	471,850	31.486

FEDERAL PROCUREMENT DATA SYSTEM
DEPARTMENT OF TRANSPORTATION SNAPSHOT REPORT
Actions Reported Individually on SF279
Fiscal Year 1988 Through Fourth Quarter

	PRE-CICA		POST-CICA		PRE- & POST-CICA			
	Actions	Dollars (000)	Actions	Dollars (000)	Actions	Percentage of Actions	Dollars (000)	Percentage of Dollars (000)
Methods of Contracting (Pre-CICA)								
2-step Formal Advertising	56	30,346	0	0	56	1.221	30,346	2.025
Other Formal Advertising	77	14,447	0	0	77	1.678	14,447	0.964
Negotiated Competitive	570	478,047	0	0	570	12.424	478,047	31.900
Negotiated Non-Competitive	116	53,728	0	0	116	2.528	53,728	3.585
Directed for Foreign Governments	0	0	0	0	0	0.000	0	0.000
Tariff or Regulated	3	123	0	0	3	0.065	123	0.008
8(a) Awards	126	32,646	0	0	126	2.746	32,646	2.178
Brand Name For Resale	0	0	0	0	0	0.000	0	0.000
Small Business Awards								
Small Business No Preference	169	23,440	1,237	184,883	1,406	30.645	208,323	13.901
Total Set-Asides	185	13,922	569	57,284	754	16.434	71,206	4.752
Partial Set-Asides	0	0	0	0	0	0.000	0	0.000
8(a) Awards	126	32,646	715	193,408	841	18.330	226,054	15.084
Subtotal:	480	70,008	2,521	435,575	3,001	65.410	505,583	33.737
Type of Contract								
Fixed Price	750	294,228	2,866	519,752	3,616	78.814	813,980	54.316
Cost Reimbursement	187	313,196	671	354,197	858	18.701	667,393	44.535
Time & Material	10	1,840	64	9,733	74	1.613	11,573	0.772
Labor Hour	1	73	39	5,577	40	0.872	5,650	0.377
Type of Contractor								
Business Concerns	907	606,095	3,474	859,328	4,381	95.488	1,465,423	97.786
Educational & Non-Profit	19	1,656	107	18,260	126	2.746	19,916	1.329
State/Local Government	18	1,516	41	10,342	59	1.286	11,858	0.791
Non-defined	4	70	18	1,329	22	0.480	1,399	0.093
Full and Open Competition (Post-CICA)								
Normal Full & Open Competition	0	0	1,588	472,355	1,588	34.612	472,355	31.520
Architect Engineering	0	0	113	11,548	113	2.463	11,548	0.771
Basic Research	0	0	0	0	0	0.000	0	0.000
Multiple Award	0	0	169	7,015	169	3.684	7,015	0.468
Alternate Source	0	0	0	0	0	0.000	0	0.000
Small Business Set-Aside	0	0	444	41,319	444	9.677	41,319	2.757
LSA Set-Aside	0	0	51	42,852	51	1.112	42,852	2.859
LSA/Small Business Set-Aside	0	0	125	15,965	125	2.724	15,965	1.065
Authority for Other Than Full and Open Competition (Post-CICA)								
Competitive								
Only One Source	0	0	7	817	7	0.153	817	0.055
Follow-on Contracts	0	0	32	1,386	32	0.697	1,386	0.092
Other	0	0	16	4,688	16	0.349	4,688	0.313
Unusual & Compelling Urgency	0	0	25	1,373	25	0.545	1,373	0.092
Mobilization/Essential R&D	0	0	0	0	0	0.000	0	0.000
International Agreement	0	0	0	0	0	0.000	0	0.000
National Security	0	0	0	0	0	0.000	0	0.000
Public Interest	0	0	0	0	0	0.000	0	0.000
Non-Competitive								
Only One Source	0	0	118	48,782	118	2.572	48,782	3.255
Follow-on Contracts	0	0	16	5,380	16	0.349	5,380	0.359
Other	0	0	109	24,258	109	2.376	24,258	1.619
Unusual & Compelling Urgency	0	0	48	4,481	48	1.046	4,481	0.299
Mobilization/Essential R&D	0	0	2	3,492	2	0.044	3,492	0.233
International Agreement	0	0	0	0	0	0.000	0	0.000
National Security	0	0	0	0	0	0.000	0	0.000
Public Interest	0	0	1	98	1	0.022	98	0.007
Not Available for Competition	129	32,769	776	203,450	905	19.725	236,219	15.763
Synopsis of Procurement Prior to Award								
Synopsized Prior to Award	573	60,698	2,393	566,090	2,966	64.647	626,788	41.825
Not Synopsized due to Emergency	2	33	73	9,220	75	1.635	9,253	0.617
Not Synopsized for Other Reasons	373	548,606	1,174	313,949	1,547	33.718	862,555	57.558
Women Owned Business	26	1,792	228	27,355	254	5.536	29,147	1.945
Full and Open with Only One Bidder/Officer	0	0	344	55,145	344	7.498	55,145	3.680

FEDERAL PROCUREMENT DATA SYSTEM
DEPARTMENT OF TREASURY SNAPSHOT REPORT

Actions Reported in Summary on SF281
Fiscal Year 1988 Through Fourth Quarter

Part I - Total Prime Acquisition Actions

Acquisition Method	Number of Actions	Net Dollar Amount (000)				
		Total	Small Business Concerns	Large Business Concerns	Educational & Non-Profit Institutions	Outside U.S./Outlying Areas
1. Total (2+7+8)	188,346	990,991				
2. Subtotal (3+4+5+6)	188,335	990,950				
3. Formally Advertised (Including 2 Step)	159	107,003	266,984	722,799	1,133	34
4. Negotiated Competitive	34,023	251,113	3,438	103,565	0	0
5. Negotiated Non-Competitive	113,792	89,674	123,561	127,213	331	8
6. Procurement Under Another Agency's Contracts	40,361	543,160	56,817	32,175	656	26
6A. GSA Schedules	35,339	534,170	83,168	459,846	146	0
6B. Another Agency's Contracts	5,022	8,990	79,894	454,269	7	0
7. Directed Contracts For Foreign Governments	1	2	3,274	5,577	139	0
8. Tariff Or Regulated Acquisitions	10	39				

Part II - Statistics on Selected Types of Acquisition

Type of Acquisition	Number of Actions	Net Dollar Amount (000)
9. Small Business Total Set-Asides	95,367	92,812
10. Small Business Partial Set-Asides	8	50
11. Total Labor Surplus Area Set-Asides	13,750	15,186
12. Total Labor Surplus Area/Small Business Set-Asides	11,207	10,104
13. Acquisitions From Minority and Disadvantaged Business Enterprises (13A + 13B)	5,936	8,230
13A. Directed to Large Or Small Minority Business Enterprises	5,619	7,329
13B. Small Business - Disadvantaged 8(A)	317	901
14. Women-Owned Business	7,943	8,599

DEPARTMENT OF TREASURY SNAPSHOT REPORT

Actions Reported Individually on SF279
Fiscal Year 1988 Through Fourth Quarter

	PRE-CICA		POST-CICA		PRE- & POST-CICA			
	Actions	Dollars (000)	Actions	Dollars (000)	Actions	Percents of Actions	Dollars (000)	Percentage of Dollars (000)
Total	798	112,888	2,410	812,804	3,208	100.000	925,692	100.000
Subject To Statutory Requirements								
Walsh Healy Act - Mfg	135	11,168	839	196,154	974	30.362	207,322	22.396
Walsh Healy Act - Dealer	482	52,935	391	390,701	873	27.213	443,636	47.925
Service Contract Act	63	13,591	403	68,491	466	14.526	82,082	8.867
Davis Bacon Act	0	0	20	8,322	20	0.623	8,322	0.899
Not subject to Above 3 Acts	118	35,194	757	149,136	875	27.276	184,330	19.913
Kind of Contract Action								
Initial Letter Contract	0	0	2	676	2	0.062	676	0.073
Def. Cont. Superseding Letter Contract	0	0	2	136	2	0.062	136	0.015
New Definitive Contract	2	835	294	200,636	296	9.227	201,471	21.764
Order Under Agency's Contract	653	87,234	953	430,009	1,606	50.062	517,243	55.876
Modification	44	16,425	336	124,029	380	11.845	140,454	15.173
GSA Schedule	97	8,141	815	56,979	912	28.429	65,120	7.035
Order Under Other Agency's Contract	2	253	8	339	10	0.312	592	0.064
Termination for Default	0	0	0	0	0	0.000	0	0.000
Termination for Convenience	0	0	0	0	0	0.000	0	0.000
Labor Surplus Area (LSA)								
Total Set-Aside	0	0	12	3,129	12	0.374	3,129	0.338
Partial Set-Aside (DOD contracts)	0	0	0	0	0	0.000	0	0.000
Tie Bid Preference	0	0	0	0	0	0.000	0	0.000
Total LSA/Small Bus. Set-Aside	0	0	16	4,722	16	0.499	4,722	0.510
Comb. Sm. Bus. Partial LSA (DOD contracts)	0	0	4	219	4	0.125	219	0.024
Subtotal:	0	0	32	8,070	32	0.998	8,070	0.872
LSA No Preference Given	798	112,888	2,378	804,734	3,176	99.002	917,622	99.128
Product or Service								
Supplies & Equipment	93	11,661	972	553,957	1,065	33.198	565,618	61.102
Research & Development	0	0	10	5,462	10	0.312	5,462	0.590
Construction	0	0	26	9,370	26	0.810	9,370	1.012
Architect Engineering	0	0	26	2,212	26	0.810	2,212	0.239
Automatic Data Processing Services	39	19,609	256	38,122	295	9.196	57,731	6.237
ADP Equipment, Purchase & Lease	601	69,721	550	60,047	1,151	35.879	129,768	14.018
Real Property, Purchase & Lease	0	0	20	1,872	20	0.623	1,872	0.202
Other Services	65	11,897	550	141,762	615	19.171	153,659	16.599

FEDERAL PROCUREMENT DATA SYSTEM
DEPARTMENT OF TREASURY SNAPSHOT REPORT

Actions Reported Individually on SF279
 Fiscal Year 1988 Through Fourth Quarter

	PRE-CICA		POST-CICA		PRE-& POST-CICA			
	Actions	Dollars (000)	Actions	Dollars (000)	Actions	Percentage of Actions	Dollars (000)	Percentage of Dollars (000)
Methods of Contracting (Pre-CICA)								
2-step Formal Advertising	1	600	0	0	1	0.031	600	0.065
Other Formal Advertising	8	476	0	0	8	0.249	476	0.051
Negotiated Competitive	736	86,351	0	0	736	22.943	86,351	9.328
Negotiated Non-Competitive	25	10,707	0	0	25	0.779	10,707	1.157
Directed for Foreign Governments	6	316	0	0	6	0.187	316	0.034
Tariff or Regulated	2	1,666	0	0	2	0.062	1,666	0.180
8(a) Awards	20	12,772	0	0	20	0.623	12,772	1.380
Brand Name For Resale	0	0	0	0	0	0.000	0	0.000
Small Business Awards								
Small Business No Preference	87	10,571	507	99,868	594	18.516	110,439	11.930
Total Set-Asides	6	991	130	14,700	136	4.239	15,691	1.695
Partial Set-Asides	0	0	0	0	0	0.000	0	0.000
8(a) Awards	20	12,772	232	28,853	252	7.855	41,625	4.497
Subtotal:	113	24,334	869	143,421	982	30.611	167,755	18.122
Type of Contract								
Fixed Price	793	108,692	2,226	702,186	3,019	94.108	810,878	87.597
Cost Reimbursement	5	4,196	78	95,978	83	2.587	100,174	10.822
Time & Material	0	0	9	1,006	9	0.281	1,006	0.109
Labor Hour	0	0	97	13,634	97	3.024	13,634	1.473
Type of Contractor								
Business Concerns	798	112,888	2,382	805,750	3,180	99.127	918,638	99.238
Educational & Non-Profit	0	0	15	4,384	15	0.468	4,384	0.474
State/Local Government	0	0	1	25	1	0.031	25	0.003
Non-defined	0	0	12	2,645	12	0.374	2,645	0.286
Full and Open Competition (Post-CICA)								
Normal Full & Open Competition	0	0	1,044	638,194	1,044	32.544	638,194	68.942
Architect Engineering	0	0	15	1,494	15	0.468	1,494	0.161
Basic Research	0	0	0	0	0	0.000	0	0.000
Multiple Award	0	0	749	52,949	749	23.348	52,949	5.720
Alternate Source	0	0	0	0	0	0.000	0	0.000
Small Business Set-Aside	0	0	116	10,193	116	3.616	10,193	1.101
LSA Set-Aside	0	0	10	1,419	10	0.312	1,419	0.153
LSA/Small Business Set-Aside	0	0	14	4,507	14	0.436	4,507	0.487
Authority for Other Than Full and Open Competition (Post-CICA)								
Competitive								
Only One Source	0	0	5	462	5	0.156	462	0.050
Follow-on Contracts	0	0	0	0	0	0.000	0	0.000
Other	0	0	2	389	2	0.062	389	0.042
Unusual & Compelling Urgency	0	0	17	10,080	17	0.530	10,080	1.089
Mobilization/Essential R&D	0	0	0	0	0	0.000	0	0.000
International Agreement	0	0	0	0	0	0.000	0	0.000
National Security	0	0	15	5,630	15	0.468	5,630	0.608
Public Interest	0	0	0	0	0	0.000	0	0.000
Non-Competitive								
Only One Source	0	0	67	18,039	67	2.089	18,039	1.949
Follow-on Contracts	0	0	3	231	3	0.094	231	0.025
Other	0	0	39	3,849	39	1.216	3,849	0.416
Unusual & Compelling Urgency	0	0	31	22,679	31	0.966	22,679	2.450
Mobilization/Essential R&D	0	0	0	0	0	0.000	0	0.000
International Agreement	0	0	0	0	0	0.000	0	0.000
National Security	0	0	4	309	4	0.125	309	0.033
Public Interest	0	0	0	0	0	0.000	0	0.000
Not Available for Competition	28	14,754	279	42,380	307	9.570	57,134	6.172
Synopsis of Procurement Prior to Award								
Synopsized Prior to Award	661	82,290	1,470	645,771	2,131	66.428	728,061	78.650
Not Synopsized due to Emergency	13	2,703	70	35,454	83	2.587	38,157	4.122
Not Synopsized for Other Reasons	124	27,895	870	131,579	994	30.985	159,474	17.228
Women Owned Business	12	11,539	82	5,558	94	2.930	17,097	1.847
Full and Open with Only One Bidder/Offoror	0	0	193	36,896	193	6.016	36,896	3.986

FEDERAL PROCUREMENT DATA SYSTEM
ACTION SNAPSHOT REPORT

Actions Reported in Summary on SF281
 Fiscal Year 1988 Through Fourth Quarter

Part I - Total Prime Acquisition Actions

Acquisition Method	Number of Actions	Net Dollar Amount (000)				
		Total	Small Business Concerns	Large Business Concerns	Educational & Non-Profit Institutions	Outside U.S./Outlying Areas
1. Total (2+7+8)	1,332	1,273				
2. Subtotal (3+4+5+6)	1,332	1,273				
3. Formally Advertised (Including 2 Step)	0	0	549	698	26	0
4. Negotiated Competitive	273	257	174	78	0	0
5. Negotiated Non-Competitive	717	338	191	126	5	0
6. Procurement Under Another Agency's Contracts	342	678	184	494	21	0
6A. GSA Schedules	342	678	184	494	0	0
6B. Another Agency's Contracts	0	0	0	0	0	0
7. Directed Contracts For Foreign Governments	0	0	0	0	0	0
8. Tariff Or Regulated Acquisitions	0	0	0	0	0	0

Part II - Statistics on Selected Types of Acquisition

Type of Acquisition	Number of Actions	Net Dollar Amount (000)
9. Small Business Total Set-Asides	0	0
10. Small Business Partial Set-Asides	0	0
11. Total Labor Surplus Area Set-Asides	0	0
12. Total Labor Surplus Area/Small Business Set-Asides	0	0
13. Acquisitions From Minority and Disadvantaged Business Enterprises (13A + 13B)	29	56
13A. Directed to Large Or Small Minority Business Enterprises	26	26
13B. Small Business - Disadvantaged 8(A)	3	30
14. Women-Owned Business	40	42

ACTION SNAPSHOT REPORT

Actions Reported Individually on SF279

Fiscal Year 1988 Through Fourth Quarter

	PRE-CICA		POST-CICA		PRE- & POST-CICA			
	Actions	Dollars (000)	Actions	Dollars (000)	Actions	Percents of Actions	Dollars (000)	Percentage of Dollars (000)
Total	3	368	20	1,669	23	100.000	2,037	100.000
Subject To Statutory Requirements								
Walsh Healy Act - Mfg	0	0	4	181	4	17.391	181	8.886
Walsh Healy Act - Dealer	0	0	0	0	0	0.000	0	0.000
Service Contract Act	2	128	2	27	4	17.391	155	7.609
Davis Bacon Act	0	0	0	0	0	0.000	0	0.000
Not subject to Above 3 Acts	1	240	14	1,461	15	65.217	1,701	83.505
Kind of Contract Action								
Initial Letter Contract	0	0	0	0	0	0.000	0	0.000
Def. Cont. Superseding Letter Contract	0	0	0	0	0	0.000	0	0.000
New Definitive Contract	0	0	9	522	9	39.130	522	25.626
Order Under Agency's Contract	0	0	0	0	0	0.000	0	0.000
Modification	1	240	5	1,556	6	26.087	1,796	88.169
GSA Schedule	2	128	5	136	7	30.435	264	12.960
Order Under Other Agency's Contract	0	0	0	0	0	0.000	0	0.000
Termination for Default	0	0	1	-545	1	4.348	-545	-26.755
Termination for Convenience	0	0	0	0	0	0.000	0	0.000
Labor Surplus Area (LSA)								
Total Set-Aside	0	0	0	0	0	0.000	0	0.000
Partial Set-Aside (DOD contracts)	0	0	0	0	0	0.000	0	0.000
Tie Bid Preference	0	0	0	0	0	0.000	0	0.000
Total LSA/Small Bus. Set-Aside	0	0	0	0	0	0.000	0	0.000
Comb. Sm. Bus. Partial LSA (DOD contracts)	0	0	0	0	0	0.000	0	0.000
Subtotal:	0	0	0	0	0	0.000	0	0.000
LSA No Preference Given	3	368	20	1,669	23	100.000	2,037	100.000
Product or Service								
Supplies & Equipment	0	0	0	0	0	0.000	0	0.000
Research & Development	0	0	0	0	0	0.000	0	0.000
Construction	0	0	0	0	0	0.000	0	0.000
Architect Engineering	0	0	0	0	0	0.000	0	0.000
Automatic Data Processing Services	1	115	2	92	3	13.043	207	10.162
ADP Equipment, Purchase & Lease	0	0	2	102	2	8.696	102	5.007
Real Property, Purchase & Lease	0	0	0	0	0	0.000	0	0.000
Other Services	2	253	16	1,475	18	78.261	1,728	84.831

FEDERAL PROCUREMENT DATA SYSTEM
ACTION SNAPSHOT REPORT
 Actions Reported Individually on SF279
 Fiscal Year 1988 Through Fourth Quarter

	PRE-CICA		POST-CICA		PRE- & POST-CICA			
	Actions	Dollars (000)	Actions	Dollars (000)	Actions	Percentage of Actions	Dollars (000)	Percentage of Dollars (000)
Methods of Contracting (Pre-CICA)								
2-step Formal Advertising	0	0	0	0	0	0.000	0	0.000
Other Formal Advertising	0	0	0	0	0	0.000	0	0.000
Negotiated Competitive	3	368	0	0	3	13.043	368	18.066
Negotiated Non-Competitive	0	0	0	0	0	0.000	0	0.000
Directed for Foreign Governments	0	0	0	0	0	0.000	0	0.000
Tariff or Regulated	0	0	0	0	0	0.000	0	0.000
8(a) Awards	0	0	0	0	0	0.000	0	0.000
Brand Name For Resale	0	0	0	0	0	0.000	0	0.000
Small Business Awards								
Small Business No Preference	1	13	1	19	2	8.696	32	1.571
Total Set-Asides	0	0	0	0	0	0.000	0	0.000
Partial Set-Asides	0	0	0	0	0	0.000	0	0.000
8(a) Awards	0	0	7	431	7	30.435	431	21.159
Subtotal:	1	13	8	450	9	39.130	463	22.730
Type of Contract								
Fixed Price	2	128	12	442	14	60.870	570	27.982
Cost Reimbursement	1	240	8	1,227	9	39.130	1,467	72.018
Time & Material	0	0	0	0	0	0.000	0	0.000
Labor Hour	0	0	0	0	0	0.000	0	0.000
Type of Contractor								
Business Concerns	3	368	18	2,194	21	91.304	2,562	125.773
Educational & Non-Profit	0	0	2	-525	2	8.696	-525	-25.773
State/Local Government	0	0	0	0	0	0.000	0	0.000
Non-defined	0	0	0	0	0	0.000	0	0.000
Full and Open Competition (Post-CICA)								
Normal Full & Open Competition	0	0	5	1,503	5	21.739	1,503	73.785
Architect Engineering	0	0	0	0	0	0.000	0	0.000
Basic Research	0	0	0	0	0	0.000	0	0.000
Multiple Award	0	0	6	208	6	26.087	208	10.211
Alternate Source	0	0	0	0	0	0.000	0	0.000
Small Business Set-Aside	0	0	0	0	0	0.000	0	0.000
LSA Set-Aside	0	0	0	0	0	0.000	0	0.000
LSA/Small Business Set-Aside	0	0	0	0	0	0.000	0	0.000
Authority for Other Than Full and Open Competition (Post-CICA)								
Competitive								
Only One Source	0	0	0	0	0	0.000	0	0.000
Follow-on Contracts	0	0	0	0	0	0.000	0	0.000
Other	0	0	0	0	0	0.000	0	0.000
Unusual & Compelling Urgency	0	0	0	0	0	0.000	0	0.000
Mobilization/Essential R&D	0	0	0	0	0	0.000	0	0.000
International Agreement	0	0	0	0	0	0.000	0	0.000
National Security	0	0	0	0	0	0.000	0	0.000
Public Interest	0	0	0	0	0	0.000	0	0.000
Non-Competitive								
Only One Source	0	0	1	72	1	4.348	72	3.535
Follow-on Contracts	0	0	0	0	0	0.000	0	0.000
Other	0	0	0	0	0	0.000	0	0.000
Unusual & Compelling Urgency	0	0	0	0	0	0.000	0	0.000
Mobilization/Essential R&D	0	0	0	0	0	0.000	0	0.000
International Agreement	0	0	0	0	0	0.000	0	0.000
National Security	0	0	0	0	0	0.000	0	0.000
Public Interest	0	0	1	-545	1	4.348	-545	-26.755
Not Available for Competition	0	0	7	431	7	30.435	431	21.159
Synopsis of Procurement Prior to Award								
Synopsized Prior to Award	0	0	5	1,503	5	21.739	1,503	73.785
Not Synopsized due to Emergency	0	0	0	0	0	0.000	0	0.000
Not Synopsized for Other Reasons	3	368	15	166	18	78.261	534	26.215
Women Owned Business	0	0	2	258	2	8.696	258	12.666
Full and Open with Only One Bidder/Officer	0	0	4	1,536	4	17.391	1,536	75.405

FEDERAL PROCUREMENT DATA SYSTEM

ADMINISTRATIVE CONFERENCE OF THE U.S. SNAPSHOT REPORT

Actions Reported in Summary on SF281

Fiscal Year 1988 Through Fourth Quarter

Part I - Total Prime Acquisition Actions

Acquisition Method	Number of Actions	Net Dollar Amount (000)				
		Total	Small Business Concerns	Large Business Concerns	Educational & Non-Profit Institutions	Outside U.S./Outlying Areas
1. Total (2+7+8)	1,156	723				
2. Subtotal (3+4+5+6)	1,103	710	645	63	2	0
3. Formally Advertised (Including 2 Step)	0	0	0	0	0	0
4. Negotiated Competitive	748	359	333	24	2	0
5. Negotiated Non-Competitive	310	317	311	6	0	0
6. Procurement Under Another Agency's Contracts	45	34	1	33	0	0
6A. GSA Schedules	45	34	1	33	0	0
6B. Another Agency's Contracts	0	0	0	0	0	0
7. Directed Contracts For Foreign Governments	0	0	0	0	0	0
8. Tariff Or Regulated Acquisitions	53	13				

Part II - Statistics on Selected Types of Acquisition

Type of Acquisition	Number of Actions	Net Dollar Amount (000)
9. Small Business Total Set-Asides	699	511
10. Small Business Partial Set-Asides	0	0
11. Total Labor Surplus Area Set-Asides	0	0
12. Total Labor Surplus Area/Small Business Set-Asides	0	0
13. Acquisitions From Minority and Disadvantaged Business Enterprises (13A + 13B)	35	36
13A. Directed to Large Or Small Minority Business Enterprises	17	22
13B. Small Business - Disadvantaged 8(A)	18	14
14. Women-Owned Business	60	63

ADMINISTRATIVE CONFERENCE OF THE U.S. SNAPSHOT REPORT

Actions Reported Individually on SF279

Fiscal Year 1988 Through Fourth Quarter

	PRE-CICA		POST-CICA		PRE-& POST-CICA			
	Actions	Dollars (000)	Actions	Dollars (000)	Actions	Percents of Actions	Dollars (000)	Percentage of Dollars (000)
Total	0	0	0	0	0	0.000	0	0.000
Subject To Statutory Requirements								
Walsh Healy Act - Mfg	0	0	0	0	0	0.000	0	0.000
Walsh Healy Act - Dealer	0	0	0	0	0	0.000	0	0.000
Service Contract Act	0	0	0	0	0	0.000	0	0.000
Davis Bacon Act	0	0	0	0	0	0.000	0	0.000
Not subject to Above 3 Acts	0	0	0	0	0	0.000	0	0.000
Kind of Contract Action								
Initial Letter Contract	0	0	0	0	0	0.000	0	0.000
Def. Cont. Superseding Letter Contract	0	0	0	0	0	0.000	0	0.000
New Definitive Contract	0	0	0	0	0	0.000	0	0.000
Order Under Agency's Contract	0	0	0	0	0	0.000	0	0.000
Modification	0	0	0	0	0	0.000	0	0.000
GSA Schedule	0	0	0	0	0	0.000	0	0.000
Order Under Other Agency's Contract	0	0	0	0	0	0.000	0	0.000
Termination for Default	0	0	0	0	0	0.000	0	0.000
Termination for Convenience	0	0	0	0	0	0.000	0	0.000
Labor Surplus Area (LSA)								
Total Set-Aside	0	0	0	0	0	0.000	0	0.000
Partial Set-Aside (DOD contracts)	0	0	0	0	0	0.000	0	0.000
Tie Bid Preference	0	0	0	0	0	0.000	0	0.000
Total LSA/Small Bus. Set-Aside	0	0	0	0	0	0.000	0	0.000
Comb. Sm. Bus. Partial LSA (DOD contracts)	0	0	0	0	0	0.000	0	0.000
Subtotal:	0	0	0	0	0	0.000	0	0.000
LSA No Preference Given	0	0	0	0	0	0.000	0	0.000
Product or Service								
Supplies & Equipment	0	0	0	0	0	0.000	0	0.000
Research & Development	0	0	0	0	0	0.000	0	0.000
Construction	0	0	0	0	0	0.000	0	0.000
Architect Engineering	0	0	0	0	0	0.000	0	0.000
Automatic Data Processing Services	0	0	0	0	0	0.000	0	0.000
ADP Equipment, Purchase & Lease	0	0	0	0	0	0.000	0	0.000
Real Property, Purchase & Lease	0	0	0	0	0	0.000	0	0.000
Other Services	0	0	0	0	0	0.000	0	0.000

FEDERAL PROCUREMENT DATA SYSTEM
ADMINISTRATIVE CONFERENCE OF THE U.S. SNAPSHOT REPORT
Actions Reported Individually on SF279
Fiscal Year 1988 Through Fourth Quarter

	PRE-CICA		POST-CICA		PRE- & POST-CICA			
	Actions	Dollars (000)	Actions	Dollars (000)	Actions	Percentage of Actions	Dollars (000)	Percentage of Dollars (000)
Methods of Contracting (Pre-CICA)								
2-step Formal Advertising	0	0	0	0	0	0.000	0	0.000
Other Formal Advertising	0	0	0	0	0	0.000	0	0.000
Negotiated Competitive	0	0	0	0	0	0.000	0	0.000
Negotiated Non-Competitive	0	0	0	0	0	0.000	0	0.000
Directed for Foreign Governments	0	0	0	0	0	0.000	0	0.000
Tariff or Regulated	0	0	0	0	0	0.000	0	0.000
8(a) Awards	0	0	0	0	0	0.000	0	0.000
Brand Name For Resale	0	0	0	0	0	0.000	0	0.000
Small Business Awards								
Small Business No Preference	0	0	0	0	0	0.000	0	0.000
Total Set-Asides	0	0	0	0	0	0.000	0	0.000
Partial Set-Asides	0	0	0	0	0	0.000	0	0.000
8(a) Awards	0	0	0	0	0	0.000	0	0.000
Subtotal:	0	0	0	0	0	0.000	0	0.000
Type of Contract								
Fixed Price	0	0	0	0	0	0.000	0	0.000
Cost Reimbursement	0	0	0	0	0	0.000	0	0.000
Time & Material	0	0	0	0	0	0.000	0	0.000
Labor Hour	0	0	0	0	0	0.000	0	0.000
Type of Contractor								
Business Concerns	0	0	0	0	0	0.000	0	0.000
Educational & Non-Profit	0	0	0	0	0	0.000	0	0.000
State/Local Government	0	0	0	0	0	0.000	0	0.000
Non-defined	0	0	0	0	0	0.000	0	0.000
Full and Open Competition (Post-CICA)								
Normal Full & Open Competition	0	0	0	0	0	0.000	0	0.000
Architect Engineering	0	0	0	0	0	0.000	0	0.000
Basic Research	0	0	0	0	0	0.000	0	0.000
Multiple Award	0	0	0	0	0	0.000	0	0.000
Alternate Source	0	0	0	0	0	0.000	0	0.000
Small Business Set-Aside	0	0	0	0	0	0.000	0	0.000
LSA Set-Aside	0	0	0	0	0	0.000	0	0.000
LSA/Small Business Set-Aside	0	0	0	0	0	0.000	0	0.000
Authority for Other Than Full and Open Competition (Post-CICA)								
Competitive								
Only One Source	0	0	0	0	0	0.000	0	0.000
Follow-on Contracts	0	0	0	0	0	0.000	0	0.000
Other	0	0	0	0	0	0.000	0	0.000
Unusual & Compelling Urgency	0	0	0	0	0	0.000	0	0.000
Mobilization/Essential R&D	0	0	0	0	0	0.000	0	0.000
International Agreement	0	0	0	0	0	0.000	0	0.000
National Security	0	0	0	0	0	0.000	0	0.000
Public Interest	0	0	0	0	0	0.000	0	0.000
Non-Competitive								
Only One Source	0	0	0	0	0	0.000	0	0.000
Follow-on Contracts	0	0	0	0	0	0.000	0	0.000
Other	0	0	0	0	0	0.000	0	0.000
Unusual & Compelling Urgency	0	0	0	0	0	0.000	0	0.000
Mobilization/Essential R&D	0	0	0	0	0	0.000	0	0.000
International Agreement	0	0	0	0	0	0.000	0	0.000
National Security	0	0	0	0	0	0.000	0	0.000
Public Interest	0	0	0	0	0	0.000	0	0.000
Not Available for Competition	0	0	0	0	0	0.000	0	0.000
Synopsis of Procurement Prior to Award								
Synopsized Prior to Award	0	0	0	0	0	0.000	0	0.000
Not Synopsized due to Emergency	0	0	0	0	0	0.000	0	0.000
Not Synopsized for Other Reasons	0	0	0	0	0	0.000	0	0.000
Women Owned Business	0	0	0	0	0	0.000	0	0.000
Full and Open with Only One Bidder/Offeror	0	0	0	0	0	0.000	0	0.000

FEDERAL PROCUREMENT DATA SYSTEM
AGENCY FOR INTERNATIONAL DEVELOPMENT SNAPSHOT REPORT

Actions Reported in Summary on SF281
 Fiscal Year 1988 Through Fourth Quarter

Part I - Total Prime Acquisition Actions

Acquisition Method	Number of Actions	Net Dollar Amount (000)				
		Total	Small Business Concerns	Large Business Concerns	Educational & Non-Profit Institutions	Outside U.S./ Outlying Areas
1. Total (2+7+8)	7,180	35,610				
2. Subtotal (3+4+5+6)	7,180	35,610	6,302	18,766	399	10,143
3. Formally Advertised (Including 2 Step)	298	3,694	1,045	2,081	124	444
4. Negotiated Competitive	3,339	17,026	2,466	7,554	54	6,952
5. Negotiated Non-Competitive	2,333	6,444	1,439	2,363	72	2,570
6. Procurement Under Another Agency's Contracts	1,210	8,446	1,352	6,768	149	177
6A. GSA Schedules	761	4,211	754	3,424	33	0
6B. Another Agency's Contracts	449	4,235	598	3,344	116	177
7. Directed Contracts For Foreign Governments	0	0				
8. Tariff Or Regulated Acquisitions	0	0				

Part II - Statistics on Selected Types of Acquisition

Type of Acquisition	Number of Actions	Net Dollar Amount (000)
9. Small Business Total Set-Asides	1,149	7,369
10. Small Business Partial Set-Asides	1	16
11. Total Labor Surplus Area Set-Asides	0	0
12. Total Labor Surplus Area/Small Business Set-Asides	0	0
13. Acquisitions From Minority and Disadvantaged Business Enterprises (13A + 13B)	856	5,631
13A. Directed to Large Or Small Minority Business Enterprises	232	6,739
13B. Small Business - Disadvantaged 8(A)	158	735
14. Women-Owned Business	74	6,004
	364	2,493

AGENCY FOR INTERNATIONAL DEVELOPMENT SNAPSHOT REPORT

Actions Reported Individually on SF279
 Fiscal Year 1988 Through Fourth Quarter

	PRE-CICA		POST-CICA		PRE- & POST-CICA			
	Actions	Dollars (000)	Actions	Dollars (000)	Actions	Percents of Actions	Dollars (000)	Percentage of Dollars (000)
Total	141	74,870	922	383,876	1,063	100.000	458,746	100.000
Subject To Statutory Requirements								
Walsh Healy Act - Mfg	1	90	15	7,714	16	1.505	7,804	1.701
Walsh Healy Act - Dealer	0	0	23	2,271	23	2.164	2,271	0.495
Service Contract Act	0	0	6	1,020	6	0.564	1,020	0.222
Davis Bacon Act	0	0	0	0	0	0.000	0	0.000
Not subject to Above 3 Acts	140	74,780	878	372,871	1,018	95.767	447,651	97.581
Kind of Contract Action								
Initial Letter Contract	0	0	0	0	0	0.000	0	0.000
Def. Cont. Superseding Letter Contract	0	0	0	0	0	0.000	0	0.000
New Definitive Contract	1	60	319	170,896	320	30.103	170,956	37.266
Order Under Agency's Contract	4	762	305	24,355	309	29.069	25,117	5.475
Modification	136	74,048	298	188,625	434	40.828	262,673	57.259
GSA Schedule	0	0	0	0	0	0.000	0	0.000
Order Under Other Agency's Contract	0	0	0	0	0	0.000	0	0.000
Termination for Default	0	0	0	0	0	0.000	0	0.000
Termination for Convenience	0	0	0	0	0	0.000	0	0.000
Labor Surplus Area (LSA)								
Total Set-Aside	0	0	3	104	3	0.282	104	0.023
Partial Set-Aside (DOD contracts)	0	0	0	0	0	0.000	0	0.000
Tie Bid Preference	0	0	2	150	2	0.188	150	0.033
Total LSA/Small Bus. Set-Aside	0	0	5	218	5	0.470	218	0.048
Comb. Sm. Bus. Partial LSA (DOD contracts)	0	0	0	0	0	0.000	0	0.000
Subtotal:	0	0	10	472	10	0.941	472	0.103
LSA No Preference Given	141	74,870	912	383,404	1,053	99.059	458,274	99.897
Product or Service								
Supplies & Equipment	1	60	121	23,791	122	11.477	23,851	5.199
Research & Development	3	403	18	15,110	21	1.976	15,513	3.382
Construction	0	0	0	0	0	0.000	0	0.000
Architect Engineering	6	886	18	30,979	24	2.258	31,865	6.946
Automatic Data Processing Services	2	117	23	15,234	25	2.352	15,351	3.346
ADP Equipment, Purchase & Lease	1	90	13	953	14	1.317	1,043	0.227
Real Property, Purchase & Lease	0	0	0	0	0	0.000	0	0.000
Other Services	128	73,314	729	297,809	857	80.621	371,123	80.899

FEDERAL PROCUREMENT DATA SYSTEM
AGENCY FOR INTERNATIONAL DEVELOPMENT SNAPSHOT REPORT
 Actions Reported Individually on SF279
 Fiscal Year 1988 Through Fourth Quarter

	PRE-CICA		POST-CICA		PRE- & POST-CICA			
	Actions	Dollars (000)	Actions	Dollars (000)	Actions	Percentage of Actions	Dollars (000)	Percentage of Dollars (000)
Methods of Contracting (Pre-CICA)								
2-step Formal Advertising	3	147	0	0	3	0.282	147	0.032
Other Formal Advertising	58	34,580	0	0	58	5.456	34,580	7.536
Negotiated Competitive	19	11,577	0	0	19	1.787	11,577	2.524
Negotiated Non-Competitive	38	20,702	0	0	38	3.575	20,702	4.513
Directed for Foreign Governments	0	0	0	0	0	0.000	0	0.000
Tariff or Regulated	0	0	0	0	0	0.000	0	0.000
8(a) Awards	23	7,864	0	0	23	2.164	7,864	1.714
Brand Name For Resale	0	0	0	0	0	0.000	0	0.000
Small Business Awards								
Small Business No Preference	27	4,928	286	130,901	313	29.445	135,829	29.609
Total Set-Asides	0	0	81	10,902	81	7.620	10,902	2.376
Partial Set-Asides	0	0	0	0	0	0.000	0	0.000
8(a) Awards	23	7,864	112	46,592	135	12.700	54,456	11.871
Subtotal:	50	12,792	479	188,395	529	49.765	201,187	43.856
Type of Contract								
Fixed Price	14	2,785	245	59,540	259	24.365	62,325	13.586
Cost Reimbursement	122	71,053	360	301,082	482	45.343	372,135	81.120
Time & Material	5	1,032	317	23,254	322	30.292	24,286	5.294
Labor Hour	0	0	0	0	0	0.000	0	0.000
Type of Contractor								
Business Concerns	85	35,199	807	306,108	892	83.913	341,307	74.400
Educational & Non-Profit	34	24,190	89	58,122	123	11.571	82,312	17.943
State/Local Government	16	14,695	13	14,301	29	2.728	28,996	6.321
Non-defined	6	786	13	5,345	19	1.787	6,131	1.336
Full and Open Competition (Post-CICA)								
Normal Full & Open Competition	0	0	478	203,366	478	44.967	203,366	44.331
Architect Engineering	0	0	9	12,332	9	0.847	12,332	2.688
Basic Research	0	0	0	0	0	0.000	0	0.000
Multiple Award	0	0	5	204	5	0.470	204	0.044
Alternate Source	0	0	1	558	1	0.094	558	0.122
Small Business Set-Aside	0	0	81	10,902	81	7.620	10,902	2.376
LSA Set-Aside	0	0	0	0	0	0.000	0	0.000
LSA/Small Business Set-Aside	0	0	0	0	0	0.000	0	0.000
Authority for Other Than Full and Open Competition (Post-CICA)								
Competitive								
Only One Source	0	0	8	3,958	8	0.753	3,958	0.863
Follow-on Contracts	0	0	3	118	3	0.282	118	0.026
Other	0	0	5	895	5	0.470	895	0.195
Unusual & Compelling Urgency	0	0	20	20,044	20	1.881	20,044	4.369
Mobilization/Essential R&D	0	0	0	0	0	0.000	0	0.000
International Agreement	0	0	0	0	0	0.000	0	0.000
National Security	0	0	0	0	0	0.000	0	0.000
Public Interest	0	0	0	0	0	0.000	0	0.000
Non-Competitive								
Only One Source	0	0	20	19,449	20	1.881	19,449	4.240
Follow-on Contracts	0	0	6	1,232	6	0.564	1,232	0.269
Other	0	0	23	10,903	23	2.164	10,903	2.377
Unusual & Compelling Urgency	0	0	21	9,508	21	1.976	9,508	2.073
Mobilization/Essential R&D	0	0	1	306	1	0.094	306	0.067
International Agreement	0	0	0	0	0	0.000	0	0.000
National Security	0	0	0	0	0	0.000	0	0.000
Public Interest	0	0	0	0	0	0.000	0	0.000
Not Available for Competition	23	7,864	236	90,032	259	24.365	97,896	21.340
Synopsis of Procurement Prior to Award								
Synopsis Prior to Award	63	46,476	537	228,452	600	56.444	274,928	59.930
Not Synopsized due to Emergency	1	97	30	9,125	31	2.916	9,222	2.010
Not Synopsized for Other Reasons	77	28,297	355	146,299	432	40.640	174,596	38.059
Women Owned Business	6	-235	68	6,649	74	6.961	6,414	1.398
Full and Open with Only One Bidder/Offoror	0	0	39	25,633	39	3.669	25,633	5.588

FEDERAL PROCUREMENT DATA SYSTEM

AMERICAN BATTLE MONUMENTS COMMISSION SNAPSHOT REPORT

Actions Reported in Summary on SF281

Fiscal Year 1988 Through Fourth Quarter

Part I - Total Prime Acquisition Actions

Acquisition Method	Number of Actions	Net Dollar Amount (000)				
		Total	Small Business Concerns	Large Business Concerns	Educational & Non-Profit Institutions	Outside U.S./Outlying Areas
1. Total (2+7+8)	6,472	3,457				
2. Subtotal (3+4+5+6)	6,472	3,457				
3. Formally Advertised (Including 2 Step)	151	375	42	50	52	3,313
4. Negotiated Competitive	181	482	0	0	0	375
5. Negotiated Non-Competitive	5,995	2,456	0	0	0	482
6. Procurement Under Another Agency's Contracts	145	144	42	50	52	2,456
6A. GSA Schedules	89	92	42	50	0	0
6B. Another Agency's Contracts	56	52	0	0	52	0
7. Directed Contracts For Foreign Governments	0	0				
8. Tariff Or Regulated Acquisitions	0	0				

Part II - Statistics on Selected Types of Acquisition

Type of Acquisition	Number of Actions	Net Dollar Amount (000)
9. Small Business Total Set-Asides	0	0
10. Small Business Partial Set-Asides	0	0
11. Total Labor Surplus Area Set-Asides	0	0
12. Total Labor Surplus Area/Small Business Set-Asides	0	0
13. Acquisitions From Minority and Disadvantaged Business Enterprises (13A + 13B)	0	0
13A. Directed to Large Or Small Minority Business Enterprises	0	0
13B. Small Business - Disadvantaged 8(A)	0	0
14. Women-Owned Business	0	0

AMERICAN BATTLE MONUMENTS COMMISSION SNAPSHOT REPORT

Actions Reported Individually on SF279

Fiscal Year 1988 Through Fourth Quarter

	PRE-CICA		POST-CICA		PRE- & POST-CICA			
	Actions	Dollars (000)	Actions	Dollars (000)	Actions	Percents of Actions	Dollars (000)	Percentage of Dollars (000)
Total	0	0	0	0	0	0.000	0	0.000
Subject To Statutory Requirements								
Walsh Healy Act - Mfg	0	0	0	0	0	0.000	0	0.000
Walsh Healy Act - Dealer	0	0	0	0	0	0.000	0	0.000
Service Contract Act	0	0	0	0	0	0.000	0	0.000
Davis Bacon Act	0	0	0	0	0	0.000	0	0.000
Not subject to Above 3 Acts	0	0	0	0	0	0.000	0	0.000
Kind of Contract Action								
Initial Letter Contract	0	0	0	0	0	0.000	0	0.000
Def. Cont. Superseding Letter Contract	0	0	0	0	0	0.000	0	0.000
New Definitive Contract	0	0	0	0	0	0.000	0	0.000
Order Under Agency's Contract	0	0	0	0	0	0.000	0	0.000
Modification	0	0	0	0	0	0.000	0	0.000
GSA Schedule	0	0	0	0	0	0.000	0	0.000
Order Under Other Agency's Contract	0	0	0	0	0	0.000	0	0.000
Termination for Default	0	0	0	0	0	0.000	0	0.000
Termination for Convenience	0	0	0	0	0	0.000	0	0.000
Labor Surplus Area (LSA)								
Total Set-Aside	0	0	0	0	0	0.000	0	0.000
Partial Set-Aside (DOD contracts)	0	0	0	0	0	0.000	0	0.000
Tie Bid Preference	0	0	0	0	0	0.000	0	0.000
Total LSA/Small Bus. Set-Aside	0	0	0	0	0	0.000	0	0.000
Comb. Sm. Bus. Partial LSA (DOD contracts)	0	0	0	0	0	0.000	0	0.000
Subtotal:	0	0	0	0	0	0.000	0	0.000
LSA No Preference Given	0	0	0	0	0	0.000	0	0.000
Product or Service								
Supplies & Equipment	0	0	0	0	0	0.000	0	0.000
Research & Development	0	0	0	0	0	0.000	0	0.000
Construction	0	0	0	0	0	0.000	0	0.000
Architect Engineering	0	0	0	0	0	0.000	0	0.000
Automatic Data Processing Services	0	0	0	0	0	0.000	0	0.000
ADP Equipment, Purchase & Lease	0	0	0	0	0	0.000	0	0.000
Real Property, Purchase & Lease	0	0	0	0	0	0.000	0	0.000
Other Services	0	0	0	0	0	0.000	0	0.000

FEDERAL PROCUREMENT DATA SYSTEM
AMERICAN BATTLE MONUMENTS COMMISSION SNAPSHOT REPORT
 Actions Reported Individually on SF279
 Fiscal Year 1988 Through Fourth Quarter

	PRE-CICA		POST-CICA		PRE- & POST-CICA			
	Actions	Dollars (000)	Actions	Dollars (000)	Actions	Percentage of Actions	Dollars (000)	Percentage of Dollars (000)
Methods of Contracting (Pre-CICA)								
2-step Formal Advertising	0	0	0	0	0	0.000	0	0.000
Other Formal Advertising	0	0	0	0	0	0.000	0	0.000
Negotiated Competitive	0	0	0	0	0	0.000	0	0.000
Negotiated Non-Competitive	0	0	0	0	0	0.000	0	0.000
Directed for Foreign Governments	0	0	0	0	0	0.000	0	0.000
Tariff or Regulated	0	0	0	0	0	0.000	0	0.000
8(a) Awards	0	0	0	0	0	0.000	0	0.000
Brand Name For Resale	0	0	0	0	0	0.000	0	0.000
Small Business Awards								
Small Business No Preference	0	0	0	0	0	0.000	0	0.000
Total Set-Asides	0	0	0	0	0	0.000	0	0.000
Partial Set-Asides	0	0	0	0	0	0.000	0	0.000
8(a) Awards	0	0	0	0	0	0.000	0	0.000
Subtotal:	0	0	0	0	0	0.000	0	0.000
Type of Contract								
Fixed Price	0	0	0	0	0	0.000	0	0.000
Cost Reimbursement	0	0	0	0	0	0.000	0	0.000
Time & Material	0	0	0	0	0	0.000	0	0.000
Labor Hour	0	0	0	0	0	0.000	0	0.000
Type of Contractor								
Business Concerns	0	0	0	0	0	0.000	0	0.000
Educational & Non-Profit	0	0	0	0	0	0.000	0	0.000
State/Local Government	0	0	0	0	0	0.000	0	0.000
Non-defined	0	0	0	0	0	0.000	0	0.000
Full and Open Competition (Post-CICA)								
Normal Full & Open Competition	0	0	0	0	0	0.000	0	0.000
Architect Engineering	0	0	0	0	0	0.000	0	0.000
Basic Research	0	0	0	0	0	0.000	0	0.000
Multiple Award	0	0	0	0	0	0.000	0	0.000
Alternate Source	0	0	0	0	0	0.000	0	0.000
Small Business Set-Aside	0	0	0	0	0	0.000	0	0.000
LSA Set-Aside	0	0	0	0	0	0.000	0	0.000
LSA/Small Business Set-Aside	0	0	0	0	0	0.000	0	0.000
Authority for Other Than Full and Open Competition (Post-CICA)								
Competitive								
Only One Source	0	0	0	0	0	0.000	0	0.000
Follow-on Contracts	0	0	0	0	0	0.000	0	0.000
Other	0	0	0	0	0	0.000	0	0.000
Unusual & Compelling Urgency	0	0	0	0	0	0.000	0	0.000
Mobilization/Essential R&D	0	0	0	0	0	0.000	0	0.000
International Agreement	0	0	0	0	0	0.000	0	0.000
National Security	0	0	0	0	0	0.000	0	0.000
Public Interest	0	0	0	0	0	0.000	0	0.000
Non-Competitive								
Only One Source	0	0	0	0	0	0.000	0	0.000
Follow-on Contracts	0	0	0	0	0	0.000	0	0.000
Other	0	0	0	0	0	0.000	0	0.000
Unusual & Compelling Urgency	0	0	0	0	0	0.000	0	0.000
Mobilization/Essential R&D	0	0	0	0	0	0.000	0	0.000
International Agreement	0	0	0	0	0	0.000	0	0.000
National Security	0	0	0	0	0	0.000	0	0.000
Public Interest	0	0	0	0	0	0.000	0	0.000
Not Available for Competition	0	0	0	0	0	0.000	0	0.000
Synopsis of Procurement Prior to Award								
Synopsized Prior to Award	0	0	0	0	0	0.000	0	0.000
Not Synopsized due to Emergency	0	0	0	0	0	0.000	0	0.000
Not Synopsized for Other Reasons	0	0	0	0	0	0.000	0	0.000
Women Owned Business	0	0	0	0	0	0.000	0	0.000
Full and Open with Only One Bidder/Offoror	0	0	0	0	0	0.000	0	0.000

BOARD FOR INTERNATIONAL BROADCASTING SNAPSHOT REPORT

Actions Reported in Summary on SF281

Fiscal Year 1988 Through Fourth Quarter

Part I - Total Prime Acquisition Actions

Acquisition Method	Number of Actions	Net Dollar Amount (000)				
		Total	Small Business Concerns	Large Business Concerns	Educational & Non-Profit Institutions	Outside U.S./ Outlying Areas
1. Total (2+7+8)						
2. Subtotal (3+4+5+6)						
3. Formally Advertised (Including 2 Step)						
4. Negotiated Competitive						
5. Negotiated Non-Competitive						
6. Procurement Under Another Agency's Contracts						
6A. GSA Schedules						
6B. Another Agency's Contracts						
7. Directed Contracts For Foreign Governments						
8. Tariff Or Regulated Acquisitions						

Part II - Statistics on Selected Types of Acquisition

Type of Acquisition	Number of Actions	Net Dollar Amount (000)
9. Small Business Total Set-Asides		
10. Small Business Partial Set-Asides		
11. Total Labor Surplus Area Set-Asides		
12. Total Labor Surplus Area/Small Business Set-Asides		
13. Acquisitions From Minority and Disadvantaged Business Enterprises (13A + 13B)		
13A. Directed to Large Or Small Minority Business Enterprises		
13B. Small Business - Disadvantaged 8(A)		
14. Women-Owned Business		

*** FAILED TO REPORT THIS YEAR ***

BOARD FOR INTERNATIONAL BROADCASTING SNAPSHOT REPORT

Actions Reported Individually on SF279

Fiscal Year 1988 Through Fourth Quarter

	PRE-CICA		POST-CICA		PRE- & POST-CICA			
	Actions	Dollars (000)	Actions	Dollars (000)	Actions	Percents of Actions	Dollars (000)	Percentage of Dollars (000)
Total	0	0	1	110	1	100.000	110	100.000
Subject To Statutory Requirements								
Walsh Healy Act - Mfg	0	0	0	0	0	0.000	0	0.000
Walsh Healy Act - Dealer	0	0	0	0	0	0.000	0	0.000
Service Contract Act	0	0	1	110	1	100.000	110	100.000
Davis Bacon Act	0	0	0	0	0	0.000	0	0.000
Not subject to Above 3 Acts	0	0	0	0	0	0.000	0	0.000
Kind of Contract Action								
Initial Letter Contract	0	0	0	0	0	0.000	0	0.000
Def. Cont. Superseding Letter Contract	0	0	1	110	1	100.000	110	100.000
New Definitive Contract	0	0	0	0	0	0.000	0	0.000
Order Under Agency's Contract	0	0	0	0	0	0.000	0	0.000
Modification	0	0	0	0	0	0.000	0	0.000
GSA Schedule	0	0	0	0	0	0.000	0	0.000
Order Under Other Agency's Contract	0	0	0	0	0	0.000	0	0.000
Termination for Default	0	0	0	0	0	0.000	0	0.000
Termination for Convenience	0	0	0	0	0	0.000	0	0.000
Labor Surplus Area (LSA)								
Total Set-Aside	0	0	0	0	0	0.000	0	0.000
Partial Set-Aside (DOD contracts)	0	0	0	0	0	0.000	0	0.000
Tie Bid Preference	0	0	0	0	0	0.000	0	0.000
Total LSA/Small Bus. Set-Aside	0	0	0	0	0	0.000	0	0.000
Comb. Sm. Bus. Partial LSA (DOD contracts) ..	0	0	0	0	0	0.000	0	0.000
Subtotal:	0	0	0	0	0	0.000	0	0.000
LSA No Preference Given	0	0	1	110	1	100.000	110	100.000
Product or Service								
Supplies & Equipment	0	0	0	0	0	0.000	0	0.000
Research & Development	0	0	0	0	0	0.000	0	0.000
Construction	0	0	0	0	0	0.000	0	0.000
Architect Engineering	0	0	0	0	0	0.000	0	0.000
Automatic Data Processing Services	0	0	0	0	0	0.000	0	0.000
ADP Equipment, Purchase & Lease	0	0	0	0	0	0.000	0	0.000
Real Property, Purchase & Lease	0	0	0	0	0	0.000	0	0.000
Other Services	0	0	1	110	1	100.000	110	100.000

FEDERAL PROCUREMENT DATA SYSTEM

BOARD FOR INTERNATIONAL BROADCASTING SNAPSHOT REPORT

Actions Reported Individually on SF279

Fiscal Year 1988 Through Fourth Quarter

	PRE-CICA		POST-CICA		PRE-& POST-CICA			
	Actions	Dollars (000)	Actions	Dollars (000)	Actions	Percentage of Actions	Dollars (000)	Percentage of Dollars (000)
Methods of Contracting (Pre-CICA)								
2-step Formal Advertising	0	0	0	0	0	0.000	0	0.000
Other Formal Advertising	0	0	0	0	0	0.000	0	0.000
Negotiated Competitive	0	0	0	0	0	0.000	0	0.000
Negotiated Non-Competitive	0	0	0	0	0	0.000	0	0.000
Directed for Foreign Governments	0	0	0	0	0	0.000	0	0.000
Tariff or Regulated	0	0	0	0	0	0.000	0	0.000
8(a) Awards	0	0	0	0	0	0.000	0	0.000
Brand Name For Resale	0	0	0	0	0	0.000	0	0.000
Small Business Awards								
Small Business No Preference	0	0	0	0	0	0.000	0	0.000
Total Set-Asides	0	0	0	0	0	0.000	0	0.000
Partial Set-Asides	0	0	0	0	0	0.000	0	0.000
8(a) Awards	0	0	0	0	0	0.000	0	0.000
Subtotal:	0	0	0	0	0	0.000	0	0.000
Type of Contract								
Fixed Price	0	0	1	110	1	100.000	110	100.000
Cost Reimbursement	0	0	0	0	0	0.000	0	0.000
Time & Material	0	0	0	0	0	0.000	0	0.000
Labor Hour	0	0	0	0	0	0.000	0	0.000
Type of Contractor								
Business Concerns	0	0	1	110	1	100.000	110	100.000
Educational & Non-Profit	0	0	0	0	0	0.000	0	0.000
State/Local Government	0	0	0	0	0	0.000	0	0.000
Non-defined	0	0	0	0	0	0.000	0	0.000
Full and Open Competition (Post-CICA)								
Normal Full & Open Competition	0	0	1	110	1	100.000	110	100.000
Architect Engineering	0	0	0	0	0	0.000	0	0.000
Basic Research	0	0	0	0	0	0.000	0	0.000
Multiple Award	0	0	0	0	0	0.000	0	0.000
Alternate Source	0	0	0	0	0	0.000	0	0.000
Small Business Set-Aside	0	0	0	0	0	0.000	0	0.000
LSA Set-Aside	0	0	0	0	0	0.000	0	0.000
LSA/Small Business Set-Aside	0	0	0	0	0	0.000	0	0.000
Authority for Other Than Full and Open Competition (Post-CICA)								
Competitive								
Only One Source	0	0	0	0	0	0.000	0	0.000
Follow-on Contracts	0	0	0	0	0	0.000	0	0.000
Other	0	0	0	0	0	0.000	0	0.000
Unusual & Compelling Urgency	0	0	0	0	0	0.000	0	0.000
Mobilization/Essential R&D	0	0	0	0	0	0.000	0	0.000
International Agreement	0	0	0	0	0	0.000	0	0.000
National Security	0	0	0	0	0	0.000	0	0.000
Public Interest	0	0	0	0	0	0.000	0	0.000
Non-Competitive								
Only One Source	0	0	0	0	0	0.000	0	0.000
Follow-on Contracts	0	0	0	0	0	0.000	0	0.000
Other	0	0	0	0	0	0.000	0	0.000
Unusual & Compelling Urgency	0	0	0	0	0	0.000	0	0.000
Mobilization/Essential R&D	0	0	0	0	0	0.000	0	0.000
International Agreement	0	0	0	0	0	0.000	0	0.000
National Security	0	0	0	0	0	0.000	0	0.000
Public Interest	0	0	0	0	0	0.000	0	0.000
Not Available for Competition	0	0	0	0	0	0.000	0	0.000
Synopsis of Procurement Prior to Award								
Synopsized Prior to Award	0	0	1	110	1	100.000	110	100.000
Not Synopsized due to Emergency	0	0	0	0	0	0.000	0	0.000
Not Synopsized for Other Reasons	0	0	0	0	0	0.000	0	0.000
Women Owned Business	0	0	0	0	0	0.000	0	0.000
Full and Open with Only One Bidder/Offeror	0	0	0	0	0	0.000	0	0.000

FEDERAL PROCUREMENT DATA SYSTEM
COMMISSION ON CIVIL RIGHTS SNAPSHOT REPORT
 Actions Reported in Summary on SF281
 Fiscal Year 1988 Through Fourth Quarter

Part I - Total Prime Acquisition Actions

Acquisition Method	Number of Actions	Net Dollar Amount (000)				
		Total	Small Business Concerns	Large Business Concerns	Educational & Non-Profit Institutions	Outside U.S./ Outlying Areas
1. Total (2+7+8)	391	383	221	157	4	1
2. Subtotal (3+4+5+6)	391	383	20	16	1	0
3. Formally Advertised (Including 2 Step)	47	37	20	46	2	1
4. Negotiated Competitive	254	206	157	14	1	0
5. Negotiated Non-Competitive	76	59	44	81	0	0
6. Procurement Under Another Agency's Contracts	14	81	0	81	0	0
6A. GSA Schedules	14	81	0	0	0	0
6B. Another Agency's Contracts	0	0	0	0	0	0
7. Directed Contracts For Foreign Governments	0	0	0	0	0	0
8. Tariff Or Regulated Acquisitions	0	0	0	0	0	0

Part II - Statistics on Selected Types of Acquisition

Type of Acquisition	Number of Actions	Net Dollar Amount (000)
9. Small Business Total Set-Asides	0	0
10. Small Business Partial Set-Asides	0	0
11. Total Labor Surplus Area Set-Asides	0	0
12. Total Labor Surplus Area/Small Business Set-Asides	65	112
13. Acquisitions From Minority and Disadvantaged Business Enterprises (13A + 13B)	47	40
13A. Directed to Large Or Small Minority Business Enterprises	18	72
13B. Small Business - Disadvantaged 8(A)	15	5
14. Women-Owned Business	0	0

*** FAILED TO REPORT THIS QUARTER ***

COMMISSION ON CIVIL RIGHTS SNAPSHOT REPORT

Actions Reported Individually on SF279
 Fiscal Year 1988 Through Fourth Quarter

	PRE-CICA		POST-CICA		PRE- & POST-CICA			
	Actions	Dollars (000)	Actions	Dollars (000)	Actions	Percents of Actions	Dollars (000)	Percentage of Dollars (000)
Total	0	0	0	0	0	0.000	0	0.000
Subject To Statutory Requirements	0	0	0	0	0	0.000	0	0.000
Walsh Healy Act - Mfg	0	0	0	0	0	0.000	0	0.000
Walsh Healy Act - Dealer	0	0	0	0	0	0.000	0	0.000
Service Contract Act	0	0	0	0	0	0.000	0	0.000
Davis Bacon Act	0	0	0	0	0	0.000	0	0.000
Not subject to Above 3 Acts	0	0	0	0	0	0.000	0	0.000
Kind of Contract Action	0	0	0	0	0	0.000	0	0.000
Initial Letter Contract	0	0	0	0	0	0.000	0	0.000
Def. Cont. Superseding Letter Contract	0	0	0	0	0	0.000	0	0.000
New Definitive Contract	0	0	0	0	0	0.000	0	0.000
Order Under Agency's Contract	0	0	0	0	0	0.000	0	0.000
Modification	0	0	0	0	0	0.000	0	0.000
GSA Schedule	0	0	0	0	0	0.000	0	0.000
Order Under Other Agency's Contract	0	0	0	0	0	0.000	0	0.000
Termination for Default	0	0	0	0	0	0.000	0	0.000
Termination for Convenience	0	0	0	0	0	0.000	0	0.000
Labor Surplus Area (LSA)	0	0	0	0	0	0.000	0	0.000
Total Set-Aside	0	0	0	0	0	0.000	0	0.000
Partial Set-Aside (DOD contracts)	0	0	0	0	0	0.000	0	0.000
Tie Bid Preference	0	0	0	0	0	0.000	0	0.000
Total LSA/Small Bus. Set-Aside	0	0	0	0	0	0.000	0	0.000
Comb. Sm. Bus. Partial LSA (DOD contracts)	0	0	0	0	0	0.000	0	0.000
Subtotal:	0	0	0	0	0	0.000	0	0.000
LSA No Preference Given	0	0	0	0	0	0.000	0	0.000
Product or Service	0	0	0	0	0	0.000	0	0.000
Supplies & Equipment	0	0	0	0	0	0.000	0	0.000
Research & Development	0	0	0	0	0	0.000	0	0.000
Construction	0	0	0	0	0	0.000	0	0.000
Architect Engineering	0	0	0	0	0	0.000	0	0.000
Automatic Data Processing Services	0	0	0	0	0	0.000	0	0.000
ADP Equipment, Purchase & Lease	0	0	0	0	0	0.000	0	0.000
Real Property, Purchase & Lease	0	0	0	0	0	0.000	0	0.000
Other Services	0	0	0	0	0	0.000	0	0.000

*** FAILED TO REPORT THIS QUARTER ***

FEDERAL PROCUREMENT DATA SYSTEM
COMMISSION ON CIVIL RIGHTS SNAPSHOT REPORT
 Actions Reported Individually on SF279
 Fiscal Year 1988 Through Fourth Quarter

	PRE-CICA		POST-CICA		PRE- & POST-CICA			
	Actions	Dollars (000)	Actions	Dollars (000)	Actions	Percentage of Actions	Dollars (000)	Percentage of Dollars (000)
Methods of Contracting (Pre-CICA)								
2-step Formal Advertising	0	0	0	0	0	0.000	0	0.000
Other Formal Advertising	0	0	0	0	0	0.000	0	0.000
Negotiated Competitive	0	0	0	0	0	0.000	0	0.000
Negotiated Non-Competitive	0	0	0	0	0	0.000	0	0.000
Directed for Foreign Governments	0	0	0	0	0	0.000	0	0.000
Tariff or Regulated	0	0	0	0	0	0.000	0	0.000
8(a) Awards	0	0	0	0	0	0.000	0	0.000
Brand Name For Resale	0	0	0	0	0	0.000	0	0.000
Small Business Awards								
Small Business No Preference	0	0	0	0	0	0.000	0	0.000
Total Set-Asides	0	0	0	0	0	0.000	0	0.000
Partial Set-Asides	0	0	0	0	0	0.000	0	0.000
8(a) Awards	0	0	0	0	0	0.000	0	0.000
Subtotal:	0	0	0	0	0	0.000	0	0.000
Type of Contract								
Fixed Price	0	0	0	0	0	0.000	0	0.000
Cost Reimbursement	0	0	0	0	0	0.000	0	0.000
Time & Material	0	0	0	0	0	0.000	0	0.000
Labor Hour	0	0	0	0	0	0.000	0	0.000
Type of Contractor								
Business Concerns	0	0	0	0	0	0.000	0	0.000
Educational & Non-Profit	0	0	0	0	0	0.000	0	0.000
State/Local Government	0	0	0	0	0	0.000	0	0.000
Non-defined	0	0	0	0	0	0.000	0	0.000
Full and Open Competition (Post-CICA)								
Normal Full & Open Competition	0	0	0	0	0	0.000	0	0.000
Architect Engineering	0	0	0	0	0	0.000	0	0.000
Basic Research	0	0	0	0	0	0.000	0	0.000
Multiple Award	0	0	0	0	0	0.000	0	0.000
Alternate Source	0	0	0	0	0	0.000	0	0.000
Small Business Set-Aside	0	0	0	0	0	0.000	0	0.000
LSA Set-Aside	0	0	0	0	0	0.000	0	0.000
LSA/Small Business Set-Aside	0	0	0	0	0	0.000	0	0.000
Authority for Other Than Full and Open Competition (Post-CICA)								
Competitive								
Only One Source	0	0	0	0	0	0.000	0	0.000
Follow-on Contracts	0	0	0	0	0	0.000	0	0.000
Other	0	0	0	0	0	0.000	0	0.000
Unusual & Compelling Urgency	0	0	0	0	0	0.000	0	0.000
Mobilization/Essential R&D	0	0	0	0	0	0.000	0	0.000
International Agreement	0	0	0	0	0	0.000	0	0.000
National Security	0	0	0	0	0	0.000	0	0.000
Public Interest	0	0	0	0	0	0.000	0	0.000
Non-Competitive								
Only One Source	0	0	0	0	0	0.000	0	0.000
Follow-on Contracts	0	0	0	0	0	0.000	0	0.000
Other	0	0	0	0	0	0.000	0	0.000
Unusual & Compelling Urgency	0	0	0	0	0	0.000	0	0.000
Mobilization/Essential R&D	0	0	0	0	0	0.000	0	0.000
International Agreement	0	0	0	0	0	0.000	0	0.000
National Security	0	0	0	0	0	0.000	0	0.000
Public Interest	0	0	0	0	0	0.000	0	0.000
Not Available for Competition	0	0	0	0	0	0.000	0	0.000
Synopsis of Procurement Prior to Award								
Synopsized Prior to Award	0	0	0	0	0	0.000	0	0.000
Not Synopsized due to Emergency	0	0	0	0	0	0.000	0	0.000
Not Synopsized for Other Reasons	0	0	0	0	0	0.000	0	0.000
Women Owned Business	0	0	0	0	0	0.000	0	0.000
Full and Open with Only One Bidder/Officer	0	0	0	0	0	0.000	0	0.000

*** FAILED TO REPORT THIS QUARTER ***

FEDERAL PROCUREMENT DATA SYSTEM
COMMODITY FUTURES TRADING COMMISSION SNAPSHOT REPORT

Actions Reported in Summary on SF281

Fiscal Year 1988 Through Fourth Quarter

Part I - Total Prime Acquisition Actions

Acquisition Method	Number of Actions	Net Dollar Amount (000)				
		Total	Small Business Concerns	Large Business Concerns	Educational & Non-Profit Institutions	Outside U.S./ Outlying Areas
1. Total (2+7+8)	1,919	2,385		1,208	0	0
2. Subtotal (3+4+5+6)	1,879	2,349	1,141	0	0	0
3. Formally Advertised (Including 2 Step)	0	0	0	187	0	0
4. Negotiated Competitive	1,029	1,122	935	524	0	0
5. Negotiated Non-Competitive	632	572	48	497	0	0
6. Procurement Under Another Agency's Contracts	218	655	158	497	0	0
6A. GSA Schedules	218	655	158	497	0	0
6B. Another Agency's Contracts	0	0	0	0	0	0
7. Directed Contracts For Foreign Governments	0	0	0	0	0	0
8. Tariff Or Regulated Acquisitions	40	36				

Part II - Statistics on Selected Types of Acquisition

Type of Acquisition	Number of Actions	Net Dollar Amount (000)
9. Small Business Total Set-Asides	951	1,097
10. Small Business Partial Set-Asides	0	0
11. Total Labor Surplus Area Set-Asides	0	0
12. Total Labor Surplus Area/Small Business Set-Asides	0	0
13. Acquisitions From Minority and Disadvantaged Business Enterprises (13A + 13B)	2	3
13A. Directed to Large Or Small Minority Business Enterprises	1	2
13B. Small Business - Disadvantaged 8(A)	1	1
14. Women-Owned Business	2	5

COMMODITY FUTURES TRADING COMMISSION SNAPSHOT REPORT

Actions Reported Individually on SF279

Fiscal Year 1988 Through Fourth Quarter

	PRE-CICA		POST-CICA		PRE- & POST-CICA			
	Actions	Dollars (000)	Actions	Dollars (000)	Actions	Percents of Actions	Dollars (000)	Percentage of Dollars (000)
Total	0	0	39	6,492	39	100.000	6,492	100.000
Subject To Statutory Requirements								
Walsh Healy Act - Mfg	0	0	17	1,009	17	43.590	1,009	15.542
Walsh Healy Act - Dealer	0	0	2	130	2	5.128	130	2.002
Service Contract Act	0	0	0	0	0	0.000	0	0.000
Davis Bacon Act	0	0	0	0	0	0.000	0	0.000
Not subject to Above 3 Acts	0	0	20	5,353	20	51.282	5,353	82.455
Kind of Contract Action								
Initial Letter Contract	0	0	0	0	0	0.000	0	0.000
Def. Cont. Superseding Letter Contract	0	0	0	0	0	0.000	0	0.000
New Definitive Contract	0	0	14	5,307	14	35.897	5,307	81.747
Order Under Agency's Contract	0	0	0	0	0	0.000	0	0.000
Modification	0	0	9	186	9	23.077	186	2.865
GSA Schedule	0	0	16	999	16	41.026	999	15.388
Order Under Other Agency's Contract	0	0	0	0	0	0.000	0	0.000
Termination for Default	0	0	0	0	0	0.000	0	0.000
Termination for Convenience	0	0	0	0	0	0.000	0	0.000
Labor Surplus Area (LSA)								
Total Set-Aside	0	0	0	0	0	0.000	0	0.000
Partial Set-Aside (DOD contracts)	0	0	0	0	0	0.000	0	0.000
Tie Bid Preference	0	0	0	0	0	0.000	0	0.000
Total LSA/Small Bus. Set-Aside	0	0	0	0	0	0.000	0	0.000
Comb. Sm. Bus. Partial LSA (DOD contracts)	0	0	0	0	0	0.000	0	0.000
Subtotal:	0	0	0	0	0	0.000	0	0.000
LSA No Preference Given	0	0	39	6,492	39	100.000	6,492	100.000
Product or Service								
Supplies & Equipment	0	0	4	238	4	10.256	238	3.666
Research & Development	0	0	0	0	0	0.000	0	0.000
Construction	0	0	0	0	0	0.000	0	0.000
Architect Engineering	0	0	0	0	0	0.000	0	0.000
Automatic Data Processing Services	0	0	1	678	1	2.564	678	10.444
ADP Equipment, Purchase & Lease	0	0	14	1,071	14	35.897	1,071	16.497
Real Property, Purchase & Lease	0	0	14	4,226	14	35.897	4,226	65.096
Other Services	0	0	6	279	6	15.385	279	4.298

FEDERAL PROCUREMENT DATA SYSTEM
COMMODITY FUTURES TRADING COMMISSION SNAPSHOT REPORT
 Actions Reported Individually on SF279
 Fiscal Year 1988 Through Fourth Quarter

	PRE-CICA		POST-CICA		PRE- & POST-CICA			
	Actions	Dollars (000)	Actions	Dollars (000)	Actions	Percentage of Actions	Dollars (000)	Percentage of Dollars (000)
Methods of Contracting (Pre-CICA)								
2-step Formal Advertising	0	0	0	0	0	0.000	0	0.000
Other Formal Advertising	0	0	0	0	0	0.000	0	0.000
Negotiated Competitive	0	0	0	0	0	0.000	0	0.000
Negotiated Non-Competitive	0	0	0	0	0	0.000	0	0.000
Directed for Foreign Governments	0	0	0	0	0	0.000	0	0.000
Tariff or Regulated	0	0	0	0	0	0.000	0	0.000
8(a) Awards	0	0	0	0	0	0.000	0	0.000
Brand Name For Resale	0	0	0	0	0	0.000	0	0.000
Small Business Awards								
Small Business No Preference	0	0	6	348	6	15.385	348	5.360
Total Set-Asides	0	0	0	0	0	0.000	0	0.000
Partial Set-Asides	0	0	0	0	0	0.000	0	0.000
8(a) Awards	0	0	1	678	1	2.564	678	10.444
Subtotal:	0	0	7	1,026	7	17.949	1,026	15.804
Type of Contract								
Fixed Price	0	0	38	5,814	38	97.436	5,814	89.556
Cost Reimbursement	0	0	0	0	0	0.000	0	0.000
Time & Material	0	0	0	0	0	0.000	0	0.000
Labor Hour	0	0	1	678	1	2.564	678	10.444
Type of Contractor								
Business Concerns	0	0	39	6,492	39	100.000	6,492	100.000
Educational & Non-Profit	0	0	0	0	0	0.000	0	0.000
State/Local Government	0	0	0	0	0	0.000	0	0.000
Non-defined	0	0	0	0	0	0.000	0	0.000
Full and Open Competition (Post-CICA)								
Normal Full & Open Competition	0	0	19	4,714	19	48.718	4,714	72.612
Architect Engineering	0	0	0	0	0	0.000	0	0.000
Basic Research	0	0	0	0	0	0.000	0	0.000
Multiple Award	0	0	17	1,013	17	43.590	1,013	15.804
Alternate Source	0	0	0	0	0	0.000	0	0.000
Small Business Set-Aside	0	0	0	0	0	0.000	0	0.000
LSA Set-Aside	0	0	0	0	0	0.000	0	0.000
LSA/Small Business Set-Aside	0	0	0	0	0	0.000	0	0.000
Authority for Other Than Full and Open Competition (Post-CICA)								
Competitive								
Only One Source	0	0	0	0	0	0.000	0	0.000
Follow-on Contracts	0	0	0	0	0	0.000	0	0.000
Other	0	0	0	0	0	0.000	0	0.000
Unusual & Compelling Urgency	0	0	0	0	0	0.000	0	0.000
Mobilization/Essential R&D	0	0	0	0	0	0.000	0	0.000
International Agreement	0	0	0	0	0	0.000	0	0.000
National Security	0	0	0	0	0	0.000	0	0.000
Public Interest	0	0	0	0	0	0.000	0	0.000
Non-Competitive								
Only One Source	0	0	2	87	2	5.128	87	1.340
Follow-on Contracts	0	0	0	0	0	0.000	0	0.000
Other	0	0	0	0	0	0.000	0	0.000
Unusual & Compelling Urgency	0	0	0	0	0	0.000	0	0.000
Mobilization/Essential R&D	0	0	0	0	0	0.000	0	0.000
International Agreement	0	0	0	0	0	0.000	0	0.000
National Security	0	0	0	0	0	0.000	0	0.000
Public Interest	0	0	0	0	0	0.000	0	0.000
Not Available for Competition	0	0	1	678	1	2.564	678	10.444
Synopsis of Procurement Prior to Award								
Synopsized Prior to Award	0	0	26	5,182	26	66.667	5,182	79.821
Not Synopsized due to Emergency	0	0	0	0	0	0.000	0	0.000
Not Synopsized for Other Reasons	0	0	13	1,310	13	33.333	1,310	20.179
Women Owned Business	0	0	0	0	0	0.000	0	0.000
Full and Open with Only One Bidder/Offeror	0	0	1	42	1	2.564	42	0.647

FEDERAL PROCUREMENT DATA SYSTEM
CONSUMER PRODUCTS SAFETY COMMISSION SNAPSHOT REPORT

Actions Reported in Summary on SF281

Fiscal Year 1988 Through Fourth Quarter

Part I - Total Prime Acquisition Actions

Acquisition Method	Number of Actions	Net Dollar Amount (000)				
		Total	Small Business Concerns	Large Business Concerns	Educational & Non-Profit Institutions	Outside U.S./ Outlying Areas
1. Total (2+7+8)	1,236	2,827	964	1,362	501	0
2. Subtotal (3+4+5+6)	1,236	2,827	0	0	0	0
3. Formally Advertised (Including 2 Step)	0	0	398	361	36	0
4. Negotiated Competitive	188	795	425	571	465	0
5. Negotiated Non-Competitive	879	1,461	571	430	0	0
6. Procurement Under Another Agency's Contracts	169	571	141	389	0	0
6A. GSA Schedules	166	530	141	41	0	0
6B. Another Agency's Contracts	3	41	0	41	0	0
7. Directed Contracts For Foreign Governments	0	0	0	0	0	0
8. Tariff Or Regulated Acquisitions	0	0	0	0	0	0

Part II - Statistics on Selected Types of Acquisition

Type of Acquisition	Number of Actions	Net Dollar Amount (000)
9. Small Business Total Set-Asides	665	864
10. Small Business Partial Set-Asides	0	0
11. Total Labor Surplus Area Set-Asides	0	0
12. Total Labor Surplus Area/Small Business Set-Asides	0	0
12. Total Labor Surplus Area/Small Business Set-Asides	38	84
13. Acquisitions From Minority and Disadvantaged Business Enterprises (13A + 13B)	18	2
13A. Directed to Large Or Small Minority Business Enterprises	20	82
13B. Small Business - Disadvantaged 8(A)	109	106
14. Women-Owned Business		

CONSUMER PRODUCTS SAFETY COMMISSION SNAPSHOT REPORT

Actions Reported Individually on SF279

Fiscal Year 1988 Through Fourth Quarter

	PRE-CICA		POST-CICA		PRE-& POST-CICA			
	Actions	Dollars (000)	Actions	Dollars (000)	Actions	Percents of Actions	Dollars (000)	Percentage of Dollars (000)
Total	0	0	26	1,696	26	100.000	1,696	100.000
Subject To Statutory Requirements								
Walsh Healy Act - Mfg	0	0	3	150	3	11.538	150	8.844
Walsh Healy Act - Dealer	0	0	2	135	2	7.692	135	7.960
Service Contract Act	0	0	11	723	11	42.308	723	42.630
Davis Bacon Act	0	0	0	0	0	0.000	0	0.000
Not subject to Above 3 Acts	0	0	10	688	10	38.462	688	40.566
Kind of Contract Action								
Initial Letter Contract	0	0	0	0	0	0.000	0	0.000
Def. Cont. Superseding Letter Contract	0	0	0	0	0	0.000	0	0.000
New Definitive Contract	0	0	17	1,300	17	65.385	1,300	76.651
Order Under Agency's Contract	0	0	0	0	0	0.000	0	0.000
Modification	0	0	9	396	9	34.615	396	23.349
GSA Schedule	0	0	0	0	0	0.000	0	0.000
Order Under Other Agency's Contract	0	0	0	0	0	0.000	0	0.000
Termination for Default	0	0	0	0	0	0.000	0	0.000
Termination for Convenience	0	0	0	0	0	0.000	0	0.000
Labor Surplus Area (LSA)								
Total Set-Aside	0	0	0	0	0	0.000	0	0.000
Partial Set-Aside (DOD contracts)	0	0	0	0	0	0.000	0	0.000
Tie Bid Preference	0	0	0	0	0	0.000	0	0.000
Total LSA/Small Bus. Set-Aside	0	0	0	0	0	0.000	0	0.000
Comb.Sm. Bus. Partial LSA (DOD contracts) ..	0	0	0	0	0	0.000	0	0.000
Subtotal:	0	0	0	0	0	0.000	0	0.000
LSA No Preference Given	0	0	26	1,696	26	100.000	1,696	100.000
Product or Service								
Supplies & Equipment	0	0	3	150	3	11.538	150	8.844
Research & Development	0	0	5	478	5	19.231	478	28.184
Construction	0	0	0	0	0	0.000	0	0.000
Architect Engineering	0	0	1	179	1	3.846	179	10.554
Automatic Data Processing Services	0	0	0	0	0	0.000	0	0.000
ADP Equipment, Purchase & Lease	0	0	0	0	0	0.000	0	0.000
Real Property, Purchase & Lease	0	0	17	889	17	65.385	889	52.417
Other Services	0	0	0	0	0	0.000	0	0.000

FEDERAL PROCUREMENT DATA SYSTEM
CONSUMER PRODUCTS SAFETY COMMISSION SNAPSHOT REPORT
 Actions Reported Individually on SF279
 Fiscal Year 1988 Through Fourth Quarter

	PRE-CICA		POST-CICA		PRE- & POST-CICA			
	Actions	Dollars (000)	Actions	Dollars (000)	Actions	Percentage of Actions	Dollars (000)	Percentage of Dollars (000)
Methods of Contracting (Pre-CICA)								
2-step Formal Advertising	0	0	0	0	0	0.000	0	0.000
Other Formal Advertising	0	0	0	0	0	0.000	0	0.000
Negotiated Competitive	0	0	0	0	0	0.000	0	0.000
Negotiated Non-Competitive	0	0	0	0	0	0.000	0	0.000
Directed for Foreign Governments	0	0	0	0	0	0.000	0	0.000
Tariff or Regulated	0	0	0	0	0	0.000	0	0.000
8(a) Awards	0	0	0	0	0	0.000	0	0.000
Brand Name For Resale	0	0	0	0	0	0.000	0	0.000
Small Business Awards								
Small Business No Preference	0	0	6	293	6	23.077	293	17.276
Total Set-Asides	0	0	1	50	1	3.846	50	2.948
Partial Set-Asides	0	0	0	0	0	0.000	0	0.000
8(a) Awards	0	0	8	480	8	30.769	480	28.302
Subtotal:	0	0	15	823	15	57.692	823	48.526
Type of Contract								
Fixed Price	0	0	19	1,231	19	73.077	1,231	72.583
Cost Reimbursement	0	0	2	227	2	7.692	227	13.384
Time & Material	0	0	1	38	1	3.846	38	2.241
Labor Hour	0	0	4	200	4	15.385	200	11.792
Type of Contractor								
Business Concerns	0	0	21	1,278	21	80.769	1,278	75.354
Educational & Non-Profit	0	0	4	322	4	15.385	322	18.986
State/Local Government	0	0	1	96	1	3.846	96	5.660
Non-defined	0	0	0	0	0	0.000	0	0.000
Full and Open Competition (Post-CICA)								
Normal Full & Open Competition	0	0	10	724	10	38.462	724	42.689
Architect Engineering	0	0	0	0	0	0.000	0	0.000
Basic Research	0	0	0	0	0	0.000	0	0.000
Multiple Award	0	0	2	116	2	7.692	116	6.840
Alternate Source	0	0	0	0	0	0.000	0	0.000
Small Business Set-Aside	0	0	1	50	1	3.846	50	2.948
LSA Set-Aside	0	0	0	0	0	0.000	0	0.000
LSA/Small Business Set-Aside	0	0	0	0	0	0.000	0	0.000
Authority for Other Than Full and Open Competition (Post-CICA)								
Competitive								
Only One Source	0	0	0	0	0	0.000	0	0.000
Follow-on Contracts	0	0	0	0	0	0.000	0	0.000
Other	0	0	0	0	0	0.000	0	0.000
Unusual & Compelling Urgency	0	0	0	0	0	0.000	0	0.000
Mobilization/Essential R&D	0	0	0	0	0	0.000	0	0.000
International Agreement	0	0	0	0	0	0.000	0	0.000
National Security	0	0	0	0	0	0.000	0	0.000
Public Interest	0	0	0	0	0	0.000	0	0.000
Non-Competitive								
Only One Source	0	0	2	117	2	7.692	117	6.899
Follow-on Contracts	0	0	1	34	1	3.846	34	2.005
Other	0	0	0	0	0	0.000	0	0.000
Unusual & Compelling Urgency	0	0	0	0	0	0.000	0	0.000
Mobilization/Essential R&D	0	0	0	0	0	0.000	0	0.000
International Agreement	0	0	0	0	0	0.000	0	0.000
National Security	0	0	0	0	0	0.000	0	0.000
Public Interest	0	0	0	0	0	0.000	0	0.000
Not Available for Competition	0	0	10	655	10	38.462	655	38.620
Synopsis of Procurement Prior to Award								
Synopsized Prior to Award	0	0	14	959	14	53.846	959	56.545
Not Synopsized due to Emergency	0	0	0	0	0	0.000	0	0.000
Not Synopsized for Other Reasons	0	0	12	737	12	46.154	737	43.455
Women Owned Business	0	0	3	267	3	11.538	267	15.743
Full and Open with Only One Bidder/Officer	0	0	6	360	6	23.077	360	21.226

FEDERAL PROCUREMENT DATA SYSTEM

ENVIRONMENTAL PROTECTION AGENCY SNAPSHOT REPORT

Actions Reported in Summary on SF281

Fiscal Year 1988 Through Fourth Quarter

Part I - Total Prime Acquisition Actions

Acquisition Method	Number of Actions	Net Dollar Amount (000)				
		Total	Small Business Concerns	Large Business Concerns	Educational & Non-Profit Institutions	Outside U.S./Outlying Areas
1. Total (2+7+8)	45,733	56,200				
2. Subtotal (3+4+5+6)	45,682	56,106	28,544	24,330	3,185	47
3. Formally Advertised (Including 2 Step)	0	0	0	0	0	0
4. Negotiated Competitive	3,352	9,393	7,727	1,453	213	0
5. Negotiated Non-Competitive	32,487	19,208	12,401	3,938	2,822	47
6. Procurement Under Another Agency's Contracts	9,843	27,505	8,416	18,939	150	0
6A. GSA Schedules	7,866	23,796	7,746	16,050	0	0
6B. Another Agency's Contracts	1,977	3,709	670	2,889	150	0
7. Directed Contracts For Foreign Governments	51	94				
8. Tariff Or Regulated Acquisitions	0	0				

Part II - Statistics on Selected Types of Acquisition

Type of Acquisition	Number of Actions	Net Dollar Amount (000)
9. Small Business Total Set-Asides	22,247	21,616
10. Small Business Partial Set-Asides	2	273
11. Total Labor Surplus Area Set-Asides	1	6
12. Total Labor Surplus Area/Small Business Set-Asides	1	6
13. Acquisitions From Minority and Disadvantaged Business Enterprises (13A + 13B)	728	1,169
13A. Directed to Large Or Small Minority Business Enterprises	719	1,084
13B. Small Business - Disadvantaged 8(A)	9	85
14. Women-Owned Business	1,962	2,005

ENVIRONMENTAL PROTECTION AGENCY SNAPSHOT REPORT

Actions Reported Individually on SF279

Fiscal Year 1988 Through Fourth Quarter

	PRE-CICA		POST-CICA		PRE- & POST-CICA			
	Actions	Dollars (000)	Actions	Dollars (000)	Actions	Percents of Actions	Dollars (000)	Percentage of Dollars (000)
Total	1,695	217,732	8,677	794,674	10,372	100.000	1,012,406	100.000
Subject To Statutory Requirements								
Walsh Healy Act - Mfg	240	18,643	867	32,202	1,107	10.673	50,845	5.022
Walsh Healy Act - Dealer	78	5,254	3,593	43,013	3,671	35.393	48,267	4.768
Service Contract Act	746	98,879	1,702	294,133	2,448	23.602	393,012	38.820
Davis Bacon Act	0	0	27	2,716	27	0.260	2,716	0.268
Not subject to Above 3 Acts	631	94,956	2,488	422,610	3,119	30.071	517,566	51.122
Kind of Contract Action								
Initial Letter Contract	0	0	0	0	0	0.000	0	0.000
Def. Cont. Superseding Letter Contract	0	0	9	1,427	9	0.087	1,427	0.141
New Definitive Contract	0	0	278	37,445	278	2.680	37,445	3.699
Order Under Agency's Contract	762	45,483	5,259	162,549	6,021	58.051	208,032	20.548
Modification	893	168,274	3,029	587,404	3,922	37.813	755,678	74.642
GSA Schedule	40	3,975	102	5,849	142	1.369	9,824	0.970
Order Under Other Agency's Contract	0	0	0	0	0	0.000	0	0.000
Termination for Default	0	0	0	0	0	0.000	0	0.000
Termination for Convenience	0	0	0	0	0	0.000	0	0.000
Labor Surplus Area (LSA)								
Total Set-Aside	0	0	0	0	0	0.000	0	0.000
Partial Set-Aside (DOD contracts)	0	0	0	0	0	0.000	0	0.000
Tie Bid Preference	0	0	0	0	0	0.000	0	0.000
Total LSA/Small Bus. Set-Aside	2	362	0	0	2	0.019	362	0.036
Comb. Sm. Bus. Partial LSA (DOD contracts)	0	0	0	0	0	0.000	0	0.000
Subtotal:	2	362	0	0	2	0.019	362	0.036
LSA No Preference Given	1,693	217,370	8,677	794,674	10,370	99.981	1,012,044	99.964
Product or Service								
Supplies & Equipment	20	1,918	69	4,165	89	0.858	6,083	0.601
Research & Development	184	30,357	986	131,527	1,170	11.280	161,884	15.990
Construction	0	0	28	2,719	28	0.270	2,719	0.269
Architect Engineering	123	22,199	139	37,407	262	2.526	59,606	5.888
Automatic Data Processing Services	472	39,783	342	43,751	814	7.848	83,534	8.251
ADP Equipment, Purchase & Lease	220	10,169	4,140	29,733	4,360	42.036	39,902	3.941
Real Property, Purchase & Lease	0	0	2	208	2	0.019	208	0.021
Other Services	676	113,306	2,971	545,164	3,647	35.162	658,470	65.040

FEDERAL PROCUREMENT DATA SYSTEM
ENVIRONMENTAL PROTECTION AGENCY SNAPSHOT REPORT

Actions Reported Individually on SF279
 Fiscal Year 1988 Through Fourth Quarter

	PRE-CICA		POST-CICA		PRE- & POST-CICA			
	Actions	Dollars (000)	Actions	Dollars (000)	Actions	Percentage of Actions	Dollars (000)	Percentage of Dollars (000)
Methods of Contracting (Pre-CICA)								
2-step Formal Advertising	0	0	0	0	0	0.000	0	0.000
Other Formal Advertising	12	912	0	0	12	0.116	912	0.090
Negotiated Competitive	1,546	205,758	0	0	1,546	14.906	205,758	20.324
Negotiated Non-Competitive	36	6,236	0	0	36	0.347	6,236	0.616
Directed for Foreign Governments	0	0	0	0	0	0.000	0	0.000
Tariff or Regulated	0	0	0	0	0	0.000	0	0.000
8(a) Awards	101	4,826	0	0	101	0.974	4,826	0.477
Brand Name For Resale	0	0	0	0	0	0.000	0	0.000
Small Business Awards								
Small Business No Preference	233	17,936	5,629	219,613	5,862	56.518	237,549	23.464
Total Set-Asides	108	7,063	0	0	108	1.041	7,063	0.698
Partial Set-Asides	0	0	0	0	0	0.000	0	0.000
8(a) Awards	101	4,826	0	0	101	0.974	4,826	0.477
Subtotal:	442	29,825	5,629	219,613	6,071	58.533	249,438	24.638
Type of Contract								
Fixed Price	293	17,769	4,891	96,405	5,184	49.981	114,174	11.277
Cost Reimbursement	758	162,375	2,714	577,461	3,472	33.475	739,836	73.077
Time & Material	596	37,311	1,072	120,808	1,668	16.082	158,119	15.618
Labor Hour	48	277	0	0	48	0.463	277	0.027
Type of Contractor								
Business Concerns	1,619	208,358	8,323	753,659	9,942	95.854	962,017	95.023
Educational & Non-Profit	63	8,576	339	39,427	402	3.876	48,003	4.741
State/Local Government	13	798	13	1,223	26	0.251	2,021	0.200
Non-defined	0	0	2	365	2	0.019	365	0.036
Full and Open Competition (Post-CICA)								
Normal Full & Open Competition	0	0	7,307	716,296	7,307	70.449	716,296	70.752
Architect Engineering	0	0	0	0	0	0.000	0	0.000
Basic Research	0	0	0	0	0	0.000	0	0.000
Multiple Award	0	0	93	5,201	93	0.897	5,201	0.514
Alternate Source	0	0	0	0	0	0.000	0	0.000
Small Business Set-Aside	0	0	0	0	0	0.000	0	0.000
LSA Set-Aside	0	0	0	0	0	0.000	0	0.000
LSA/Small Business Set-Aside	0	0	0	0	0	0.000	0	0.000
Authority for Other Than Full and Open Competition (Post-CICA)								
Competitive								
Only One Source	0	0	0	0	0	0.000	0	0.000
Follow-on Contracts	0	0	0	0	0	0.000	0	0.000
Other	0	0	5	79	5	0.048	79	0.008
Unusual & Compelling Urgency	0	0	0	0	0	0.000	0	0.000
Mobilization/Essential R&D	0	0	0	0	0	0.000	0	0.000
International Agreement	0	0	0	0	0	0.000	0	0.000
National Security	0	0	0	0	0	0.000	0	0.000
Public Interest	0	0	0	0	0	0.000	0	0.000
Non-Competitive								
Only One Source	0	0	0	0	0	0.000	0	0.000
Follow-on Contracts	0	0	14	711	14	0.135	711	0.070
Other	0	0	1,258	72,387	1,258	12.129	72,387	7.150
Unusual & Compelling Urgency	0	0	0	0	0	0.000	0	0.000
Mobilization/Essential R&D	0	0	0	0	0	0.000	0	0.000
International Agreement	0	0	0	0	0	0.000	0	0.000
National Security	0	0	0	0	0	0.000	0	0.000
Public Interest	0	0	0	0	0	0.000	0	0.000
Not Available for Competition	101	4,826	0	0	101	0.974	4,826	0.477
Synopsis of Procurement Prior to Award								
Synopsized Prior to Award	899	168,288	3,319	626,247	4,218	40.667	794,535	78.480
Not Synopsized due to Emergency	0	0	51	14,781	51	0.492	14,781	1.460
Not Synopsized for Other Reasons	796	49,444	5,307	153,646	6,103	58.841	203,090	20.060
Women Owned Business	25	2,141	163	10,746	188	1.813	12,887	1.273
Full and Open with Only One Bidder/Offeror	0	0	4	140	4	0.039	140	0.014

FEDERAL PROCUREMENT DATA SYSTEM

EQUAL EMPLOYMENT OPPORTUNITY COMMISSION SNAPSHOT REPORT

Actions Reported in Summary on SF281

Fiscal Year 1988 Through Fourth Quarter

Part I - Total Prime Acquisition Actions

Acquisition Method	Number of Actions	Net Dollar Amount (000)				
		Total	Small Business Concerns	Large Business Concerns	Educational & Non-Profit Institutions	Outside U.S./ Outlying Areas
1. Total (2+7+8)	5,611	4,029				
2. Subtotal (3+4+5+6)	5,611	4,029				
3. Formally Advertised (Including 2 Step)	0	0	2,505	1,524	0	0
4. Negotiated Competitive	897	1,551	1,097	454	0	0
5. Negotiated Non-Competitive	4,124	1,482	1,084	398	0	0
6. Procurement Under Another Agency's Contracts	590	996	324	672	0	0
6A. GSA Schedules	590	996	324	672	0	0
6B. Another Agency's Contracts	0	0	0	0	0	0
7. Directed Contracts For Foreign Governments	0	0	0	0	0	0
8. Tariff Or Regulated Acquisitions	0	0				

Part II - Statistics on Selected Types of Acquisition

Type of Acquisition	Number of Actions	Net Dollar Amount (000)
9. Small Business Total Set-Asides	0	0
10. Small Business Partial Set-Asides	0	0
11. Total Labor Surplus Area Set-Asides	0	0
12. Total Labor Surplus Area/Small Business Set-Asides	0	0
13. Acquisitions From Minority and Disadvantaged Business Enterprises (13A + 13B)	0	0
13A. Directed to Large Or Small Minority Business Enterprises	0	0
13B. Small Business - Disadvantaged 8(A)	0	0
14. Women-Owned Business	0	0

EQUAL EMPLOYMENT OPPORTUNITY COMMISSION SNAPSHOT REPORT

Actions Reported Individually on SF279

Fiscal Year 1988 Through Fourth Quarter

	PRE-CICA		POST-CICA		PRE- & POST-CICA			
	Actions	Dollars (000)	Actions	Dollars (000)	Actions	Percents of Actions	Dollars (000)	Percentage of Dollars (000)
Total	24	950	516	28,551	540	100.000	29,501	100.000
Subject To Statutory Requirements								
Walsh Healy Act - Mfg	9	267	22	982	31	5.741	1,249	4.234
Walsh Healy Act - Dealer	0	0	13	2,397	13	2.407	2,397	8.125
Service Contract Act	9	611	29	1,819	38	7.037	2,430	8.237
Davis Bacon Act	0	0	0	0	0	0.000	0	0.000
Not subject to Above 3 Acts	6	72	452	23,353	458	84.815	23,425	79.404
Kind of Contract Action								
Initial Letter Contract	0	0	0	0	0	0.000	0	0.000
Def. Cont. Superseding Letter Contract	0	0	0	0	0	0.000	0	0.000
New Definitive Contract	0	0	239	23,375	239	44.259	23,375	79.235
Order Under Agency's Contract	0	0	0	0	0	0.000	0	0.000
Modification	10	182	256	4,260	266	49.259	4,442	15.057
GSA Schedule	14	768	21	916	35	6.481	1,684	5.708
Order Under Other Agency's Contract	0	0	0	0	0	0.000	0	0.000
Termination for Default	0	0	0	0	0	0.000	0	0.000
Termination for Convenience	0	0	0	0	0	0.000	0	0.000
Labor Surplus Area (LSA)								
Total Set-Aside	0	0	0	0	0	0.000	0	0.000
Partial Set-Aside (DOD contracts)	0	0	0	0	0	0.000	0	0.000
Tie Bid Preference	0	0	0	0	0	0.000	0	0.000
Total LSA/Small Bus. Set-Aside	0	0	0	0	0	0.000	0	0.000
Comb. Sm. Bus. Partial LSA (DOD contracts)	0	0	0	0	0	0.000	0	0.000
Subtotal:	0	0	0	0	0	0.000	0	0.000
LSA No Preference Given	24	950	516	28,551	540	100.000	29,501	100.000
Product or Service								
Supplies & Equipment	7	153	38	2,175	45	8.333	2,328	7.891
Research & Development	0	0	0	0	0	0.000	0	0.000
Construction	0	0	0	0	0	0.000	0	0.000
Architect Engineering	0	0	0	0	0	0.000	0	0.000
Automatic Data Processing Services	0	0	19	1,624	19	3.519	1,624	5.505
ADP Equipment, Purchase & Lease	1	17	8	104	9	1.667	121	0.410
Real Property, Purchase & Lease	0	0	1	48	1	0.185	48	0.163
Other Services	16	780	450	24,600	466	86.296	25,380	86.031

FEDERAL PROCUREMENT DATA SYSTEM
EQUAL EMPLOYMENT OPPORTUNITY COMMISSION SNAPSHOT REPORT
 Actions Reported Individually on SF279
 Fiscal Year 1988 Through Fourth Quarter

	PRE-CICA		POST-CICA		PRE- & POST-CICA			
	Actions	Dollars (000)	Actions	Dollars (000)	Actions	Percentage of Actions	Dollars (000)	Percentage of Dollars (000)
Methods of Contracting (Pre-CICA)								
2-step Formal Advertising	0	0	0	0	0	0.000	0	0.000
Other Formal Advertising	0	0	0	0	0	0.000	0	0.000
Negotiated Competitive	19	899	0	0	19	3.519	899	3.047
Negotiated Non-Competitive	3	39	0	0	3	0.556	39	0.132
Directed for Foreign Governments	0	0	0	0	0	0.000	0	0.000
Tariff or Regulated	2	12	0	0	2	0.370	12	0.041
B(a) Awards	0	0	0	0	0	0.000	0	0.000
Brand Name For Resale	0	0	0	0	0	0.000	0	0.000
Small Business Awards								
Small Business No Preference	9	194	110	2,612	119	22.037	2,806	9.512
Total Set-Asides	0	0	3	86	3	0.556	86	0.292
Partial Set-Asides	0	0	0	0	0	0.000	0	0.000
B(a) Awards	0	0	5	1,386	5	0.926	1,386	4.698
Subtotal:	9	194	118	4,084	127	23.519	4,278	14.501
Type of Contract								
Fixed Price	21	911	515	28,453	536	99.259	29,364	99.536
Cost Reimbursement	1	15	1	98	2	0.370	113	0.383
Time & Material	1	25	0	0	1	0.185	25	0.085
Labor Hour	1	-1	0	0	1	0.185	-1	-0.003
Type of Contractor								
Business Concerns	24	950	188	8,290	212	39.259	9,240	31.321
Educational & Non-Profit	0	0	73	1,235	73	13.519	1,235	4.186
State/Local Government	0	0	255	19,026	255	47.222	19,026	64.493
Non-defined	0	0	0	0	0	0.000	0	0.000
Full and Open Competition (Post-CICA)								
Normal Full & Open Competition	0	0	45	2,399	45	8.333	2,399	8.132
Architect Engineering	0	0	0	0	0	0.000	0	0.000
Basic Research	0	0	0	0	0	0.000	0	0.000
Multiple Award	0	0	16	405	16	2.963	405	1.373
Alternate Source	0	0	0	0	0	0.000	0	0.000
Small Business Set-Aside	0	0	3	86	3	0.556	86	0.292
LSA Set-Aside	0	0	0	0	0	0.000	0	0.000
LSA/Small Business Set-Aside	0	0	0	0	0	0.000	0	0.000
Authority for Other Than Full and Open Competition (Post-CICA)								
Competitive								
Only One Source	0	0	0	0	0	0.000	0	0.000
Follow-on Contracts	0	0	0	0	0	0.000	0	0.000
Other	0	0	0	0	0	0.000	0	0.000
Unusual & Compelling Urgency	0	0	0	0	0	0.000	0	0.000
Mobilization/Essential R&D	0	0	0	0	0	0.000	0	0.000
International Agreement	0	0	0	0	0	0.000	0	0.000
National Security	0	0	0	0	0	0.000	0	0.000
Public Interest	0	0	0	0	0	0.000	0	0.000
Non-Competitive								
Only One Source	0	0	2	239	2	0.370	239	0.810
Follow-on Contracts	0	0	0	0	0	0.000	0	0.000
Other	0	0	0	0	0	0.000	0	0.000
Unusual & Compelling Urgency	0	0	25	2,255	25	4.630	2,255	7.644
Mobilization/Essential R&D	0	0	0	0	0	0.000	0	0.000
International Agreement	0	0	0	0	0	0.000	0	0.000
National Security	0	0	0	0	0	0.000	0	0.000
Public Interest	0	0	0	0	0	0.000	0	0.000
Not Available for Competition	2	12	332	21,629	334	61.852	21,641	73.357
Synopsis of Procurement Prior to Award								
Synopsized Prior to Award	0	0	18	1,484	18	3.333	1,484	5.030
Not Synopsized due to Emergency	0	0	115	3,913	115	21.296	3,913	13.264
Not Synopsized for Other Reasons	24	950	383	23,154	407	75.370	24,104	81.706
Women Owned Business	0	0	8	233	8	1.481	233	0.790
Full and Open with Only One Bidder/Offeror	0	0	14	464	14	2.593	464	1.573

FEDERAL PROCUREMENT DATA SYSTEM

FEDERAL COMMUNICATIONS COMMISSION SNAPSHOT REPORT

Actions Reported in Summary on SF281

Fiscal Year 1988 Through Fourth Quarter

Part I - Total Prime Acquisition Actions

Acquisition Method	Number of Actions	Net Dollar Amount (000)				
		Total	Small Business Concerns	Large Business Concerns	Educational & Non-Profit Institutions	Outside U.S./Outlying Areas
1. Total (2+7+8)	1,014	2,536				
2. Subtotal (3+4+5+6)	1,014	2,536	1,234	1,297	5	0
3. Formally Advertised (Including 2 Step)	0	0	0	0	0	0
4. Negotiated Competitive	145	832	371	461	0	0
5. Negotiated Non-Competitive	697	596	442	149	5	0
6. Procurement Under Another Agency's Contracts	172	1,108	421	687	0	0
6A. GSA Schedules	172	1,108	421	687	0	0
6B. Another Agency's Contracts	0	0	0	0	0	0
7. Directed Contracts For Foreign Governments	0	0	0	0	0	0
8. Tariff Or Regulated Acquisitions	0	0				

Part II - Statistics on Selected Types of Acquisition

Type of Acquisition	Number of Actions	Net Dollar Amount (000)
9. Small Business Total Set-Asides	550	886
10. Small Business Partial Set-Asides	0	0
11. Total Labor Surplus Area Set-Asides	0	0
12. Total Labor Surplus Area/Small Business Set-Asides	0	0
13. Acquisitions From Minority and Disadvantaged Business Enterprises (13A + 13B)	0	0
13A. Directed to Large Or Small Minority Business Enterprises	0	0
13B. Small Business - Disadvantaged 8(A)	0	0
14. Women-Owned Business	0	0

FEDERAL COMMUNICATIONS COMMISSION SNAPSHOT REPORT

Actions Reported Individually on SF279

Fiscal Year 1988 Through Fourth Quarter

	PRE-CICA		POST-CICA		PRE- & POST-CICA			
	Actions	Dollars (000)	Actions	Dollars (000)	Actions	Percents of Actions	Dollars (000)	Percentage of Dollars (000)
Total	0	0	34	4,863	34	100.000	4,863	100.000
Subject To Statutory Requirements								
Walsh Healy Act - Mfg	0	0	6	708	6	17.647	708	14.559
Walsh Healy Act - Dealer	0	0	9	806	9	26.471	806	16.574
Service Contract Act	0	0	2	1,297	2	5.882	1,297	26.671
Davis Bacon Act	0	0	2	739	2	5.882	739	15.196
Not subject to Above 3 Acts	0	0	15	1,313	15	44.118	1,313	27.000
Kind of Contract Action								
Initial Letter Contract	0	0	0	0	0	0.000	0	0.000
Def. Cont. Superseding Letter Contract	0	0	0	0	0	0.000	0	0.000
New Definitive Contract	0	0	11	2,257	11	32.353	2,257	46.412
Order Under Agency's Contract	0	0	3	1,550	3	8.824	1,550	31.873
Modification	0	0	0	0	0	0.000	0	0.000
GSA Schedule	0	0	20	1,056	20	58.824	1,056	21.715
Order Under Other Agency's Contract	0	0	0	0	0	0.000	0	0.000
Termination for Default	0	0	0	0	0	0.000	0	0.000
Termination for Convenience	0	0	0	0	0	0.000	0	0.000
Labor Surplus Area (LSA)								
Total Set-Aside	0	0	0	0	0	0.000	0	0.000
Partial Set-Aside (DOD contracts)	0	0	0	0	0	0.000	0	0.000
Tie Bid Preference	0	0	0	0	0	0.000	0	0.000
Total LSA/Small Bus. Set-Aside	0	0	0	0	0	0.000	0	0.000
Comb. Sm. Bus. Partial LSA (DOD contracts)	0	0	0	0	0	0.000	0	0.000
Subtotal:	0	0	0	0	0	0.000	0	0.000
LSA No Preference Given	0	0	34	4,863	34	100.000	4,863	100.000
Product or Service								
Supplies & Equipment	0	0	7	829	7	20.588	829	17.047
Research & Development	0	0	0	0	0	0.000	0	0.000
Construction	0	0	2	739	2	5.882	739	15.196
Architect Engineering	0	0	1	114	1	2.941	114	2.344
Automatic Data Processing Services	0	0	1	69	1	2.941	69	1.419
ADP Equipment, Purchase & Lease	0	0	13	1,421	13	38.235	1,421	29.221
Real Property, Purchase & Lease	0	0	0	0	0	0.000	0	0.000
Other Services	0	0	10	1,691	10	29.412	1,691	34.773

FEDERAL PROCUREMENT DATA SYSTEM
FEDERAL COMMUNICATIONS COMMISSION SNAPSHOT REPORT
 Actions Reported Individually on SF279
 Fiscal Year 1988 Through Fourth Quarter

	PRE-CICA		POST-CICA		PRE- & POST-CICA			
	Actions	Dollars (000)	Actions	Dollars (000)	Actions	Percentage of Actions	Dollars (000)	Percentage of Dollars (000)
Methods of Contracting (Pre-CICA)								
2-step Formal Advertising	0	0	0	0	0	0.000	0	0.000
Other Formal Advertising	0	0	0	0	0	0.000	0	0.000
Negotiated Competitive	0	0	0	0	0	0.000	0	0.000
Negotiated Non-Competitive	0	0	0	0	0	0.000	0	0.000
Directed for Foreign Governments	0	0	0	0	0	0.000	0	0.000
Tariff or Regulated	0	0	0	0	0	0.000	0	0.000
8(a) Awards	0	0	0	0	0	0.000	0	0.000
Brand Name For Resale	0	0	0	0	0	0.000	0	0.000
Small Business Awards								
Small Business No Preference	0	0	12	1,040	12	35.294	1,040	21.386
Total Set-Asides	0	0	3	935	3	8.824	935	19.227
Partial Set-Asides	0	0	0	0	0	0.000	0	0.000
8(a) Awards	0	0	0	0	0	0.000	0	0.000
Subtotal:	0	0	15	1,975	15	44.118	1,975	40.613
Type of Contract								
Fixed Price	0	0	34	4,863	34	100.000	4,863	100.000
Cost Reimbursement	0	0	0	0	0	0.000	0	0.000
Time & Material	0	0	0	0	0	0.000	0	0.000
Labor Hour	0	0	0	0	0	0.000	0	0.000
Type of Contractor								
Business Concerns	0	0	34	4,863	34	100.000	4,863	100.000
Educational & Non-Profit	0	0	0	0	0	0.000	0	0.000
State/Local Government	0	0	0	0	0	0.000	0	0.000
Non-defined	0	0	0	0	0	0.000	0	0.000
Full and Open Competition (Post-CICA)								
Normal Full & Open Competition	0	0	12	2,826	12	35.294	2,826	58.112
Architect Engineering	0	0	1	114	1	2.941	114	2.344
Basic Research	0	0	0	0	0	0.000	0	0.000
Multiple Award	0	0	18	988	18	52.941	988	20.317
Alternate Source	0	0	0	0	0	0.000	0	0.000
Small Business Set-Aside	0	0	3	935	3	8.824	935	19.227
LSA Set-Aside	0	0	0	0	0	0.000	0	0.000
LSA/Small Business Set-Aside	0	0	0	0	0	0.000	0	0.000
Authority for Other Than Full and Open Competition (Post-CICA)								
Competitive								
Only One Source	0	0	0	0	0	0.000	0	0.000
Follow-on Contracts	0	0	0	0	0	0.000	0	0.000
Other	0	0	0	0	0	0.000	0	0.000
Unusual & Compelling Urgency	0	0	0	0	0	0.000	0	0.000
Mobilization/Essential R&D	0	0	0	0	0	0.000	0	0.000
International Agreement	0	0	0	0	0	0.000	0	0.000
National Security	0	0	0	0	0	0.000	0	0.000
Public Interest	0	0	0	0	0	0.000	0	0.000
Non-Competitive								
Only One Source	0	0	0	0	0	0.000	0	0.000
Follow-on Contracts	0	0	0	0	0	0.000	0	0.000
Other	0	0	0	0	0	0.000	0	0.000
Unusual & Compelling Urgency	0	0	0	0	0	0.000	0	0.000
Mobilization/Essential R&D	0	0	0	0	0	0.000	0	0.000
International Agreement	0	0	0	0	0	0.000	0	0.000
National Security	0	0	0	0	0	0.000	0	0.000
Public Interest	0	0	0	0	0	0.000	0	0.000
Not Available for Competition	0	0	0	0	0	0.000	0	0.000
Synopsis of Procurement Prior to Award								
Synopsized Prior to Award	0	0	22	4,219	22	64.706	4,219	86.757
Not Synopsized due to Emergency	0	0	0	0	0	0.000	0	0.000
Not Synopsized for Other Reasons	0	0	12	644	12	35.294	644	13.243
Women Owned Business	0	0	0	0	0	0.000	0	0.000
Full and Open with Only One Bidder/Officer	0	0	4	859	4	11.765	859	17.664

FEDERAL PROCUREMENT DATA SYSTEM
FEDERAL ELECTION COMMISSION SNAPSHOT REPORT
 Actions Reported in Summary on SF281
 Fiscal Year 1988 Through Fourth Quarter

Part I - Total Prime Acquisition Actions

Acquisition Method	Number of Actions	Net Dollar Amount (000)				
		Total	Small Business Concerns	Large Business Concerns	Educational & Non-Profit Institutions	Outside U.S./Outlying Areas
1. Total (2+7+8)	1,615	1,070				
2. Subtotal (3+4+5+6)	1,518	977	152	802	23	0
3. Formally Advertised (Including 2 Step)	4	32	0	32	0	0
4. Negotiated Competitive	1	14	0	14	0	0
5. Negotiated Non-Competitive	1,394	802	149	631	22	0
6. Procurement Under Another Agency's Contracts	119	129	3	125	1	0
6A. GSA Schedules	119	129	3	125	1	0
6B. Another Agency's Contracts	0	0	0	0	0	0
7. Directed Contracts For Foreign Governments	0	0	0	0	0	0
8. Tariff Or Regulated Acquisitions	97	93				

Part II - Statistics on Selected Types of Acquisition

Type of Acquisition	Number of Actions	Net Dollar Amount (000)
9. Small Business Total Set-Asides	0	0
10. Small Business Partial Set-Asides	0	0
11. Total Labor Surplus Area Set-Asides	0	0
12. Total Labor Surplus Area/Small Business Set-Asides	0	0
13. Acquisitions From Minority and Disadvantaged Business Enterprises (13A + 13B)	0	0
13A. Directed to Large Or Small Minority Business Enterprises	0	0
13B. Small Business - Disadvantaged 8(A)	0	0
14. Women-Owned Business	0	0

FEDERAL ELECTION COMMISSION SNAPSHOT REPORT

Actions Reported Individually on SF279
 Fiscal Year 1988 Through Fourth Quarter

	PRE-CICA		POST-CICA		PRE- & POST-CICA			
	Actions	Dollars (000)	Actions	Dollars (000)	Actions	Percents of Actions	Dollars (000)	Percentage of Dollars (000)
Total	0	0	16	719	16	100.000	719	100.000
Subject To Statutory Requirements								
Walsh Healy Act - Mfg	0	0	0	0	0	0.000	0	0.000
Walsh Healy Act - Dealer	0	0	0	0	0	0.000	0	0.000
Service Contract Act	0	0	0	0	0	0.000	0	0.000
Davis Bacon Act	0	0	0	0	0	0.000	0	0.000
Not subject to Above 3 Acts	0	0	16	719	16	100.000	719	100.000
Kind of Contract Action								
Initial Letter Contract	0	0	0	0	0	0.000	0	0.000
Def. Cont. Superseding Letter Contract	0	0	0	0	0	0.000	0	0.000
New Definitive Contract	0	0	3	115	3	18.750	115	15.994
Order Under Agency's Contract	0	0	12	555	12	75.000	555	77.191
Modification	0	0	0	0	0	0.000	0	0.000
GSA Schedule	0	0	1	49	1	6.250	49	6.815
Order Under Other Agency's Contract	0	0	0	0	0	0.000	0	0.000
Termination for Default	0	0	0	0	0	0.000	0	0.000
Termination for Convenience	0	0	0	0	0	0.000	0	0.000
Labor Surplus Area (LSA)								
Total Set-Aside	0	0	0	0	0	0.000	0	0.000
Partial Set-Aside (DOD contracts)	0	0	0	0	0	0.000	0	0.000
Tie Bid Preference	0	0	0	0	0	0.000	0	0.000
Total LSA/Small Bus. Set-Aside	0	0	0	0	0	0.000	0	0.000
Comb. Sm. Bus. Partial LSA (DOD contracts)	0	0	0	0	0	0.000	0	0.000
Subtotal:	0	0	0	0	0	0.000	0	0.000
LSA No Preference Given	0	0	16	719	16	100.000	719	100.000
Product or Service								
Supplies & Equipment	0	0	1	30	1	6.250	30	4.172
Research & Development	0	0	0	0	0	0.000	0	0.000
Construction	0	0	0	0	0	0.000	0	0.000
Architect Engineering	0	0	0	0	0	0.000	0	0.000
Automatic Data Processing Services	0	0	13	604	13	81.250	604	84.006
ADP Equipment, Purchase & Lease	0	0	0	0	0	0.000	0	0.000
Real Property, Purchase & Lease	0	0	0	0	0	0.000	0	0.000
Other Services	0	0	2	85	2	12.500	85	11.822

FEDERAL PROCUREMENT DATA SYSTEM
FEDERAL ELECTION COMMISSION SNAPSHOT REPORT
 Actions Reported Individually on SF279
 Fiscal Year 1988 Through Fourth Quarter

	PRE-CICA		POST-CICA		PRE- & POST-CICA			
	Actions	Dollars (000)	Actions	Dollars (000)	Actions	Percentage of Actions	Dollars (000)	Percentage of Dollars (000)
Methods of Contracting (Pre-CICA)								
2-step Formal Advertising	0	0	0	0	0	0.000	0	0.000
Other Formal Advertising	0	0	0	0	0	0.000	0	0.000
Negotiated Competitive	0	0	0	0	0	0.000	0	0.000
Negotiated Non-Competitive	0	0	0	0	0	0.000	0	0.000
Directed for Foreign Governments	0	0	0	0	0	0.000	0	0.000
Tariff or Regulated	0	0	0	0	0	0.000	0	0.000
8(a) Awards	0	0	0	0	0	0.000	0	0.000
Brand Name For Resale	0	0	0	0	0	0.000	0	0.000
Small Business Awards								
Small Business No Preference	0	0	0	0	0	0.000	0	0.000
Total Set-Asides	0	0	0	0	0	0.000	0	0.000
Partial Set-Asides	0	0	0	0	0	0.000	0	0.000
8(a) Awards	0	0	0	0	0	0.000	0	0.000
Subtotal:	0	0	0	0	0	0.000	0	0.000
Type of Contract								
Fixed Price	0	0	16	719	16	100.000	719	100.000
Cost Reimbursement	0	0	0	0	0	0.000	0	0.000
Time & Material	0	0	0	0	0	0.000	0	0.000
Labor Hour	0	0	0	0	0	0.000	0	0.000
Type of Contractor								
Business Concerns	0	0	14	634	14	87.500	634	88.178
Educational & Non-Profit	0	0	2	85	2	12.500	85	11.822
State/Local Government	0	0	0	0	0	0.000	0	0.000
Non-defined	0	0	0	0	0	0.000	0	0.000
Full and Open Competition (Post-CICA)								
Normal Full & Open Competition	0	0	15	689	15	93.750	689	95.828
Architect Engineering	0	0	0	0	0	0.000	0	0.000
Basic Research	0	0	0	0	0	0.000	0	0.000
Multiple Award	0	0	0	0	0	0.000	0	0.000
Alternate Source	0	0	0	0	0	0.000	0	0.000
Small Business Set-Aside	0	0	0	0	0	0.000	0	0.000
LSA Set-Aside	0	0	0	0	0	0.000	0	0.000
LSA/Small Business Set-Aside	0	0	0	0	0	0.000	0	0.000
Authority for Other Than Full and Open Competition (Post-CICA)								
Competitive								
Only One Source	0	0	0	0	0	0.000	0	0.000
Follow-on Contracts	0	0	0	0	0	0.000	0	0.000
Other	0	0	0	0	0	0.000	0	0.000
Unusual & Compelling Urgency	0	0	0	0	0	0.000	0	0.000
Mobilization/Essential R&D	0	0	0	0	0	0.000	0	0.000
International Agreement	0	0	0	0	0	0.000	0	0.000
National Security	0	0	0	0	0	0.000	0	0.000
Public Interest	0	0	0	0	0	0.000	0	0.000
Non-Competitive								
Only One Source	0	0	1	30	1	6.250	30	4.172
Follow-on Contracts	0	0	0	0	0	0.000	0	0.000
Other	0	0	0	0	0	0.000	0	0.000
Unusual & Compelling Urgency	0	0	0	0	0	0.000	0	0.000
Mobilization/Essential R&D	0	0	0	0	0	0.000	0	0.000
International Agreement	0	0	0	0	0	0.000	0	0.000
National Security	0	0	0	0	0	0.000	0	0.000
Public Interest	0	0	0	0	0	0.000	0	0.000
Not Available for Competition	0	0	0	0	0	0.000	0	0.000
Synopsis of Procurement Prior to Award								
Synopsized Prior to Award	0	0	15	689	15	93.750	689	95.828
Not Synopsized due to Emergency	0	0	0	0	0	0.000	0	0.000
Not Synopsized for Other Reasons	0	0	1	30	1	6.250	30	4.172
Women Owned Business	0	0	0	0	0	0.000	0	0.000
Full and Open with Only One Bidder/Offeror	0	0	0	0	0	0.000	0	0.000

FEDERAL PROCUREMENT DATA SYSTEM

FEDERAL EMERGENCY MANAGEMENT AGENCY SNAPSHOT REPORT

Actions Reported in Summary on SF281

Fiscal Year 1988 Through Fourth Quarter

Part I - Total Prime Acquisition Actions

Acquisition Method	Number of Actions	Net Dollar Amount (000)				
		Total	Small Business Concerns	Large Business Concerns	Educational & Non-Profit Institutions	Outside U.S./Outlying Areas
1. Total (2+7+8)	7,545	14,457				
2. Subtotal (3+4+5+6)	7,393	14,045	10,804	2,617	624	0
3. Formally Advertised (Including 2 Step)	0	0	0	0	0	0
4. Negotiated Competitive	3,067	6,542	5,524	856	162	0
5. Negotiated Non-Competitive	3,247	4,665	3,077	1,188	400	0
6. Procurement Under Another Agency's Contracts	1,079	2,838	2,203	573	62	0
6A. GSA Schedules	1,079	2,838	2,203	573	62	0
6B. Another Agency's Contracts	0	0	0	0	0	0
7. Directed Contracts For Foreign Governments	45	206				
8. Tariff Or Regulated Acquisitions	107	206				

Part II - Statistics on Selected Types of Acquisition

Type of Acquisition	Number of Actions	Net Dollar Amount (000)
9. Small Business Total Set-Asides	3,178	6,638
10. Small Business Partial Set-Asides	0	0
11. Total Labor Surplus Area Set-Asides	6	38
12. Total Labor Surplus Area/Small Business Set-Asides	1	1
13. Acquisitions From Minority and Disadvantaged Business Enterprises (13A + 13B)	78	516
13A. Directed to Large Or Small Minority Business Enterprises	71	411
13B. Small Business - Disadvantaged 8(A)	7	105
14. Women-Owned Business	85	302

FEDERAL EMERGENCY MANAGEMENT AGENCY SNAPSHOT REPORT

Actions Reported Individually on SF279

Fiscal Year 1988 Through Fourth Quarter

	PRE-CICA		POST-CICA		PRE- & POST-CICA			
	Actions	Dollars (000)	Actions	Dollars (000)	Actions	Percents of Actions	Dollars (000)	Percentage of Dollars (000)
Total	161	100,479	399	109,238	560	100.000	209,717	100.000
Subject To Statutory Requirements								
Walsh Healy Act - Mfg	15	729	39	2,864	54	9.643	3,593	1.713
Walsh Healy Act - Dealer	0	0	35	980	35	6.250	980	0.467
Service Contract Act	40	6,962	83	8,557	123	21.964	15,519	7.400
Davis Bacon Act	0	0	37	6,942	37	6.607	6,942	3.310
Not subject to Above 3 Acts	106	92,788	205	89,895	311	55.536	182,683	87.109
Kind of Contract Action								
Initial Letter Contract	0	0	1	2,100	1	0.179	2,100	1.001
Def. Cont. Superseding Letter Contract	0	0	0	0	0	0.000	0	0.000
New Definitive Contract	0	0	153	39,716	153	27.321	39,716	18.938
Order Under Agency's Contract	59	3,461	12	10,941	71	12.679	14,402	6.867
Modification	87	95,735	193	53,974	280	50.000	149,709	71.386
GSA Schedule	9	899	39	2,475	48	8.571	3,374	1.609
Order Under Other Agency's Contract	6	384	1	32	7	1.250	416	0.198
Termination for Default	0	0	0	0	0	0.000	0	0.000
Termination for Convenience	0	0	0	0	0	0.000	0	0.000
Labor Surplus Area (LSA)								
Total Set-Aside	0	0	0	0	0	0.000	0	0.000
Partial Set-Aside (DOD contracts)	0	0	0	0	0	0.000	0	0.000
Tie Bid Preference	0	0	2	2,352	2	0.357	2,352	1.122
Total LSA/Small Bus. Set-Aside	0	0	0	0	0	0.000	0	0.000
Comb. Sm. Bus. Partial LSA (DOD contracts)	0	0	0	0	0	0.000	0	0.000
Subtotal:	0	0	2	2,352	2	0.357	2,352	1.122
LSA No Preference Given	161	100,479	397	106,886	558	99.643	207,365	98.878
Product or Service								
Supplies & Equipment	24	48,785	68	10,826	92	16.429	59,611	28.424
Research & Development	6	297	2	235	8	1.429	532	0.254
Construction	0	0	39	11,756	39	6.964	11,756	5.606
Architect Engineering	51	521	53	30,347	104	18.571	30,868	14.719
Automatic Data Processing Services	1	415	22	1,667	23	4.107	2,082	0.993
ADP Equipment, Purchase & Lease	7	183	21	3,634	28	5.000	3,817	1.820
Real Property, Purchase & Lease	0	0	0	0	0	0.000	0	0.000
Other Services	72	50,278	194	50,773	266	47.500	101,051	48.184

FEDERAL PROCUREMENT DATA SYSTEM
FEDERAL EMERGENCY MANAGEMENT AGENCY SNAPSHOT REPORT
 Actions Reported Individually on SF279
 Fiscal Year 1988 Through Fourth Quarter

	PRE-CICA		POST-CICA		PRE- & POST-CICA			
	Actions	Dollars (000)	Actions	Dollars (000)	Actions	Percentage of Actions	Dollars (000)	Percentage of Dollars (000)
Methods of Contracting (Pre-CICA)								
2-step Formal Advertising	0	0	0	0	0	0.000	0	0.000
Other Formal Advertising	7	443	0	0	7	1.250	443	0.211
Negotiated Competitive	116	86,724	0	0	116	20.714	86,724	41.353
Negotiated Non-Competitive	12	10,033	0	0	12	2.143	10,033	4.784
Directed for Foreign Governments	0	0	0	0	0	0.000	0	0.000
Tariff or Regulated	21	2,435	0	0	21	3.750	2,435	1.161
8(a) Awards	5	844	0	0	5	0.893	844	0.402
Brand Name For Resale	0	0	0	0	0	0.000	0	0.000
Small Business Awards								
Small Business No Preference	41	9,649	125	22,014	166	29.643	31,663	15.098
Total Set-Asides	3	1,549	52	4,173	55	9.821	5,722	2.728
Partial Set-Asides	0	0	0	0	0	0.000	0	0.000
8(a) Awards	5	844	46	12,012	51	9.107	12,856	6.130
Subtotal:	49	12,042	223	38,199	272	48.571	50,241	23.957
Type of Contract								
Fixed Price	51	6,116	234	37,433	285	50.893	43,549	20.766
Cost Reimbursement	67	88,789	157	70,808	224	40.000	159,597	76.101
Time & Material	2	33	8	997	10	1.786	1,030	0.491
Labor Hour	41	5,541	0	0	41	7.321	5,541	2.642
Type of Contractor								
Business Concerns	154	100,176	379	107,045	533	95.179	207,221	98.810
Educational & Non-Profit	6	297	20	2,193	26	4.643	2,490	1.187
State/Local Government	1	6	0	0	1	0.179	6	0.003
Non-defined	0	0	0	0	0	0.000	0	0.000
Full and Open Competition (Post-CICA)								
Normal Full & Open Competition	0	0	141	42,096	141	25.179	42,096	20.073
Architect Engineering	0	0	49	27,557	49	8.750	27,557	13.140
Basic Research	0	0	0	0	0	0.000	0	0.000
Multiple Award	0	0	35	2,364	35	6.250	2,364	1.127
Alternate Source	0	0	0	0	0	0.000	0	0.000
Small Business Set-Aside	0	0	52	4,173	52	9.286	4,173	1.990
LSA Set-Aside	0	0	0	0	0	0.000	0	0.000
LSA/Small Business Set-Aside	0	0	0	0	0	0.000	0	0.000
Authority for Other Than Full and Open Competition (Post-CICA)								
Competitive								
Only One Source	0	0	5	125	5	0.893	125	0.060
Follow-on Contracts	0	0	0	0	0	0.000	0	0.000
Other	0	0	1	60	1	0.179	60	0.029
Unusual & Compelling Urgency	0	0	0	0	0	0.000	0	0.000
Mobilization/Essential R&D	0	0	0	0	0	0.000	0	0.000
International Agreement	0	0	0	0	0	0.000	0	0.000
National Security	0	0	4	2,392	4	0.714	2,392	1.141
Public Interest	0	0	0	0	0	0.000	0	0.000
Non-Competitive								
Only One Source	0	0	36	3,595	36	6.429	3,595	1.714
Follow-on Contracts	0	0	1	23	1	0.179	23	0.011
Other	0	0	16	11,659	16	2.857	11,659	5.559
Unusual & Compelling Urgency	0	0	1	8	1	0.179	8	0.004
Mobilization/Essential R&D	0	0	0	0	0	0.000	0	0.000
International Agreement	0	0	0	0	0	0.000	0	0.000
National Security	0	0	5	823	5	0.893	823	0.392
Public Interest	0	0	0	0	0	0.000	0	0.000
Not Available for Competition	26	3,279	53	14,363	79	14.107	17,642	8.412
Synopsis of Procurement Prior to Award								
Synopsized Prior to Award	107	94,913	254	65,206	361	64.464	160,119	76.350
Not Synopsized due to Emergency	2	320	3	180	5	0.893	500	0.238
Not Synopsized for Other Reasons	52	5,246	142	43,852	194	34.643	49,098	23.412
Women Owned Business	1	870	13	515	14	2.500	1,385	0.660
Full and Open with Only One Bidder/Officer	0	0	60	40,141	60	10.714	40,141	19.141

FEDERAL PROCUREMENT DATA SYSTEM

FEDERAL LABOR RELATIONS AUTHORITY SNAPSHOT REPORT

Actions Reported in Summary on SF281

Fiscal Year 1988 Through Fourth Quarter

Part I - Total Prime Acquisition Actions

Acquisition Method	Number of Actions	Net Dollar Amount (000)				
		Total	Small Business Concerns	Large Business Concerns	Educational & Non-Profit Institutions	Outside U.S./Outlying Areas
1. Total (2+7+8)	658	564				
2. Subtotal (3+4+5+6)	658	564				
3. Formally Advertised (Including 2 Step)	11	52	285	279	0	0
4. Negotiated Competitive	74	117	52	0	0	0
5. Negotiated Non-Competitive	267	122	108	9	0	0
6. Procurement Under Another Agency's Contracts	306	273	60	62	0	0
6A. GSA Schedules	305	267	65	208	0	0
6B. Another Agency's Contracts	1	6	65	202	0	0
7. Directed Contracts For Foreign Governments	0	0	0	6	0	0
8. Tariff Or Regulated Acquisitions	0	0				

Part II - Statistics on Selected Types of Acquisition

Type of Acquisition	Number of Actions	Net Dollar Amount (000)
9. Small Business Total Set-Asides	359	278
10. Small Business Partial Set-Asides	0	0
11. Total Labor Surplus Area Set-Asides	0	0
12. Total Labor Surplus Area/Small Business Set-Asides	4	7
13. Acquisitions From Minority and Disadvantaged Business Enterprises (13A + 13B)	0	0
13A. Directed to Large Or Small Minority Business Enterprises	0	0
13B. Small Business - Disadvantaged 8(A)	0	0
14. Women-Owned Business	17	53

FEDERAL LABOR RELATIONS AUTHORITY SNAPSHOT REPORT

Actions Reported Individually on SF279

Fiscal Year 1988 Through Fourth Quarter

	PRE-CICA		POST-CICA		PRE- & POST-CICA			
	Actions	Dollars (000)	Actions	Dollars (000)	Actions	Percents of Actions	Dollars (000)	Percentage of Dollars (000)
Total	2	193	7	187	9	100.000	380	100.000
Subject To Statutory Requirements								
Walsh Healy Act - Mfg	2	193	3	118	5	55.556	311	81.842
Walsh Healy Act - Dealer	0	0	0	0	0	0.000	0	0.000
Service Contract Act	0	0	2	27	2	22.222	27	7.105
Davis Bacon Act	0	0	0	0	0	0.000	0	0.000
Not subject to Above 3 Acts	0	0	2	42	2	22.222	42	11.053
Kind of Contract Action								
Initial Letter Contract	0	0	0	0	0	0.000	0	0.000
Def. Cont. Superseding Letter Contract	0	0	0	0	0	0.000	0	0.000
New Definitive Contract	0	0	0	0	0	0.000	0	0.000
Order Under Agency's Contract	0	0	0	0	0	0.000	0	0.000
Modification	0	0	3	40	3	33.333	40	10.526
GSA Schedule	2	193	3	118	5	55.556	311	81.842
Order Under Other Agency's Contract	0	0	1	29	1	11.111	29	7.632
Termination for Default	0	0	0	0	0	0.000	0	0.000
Termination for Convenience	0	0	0	0	0	0.000	0	0.000
Labor Surplus Area (LSA)								
Total Set-Aside	0	0	0	0	0	0.000	0	0.000
Partial Set-Aside (DOD contracts)	0	0	0	0	0	0.000	0	0.000
Tie Bid Preference	0	0	0	0	0	0.000	0	0.000
Total LSA/Small Bus. Set-Aside	0	0	0	0	0	0.000	0	0.000
Comb. Sm. Bus. Partial LSA (DOD contracts)	0	0	0	0	0	0.000	0	0.000
Subtotal:	0	0	0	0	0	0.000	0	0.000
LSA No Preference Given	2	193	7	187	9	100.000	380	100.000
Product or Service								
Supplies & Equipment	1	121	2	42	3	33.333	163	42.895
Research & Development	0	0	0	0	0	0.000	0	0.000
Construction	0	0	0	0	0	0.000	0	0.000
Architect Engineering	0	0	0	0	0	0.000	0	0.000
Automatic Data Processing Services	0	0	0	0	0	0.000	0	0.000
ADP Equipment, Purchase & Lease	1	72	2	87	3	33.333	159	41.842
Real Property, Purchase & Lease	0	0	0	0	0	0.000	0	0.000
Other Services	0	0	3	58	3	33.333	58	15.263

FEDERAL PROCUREMENT DATA SYSTEM
FEDERAL LABOR RELATIONS AUTHORITY SNAPSHOT REPORT

Actions Reported Individually on SF279
 Fiscal Year 1988 Through Fourth Quarter

	PRE-CICA		POST-CICA		PRE- & POST-CICA			
	Actions	Dollars (000)	Actions	Dollars (000)	Actions	Percentage of Actions	Dollars (000)	Percentage of Dollars (000)
Methods of Contracting (Pre-CICA)								
2-step Formal Advertising	0	0	0	0	0	0.000	0	0.000
Other Formal Advertising	0	0	0	0	0	0.000	0	0.000
Negotiated Competitive	2	193	0	0	2	22.222	193	50.789
Negotiated Non-Competitive	0	0	0	0	0	0.000	0	0.000
Directed for Foreign Governments	0	0	0	0	0	0.000	0	0.000
Tariff or Regulated	0	0	0	0	0	0.000	0	0.000
8(a) Awards	0	0	0	0	0	0.000	0	0.000
Brand Name For Resale	0	0	0	0	0	0.000	0	0.000
Small Business Awards								
Small Business No Preference	0	0	0	0	0	0.000	0	0.000
Total Set-Asides	0	0	2	27	2	22.222	27	7.105
Partial Set-Asides	0	0	0	0	0	0.000	0	0.000
8(a) Awards	0	0	0	0	0	0.000	0	0.000
Subtotal:	0	0	2	27	2	22.222	27	7.105
Type of Contract								
Fixed Price	2	193	7	187	9	100.000	380	100.000
Cost Reimbursement	0	0	0	0	0	0.000	0	0.000
Time & Material	0	0	0	0	0	0.000	0	0.000
Labor Hour	0	0	0	0	0	0.000	0	0.000
Type of Contractor								
Business Concerns	2	193	7	187	9	100.000	380	100.000
Educational & Non-Profit	0	0	0	0	0	0.000	0	0.000
State/Local Government	0	0	0	0	0	0.000	0	0.000
Non-defined	0	0	0	0	0	0.000	0	0.000
Full and Open Competition (Post-CICA)								
Normal Full & Open Competition	0	0	2	42	2	22.222	42	11.053
Architect Engineering	0	0	0	0	0	0.000	0	0.000
Basic Research	0	0	0	0	0	0.000	0	0.000
Multiple Award	0	0	3	118	3	33.333	118	31.053
Alternate Source	0	0	0	0	0	0.000	0	0.000
Small Business Set-Aside	0	0	2	27	2	22.222	27	7.105
LSA Set-Aside	0	0	0	0	0	0.000	0	0.000
LSA/Small Business Set-Aside	0	0	0	0	0	0.000	0	0.000
Authority for Other Than Full and Open Competition (Post-CICA)								
Competitive								
Only One Source	0	0	0	0	0	0.000	0	0.000
Follow-on Contracts	0	0	0	0	0	0.000	0	0.000
Other	0	0	0	0	0	0.000	0	0.000
Unusual & Compelling Urgency	0	0	0	0	0	0.000	0	0.000
Mobilization/Essential R&D	0	0	0	0	0	0.000	0	0.000
International Agreement	0	0	0	0	0	0.000	0	0.000
National Security	0	0	0	0	0	0.000	0	0.000
Public Interest	0	0	0	0	0	0.000	0	0.000
Non-Competitive								
Only One Source	0	0	0	0	0	0.000	0	0.000
Follow-on Contracts	0	0	0	0	0	0.000	0	0.000
Other	0	0	0	0	0	0.000	0	0.000
Unusual & Compelling Urgency	0	0	0	0	0	0.000	0	0.000
Mobilization/Essential R&D	0	0	0	0	0	0.000	0	0.000
International Agreement	0	0	0	0	0	0.000	0	0.000
National Security	0	0	0	0	0	0.000	0	0.000
Public Interest	0	0	0	0	0	0.000	0	0.000
Not Available for Competition	0	0	0	0	0	0.000	0	0.000
Synopsis of Procurement Prior to Award								
Synopsized Prior to Award	0	0	4	95	4	44.444	95	25.000
Not Synopsized due to Emergency	0	0	0	0	0	0.000	0	0.000
Not Synopsized for Other Reasons	2	193	3	92	5	55.556	285	75.000
Women Owned Business	0	0	0	0	0	0.000	0	0.000
Full and Open with Only One Bidder/Offeror	0	0	0	0	0	0.000	0	0.000

FEDERAL PROCUREMENT DATA SYSTEM

FEDERAL MARITIME COMMISSION SNAPSHOT REPORT

Actions Reported in Summary on SF281

Fiscal Year 1988 Through Fourth Quarter

Part I - Total Prime Acquisition Actions

Acquisition Method	Number of Actions	Net Dollar Amount (000)				
		Total	Small Business Concerns	Large Business Concerns	Educational & Non-Profit Institutions	Outside U.S./Outlying Areas
1. Total (2+7+8)	267	340				
2. Subtotal (3+4+5+6)	267	340				
3. Formally Advertised (Including 2 Step)	0	0	142	198	0	0
4. Negotiated Competitive	199	203	0	0	0	0
5. Negotiated Non-Competitive	30	48	127	76	0	0
6. Procurement Under Another Agency's Contracts	38	89	5	43	0	0
6A. GSA Schedules	38	89	10	79	0	0
6B. Another Agency's Contracts	0	0	10	79	0	0
7. Directed Contracts For Foreign Governments	0	0	0	0	0	0
8. Tariff Or Regulated Acquisitions	0	0				

Part II - Statistics on Selected Types of Acquisition

Type of Acquisition	Number of Actions	Net Dollar Amount (000)
9. Small Business Total Set-Asides	0	0
10. Small Business Partial Set-Asides	0	0
11. Total Labor Surplus Area Set-Asides	0	0
12. Total Labor Surplus Area/Small Business Set-Asides	0	0
13. Acquisitions From Minority and Disadvantaged Business Enterprises (13A + 13B)	0	0
13A. Directed to Large Or Small Minority Business Enterprises	0	0
13B. Small Business - Disadvantaged 8(A)	0	0
14. Women-Owned Business	1	20

*** FAILED TO REPORT THIS QUARTER ***

FEDERAL MARITIME COMMISSION SNAPSHOT REPORT

Actions Reported Individually on SF279

Fiscal Year 1988 Through Fourth Quarter

	PRE-CICA		POST-CICA		PRE- & POST-CICA			
	Actions	Dollars (000)	Actions	Dollars (000)	Actions	Percents of Actions	Dollars (000)	Percentage of Dollars (000)
Total	0	0	3	174	3	100.000	174	100.000
Subject To Statutory Requirements								
Walsh Healy Act - Mfg	0	0	2	74	2	66.667	74	42.529
Walsh Healy Act - Dealer	0	0	0	0	0	0.000	0	0.000
Service Contract Act	0	0	0	0	0	0.000	0	0.000
Davis Bacon Act	0	0	0	0	0	0.000	0	0.000
Not subject to Above 3 Acts	0	0	1	100	1	33.333	100	57.471
Kind of Contract Action								
Initial Letter Contract	0	0	1	100	1	33.333	100	57.471
Def. Cont. Superseding Letter Contract	0	0	0	0	0	0.000	0	0.000
New Definitive Contract	0	0	0	0	0	0.000	0	0.000
Order Under Agency's Contract	0	0	0	0	0	0.000	0	0.000
Modification	0	0	0	0	0	0.000	0	0.000
GSA Schedule	0	0	0	0	0	0.000	0	0.000
Order Under Other Agency's Contract	0	0	2	74	2	66.667	74	42.529
Termination for Default	0	0	0	0	0	0.000	0	0.000
Termination for Convenience	0	0	0	0	0	0.000	0	0.000
Labor Surplus Area (LSA)								
Total Set-Aside	0	0	0	0	0	0.000	0	0.000
Partial Set-Aside (DOD contracts)	0	0	0	0	0	0.000	0	0.000
Tie Bid Preference	0	0	0	0	0	0.000	0	0.000
Total LSA/Small Bus. Set-Aside	0	0	0	0	0	0.000	0	0.000
Comb. Sm. Bus. Partial LSA (DOD contracts)	0	0	0	0	0	0.000	0	0.000
Subtotal:	0	0	0	0	0	0.000	0	0.000
LSA No Preference Given	0	0	3	174	3	100.000	174	100.000
Product or Service								
Supplies & Equipment	0	0	0	0	0	0.000	0	0.000
Research & Development	0	0	0	0	0	0.000	0	0.000
Construction	0	0	0	0	0	0.000	0	0.000
Architect Engineering	0	0	0	0	0	0.000	0	0.000
Automatic Data Processing Services	0	0	0	0	0	0.000	0	0.000
ADP Equipment, Purchase & Lease	0	0	0	0	0	0.000	0	0.000
Real Property, Purchase & Lease	0	0	0	0	0	0.000	0	0.000
Other Services	0	0	3	174	3	100.000	174	100.000

*** FAILED TO REPORT THIS QUARTER ***

FEDERAL PROCUREMENT DATA SYSTEM
FEDERAL MARITIME COMMISSION SNAPSHOT REPORT

Actions Reported Individually on SF279
 Fiscal Year 1988 Through Fourth Quarter

	PRE-CICA		POST-CICA		PRE- & POST-CICA			
	Actions	Dollars (000)	Actions	Dollars (000)	Actions	Percentage of Actions	Dollars (000)	Percentage of Dollars (000)
Methods of Contracting (Pre-CICA)								
2-step Formal Advertising	0	0	0	0	0	0.000	0	0.000
Other Formal Advertising	0	0	0	0	0	0.000	0	0.000
Negotiated Competitive	0	0	0	0	0	0.000	0	0.000
Negotiated Non-Competitive	0	0	0	0	0	0.000	0	0.000
Directed for Foreign Governments	0	0	0	0	0	0.000	0	0.000
Tariff or Regulated	0	0	0	0	0	0.000	0	0.000
8(a) Awards	0	0	0	0	0	0.000	0	0.000
Brand Name For Resale	0	0	0	0	0	0.000	0	0.000
Small Business Awards								
Small Business No Preference	0	0	0	0	0	0.000	0	0.000
Total Set-Asides	0	0	0	0	0	0.000	0	0.000
Partial Set-Asides	0	0	0	0	0	0.000	0	0.000
8(a) Awards	0	0	0	0	0	0.000	0	0.000
Subtotal:	0	0	0	0	0	0.000	0	0.000
Type of Contract								
Fixed Price	0	0	3	174	3	100.000	174	100.000
Cost Reimbursement	0	0	0	0	0	0.000	0	0.000
Time & Material	0	0	0	0	0	0.000	0	0.000
Labor Hour	0	0	0	0	0	0.000	0	0.000
Type of Contractor								
Business Concerns	0	0	3	174	3	100.000	174	100.000
Educational & Non-Profit	0	0	0	0	0	0.000	0	0.000
State/Local Government	0	0	0	0	0	0.000	0	0.000
Non-defined	0	0	0	0	0	0.000	0	0.000
Full and Open Competition (Post-CICA)								
Normal Full & Open Competition	0	0	0	0	0	0.000	0	0.000
Architect Engineering	0	0	0	0	0	0.000	0	0.000
Basic Research	0	0	0	0	0	0.000	0	0.000
Multiple Award	0	0	2	74	2	66.667	74	42.529
Alternate Source	0	0	0	0	0	0.000	0	0.000
Small Business Set-Aside	0	0	0	0	0	0.000	0	0.000
LSA Set-Aside	0	0	0	0	0	0.000	0	0.000
LSA/Small Business Set-Aside	0	0	0	0	0	0.000	0	0.000
Authority for Other Than Full and Open Competition (Post-CICA)								
Competitive								
Only One Source	0	0	0	0	0	0.000	0	0.000
Follow-on Contracts	0	0	0	0	0	0.000	0	0.000
Other	0	0	0	0	0	0.000	0	0.000
Unusual & Compelling Urgency	0	0	0	0	0	0.000	0	0.000
Mobilization/Essential R&D	0	0	0	0	0	0.000	0	0.000
International Agreement	0	0	0	0	0	0.000	0	0.000
National Security	0	0	0	0	0	0.000	0	0.000
Public Interest	0	0	0	0	0	0.000	0	0.000
Non-Competitive								
Only One Source	0	0	0	0	0	0.000	0	0.000
Follow-on Contracts	0	0	0	0	0	0.000	0	0.000
Other	0	0	1	100	1	33.333	100	57.471
Unusual & Compelling Urgency	0	0	0	0	0	0.000	0	0.000
Mobilization/Essential R&D	0	0	0	0	0	0.000	0	0.000
International Agreement	0	0	0	0	0	0.000	0	0.000
National Security	0	0	0	0	0	0.000	0	0.000
Public Interest	0	0	0	0	0	0.000	0	0.000
Not Available for Competition	0	0	0	0	0	0.000	0	0.000
Synopsis of Procurement Prior to Award								
Synopsized Prior to Award	0	0	0	0	0	0.000	0	0.000
Not Synopsized due to Emergency	0	0	0	0	0	0.000	0	0.000
Not Synopsized for Other Reasons	0	0	3	174	3	100.000	174	100.000
Women Owned Business	0	0	0	0	0	0.000	0	0.000
Full and Open with Only One Bidder/Offeree	0	0	0	0	0	0.000	0	0.000

*** FAILED TO REPORT THIS QUARTER ***

FEDERAL PROCUREMENT DATA SYSTEM

FEDERAL MEDIATION & CONCILIATION SERVICE SNAPSHOT REPORT

Actions Reported in Summary on SF281

Fiscal Year 1988 Through Fourth Quarter

Part I - Total Prime Acquisition Actions

Acquisition Method	Number of Actions	Net Dollar Amount (000)				
		Total	Small Business Concerns	Large Business Concerns	Educational & Non-Profit Institutions	Outside U.S./ Outlying Areas
1. Total (2+7+8)						
2. Subtotal (3+4+5+6)						
3. Formally Advertised (Including 2 Step)						
4. Negotiated Competitive						
5. Negotiated Non-Competitive						
6. Procurement Under Another Agency's Contracts						
6A. GSA Schedules						
6B. Another Agency's Contracts						
7. Directed Contracts For Foreign Governments						
8. Tariff Or Regulated Acquisitions						

Part II - Statistics on Selected Types of Acquisition

Type of Acquisition	Number of Actions	Net Dollar Amount (000)
9. Small Business Total Set-Asides		
10. Small Business Partial Set-Asides		
11. Total Labor Surplus Area Set-Asides		
12. Total Labor Surplus Area/Small Business Set-Asides		
13. Acquisitions From Minority and Disadvantaged Business Enterprises (13A + 13B)		
13A. Directed to Large Or Small Minority Business Enterprises		
13B. Small Business - Disadvantaged 8(A)		
14. Women-Owned Business		

*** FAILED TO REPORT THIS YEAR ***

FEDERAL MEDIATION & CONCILIATION SERVICE SNAPSHOT REPORT

Actions Reported Individually on SF279

Fiscal Year 1988 Through Fourth Quarter

	PRE-CICA		POST-CICA		PRE- & POST-CICA			
	Actions	Dollars (000)	Actions	Dollars (000)	Actions	Percents of Actions	Dollars (000)	Percentage of Dollars (000)
Total								
Subject To Statutory Requirements								
Walsh Healy Act - Mfg								
Walsh Healy Act - Dealer								
Service Contract Act								
Davis Bacon Act								
Not subject to Above 3 Acts								
Kind of Contract Action								
Initial Letter Contract								
Def. Cont. Superseding Letter Contract								
New Definitive Contract								
Order Under Agency's Contract								
Modification								
GSA Schedule								
Order Under Other Agency's Contract								
Termination for Default								
Termination for Convenience								
Labor Surplus Area (LSA)								
Total Set-Aside								
Partial Set-Aside (DOD contracts)								
Tie Bid Preference								
Total LSA/Small Bus. Set-Aside								
Comb. Sm. Bus. Partial LSA (DOD contracts)								
Subtotal:								
LSA No Preference Given								
Product or Service								
Supplies & Equipment								
Research & Development								
Construction								
Architect Engineering								
Automatic Data Processing Services								
ADP Equipment, Purchase & Lease								
Real Property, Purchase & Lease								
Other Services								

*** FAILED TO REPORT THIS YEAR ***

FEDERAL PROCUREMENT DATA SYSTEM
FEDERAL MEDIATION & CONCILIATION SERVICE SNAPSHOT REPORT
 Actions Reported Individually on SF279
 Fiscal Year 1988 Through Fourth Quarter

	PRE-CICA		POST-CICA		PRE- & POST-CICA			
	Actions	Dollars (000)	Actions	Dollars (000)	Actions	Percentage of Actions	Dollars (000)	Percentage of Dollars (000)
Methods of Contracting (Pre-CICA)								
2-step Formal Advertising								
Other Formal Advertising								
Negotiated Competitive								
Negotiated Non-Competitive								
Directed for Foreign Governments								
Tariff or Regulated								
8(a) Awards								
Brand Name For Resale								
Small Business Awards								
Small Business No Preference								
Total Set-Asides								
Partial Set-Asides								
8(a) Awards								
Subtotal:								
Type of Contract								
Fixed Price								
Cost Reimbursement								
Time & Material								
Labor Hour								
Type of Contractor								
Business Concerns								
Educational & Non-Profit								
State/Local Government								
Non-defined								
Full and Open Competition (Post-CICA)								
Normal Full & Open Competition								
Architect Engineering								
Basic Research								
Multiple Award								
Alternate Source								
Small Business Set-Aside								
LSA Set-Aside								
LSA/Small Business Set-Aside								
Authority for Other Than Full and Open Competition (Post-CICA)								
Competitive								
Only One Source								
Follow-on Contracts								
Other								
Unusual & Compelling Urgency								
Mobilization/Essential R&D								
International Agreement								
National Security								
Public Interest								
Non-Competitive								
Only One Source								
Follow-on Contracts								
Other								
Unusual & Compelling Urgency								
Mobilization/Essential R&D								
International Agreement								
National Security								
Public Interest								
Not Available for Competition								
Synopsis of Procurement Prior to Award								
Synopsized Prior to Award								
Not Synopsized due to Emergency								
Not Synopsized for Other Reasons								
Women Owned Business								
Full and Open with Only One Bidder/Offeror								

*** FAILED TO REPORT THIS YEAR ***

FEDERAL PROCUREMENT DATA SYSTEM

FEDERAL MINE SAFETY & HEALTH REVIEW COMM SNAPSHOT REPORT

Actions Reported in Summary on SF281

Fiscal Year 1988 Through Fourth Quarter

Part I - Total Prime Acquisition Actions

Acquisition Method	Number of Actions	Net Dollar Amount (000)				
		Total	Small Business Concerns	Large Business Concerns	Educational & Non-Profit Institutions	Outside U.S./ Outlying Areas
1. Total (2+7+8)	145	136				
2. Subtotal (3+4+5+6)	145	136				
3. Formally Advertised (Including 2 Step)	0	0	136	0	0	0
4. Negotiated Competitive	0	0	0	0	0	0
5. Negotiated Non-Competitive	0	0	0	0	0	0
6. Procurement Under Another Agency's Contracts	0	0	0	0	0	0
6A. GSA Schedules	145	136	136	0	0	0
6B. Another Agency's Contracts	145	136	136	0	0	0
7. Directed Contracts For Foreign Governments	0	0	0	0	0	0
8. Tariff Or Regulated Acquisitions	0	0	0	0	0	0

Part II - Statistics on Selected Types of Acquisition

Type of Acquisition	Number of Actions	Net Dollar Amount (000)
9. Small Business Total Set-Asides	0	0
10. Small Business Partial Set-Asides	0	0
11. Total Labor Surplus Area Set-Asides	0	0
12. Total Labor Surplus Area/Small Business Set-Asides	0	0
13. Acquisitions From Minority and Disadvantaged Business Enterprises (13A + 13B)	0	0
13A. Directed to Large Or Small Minority Business Enterprises	0	0
13B. Small Business - Disadvantaged 8(A)	0	0
14. Women-Owned Business	0	0

FEDERAL MINE SAFETY & HEALTH REVIEW COMM SNAPSHOT REPORT

Actions Reported Individually on SF279

Fiscal Year 1988 Through Fourth Quarter

	PRE-CICA		POST-CICA		PRE- & POST-CICA			
	Actions	Dollars (000)	Actions	Dollars (000)	Actions	Percents of Actions	Dollars (000)	Percentage of Dollars (000)
Total	0	0	0	0	0	0.000	0	0.000
Subject To Statutory Requirements								
Walsh Healy Act - Mfg	0	0	0	0	0	0.000	0	0.000
Walsh Healy Act - Dealer	0	0	0	0	0	0.000	0	0.000
Service Contract Act	0	0	0	0	0	0.000	0	0.000
Davis Bacon Act	0	0	0	0	0	0.000	0	0.000
Not subject to Above 3 Acts	0	0	0	0	0	0.000	0	0.000
Kind of Contract Action								
Initial Letter Contract	0	0	0	0	0	0.000	0	0.000
Def. Cont. Superseding Letter Contract	0	0	0	0	0	0.000	0	0.000
New Definitive Contract	0	0	0	0	0	0.000	0	0.000
Order Under Agency's Contract	0	0	0	0	0	0.000	0	0.000
Modification	0	0	0	0	0	0.000	0	0.000
GSA Schedule	0	0	0	0	0	0.000	0	0.000
Order Under Other Agency's Contract	0	0	0	0	0	0.000	0	0.000
Termination for Default	0	0	0	0	0	0.000	0	0.000
Termination for Convenience	0	0	0	0	0	0.000	0	0.000
Labor Surplus Area (LSA)								
Total Set-Aside	0	0	0	0	0	0.000	0	0.000
Partial Set-Aside (DOD contracts)	0	0	0	0	0	0.000	0	0.000
Tie Bid Preference	0	0	0	0	0	0.000	0	0.000
Total LSA/Small Bus. Set-Aside	0	0	0	0	0	0.000	0	0.000
Comb. Sm. Bus. Partial LSA (DOD contracts)	0	0	0	0	0	0.000	0	0.000
Subtotal:	0	0	0	0	0	0.000	0	0.000
LSA No Preference Given	0	0	0	0	0	0.000	0	0.000
Product or Service								
Supplies & Equipment	0	0	0	0	0	0.000	0	0.000
Research & Development	0	0	0	0	0	0.000	0	0.000
Construction	0	0	0	0	0	0.000	0	0.000
Architect Engineering	0	0	0	0	0	0.000	0	0.000
Automatic Data Processing Services	0	0	0	0	0	0.000	0	0.000
ADP Equipment, Purchase & Lease	0	0	0	0	0	0.000	0	0.000
Real Property, Purchase & Lease	0	0	0	0	0	0.000	0	0.000
Other Services	0	0	0	0	0	0.000	0	0.000

FEDERAL PROCUREMENT DATA SYSTEM

FEDERAL MINE SAFETY & HEALTH REVIEW COMM SNAPSHOT REPORT

Actions Reported Individually on SF279

Fiscal Year 1988 Through Fourth Quarter

	PRE-CICA		POST-CICA		PRE- & POST-CICA			
	Actions	Dollars (000)	Actions	Dollars (000)	Actions	Percentage of Actions	Dollars (000)	Percentage of Dollars (000)
Methods of Contracting (Pre-CICA)								
2-step Formal Advertising	0	0	0	0	0	0.000	0	0.000
Other Formal Advertising	0	0	0	0	0	0.000	0	0.000
Negotiated Competitive	0	0	0	0	0	0.000	0	0.000
Negotiated Non-Competitive	0	0	0	0	0	0.000	0	0.000
Directed for Foreign Governments	0	0	0	0	0	0.000	0	0.000
Tariff or Regulated	0	0	0	0	0	0.000	0	0.000
8(a) Awards	0	0	0	0	0	0.000	0	0.000
Brand Name For Resale	0	0	0	0	0	0.000	0	0.000
Small Business Awards								
Small Business No Preference	0	0	0	0	0	0.000	0	0.000
Total Set-Asides	0	0	0	0	0	0.000	0	0.000
Partial Set-Asides	0	0	0	0	0	0.000	0	0.000
8(a) Awards	0	0	0	0	0	0.000	0	0.000
Subtotal:	0	0	0	0	0	0.000	0	0.000
Type of Contract								
Fixed Price	0	0	0	0	0	0.000	0	0.000
Cost Reimbursement	0	0	0	0	0	0.000	0	0.000
Time & Material	0	0	0	0	0	0.000	0	0.000
Labor Hour	0	0	0	0	0	0.000	0	0.000
Type of Contractor								
Business Concerns	0	0	0	0	0	0.000	0	0.000
Educational & Non-Profit	0	0	0	0	0	0.000	0	0.000
State/Local Government	0	0	0	0	0	0.000	0	0.000
Non-defined	0	0	0	0	0	0.000	0	0.000
Full and Open Competition (Post-CICA)								
Normal Full & Open Competition	0	0	0	0	0	0.000	0	0.000
Architect Engineering	0	0	0	0	0	0.000	0	0.000
Basic Research	0	0	0	0	0	0.000	0	0.000
Multiple Award	0	0	0	0	0	0.000	0	0.000
Alternate Source	0	0	0	0	0	0.000	0	0.000
Small Business Set-Aside	0	0	0	0	0	0.000	0	0.000
LSA Set-Aside	0	0	0	0	0	0.000	0	0.000
LSA/Small Business Set-Aside	0	0	0	0	0	0.000	0	0.000
Authority for Other Than Full and Open Competition (Post-CICA)								
Competitive								
Only One Source	0	0	0	0	0	0.000	0	0.000
Follow-on Contracts	0	0	0	0	0	0.000	0	0.000
Other	0	0	0	0	0	0.000	0	0.000
Unusual & Compelling Urgency	0	0	0	0	0	0.000	0	0.000
Mobilization/Essential R&D	0	0	0	0	0	0.000	0	0.000
International Agreement	0	0	0	0	0	0.000	0	0.000
National Security	0	0	0	0	0	0.000	0	0.000
Public Interest	0	0	0	0	0	0.000	0	0.000
Non-Competitive								
Only One Source	0	0	0	0	0	0.000	0	0.000
Follow-on Contracts	0	0	0	0	0	0.000	0	0.000
Other	0	0	0	0	0	0.000	0	0.000
Unusual & Compelling Urgency	0	0	0	0	0	0.000	0	0.000
Mobilization/Essential R&D	0	0	0	0	0	0.000	0	0.000
International Agreement	0	0	0	0	0	0.000	0	0.000
National Security	0	0	0	0	0	0.000	0	0.000
Public Interest	0	0	0	0	0	0.000	0	0.000
Not Available for Competition	0	0	0	0	0	0.000	0	0.000
Synopsis of Procurement Prior to Award								
Synopsized Prior to Award	0	0	0	0	0	0.000	0	0.000
Not Synopsized due to Emergency	0	0	0	0	0	0.000	0	0.000
Not Synopsized for Other Reasons	0	0	0	0	0	0.000	0	0.000
Women Owned Business	0	0	0	0	0	0.000	0	0.000
Full and Open with Only One Bidder/Officer	0	0	0	0	0	0.000	0	0.000

FEDERAL PROCUREMENT DATA SYSTEM
FEDERAL TRADE COMMISSION SNAPSHOT REPORT

Actions Reported in Summary on SF281

Fiscal Year 1988 Through Fourth Quarter

Part I - Total Prime Acquisition Actions

Acquisition Method	Number of Actions	Net Dollar Amount (000)				
		Total	Small Business Concerns	Large Business Concerns	Educational & Non-Profit Institutions	Outside U.S./ Outlying Areas
1. Total (2+7+8)	2,139	2,672				
2. Subtotal (3+4+5+6)	2,139	2,672	1,401	1,066	205	0
3. Formally Advertised (Including 2 Step)	0	0	0	0	0	0
4. Negotiated Competitive	259	821	599	172	50	0
5. Negotiated Non-Competitive	1,514	878	621	224	33	0
6. Procurement Under Another Agency's Contracts	366	973	181	670	122	0
6A. GSA Schedules	236	745	163	561	21	0
6B. Another Agency's Contracts	130	228	18	109	101	0
7. Directed Contracts For Foreign Governments	0	0				0
8. Tariff Or Regulated Acquisitions	0	0				0

Part II - Statistics on Selected Types of Acquisition

Type of Acquisition	Number of Actions	Net Dollar Amount (000)
9. Small Business Total Set-Asides	0	0
10. Small Business Partial Set-Asides	0	0
11. Total Labor Surplus Area Set-Asides	0	0
12. Total Labor Surplus Area/Small Business Set-Asides	0	0
13. Acquisitions From Minority and Disadvantaged Business Enterprises (13A + 13B)	14	27
13A. Directed to Large Or Small Minority Business Enterprises	11	26
13B. Small Business - Disadvantaged 8(A)	3	1
14. Women-Owned Business	28	36

FEDERAL TRADE COMMISSION SNAPSHOT REPORT

Actions Reported Individually on SF279

Fiscal Year 1988 Through Fourth Quarter

	PRE-CICA		POST-CICA		PRE- & POST-CICA			
	Actions	Dollars (000)	Actions	Dollars (000)	Actions	Percents of Actions	Dollars (000)	Percentage of Dollars (000)
Total	0	0	18	1,700	18	100.000	1,700	100.000
Subject To Statutory Requirements								
Walsh Healy Act - Mfg	0	0	5	419	5	27.778	419	24.647
Walsh Healy Act - Dealer	0	0	0	0	0	0.000	0	0.000
Service Contract Act	0	0	2	320	2	11.111	320	18.824
Davis Bacon Act	0	0	0	0	0	0.000	0	0.000
Not subject to Above 3 Acts	0	0	11	961	11	61.111	961	56.529
Kind of Contract Action								
Initial Letter Contract	0	0	1	29	1	5.556	29	1.706
Def. Cont. Superseding Letter Contract	0	0	0	0	0	0.000	0	0.000
New Definitive Contract	0	0	0	0	0	0.000	0	0.000
Order Under Agency's Contract	0	0	7	536	7	38.889	536	31.529
Modification	0	0	5	804	5	27.778	804	47.294
GSA Schedule	0	0	5	331	5	27.778	331	19.471
Order Under Other Agency's Contract	0	0	0	0	0	0.000	0	0.000
Termination for Default	0	0	0	0	0	0.000	0	0.000
Termination for Convenience	0	0	0	0	0	0.000	0	0.000
Labor Surplus Area (LSA)								
Total Set-Aside	0	0	0	0	0	0.000	0	0.000
Partial Set-Aside (DOD contracts)	0	0	0	0	0	0.000	0	0.000
Tie Bid Preference	0	0	0	0	0	0.000	0	0.000
Total LSA/Small Bus. Set-Aside	0	0	0	0	0	0.000	0	0.000
Comb. Sm. Bus. Partial LSA (DOD contracts)	0	0	0	0	0	0.000	0	0.000
Subtotal:	0	0	0	0	0	0.000	0	0.000
LSA No Preference Given	0	0	18	1,700	18	100.000	1,700	100.000
Product or Service								
Supplies & Equipment	0	0	1	130	1	5.556	130	7.647
Research & Development	0	0	0	0	0	0.000	0	0.000
Construction	0	0	0	0	0	0.000	0	0.000
Architect Engineering	0	0	0	0	0	0.000	0	0.000
Automatic Data Processing Services	0	0	7	520	7	38.889	520	30.588
ADP Equipment, Purchase & Lease	0	0	2	189	2	11.111	189	11.118
Real Property, Purchase & Lease	0	0	0	0	0	0.000	0	0.000
Other Services	0	0	8	861	8	44.444	861	50.647

FEDERAL PROCUREMENT DATA SYSTEM
FEDERAL TRADE COMMISSION SNAPSHOT REPORT
 Actions Reported Individually on SF279
 Fiscal Year 1988 Through Fourth Quarter

	PRE-CICA		POST-CICA		PRE- & POST-CICA			
	Actions	Dollars (000)	Actions	Dollars (000)	Actions	Percentage of Actions	Dollars (000)	Percentage of Dollars (000)
Methods of Contracting (Pre-CICA)								
2-step Formal Advertising	0	0	0	0	0	0.000	0	0.000
Other Formal Advertising	0	0	0	0	0	0.000	0	0.000
Negotiated Competitive	0	0	0	0	0	0.000	0	0.000
Negotiated Non-Competitive	0	0	0	0	0	0.000	0	0.000
Directed for Foreign Governments	0	0	0	0	0	0.000	0	0.000
Tariff or Regulated	0	0	0	0	0	0.000	0	0.000
8(a) Awards	0	0	0	0	0	0.000	0	0.000
Brand Name For Resale	0	0	0	0	0	0.000	0	0.000
Small Business Awards								
Small Business No Preference	0	0	5	469	5	27.778	469	27.588
Total Set-Asides	0	0	0	0	0	0.000	0	0.000
Partial Set-Asides	0	0	0	0	0	0.000	0	0.000
8(a) Awards	0	0	1	249	1	5.556	249	14.647
Subtotal:	0	0	6	718	6	33.333	718	42.235
Type of Contract								
Fixed Price	0	0	18	1,700	18	100.000	1,700	100.000
Cost Reimbursement	0	0	0	0	0	0.000	0	0.000
Time & Material	0	0	0	0	0	0.000	0	0.000
Labor Hour	0	0	0	0	0	0.000	0	0.000
Type of Contractor								
Business Concerns	0	0	18	1,700	18	100.000	1,700	100.000
Educational & Non-Profit	0	0	0	0	0	0.000	0	0.000
State/Local Government	0	0	0	0	0	0.000	0	0.000
Non-defined	0	0	0	0	0	0.000	0	0.000
Full and Open Competition (Post-CICA)								
Normal Full & Open Competition	0	0	11	1,091	11	61.111	1,091	64.176
Architect Engineering	0	0	0	0	0	0.000	0	0.000
Basic Research	0	0	0	0	0	0.000	0	0.000
Multiple Award	0	0	5	331	5	27.778	331	19.471
Alternate Source	0	0	0	0	0	0.000	0	0.000
Small Business Set-Aside	0	0	0	0	0	0.000	0	0.000
LSA Set-Aside	0	0	0	0	0	0.000	0	0.000
LSA/Small Business Set-Aside	0	0	0	0	0	0.000	0	0.000
Authority for Other Than Full and Open Competition (Post-CICA)								
Competitive								
Only One Source	0	0	0	0	0	0.000	0	0.000
Follow-on Contracts	0	0	0	0	0	0.000	0	0.000
Other	0	0	0	0	0	0.000	0	0.000
Unusual & Compelling Urgency	0	0	0	0	0	0.000	0	0.000
Mobilization/Essential R&D	0	0	0	0	0	0.000	0	0.000
International Agreement	0	0	0	0	0	0.000	0	0.000
National Security	0	0	0	0	0	0.000	0	0.000
Public Interest	0	0	0	0	0	0.000	0	0.000
Non-Competitive								
Only One Source	0	0	0	0	0	0.000	0	0.000
Follow-on Contracts	0	0	0	0	0	0.000	0	0.000
Other	0	0	0	0	0	0.000	0	0.000
Unusual & Compelling Urgency	0	0	1	29	1	5.556	29	1.706
Mobilization/Essential R&D	0	0	0	0	0	0.000	0	0.000
International Agreement	0	0	0	0	0	0.000	0	0.000
National Security	0	0	0	0	0	0.000	0	0.000
Public Interest	0	0	0	0	0	0.000	0	0.000
Not Available for Competition	0	0	1	249	1	5.556	249	14.647
Synopsis of Procurement Prior to Award								
Synopsized Prior to Award	0	0	16	1,422	16	88.889	1,422	83.647
Not Synopsized due to Emergency	0	0	0	0	0	0.000	0	0.000
Not Synopsized for Other Reasons	0	0	2	278	2	11.111	278	16.353
Women Owned Business	0	0	2	294	2	11.111	294	17.294
Full and Open with Only One Bidder/Offeror	0	0	1	322	1	5.556	322	18.941

FEDERAL PROCUREMENT DATA SYSTEM
GENERAL SERVICES ADMINISTRATION SNAPSHOT REPORT
 Actions Reported in Summary on SF281
 Fiscal Year 1988 Through Fourth Quarter

Part I - Total Prime Acquisition Actions

Acquisition Method	Number of Actions	Net Dollar Amount (000)				
		Total	Small Business Concerns	Large Business Concerns	Educational & Non-Profit Institutions	Outside U.S./Outlying Areas
1. Total (2+7+8)	360,909	407,911				
2. Subtotal (3+4+5+6)	360,709	407,820	259,676	110,979	37,149	16
3. Formally Advertised (Including 2 Step)	58,431	151,202	101,407	49,642	152	1
4. Negotiated Competitive	249,905	176,956	130,096	45,441	1,404	15
5. Negotiated Non-Competitive	37,105	58,996	17,970	5,476	35,550	0
6. Procurement Under Another Agency's Contracts	15,268	20,666	10,203	10,420	43	0
6A. GSA Schedules	11,750	16,707	8,294	8,408	5	0
6B. Another Agency's Contracts	3,518	3,959	1,909	2,012	38	0
7. Directed Contracts For Foreign Governments	0	0				0
8. Tariff Or Regulated Acquisitions	200	81				

Part II - Statistics on Selected Types of Acquisition

Type of Acquisition	Number of Actions	Net Dollar Amount (000)
9. Small Business Total Set-Asides	69,106	98,638
10. Small Business Partial Set-Asides	6	7
11. Total Labor Surplus Area Set-Asides	497	1,155
12. Total Labor Surplus Area/Small Business Set-Asides	5,822	6,861
13. Acquisitions From Minority and Disadvantaged Business Enterprises (13A + 13B)	8,342	13,215
13A. Directed to Large Or Small Minority Business Enterprises	8,251	12,516
13B. Small Business - Disadvantaged 8(A)	91	373
14. Women-Owned Business	8,766	3,564

GENERAL SERVICES ADMINISTRATION SNAPSHOT REPORT
 Actions Reported Individually on SF279
 Fiscal Year 1988 Through Fourth Quarter

	PRE-CICA		POST-CICA		PRE- & POST-CICA			
	Actions	Dollars (000)	Actions	Dollars (000)	Actions	Percents of Actions	Dollars (000)	Percentage of Dollars (000)
Total	6,057	495,154	19,750	1,652,045	25,807	100.000	2,147,199	100.000
Subject To Statutory Requirements								
Walsh Healy Act - Mfg	382	23,532	10,227	707,178	10,609	41.109	730,710	34.031
Walsh Healy Act - Dealer	33	2,504	1,171	185,471	1,204	4.665	187,975	8.754
Service Contract Act	410	50,935	1,140	352,451	1,550	6.006	403,386	18.787
Davis Bacon Act	23	521	1,287	251,716	1,310	5.076	252,237	11.747
Not subject to Above 3 Acts	5,209	417,662	5,925	155,229	11,134	43.143	572,891	26.681
Kind of Contract Action								
Initial Letter Contract	0	0	19	2,050	19	0.074	2,050	0.095
Def. Cont. Superseding Letter Contract	0	0	4	3,152	4	0.015	3,152	0.147
New Definitive Contract	6	85	2,690	1,114,266	2,696	10.447	1,114,351	51.898
Order Under Agency's Contract	5,589	452,195	14,138	389,890	19,727	76.441	842,085	39.218
Modification	217	18,100	1,511	101,467	1,728	6.696	119,567	5.569
GSA Schedule	228	20,820	1,387	41,343	1,615	6.258	62,163	2.895
Order Under Other Agency's Contract	17	3,954	0	0	17	0.066	3,954	0.184
Termination for Default	0	0	0	0	0	0.000	0	0.000
Termination for Convenience	0	0	1	-123	1	0.004	-123	-0.006
Labor Surplus Area (LSA)								
Total Set-Aside	24	851	149	38,148	173	0.670	38,999	1.816
Partial Set-Aside (DOD contracts)	0	0	0	0	0	0.000	0	0.000
Tie Bid Preference	0	0	16	7,120	16	0.062	7,120	0.332
Total LSA/Small Bus. Set-Aside	15	1,135	475	76,138	490	1.899	77,273	3.599
Comb.Sm. Bus. Partial LSA (DOD contracts)	0	0	0	0	0	0.000	0	0.000
Subtotal:	39	1,986	640	121,406	679	2.631	123,392	5.747
LSA No Preference Given	6,018	493,168	19,110	1,530,639	25,128	97.369	2,023,807	94.253
Product or Service								
Supplies & Equipment	206	15,457	14,794	974,741	15,000	58.124	990,198	46.116
Research & Development	0	0	1	11	1	0.004	11	0.001
Construction	30	654	1,329	253,653	1,359	5.266	254,307	11.844
Architect Engineering	79	3,180	161	29,287	240	0.930	32,467	1.512
Automatic Data Processing Services	362	59,982	428	206,491	790	3.061	266,473	12.410
ADP Equipment, Purchase & Lease	209	10,745	44	19,623	253	0.980	30,368	1.414
Real Property, Purchase & Lease	4,383	64,760	2,232	19,311	6,615	25.633	84,071	3.915
Other Services	788	340,376	761	148,928	1,549	6.002	489,304	22.788

FEDERAL PROCUREMENT DATA SYSTEM
GENERAL SERVICES ADMINISTRATION SNAPSHOT REPORT
 Actions Reported Individually on SF279
 Fiscal Year 1988 Through Fourth Quarter

	PRE-CICA		POST-CICA		PRE- & POST-CICA			
	Actions	Dollars (000)	Actions	Dollars (000)	Actions	Percentage of Actions	Dollars (000)	Percentage of Dollars (000)
Methods of Contracting (Pre-CICA)								
2-step Formal Advertising	0	0	0	0	0	0.000	0	0.000
Other Formal Advertising	12	650	0	0	12	0.046	650	0.030
Negotiated Competitive	3,777	131,925	0	0	3,777	14.636	131,925	6.144
Negotiated Non-Competitive	1,505	26,782	0	0	1,505	5.832	26,782	1.247
Directed for Foreign Governments	0	0	0	0	0	0.000	0	0.000
Tariff or Regulated	697	331,432	0	0	697	2.701	331,432	15.436
8(a) Awards	66	4,365	0	0	66	0.256	4,365	0.203
Brand Name For Resale	0	0	0	0	0	0.000	0	0.000
Small Business Awards								
Small Business No Preference	4,136	64,835	7,707	391,776	11,843	45.891	456,611	21.265
Total Set-Asides	97	5,326	3,197	206,622	3,294	12.764	211,948	9.871
Partial Set-Asides	0	0	0	0	0	0.000	0	0.000
8(a) Awards	66	4,365	73	92,013	139	0.539	96,378	4.489
Subtotal:	4,299	74,526	10,977	690,411	15,276	59.193	764,937	35.625
Type of Contract								
Fixed Price	6,023	492,342	19,645	1,628,944	25,668	99.461	2,121,286	98.793
Cost Reimbursement	15	1,666	102	23,011	117	0.453	24,677	1.149
Time & Material	0	0	3	90	3	0.012	90	0.004
Labor Hour	19	1,146	0	0	19	0.074	1,146	0.053
Type of Contractor								
Business Concerns	5,944	490,579	16,962	1,557,414	22,906	88.759	2,047,993	95.380
Educational & Non-Profit	58	4,153	2,756	93,901	2,814	10.904	98,054	4.567
State/Local Government	55	422	31	718	86	0.333	1,140	0.053
Non-defined	0	0	1	12	1	0.004	12	0.001
Full and Open Competition (Post-CICA)								
Normal Full & Open Competition	0	0	9,786	884,172	9,786	37.920	884,172	41.178
Architect Engineering	0	0	93	23,008	93	0.360	23,008	1.072
Basic Research	0	0	0	0	0	0.000	0	0.000
Multiple Award	0	0	457	14,959	457	1.771	14,959	0.697
Alternate Source	0	0	1	39	1	0.004	39	0.002
Small Business Set-Aside	0	0	2,888	164,504	2,888	11.191	164,504	7.661
LSA Set-Aside	0	0	68	21,989	68	0.263	21,989	1.024
LSA/Small Business Set-Aside	0	0	309	42,118	309	1.197	42,118	1.962
Authority for Other Than Full and Open Competition (Post-CICA)								
Competitive								
Only One Source	0	0	7	585	7	0.027	585	0.027
Follow-on Contracts	0	0	0	0	0	0.000	0	0.000
Other	0	0	42	1,361	42	0.163	1,361	0.063
Unusual & Compelling Urgency	0	0	93	27,936	93	0.360	27,936	1.301
Mobilization/Essential R&D	0	0	0	0	0	0.000	0	0.000
International Agreement	0	0	0	0	0	0.000	0	0.000
National Security	0	0	15	205,921	15	0.058	205,921	9.590
Public Interest	0	0	0	0	0	0.000	0	0.000
Non-Competitive								
Only One Source	0	0	1,890	23,559	1,890	7.324	23,559	1.097
Follow-on Contracts	0	0	5	157	5	0.019	157	0.007
Other	0	0	99	3,111	99	0.384	3,111	0.145
Unusual & Compelling Urgency	0	0	26	8,667	26	0.101	8,667	0.404
Mobilization/Essential R&D	0	0	0	0	0	0.000	0	0.000
International Agreement	0	0	0	0	0	0.000	0	0.000
National Security	0	0	7	31,079	7	0.027	31,079	1.447
Public Interest	0	0	1	3,448	1	0.004	3,448	0.161
Not Available for Competition	763	335,797	2,820	177,446	3,583	13.884	513,243	23.903
Synopsis of Procurement Prior to Award								
Synopsized Prior to Award	11	2,415	1,156	922,854	1,167	4.522	925,269	43.092
Not Synopsized due to Emergency	0	0	217	43,831	217	0.841	43,831	2.041
Not Synopsized for Other Reasons	6,046	492,739	18,377	685,360	24,423	94.637	1,178,099	54.867
Women Owned Business	150	1,935	283	16,830	433	1.678	18,765	0.874
Full and Open with Only One Bidder/Offeror	0	0	400	64,933	400	1.550	64,933	3.024

FEDERAL PROCUREMENT DATA SYSTEM
INTERNATIONAL TRADE COMMISSION SNAPSHOT REPORT

Actions Reported in Summary on SF281

Fiscal Year 1988 Through Fourth Quarter

Part I - Total Prime Acquisition Actions

Acquisition Method	Number of Actions	Net Dollar Amount (000)				
		Total	Small Business Concerns	Large Business Concerns	Educational & Non-Profit Institutions	Outside U.S./ Outlying Areas
1. Total (2+7+8)	989	2,251				
2. Subtotal (3+4+5+6)	989	2,251	1,413	827	0	11
3. Formally Advertised (Including 2 Step)	0	0	0	0	0	0
4. Negotiated Competitive	818	1,305	1,030	275	0	0
5. Negotiated Non-Competitive	12	11	0	0	0	11
6. Procurement Under Another Agency's Contracts	159	935	383	552	0	0
6A. GSA Schedules	159	935	383	552	0	0
6B. Another Agency's Contracts	0	0	0	0	0	0
7. Directed Contracts For Foreign Governments	0	0	0	0	0	0
8. Tariff Or Regulated Acquisitions	0	0	0	0	0	0

Part II - Statistics on Selected Types of Acquisition

Type of Acquisition	Number of Actions	Net Dollar Amount (000)
9. Small Business Total Set-Asides	0	0
10. Small Business Partial Set-Asides	0	0
11. Total Labor Surplus Area Set-Asides	0	0
12. Total Labor Surplus Area/Small Business Set-Asides	0	0
13. Acquisitions From Minority and Disadvantaged Business Enterprises (13A + 13B)	0	0
13A. Directed to Large Or Small Minority Business Enterprises	0	0
13B. Small Business - Disadvantaged 8(A)	0	0
14. Women-Owned Business	0	0

INTERNATIONAL TRADE COMMISSION SNAPSHOT REPORT

Actions Reported Individually on SF279

Fiscal Year 1988 Through Fourth Quarter

	PRE-CICA		POST-CICA		PRE- & POST-CICA			
	Actions	Dollars (000)	Actions	Dollars (000)	Actions	Percents of Actions	Dollars (000)	Percentage of Dollars (000)
Total	2	310	11	543	13	100.000	853	100.000
Subject To Statutory Requirements								
Walsh Healy Act - Mfg	0	0	0	0	0	0.000	0	0.000
Walsh Healy Act - Dealer	2	310	11	543	13	100.000	853	100.000
Service Contract Act	0	0	0	0	0	0.000	0	0.000
Davis Bacon Act	0	0	0	0	0	0.000	0	0.000
Not subject to Above 3 Acts	0	0	0	0	0	0.000	0	0.000
Kind of Contract Action								
Initial Letter Contract	0	0	0	0	0	0.000	0	0.000
Def. Cont. Superseding Letter Contract	0	0	0	0	0	0.000	0	0.000
New Definitive Contract	0	0	0	0	0	0.000	0	0.000
Order Under Agency's Contract	0	0	0	0	0	0.000	0	0.000
Modification	0	0	0	0	0	0.000	0	0.000
GSA Schedule	0	0	0	0	0	0.000	0	0.000
Order Under Other Agency's Contract	2	310	11	543	13	100.000	853	100.000
Termination for Default	0	0	0	0	0	0.000	0	0.000
Termination for Convenience	0	0	0	0	0	0.000	0	0.000
Labor Surplus Area (LSA)								
Total Set-Aside	0	0	0	0	0	0.000	0	0.000
Partial Set-Aside (DOD contracts)	0	0	0	0	0	0.000	0	0.000
Tie Bid Preference	0	0	0	0	0	0.000	0	0.000
Total LSA/Small Bus. Set-Aside	0	0	0	0	0	0.000	0	0.000
Comb. Sm. Bus. Partial LSA (DOD contracts)	0	0	0	0	0	0.000	0	0.000
Subtotal:	0	0	0	0	0	0.000	0	0.000
LSA No Preference Given	2	310	11	543	13	100.000	853	100.000
Product or Service								
Supplies & Equipment	2	310	0	0	2	15.385	310	36.342
Research & Development	0	0	0	0	0	0.000	0	0.000
Construction	0	0	0	0	0	0.000	0	0.000
Architect Engineering	0	0	0	0	0	0.000	0	0.000
Automatic Data Processing Services	0	0	0	0	0	0.000	0	0.000
ADP Equipment, Purchase & Lease	0	0	7	395	7	53.846	395	46.307
Real Property, Purchase & Lease	0	0	0	0	0	0.000	0	0.000
Other Services	0	0	4	148	4	30.769	148	17.351

FEDERAL PROCUREMENT DATA SYSTEM
INTERNATIONAL TRADE COMMISSION SNAPSHOT REPORT
Actions Reported Individually on SF279
Fiscal Year 1988 Through Fourth Quarter

	PRE-CICA		POST-CICA		PRE-& POST-CICA			
	Actions	Dollars (000)	Actions	Dollars (000)	Actions	Percentage of Actions	Dollars (000)	Percentage of Dollars (000)
Methods of Contracting (Pre-CICA)								
2-step Formal Advertising	0	0	0	0	0	0.000	0	0.000
Other Formal Advertising	0	0	0	0	0	0.000	0	0.000
Negotiated Competitive	2	310	0	0	2	15.385	310	36.342
Negotiated Non-Competitive	0	0	0	0	0	0.000	0	0.000
Directed for Foreign Governments	0	0	0	0	0	0.000	0	0.000
Tariff or Regulated	0	0	0	0	0	0.000	0	0.000
8(a) Awards	0	0	0	0	0	0.000	0	0.000
Brand Name For Resale	0	0	0	0	0	0.000	0	0.000
Small Business Awards								
Small Business No Preference	0	0	9	436	9	69.231	436	51.114
Total Set-Asides	0	0	0	0	0	0.000	0	0.000
Partial Set-Asides	0	0	0	0	0	0.000	0	0.000
8(a) Awards	0	0	0	0	0	0.000	0	0.000
Subtotal:	0	0	9	436	9	69.231	436	51.114
Type of Contract								
Fixed Price	2	310	11	543	13	100.000	853	100.000
Cost Reimbursement	0	0	0	0	0	0.000	0	0.000
Time & Material	0	0	0	0	0	0.000	0	0.000
Labor Hour	0	0	0	0	0	0.000	0	0.000
Type of Contractor								
Business Concerns	2	310	11	543	13	100.000	853	100.000
Educational & Non-Profit	0	0	0	0	0	0.000	0	0.000
State/Local Government	0	0	0	0	0	0.000	0	0.000
Non-defined	0	0	0	0	0	0.000	0	0.000
Full and Open Competition (Post-CICA)								
Normal Full & Open Competition	0	0	0	0	0	0.000	0	0.000
Architect Engineering	0	0	0	0	0	0.000	0	0.000
Basic Research	0	0	0	0	0	0.000	0	0.000
Multiple Award	0	0	11	543	11	84.615	543	63.658
Alternate Source	0	0	0	0	0	0.000	0	0.000
Small Business Set-Aside	0	0	0	0	0	0.000	0	0.000
LSA Set-Aside	0	0	0	0	0	0.000	0	0.000
LSA/Small Business Set-Aside	0	0	0	0	0	0.000	0	0.000
Authority for Other Than Full and Open Competition (Post-CICA)								
Competitive								
Only One Source	0	0	0	0	0	0.000	0	0.000
Follow-on Contracts	0	0	0	0	0	0.000	0	0.000
Other	0	0	0	0	0	0.000	0	0.000
Unusual & Compelling Urgency	0	0	0	0	0	0.000	0	0.000
Mobilization/Essential R&D	0	0	0	0	0	0.000	0	0.000
International Agreement	0	0	0	0	0	0.000	0	0.000
National Security	0	0	0	0	0	0.000	0	0.000
Public Interest	0	0	0	0	0	0.000	0	0.000
Non-Competitive								
Only One Source	0	0	0	0	0	0.000	0	0.000
Follow-on Contracts	0	0	0	0	0	0.000	0	0.000
Other	0	0	0	0	0	0.000	0	0.000
Unusual & Compelling Urgency	0	0	0	0	0	0.000	0	0.000
Mobilization/Essential R&D	0	0	0	0	0	0.000	0	0.000
International Agreement	0	0	0	0	0	0.000	0	0.000
National Security	0	0	0	0	0	0.000	0	0.000
Public Interest	0	0	0	0	0	0.000	0	0.000
Not Available for Competition	0	0	0	0	0	0.000	0	0.000
Synopsis of Procurement Prior to Award								
Synopsized Prior to Award	2	310	11	543	13	100.000	853	100.000
Not Synopsized due to Emergency	0	0	0	0	0	0.000	0	0.000
Not Synopsized for Other Reasons	0	0	0	0	0	0.000	0	0.000
Woman Owned Business	0	0	0	0	0	0.000	0	0.000
Full and Open with Only One Bidder/Officer	0	0	0	0	0	0.000	0	0.000

FEDERAL PROCUREMENT DATA SYSTEM
INTERSTATE COMMERCE COMMISSION SNAPSHOT REPORT

Actions Reported in Summary on SF281

Fiscal Year 1988 Through Fourth Quarter

Part I - Total Prime Acquisition Actions

Acquisition Method	Number of Actions	Net Dollar Amount (000)				
		Total	Small Business Concerns	Large Business Concerns	Educational & Non-Profit Institutions	Outside U.S./Outlying Areas
1. Total (2+7+8)	847	734				
2. Subtotal (3+4+5+6)	847	734	283	404	47	0
3. Formally Advertised (Including 2 Step)	0	0	0	0	0	0
4. Negotiated Competitive	33	102	62	40	0	0
5. Negotiated Non-Competitive	595	250	102	109	39	0
6. Procurement Under Another Agency's Contracts	219	382	119	255	8	0
6A. GSA Schedules	219	382	119	255	8	0
6B. Another Agency's Contracts	0	0	0	0	0	0
7. Directed Contracts For Foreign Governments	0	0				
8. Tariff Or Regulated Acquisitions	0	0				

Part II - Statistics on Selected Types of Acquisition

Type of Acquisition	Number of Actions	Net Dollar Amount (000)
9. Small Business Total Set-Asides	320	240
10. Small Business Partial Set-Asides	17	4
11. Total Labor Surplus Area Set-Asides	0	0
12. Total Labor Surplus Area/Small Business Set-Asides	0	0
13. Acquisitions From Minority and Disadvantaged Business Enterprises (13A + 13B)	57	45
13A. Directed to Large Or Small Minority Business Enterprises	57	45
13B. Small Business - Disadvantaged 8(A)	0	0
14. Women-Owned Business	12	14

INTERSTATE COMMERCE COMMISSION SNAPSHOT REPORT

Actions Reported Individually on SF279

Fiscal Year 1988 Through Fourth Quarter

	PRE-CICA		POST-CICA		PRE- & POST-CICA			
	Actions	Dollars (000)	Actions	Dollars (000)	Actions	Percents of Actions	Dollars (000)	Percentage of Dollars (000)
Total	8	978	29	2,013	37	100.000	2,991	100.000
Subject To Statutory Requirements								
Walsh Healy Act - Mfg	1	12	6	157	7	18.919	169	5.650
Walsh Healy Act - Dealer	0	0	16	1,631	16	43.243	1,631	54.530
Service Contract Act	2	198	7	225	9	24.324	423	14.142
Davis Bacon Act	0	0	0	0	0	0.000	0	0.000
Not subject to Above 3 Acts	5	768	0	0	5	13.514	768	25.677
Kind of Contract Action								
Initial Letter Contract	0	0	0	0	0	0.000	0	0.000
Def. Cont. Superseding Letter Contract	0	0	0	0	0	0.000	0	0.000
New Definitive Contract	0	0	2	394	2	5.405	394	13.173
Order Under Agency's Contract	0	0	1	917	1	2.703	917	30.659
Modification	7	966	3	35	10	27.027	1,001	33.467
GSA Schedule	1	12	23	667	24	64.865	679	22.701
Order Under Other Agency's Contract	0	0	0	0	0	0.000	0	0.000
Termination for Default	0	0	0	0	0	0.000	0	0.000
Termination for Convenience	0	0	0	0	0	0.000	0	0.000
Labor Surplus Area (LSA)								
Total Set-Aside	0	0	0	0	0	0.000	0	0.000
Partial Set-Aside (DOD contracts)	0	0	0	0	0	0.000	0	0.000
Tie Bid Preference	0	0	0	0	0	0.000	0	0.000
Total LSA/Small Bus. Set-Aside	0	0	0	0	0	0.000	0	0.000
Comb. Sm. Bus. Partial LSA (DOD contracts) ..	0	0	0	0	0	0.000	0	0.000
Subtotal:	0	0	0	0	0	0.000	0	0.000
LSA No Preference Given	8	978	29	2,013	37	100.000	2,991	100.000
Product or Service								
Supplies & Equipment	0	0	5	87	5	13.514	87	2.909
Research & Development	0	0	0	0	0	0.000	0	0.000
Construction	0	0	0	0	0	0.000	0	0.000
Architect Engineering	0	0	0	0	0	0.000	0	0.000
Automatic Data Processing Services	5	771	2	15	7	18.919	786	26.279
ADP Equipment, Purchase & Lease	1	12	10	1,483	11	29.730	1,495	49.983
Real Property, Purchase & Lease	0	0	0	0	0	0.000	0	0.000
Other Services	2	195	12	428	14	37.838	623	20.829

FEDERAL PROCUREMENT DATA SYSTEM
INTERSTATE COMMERCE COMMISSION SNAPSHOT REPORT
 Actions Reported Individually on SF279
 Fiscal Year 1988 Through Fourth Quarter

	PRE-CICA		POST-CICA		PRE-& POST-CICA			
	Actions	Dollars (000)	Actions	Dollars (000)	Actions	Percentage of Actions	Dollars (000)	Percentage of Dollars (000)
Methods of Contracting (Pre-CICA)								
2-step Formal Advertising	0	0	0	0	0	0.000	0	0.000
Other Formal Advertising	0	0	0	0	0	0.000	0	0.000
Negotiated Competitive	8	978	0	0	8	21.622	978	32.698
Negotiated Non-Competitive	0	0	0	0	0	0.000	0	0.000
Directed for Foreign Governments	0	0	0	0	0	0.000	0	0.000
Tariff or Regulated	0	0	0	0	0	0.000	0	0.000
8(a) Awards	0	0	0	0	0	0.000	0	0.000
Brand Name For Resale	0	0	0	0	0	0.000	0	0.000
Small Business Awards								
Small Business No Preference	0	0	9	1,528	9	24.324	1,528	51.087
Total Set-Asides	1	45	0	0	1	2.703	45	1.505
Partial Set-Asides	0	0	0	0	0	0.000	0	0.000
8(a) Awards	0	0	0	0	0	0.000	0	0.000
Subtotal:	1	45	9	1,528	10	27.027	1,573	52.591
Type of Contract								
Fixed Price	8	978	29	2,013	37	100.000	2,991	100.000
Cost Reimbursement	0	0	0	0	0	0.000	0	0.000
Time & Material	0	0	0	0	0	0.000	0	0.000
Labor Hour	0	0	0	0	0	0.000	0	0.000
Type of Contractor								
Business Concerns	6	780	29	2,013	35	94.595	2,793	93.380
Educational & Non-Profit	2	198	0	0	2	5.405	198	6.620
State/Local Government	0	0	0	0	0	0.000	0	0.000
Non-defined	0	0	0	0	0	0.000	0	0.000
Full and Open Competition (Post-CICA)								
Normal Full & Open Competition	0	0	8	1,368	8	21.622	1,368	45.737
Architect Engineering	0	0	0	0	0	0.000	0	0.000
Basic Research	0	0	0	0	0	0.000	0	0.000
Multiple Award	0	0	21	645	21	56.757	645	21.565
Alternate Source	0	0	0	0	0	0.000	0	0.000
Small Business Set-Aside	0	0	0	0	0	0.000	0	0.000
LSA Set-Aside	0	0	0	0	0	0.000	0	0.000
LSA/Small Business Set-Aside	0	0	0	0	0	0.000	0	0.000
Authority for Other Than Full and Open Competition (Post-CICA)								
Competitive								
Only One Source	0	0	0	0	0	0.000	0	0.000
Follow-on Contracts	0	0	0	0	0	0.000	0	0.000
Other	0	0	0	0	0	0.000	0	0.000
Unusual & Compelling Urgency	0	0	0	0	0	0.000	0	0.000
Mobilization/Essential R&D	0	0	0	0	0	0.000	0	0.000
International Agreement	0	0	0	0	0	0.000	0	0.000
National Security	0	0	0	0	0	0.000	0	0.000
Public Interest	0	0	0	0	0	0.000	0	0.000
Non-Competitive								
Only One Source	0	0	0	0	0	0.000	0	0.000
Follow-on Contracts	0	0	0	0	0	0.000	0	0.000
Other	0	0	0	0	0	0.000	0	0.000
Unusual & Compelling Urgency	0	0	0	0	0	0.000	0	0.000
Mobilization/Essential R&D	0	0	0	0	0	0.000	0	0.000
International Agreement	0	0	0	0	0	0.000	0	0.000
National Security	0	0	0	0	0	0.000	0	0.000
Public Interest	0	0	0	0	0	0.000	0	0.000
Not Available for Competition	0	0	0	0	0	0.000	0	0.000
Synopsis of Procurement Prior to Award								
Synopsized Prior to Award	6	921	6	1,346	12	32.432	2,267	75.794
Not Synopsized due to Emergency	0	0	0	0	0	0.000	0	0.000
Not Synopsized for Other Reasons	2	57	23	667	25	67.568	724	24.206
Women Owned Business	0	0	1	20	1	2.703	20	0.669
Full and Open with Only One Bidder/Offeree	0	0	10	369	10	27.027	369	12.337

FEDERAL PROCUREMENT DATA SYSTEM
MERIT SYSTEMS PROTECTION BOARD SNAPSHOT REPORT

Actions Reported in Summary on SF281
 Fiscal Year 1988 Through Fourth Quarter

Part I - Total Prime Acquisition Actions

Acquisition Method	Number of Actions	Net Dollar Amount (000)				
		Total	Small Business Concerns	Large Business Concerns	Educational & Non-Profit Institutions	Outside U.S./ Outlying Areas
1. Total (2+7+8)	987	1,404	932	469	3	0
2. Subtotal (3+4+5+6)	987	1,404	0	0	0	0
3. Formally Advertised (Including 2 Step)	0	0	0	0	0	0
4. Negotiated Competitive	467	736	650	86	3	0
5. Negotiated Non-Competitive	350	300	171	126	0	0
6. Procurement Under Another Agency's Contracts	170	368	111	257	0	0
6A. GSA Schedules	170	368	111	257	0	0
6B. Another Agency's Contracts	0	0	0	0	0	0
7. Directed Contracts For Foreign Governments	0	0	0	0	0	0
8. Tariff Or Regulated Acquisitions	0	0	0	0	0	0

Part II - Statistics on Selected Types of Acquisition

Type of Acquisition	Number of Actions	Net Dollar Amount (000)
9. Small Business Total Set-Asides	245	255
10. Small Business Partial Set-Asides	0	0
11. Total Labor Surplus Area Set-Asides	0	0
12. Total Labor Surplus Area/Small Business Set-Asides	0	0
13. Acquisitions From Minority and Disadvantaged Business Enterprises (13A + 13B)	44	53
13A. Directed to Large Or Small Minority Business Enterprises	37	48
13B. Small Business - Disadvantaged 8(A)	7	5
14. Women-Owned Business	51	116

MERIT SYSTEMS PROTECTION BOARD SNAPSHOT REPORT

Actions Reported Individually on SF279
 Fiscal Year 1988 Through Fourth Quarter

	PRE-CICA		POST-CICA		PRE- & POST-CICA			Percentage of Dollars (000)
	Actions	Dollars (000)	Actions	Dollars (000)	Actions	Percents of Actions	Dollars (000)	
Total	1	39	4	177	5	100.000	216	100.000
Subject To Statutory Requirements	1	39	4	177	5	100.000	216	100.000
Walsh Healy Act - Mfg	0	0	0	0	0	0.000	0	0.000
Walsh Healy Act - Dealer	0	0	0	0	0	0.000	0	0.000
Service Contract Act	0	0	0	0	0	0.000	0	0.000
Davis Bacon Act	0	0	0	0	0	0.000	0	0.000
Not subject to Above 3 Acts	0	0	0	0	0	0.000	0	0.000
Kind of Contract Action	0	0	0	0	0	0.000	0	0.000
Initial Letter Contract	0	0	0	0	0	0.000	0	0.000
Def. Cont. Superseding Letter Contract	0	0	0	0	0	0.000	0	0.000
New Definitive Contract	0	0	0	0	0	0.000	0	0.000
Order Under Agency's Contract	0	0	0	0	0	0.000	0	0.000
Modification	0	0	4	177	5	100.000	216	100.000
GSA Schedule	1	39	0	0	0	0.000	0	0.000
Order Under Other Agency's Contract	0	0	0	0	0	0.000	0	0.000
Termination for Default	0	0	0	0	0	0.000	0	0.000
Termination for Convenience	0	0	0	0	0	0.000	0	0.000
Labor Surplus Area (LSA)	0	0	0	0	0	0.000	0	0.000
Total Set-Aside	0	0	0	0	0	0.000	0	0.000
Partial Set-Aside (DOD contracts)	0	0	1	25	1	20.000	25	11.574
Tie Bid Preference	0	0	0	0	0	0.000	0	0.000
Total LSA/Small Bus. Set-Aside	0	0	0	0	0	0.000	0	0.000
Comb. Sm. Bus. Partial LSA (DOD contracts)	0	0	1	25	1	20.000	25	11.574
Subtotal:	0	0	1	25	1	20.000	25	11.574
LSA No Preference Given	1	39	3	152	4	80.000	191	88.426
Product or Service	0	0	2	71	2	40.000	71	32.870
Supplies & Equipment	0	0	0	0	0	0.000	0	0.000
Research & Development	0	0	0	0	0	0.000	0	0.000
Construction	0	0	0	0	0	0.000	0	0.000
Architect Engineering	0	0	0	0	0	0.000	0	0.000
Automatic Data Processing Services	0	0	0	0	0	0.000	0	0.000
ADP Equipment, Purchase & Lease	1	39	1	81	2	40.000	120	55.556
Real Property, Purchase & Lease	0	0	0	0	0	0.000	0	0.000
Other Services	0	0	1	25	1	20.000	25	11.574

FEDERAL PROCUREMENT DATA SYSTEM
MERIT SYSTEMS PROTECTION BOARD SNAPSHOT REPORT
 Actions Reported Individually on SF279
 Fiscal Year 1988 Through Fourth Quarter

	PRE-CICA		POST-CICA		PRE- & POST-CICA			
	Actions	Dollars (000)	Actions	Dollars (000)	Actions	Percentage of Actions	Dollars (000)	Percentage of Dollars (000)
Methods of Contracting (Pre-CICA)								
2-step Formal Advertising	0	0	0	0	0	0.000	0	0.000
Other Formal Advertising	0	0	0	0	0	0.000	0	0.000
Negotiated Competitive	1	39	0	0	0	0.000	0	0.000
Negotiated Non-Competitive	0	0	0	0	1	20.000	39	18.056
Directed for Foreign Governments	0	0	0	0	0	0.000	0	0.000
Tariff or Regulated	0	0	0	0	0	0.000	0	0.000
8(a) Awards	0	0	0	0	0	0.000	0	0.000
Brand Name For Resale	0	0	0	0	0	0.000	0	0.000
Small Business Awards								
Small Business No Preference	0	0	1	46	1	20.000	46	21.296
Total Set-Asides	0	0	0	0	0	0.000	0	0.000
Partial Set-Asides	0	0	0	0	0	0.000	0	0.000
8(a) Awards	0	0	0	0	0	0.000	0	0.000
Subtotal:	0	0	1	46	1	20.000	46	21.296
Type of Contract								
Fixed Price	1	39	4	177	5	100.000	216	100.000
Cost Reimbursement	0	0	0	0	0	0.000	0	0.000
Time & Material	0	0	0	0	0	0.000	0	0.000
Labor Hour	0	0	0	0	0	0.000	0	0.000
Type of Contractor								
Business Concerns	1	39	4	177	5	100.000	216	100.000
Educational & Non-Profit	0	0	0	0	0	0.000	0	0.000
State/Local Government	0	0	0	0	0	0.000	0	0.000
Non-defined	0	0	0	0	0	0.000	0	0.000
Full and Open Competition (Post-CICA)								
Normal Full & Open Competition	0	0	0	0	0	0.000	0	0.000
Architect Engineering	0	0	0	0	0	0.000	0	0.000
Basic Research	0	0	0	0	0	0.000	0	0.000
Multiple Award	0	0	4	177	4	80.000	177	81.944
Alternate Source	0	0	0	0	0	0.000	0	0.000
Small Business Set-Aside	0	0	0	0	0	0.000	0	0.000
LSA Set-Aside	0	0	0	0	0	0.000	0	0.000
LSA/Small Business Set-Aside	0	0	0	0	0	0.000	0	0.000
Authority for Other Than Full and Open Competition (Post-CICA)								
Competitive								
Only One Source	0	0	0	0	0	0.000	0	0.000
Follow-on Contracts	0	0	0	0	0	0.000	0	0.000
Other	0	0	0	0	0	0.000	0	0.000
Unusual & Compelling Urgency	0	0	0	0	0	0.000	0	0.000
Mobilization/Essential R&D	0	0	0	0	0	0.000	0	0.000
International Agreement	0	0	0	0	0	0.000	0	0.000
National Security	0	0	0	0	0	0.000	0	0.000
Public Interest	0	0	0	0	0	0.000	0	0.000
Non-Competitive								
Only One Source	0	0	0	0	0	0.000	0	0.000
Follow-on Contracts	0	0	0	0	0	0.000	0	0.000
Other	0	0	0	0	0	0.000	0	0.000
Unusual & Compelling Urgency	0	0	0	0	0	0.000	0	0.000
Mobilization/Essential R&D	0	0	0	0	0	0.000	0	0.000
International Agreement	0	0	0	0	0	0.000	0	0.000
National Security	0	0	0	0	0	0.000	0	0.000
Public Interest	0	0	0	0	0	0.000	0	0.000
Not Available for Competition	0	0	0	0	0	0.000	0	0.000
Synopsis of Procurement Prior to Award								
Synopsized Prior to Award	0	0	4	177	4	80.000	177	81.944
Not Synopsized due to Emergency	0	0	0	0	0	0.000	0	0.000
Not Synopsized for Other Reasons	1	39	0	0	1	20.000	39	18.056
Women Owned Business	0	0	0	0	0	0.000	0	0.000
Full and Open with Only One Bidder/Officer	0	0	0	0	0	0.000	0	0.000

FEDERAL PROCUREMENT DATA SYSTEM

NATIONAL AERONAUTICS & SPACE ADMIN SNAPSHOT REPORT

Actions Reported in Summary on SF281

Fiscal Year 1988 Through Fourth Quarter

Part I - Total Prime Acquisition Actions

Acquisition Method	Number of Actions	Net Dollar Amount (000)				
		Total	Small Business Concerns	Large Business Concerns	Educational & Non-Profit Institutions	Outside U.S./Outlying Areas
1. Total (2+7+8)	82,419	184,697				
2. Subtotal (3+4+5+6)	82,419	184,697	109,848	70,145	4,292	412
3. Formally Advertised (Including 2 Step)	35	1,196	888	308	0	0
4. Negotiated Competitive	28,625	86,949	71,425	14,696	804	24
5. Negotiated Non-Competitive	42,987	57,827	25,927	28,024	3,488	388
6. Procurement Under Another Agency's Contracts	10,772	38,725	11,608	27,117	0	0
6A. GSA Schedules	10,772	38,725	11,608	27,117	0	0
6B. Another Agency's Contracts	0	0	0	0	0	0
7. Directed Contracts For Foreign Governments	0	0				
8. Tariff Or Regulated Acquisitions	0	0				

Part II - Statistics on Selected Types of Acquisition

Type of Acquisition	Number of Actions	Net Dollar Amount (000)
9. Small Business Total Set-Asides	29,477	83,921
10. Small Business Partial Set-Asides	0	0
11. Total Labor Surplus Area Set-Asides	0	0
12. Total Labor Surplus Area/Small Business Set-Asides	0	0
13. Acquisitions From Minority and Disadvantaged Business Enterprises (13A + 13B)	1,125	1,963
13A. Directed to Large Or Small Minority Business Enterprises	1,110	1,815
13B. Small Business - Disadvantaged 8(A)	15	148
14. Women-Owned Business	2,400	3,475

NATIONAL AERONAUTICS & SPACE ADMIN SNAPSHOT REPORT

Actions Reported Individually on SF279

Fiscal Year 1988 Through Fourth Quarter

	PRE-CICA		POST-CICA		PRE-& POST-CICA			
	Actions	Dollars (000)	Actions	Dollars (000)	Actions	Percents of Actions	Dollars (000)	Percentage of Dollars (000)
Total	4,046	5,271,403	7,658	3,074,464	11,704	100.000	8,345,867	100.000
Subject To Statutory Requirements								
Walsh Healy Act - Mfg	885	1,219,408	1,767	1,204,805	2,652	22.659	2,424,213	29.047
Walsh Healy Act - Dealer	295	149,891	802	217,502	1,097	9.373	367,393	4.402
Service Contract Act	602	956,566	1,065	843,289	1,667	14.243	1,799,855	21.566
Davis Bacon Act	32	179,267	798	140,798	830	7.092	320,065	3.835
Not subject to Above 3 Acts	2,232	2,766,271	3,226	668,070	5,458	46.634	3,434,341	41.150
Kind of Contract Action								
Initial Letter Contract	0	0	9	25,751	9	0.077	25,751	0.309
Def. Cont. Superseding Letter Contract	0	0	2	383	2	0.017	383	0.005
New Definitive Contract	3	2,905	1,724	569,476	1,727	14.756	572,381	6.858
Order Under Agency's Contract	0	0	7	492	7	0.060	492	0.006
Modification	3,988	5,266,031	5,452	2,446,946	9,440	80.656	7,712,977	92.417
GSA Schedule	54	2,799	452	30,943	506	4.323	33,742	0.404
Order Under Other Agency's Contract	0	0	10	650	10	0.085	650	0.008
Termination for Default	0	0	0	0	0	0.000	0	0.000
Termination for Convenience	1	-332	2	-177	3	0.026	-509	-0.006
Labor Surplus Area (LSA)								
Total Set-Aside	0	0	1	55	1	0.009	55	0.001
Partial Set-Aside (DOD contracts)	0	0	0	0	0	0.000	0	0.000
Tie Bid Preference	0	0	0	0	0	0.000	0	0.000
Total LSA/Small Bus. Set-Aside	23	1,534	87	17,042	110	0.940	18,576	0.223
Comb. Sm. Bus. Partial LSA (DOD contracts)	0	0	0	0	0	0.000	0	0.000
Subtotal:	23	1,534	88	17,097	111	0.948	18,631	0.223
LSA No Preference Given	4,023	5,269,869	7,570	3,057,367	11,593	99.052	8,327,236	99.777
Product or Service								
Supplies & Equipment	303	567,156	1,046	778,954	1,349	11.526	1,346,110	16.129
Research & Development	1,786	2,161,562	2,601	950,300	4,387	37.483	3,111,862	37.286
Construction	70	213,017	855	156,783	925	7.903	369,800	4.431
Architect Engineering	49	6,849	322	50,611	371	3.170	57,460	0.688
Automatic Data Processing Services	148	55,781	220	163,584	368	3.144	219,365	2.628
ADP Equipment, Purchase & Lease	146	16,902	858	109,318	1,004	8.578	126,220	1.512
Real Property, Purchase & Lease	8	612	21	1,052	29	0.248	1,664	0.020
Other Services	1,536	2,249,524	1,735	863,862	3,271	27.948	3,113,386	37.305

FEDERAL PROCUREMENT DATA SYSTEM
NATIONAL AERONAUTICS & SPACE ADMIN SNAPSHOT REPORT
 Actions Reported Individually on SF279
 Fiscal Year 1988 Through Fourth Quarter

	PRE-CICA		POST-CICA		PRE-& POST-CICA			
	Actions	Dollars (000)	Actions	Dollars (000)	Actions	Percentage of Actions	Dollars (000)	Percentage of Dollars (000)
Methods of Contracting (Pre-CICA)								
2-step Formal Advertising	1	-2	0	0	1	0.009	-2	0.000
Other Formal Advertising	31	1,755	0	0	31	0.265	1,755	0.021
Negotiated Competitive	1,839	3,676,148	0	0	1,839	15.713	3,676,148	44.048
Negotiated Non-Competitive	1,945	1,540,072	0	0	1,945	16.618	1,540,072	18.453
Directed for Foreign Governments	0	0	0	0	0	0.000	0	0.000
Tariff or Regulated	17	11,948	0	0	17	0.145	11,948	0.143
8(a) Awards	213	41,482	0	0	213	1.820	41,482	0.497
Brand Name For Resale	0	0	0	0	0	0.000	0	0.000
Small Business Awards								
Small Business No Preference	405	46,122	1,531	211,579	1,936	16.541	257,701	3.088
Total Set-Asides	261	76,068	1,612	185,432	1,873	16.003	261,500	3.133
Partial Set-Asides	3	125	0	0	3	0.026	125	0.001
8(a) Awards	213	41,482	620	128,861	833	7.117	170,343	2.041
Subtotal:	882	163,797	3,763	525,872	4,645	39.687	689,669	8.264
Type of Contract								
Fixed Price	1,063	368,366	4,529	616,253	5,592	47.779	984,619	11.798
Cost Reimbursement	2,936	4,899,168	3,026	2,455,534	5,962	50.940	7,354,702	88.124
Time & Material	45	3,876	80	2,256	125	1.068	6,132	0.073
Labor Hour	2	-7	23	421	25	0.214	414	0.005
Type of Contractor								
Business Concerns	2,867	4,157,900	7,046	2,929,451	9,913	84.698	7,087,351	84.920
Educational & Non-Profit	891	1,046,997	283	60,796	1,174	10.031	1,107,793	13.274
State/Local Government	219	33,461	262	49,335	481	4.110	82,796	0.992
Non-defined	69	33,045	67	34,882	136	1.162	67,927	0.814
Full and Open Competition (Post-CICA)								
Normal Full & Open Competition	0	0	2,811	1,562,522	2,811	24.017	1,562,522	18.722
Architect Engineering	0	0	203	33,548	203	1.734	33,548	0.402
Basic Research	0	0	117	17,906	117	1.000	17,906	0.215
Multiple Award	0	0	662	31,574	662	5.656	31,574	0.378
Alternate Source	0	0	15	37,106	15	0.128	37,106	0.445
Small Business Set-Aside	0	0	1,525	168,390	1,525	13.030	168,390	2.018
LSA Set-Aside	0	0	1	55	1	0.009	55	0.001
LSA/Small Business Set-Aside	0	0	87	17,042	87	0.743	17,042	0.204
Authority for Other Than Full and Open Competition (Post-CICA)								
Competitive								
Only One Source	0	0	1	39	1	0.009	39	0.000
Follow-on Contracts	0	0	6	1,223	6	0.051	1,223	0.015
Other	0	0	0	0	0	0.000	0	0.000
Unusual & Compelling Urgency	0	0	20	18,567	20	0.171	18,567	0.222
Mobilization/Essential R&D	0	0	0	0	0	0.000	0	0.000
International Agreement	0	0	0	0	0	0.000	0	0.000
National Security	0	0	0	0	0	0.000	0	0.000
Public Interest	0	0	0	0	0	0.000	0	0.000
Non-Competitive								
Only One Source	0	0	489	369,141	489	4.178	369,141	4.423
Follow-on Contracts	0	0	179	111,774	179	1.529	111,774	1.339
Other	0	0	548	282,167	548	4.682	282,167	3.381
Unusual & Compelling Urgency	0	0	176	94,444	176	1.504	94,444	1.132
Mobilization/Essential R&D	0	0	77	167,098	77	0.658	167,098	2.002
International Agreement	0	0	4	11,515	4	0.034	11,515	0.138
National Security	0	0	3	541	3	0.026	541	0.006
Public Interest	0	0	0	0	0	0.000	0	0.000
Not Available for Competition	230	53,430	734	149,812	964	8.237	203,242	2.435
Synopsis of Procurement Prior to Award								
Synopsized Prior to Award	2,446	4,107,530	6,196	2,734,983	8,642	73.838	6,842,513	81.987
Not Synopsized due to Emergency	11	348	115	30,414	126	1.077	30,762	0.369
Not Synopsized for Other Reasons	1,589	1,163,525	1,347	309,067	2,936	25.085	1,472,592	17.645
Women Owned Business	70	12,131	195	51,523	265	2.264	63,654	0.763
Full and Open with Only One Bidder/Officer	0	0	749	227,600	749	6.400	227,600	2.727

FEDERAL PROCUREMENT DATA SYSTEM
NAT'L ARCHIVES & RECORDS ADM SNAPSHOT REPORT

Actions Reported in Summary on SF281

Fiscal Year 1988 Through Fourth Quarter

Part I - Total Prime Acquisition Actions

Acquisition Method	Number of Actions	Net Dollar Amount (000)				
		Total	Small Business Concerns	Large Business Concerns	Educational & Non-Profit Institutions	Outside U.S./Outlying Areas
1. Total (2+7+8)	7,251	4,763				
2. Subtotal (3+4+5+6)	7,113	4,712	2,670	1,998	40	4
3. Formally Advertised (Including 2 Step)	0	0	0	0	0	0
4. Negotiated Competitive	1,565	1,390	1,187	202	1	0
5. Negotiated Non-Competitive	3,504	762	444	279	35	4
6. Procurement Under Another Agency's Contracts	2,044	2,560	1,039	1,517	4	0
6A. GSA Schedules	1,763	2,384	959	1,425	0	0
6B. Another Agency's Contracts	281	176	80	92	4	0
7. Directed Contracts For Foreign Governments	0	0				
8. Tariff Or Regulated Acquisitions	138	51				

Part II - Statistics on Selected Types of Acquisition

Type of Acquisition	Number of Actions	Net Dollar Amount (000)
9. Small Business Total Set-Asides	2,523	1,532
10. Small Business Partial Set-Asides	0	0
11. Total Labor Surplus Area Set-Asides	0	0
12. Total Labor Surplus Area/Small Business Set-Asides	0	0
13. Acquisitions From Minority and Disadvantaged Business Enterprises (13A + 13B)	20	30
13A. Directed to Large Or Small Minority Business Enterprises	20	30
13B. Small Business - Disadvantaged 8(A)	0	0
14. Women-Owned Business	16	11

NAT'L ARCHIVES & RECORDS ADM SNAPSHOT REPORT

Actions Reported Individually on SF279

Fiscal Year 1988 Through Fourth Quarter

	PRE-CICA		POST-CICA		PRE- & POST-CICA			
	Actions	Dollars (000)	Actions	Dollars (000)	Actions	Percents of Actions	Dollars (000)	Percentage of Dollars (000)
Total	18	1,923	51	7,033	69	100.000	8,956	100.000
Subject To Statutory Requirements								
Walsh Healy Act - Mfg	4	250	14	981	18	26.087	1,231	13.745
Walsh Healy Act - Dealer	1	90	4	156	5	7.246	246	2.747
Service Contract Act	10	1,228	26	3,873	36	52.174	5,101	56.956
Davis Bacon Act	0	0	0	0	0	0.000	0	0.000
Not subject to Above 3 Acts	3	355	7	2,023	10	14.493	2,378	26.552
Kind of Contract Action								
Initial Letter Contract	0	0	0	0	0	0.000	0	0.000
Def. Cont. Superseding Letter Contract	0	0	0	0	0	0.000	0	0.000
New Definitive Contract	0	0	0	0	0	0.000	0	0.000
Order Under Agency's Contract	0	0	32	5,781	32	46.377	5,781	64.549
Modification	2	85	3	179	5	7.246	264	2.948
GSA Schedule	7	676	15	873	22	31.884	1,549	17.296
Order Under Other Agency's Contract	9	1,162	1	200	10	14.493	1,362	15.208
Termination for Default	0	0	0	0	0	0.000	0	0.000
Termination for Convenience	0	0	0	0	0	0.000	0	0.000
Labor Surplus Area (LSA)								
Total Set-Aside	0	0	0	0	0	0.000	0	0.000
Partial Set-Aside (DOD contracts)	0	0	0	0	0	0.000	0	0.000
Tie Bid Preference	0	0	0	0	0	0.000	0	0.000
Total LSA/Small Bus. Set-Aside	0	0	0	0	0	0.000	0	0.000
Comb. Sm. Bus. Partial LSA (DOD contracts)	0	0	0	0	0	0.000	0	0.000
Subtotal:	0	0	0	0	0	0.000	0	0.000
LSA No Preference Given	18	1,923	51	7,033	69	100.000	8,956	100.000
Product or Service								
Supplies & Equipment	6	506	7	368	13	18.841	874	9.759
Research & Development	0	0	0	0	0	0.000	0	0.000
Construction	2	113	2	179	4	5.797	292	3.260
Architect Engineering	0	0	0	0	0	0.000	0	0.000
Automatic Data Processing Services	0	0	0	0	0	0.000	0	0.000
ADP Equipment, Purchase & Lease	0	0	7	452	7	10.145	452	5.047
Real Property, Purchase & Lease	0	0	1	39	1	1.449	39	0.435
Other Services	10	1,304	34	5,995	44	63.768	7,299	81.498

FEDERAL PROCUREMENT DATA SYSTEM
NAT'L ARCHIVES & RECORDS ADM SNAPSHOT REPORT
Actions Reported Individually on SF279
Fiscal Year 1988 Through Fourth Quarter

	PRE-CICA		POST-CICA		PRE- & POST-CICA			
	Actions	Dollars (000)	Actions	Dollars (000)	Actions	Percentage of Actions	Dollars (000)	Percentage of Dollars (000)
Methods of Contracting (Pre-CICA)								
2-step Formal Advertising	0	0	0	0	0	0.000	0	0.000
Other Formal Advertising	0	0	0	0	0	0.000	0	0.000
Negotiated Competitive	14	1,447	0	0	14	20.290	1,447	16.157
Negotiated Non-Competitive	0	0	0	0	0	0.000	0	0.000
Directed for Foreign Governments	0	0	0	0	0	0.000	0	0.000
Tariff or Regulated	4	476	0	0	4	5.797	476	5.315
8(a) Awards	0	0	0	0	0	0.000	0	0.000
Brand Name For Resale	0	0	0	0	0	0.000	0	0.000
Small Business Awards								
Small Business No Preference	8	942	19	2,302	27	39.130	3,244	36.222
Total Set-Asides	0	0	7	1,113	7	10.145	1,113	12.427
Partial Set-Asides	0	0	0	0	0	0.000	0	0.000
8(a) Awards	0	0	0	0	0	0.000	0	0.000
Subtotal:	8	942	26	3,415	34	49.275	4,357	48.649
Type of Contract								
Fixed Price	18	1,923	51	7,033	69	100.000	8,956	100.000
Cost Reimbursement	0	0	0	0	0	0.000	0	0.000
Time & Material	0	0	0	0	0	0.000	0	0.000
Labor Hour	0	0	0	0	0	0.000	0	0.000
Type of Contractor								
Business Concerns	17	1,875	49	6,712	66	95.652	8,587	95.880
Educational & Non-Profit	0	0	1	249	1	1.449	249	2.780
State/Local Government	1	48	1	72	2	2.899	120	1.340
Non-defined	0	0	0	0	0	0.000	0	0.000
Full and Open Competition (Post-CICA)								
Normal Full & Open Competition	0	0	18	2,443	18	26.087	2,443	27.278
Architect Engineering	0	0	0	0	0	0.000	0	0.000
Basic Research	0	0	0	0	0	0.000	0	0.000
Multiple Award	0	0	17	1,008	17	24.638	1,008	11.255
Alternate Source	0	0	0	0	0	0.000	0	0.000
Small Business Set-Aside	0	0	7	1,113	7	10.145	1,113	12.427
LSA Set-Aside	0	0	0	0	0	0.000	0	0.000
LSA/Small Business Set-Aside	0	0	0	0	0	0.000	0	0.000
Authority for Other Than Full and Open Competition (Post-CICA)								
Competitive								
Only One Source	0	0	0	0	0	0.000	0	0.000
Follow-on Contracts	0	0	0	0	0	0.000	0	0.000
Other	0	0	1	1,169	1	1.449	1,169	13.053
Unusual & Compelling Urgency	0	0	0	0	0	0.000	0	0.000
Mobilization/Essential R&D	0	0	0	0	0	0.000	0	0.000
International Agreement	0	0	0	0	0	0.000	0	0.000
National Security	0	0	0	0	0	0.000	0	0.000
Public Interest	0	0	0	0	0	0.000	0	0.000
Non-Competitive								
Only One Source	0	0	1	81	1	1.449	81	0.904
Follow-on Contracts	0	0	0	0	0	0.000	0	0.000
Other	0	0	0	0	0	0.000	0	0.000
Unusual & Compelling Urgency	0	0	0	0	0	0.000	0	0.000
Mobilization/Essential R&D	0	0	0	0	0	0.000	0	0.000
International Agreement	0	0	0	0	0	0.000	0	0.000
National Security	0	0	0	0	0	0.000	0	0.000
Public Interest	0	0	0	0	0	0.000	0	0.000
Not Available for Competition	4	476	7	1,219	11	15.942	1,695	18.926
Synopsis of Procurement Prior to Award								
Synopsized Prior to Award	7	824	25	2,496	32	46.377	3,320	37.070
Not Synopsized due to Emergency	0	0	1	1,276	1	1.449	1,276	14.247
Not Synopsized for Other Reasons	11	1,099	25	3,261	36	52.174	4,360	48.682
Women Owned Business	0	0	2	160	2	2.899	160	1.787
Full and Open with Only One Bidder/Differor	0	0	3	272	3	4.348	272	3.037

FEDERAL PROCUREMENT DATA SYSTEM
NATIONAL CAPITAL PLANNING COMMISSION SNAPSHOT REPORT
Actions Reported in Summary on SF281
Fiscal Year 1988 Through Fourth Quarter

Part I - Total Prime Acquisition Actions

Acquisition Method	Number of Actions	Net Dollar Amount (000)				
		Total	Small Business Concerns	Large Business Concerns	Educational & Non-Profit Institutions	Outside U.S./ Outlying Areas
1. Total (2+7+8)	197	97				
2. Subtotal (3+4+5+6)	197	97				
3. Formally Advertised (Including 2 Step)	0	0	55	35	7	0
4. Negotiated Competitive	111	42	21	21	0	0
5. Negotiated Non-Competitive	24	15	8	0	7	0
6. Procurement Under Another Agency's Contracts	62	40	26	14	0	0
6A. GSA Schedules	49	28	14	14	0	0
6B. Another Agency's Contracts	13	12	12	0	0	0
7. Directed Contracts For Foreign Governments	0	0				
8. Tariff Or Regulated Acquisitions	0	0				

Part II - Statistics on Selected Types of Acquisition

Type of Acquisition	Number of Actions	Net Dollar Amount (000)
9. Small Business Total Set-Asides	0	0
10. Small Business Partial Set-Asides	0	0
11. Total Labor Surplus Area Set-Asides	0	0
12. Total Labor Surplus Area/Small Business Set-Asides	0	0
13. Acquisitions From Minority and Disadvantaged Business Enterprises (13A + 13B)	0	0
13A. Directed to Large Or Small Minority Business Enterprises	0	0
13B. Small Business - Disadvantaged 8(A)	0	0
14. Women-Owned Business	9	6

NATIONAL CAPITAL PLANNING COMMISSION SNAPSHOT REPORT

Actions Reported Individually on SF279
Fiscal Year 1988 Through Fourth Quarter

	PRE-CICA		POST-CICA		PRE- & POST-CICA			
	Actions	Dollars (000)	Actions	Dollars (000)	Actions	Percents of Actions	Dollars (000)	Percentage of Dollars (000)
Total	0	0	0	0	0	0.000	0	0.000
Subject To Statutory Requirements								
Walsh Healy Act - Mfg	0	0	0	0	0	0.000	0	0.000
Walsh Healy Act - Dealer	0	0	0	0	0	0.000	0	0.000
Service Contract Act	0	0	0	0	0	0.000	0	0.000
Davis Bacon Act	0	0	0	0	0	0.000	0	0.000
Not subject to Above 3 Acts	0	0	0	0	0	0.000	0	0.000
Kind of Contract Action								
Initial Letter Contract	0	0	0	0	0	0.000	0	0.000
Def. Cont. Superseding Letter Contract	0	0	0	0	0	0.000	0	0.000
New Definitive Contract	0	0	0	0	0	0.000	0	0.000
Order Under Agency's Contract	0	0	0	0	0	0.000	0	0.000
Modification	0	0	0	0	0	0.000	0	0.000
GSA Schedule	0	0	0	0	0	0.000	0	0.000
Order Under Other Agency's Contract	0	0	0	0	0	0.000	0	0.000
Termination for Default	0	0	0	0	0	0.000	0	0.000
Termination for Convenience	0	0	0	0	0	0.000	0	0.000
Labor Surplus Area (LSA)								
Total Set-Aside	0	0	0	0	0	0.000	0	0.000
Partial Set-Aside (DOD contracts)	0	0	0	0	0	0.000	0	0.000
Tie Bid Preference	0	0	0	0	0	0.000	0	0.000
Total LSA/Small Bus. Set-Aside	0	0	0	0	0	0.000	0	0.000
Comb. Sm. Bus. Partial LSA (DOD contracts)	0	0	0	0	0	0.000	0	0.000
Subtotal:	0	0	0	0	0	0.000	0	0.000
LSA No Preference Given	0	0	0	0	0	0.000	0	0.000
Product or Service								
Supplies & Equipment	0	0	0	0	0	0.000	0	0.000
Research & Development	0	0	0	0	0	0.000	0	0.000
Construction	0	0	0	0	0	0.000	0	0.000
Architect Engineering	0	0	0	0	0	0.000	0	0.000
Automatic Data Processing Services	0	0	0	0	0	0.000	0	0.000
ADP Equipment, Purchase & Lease	0	0	0	0	0	0.000	0	0.000
Real Property, Purchase & Lease	0	0	0	0	0	0.000	0	0.000
Other Services	0	0	0	0	0	0.000	0	0.000

NATIONAL CAPITAL PLANNING COMMISSION SNAPSHOT REPORT

Actions Reported Individually on SF279

Fiscal Year 1988 Through Fourth Quarter

	PRE-CICA		POST-CICA		PRE- & POST-CICA			
	Actions	Dollars (000)	Actions	Dollars (000)	Actions	Percentage of Actions	Dollars (000)	Percentage of Dollars (000)
Methods of Contracting (Pre-CICA)								
2-step Formal Advertising	0	0	0	0	0	0.000	0	0.000
Other Formal Advertising	0	0	0	0	0	0.000	0	0.000
Negotiated Competitive	0	0	0	0	0	0.000	0	0.000
Negotiated Non-Competitive	0	0	0	0	0	0.000	0	0.000
Directed for Foreign Governments	0	0	0	0	0	0.000	0	0.000
Tariff or Regulated	0	0	0	0	0	0.000	0	0.000
8(a) Awards	0	0	0	0	0	0.000	0	0.000
Brand Name For Resale	0	0	0	0	0	0.000	0	0.000
Small Business Awards								
Small Business No Preference	0	0	0	0	0	0.000	0	0.000
Total Set-Asides	0	0	0	0	0	0.000	0	0.000
Partial Set-Asides	0	0	0	0	0	0.000	0	0.000
8(a) Awards	0	0	0	0	0	0.000	0	0.000
Subtotal:	0	0	0	0	0	0.000	0	0.000
Type of Contract								
Fixed Price	0	0	0	0	0	0.000	0	0.000
Cost Reimbursement	0	0	0	0	0	0.000	0	0.000
Time & Material	0	0	0	0	0	0.000	0	0.000
Labor Hour	0	0	0	0	0	0.000	0	0.000
Type of Contractor								
Business Concerns	0	0	0	0	0	0.000	0	0.000
Educational & Non-Profit	0	0	0	0	0	0.000	0	0.000
State/Local Government	0	0	0	0	0	0.000	0	0.000
Non-defined	0	0	0	0	0	0.000	0	0.000
Full and Open Competition (Post-CICA)								
Normal Full & Open Competition	0	0	0	0	0	0.000	0	0.000
Architect Engineering	0	0	0	0	0	0.000	0	0.000
Basic Research	0	0	0	0	0	0.000	0	0.000
Multiple Award	0	0	0	0	0	0.000	0	0.000
Alternate Source	0	0	0	0	0	0.000	0	0.000
Small Business Set-Aside	0	0	0	0	0	0.000	0	0.000
LSA Set-Aside	0	0	0	0	0	0.000	0	0.000
LSA/Small Business Set-Aside	0	0	0	0	0	0.000	0	0.000
Authority for Other Than Full and Open Competition (Post-CICA)								
Competitive								
Only One Source	0	0	0	0	0	0.000	0	0.000
Follow-on Contracts	0	0	0	0	0	0.000	0	0.000
Other	0	0	0	0	0	0.000	0	0.000
Unusual & Compelling Urgency	0	0	0	0	0	0.000	0	0.000
Mobilization/Essential R&D	0	0	0	0	0	0.000	0	0.000
International Agreement	0	0	0	0	0	0.000	0	0.000
National Security	0	0	0	0	0	0.000	0	0.000
Public Interest	0	0	0	0	0	0.000	0	0.000
Non-Competitive								
Only One Source	0	0	0	0	0	0.000	0	0.000
Follow-on Contracts	0	0	0	0	0	0.000	0	0.000
Other	0	0	0	0	0	0.000	0	0.000
Unusual & Compelling Urgency	0	0	0	0	0	0.000	0	0.000
Mobilization/Essential R&D	0	0	0	0	0	0.000	0	0.000
International Agreement	0	0	0	0	0	0.000	0	0.000
National Security	0	0	0	0	0	0.000	0	0.000
Public Interest	0	0	0	0	0	0.000	0	0.000
Not Available for Competition	0	0	0	0	0	0.000	0	0.000
Synopsis of Procurement Prior to Award								
Synopsized Prior to Award	0	0	0	0	0	0.000	0	0.000
Not Synopsized due to Emergency	0	0	0	0	0	0.000	0	0.000
Not Synopsized for Other Reasons	0	0	0	0	0	0.000	0	0.000
Women Owned Business	0	0	0	0	0	0.000	0	0.000
Full and Open with Only One Bidder/Officer	0	0	0	0	0	0.000	0	0.000

FEDERAL PROCUREMENT DATA SYSTEM

NATL FOUNDATION ON ARTS AND HUMANITIES SNAPSHOT REPORT

Actions Reported in Summary on SF281

Fiscal Year 1988 Through Fourth Quarter

Part I - Total Prime Acquisition Actions

Acquisition Method	Number of Actions	Net Dollar Amount (000)				
		Total	Small Business Concerns	Large Business Concerns	Educational & Non-Profit Institutions	Outside U.S./Outlying Areas
1. Total (2+7+8)	1,192	993				
2. Subtotal (3+4+5+6)	1,192	993				
3. Formally Advertised (Including 2 Step)	0	0	608	382	3	0
4. Negotiated Competitive	809	649	453	196	0	0
5. Negotiated Non-Competitive	181	138	92	43	3	0
6. Procurement Under Another Agency's Contracts	202	206	63	143	0	0
6A. GSA Schedules	202	206	63	143	0	0
6B. Another Agency's Contracts	0	0	0	0	0	0
7. Directed Contracts For Foreign Governments	0	0	0	0	0	0
8. Tariff Or Regulated Acquisitions	0	0				

Part II - Statistics on Selected Types of Acquisition

Type of Acquisition	Number of Actions	Net Dollar Amount (000)
9. Small Business Total Set-Asides	38	161
10. Small Business Partial Set-Asides	0	0
11. Total Labor Surplus Area Set-Asides	0	0
12. Total Labor Surplus Area/Small Business Set-Asides	0	0
13. Acquisitions From Minority and Disadvantaged Business Enterprises (13A + 13B)	13	35
13A. Directed to Large Or Small Minority Business Enterprises	13	35
13B. Small Business - Disadvantaged 8(A)	0	0
14. Women-Owned Business	99	85

NATL FOUNDATION ON ARTS AND HUMANITIES SNAPSHOT REPORT

Actions Reported Individually on SF279

Fiscal Year 1988 Through Fourth Quarter

	PRE-CICA		POST-CICA		PRE- & POST-CICA			
	Actions	Dollars (000)	Actions	Dollars (000)	Actions	Percents of Actions	Dollars (000)	Percentage of Dollars (000)
Total	0	0	10	983	10	100.000	983	100.000
Subject To Statutory Requirements								
Walsh Healy Act - Mfg	0	0	3	600	3	30.000	600	61.038
Walsh Healy Act - Dealer	0	0	0	0	0	0.000	0	0.000
Service Contract Act	0	0	2	200	2	20.000	200	20.346
Davis Bacon Act	0	0	0	0	0	0.000	0	0.000
Not subject to Above 3 Acts	0	0	5	183	5	50.000	183	18.616
Kind of Contract Action								
Initial Letter Contract	0	0	0	0	0	0.000	0	0.000
Def. Cont. Superseding Letter Contract	0	0	0	0	0	0.000	0	0.000
New Definitive Contract	0	0	6	356	6	60.000	356	36.216
Order Under Agency's Contract	0	0	0	0	0	0.000	0	0.000
Modification	0	0	1	27	1	10.000	27	2.747
GSA Schedule	0	0	3	600	3	30.000	600	61.038
Order Under Other Agency's Contract	0	0	0	0	0	0.000	0	0.000
Termination for Default	0	0	0	0	0	0.000	0	0.000
Termination for Convenience	0	0	0	0	0	0.000	0	0.000
Labor Surplus Area (LSA)								
Total Set-Aside	0	0	0	0	0	0.000	0	0.000
Partial Set-Aside (DOD contracts)	0	0	0	0	0	0.000	0	0.000
Tie Bid Preference	0	0	0	0	0	0.000	0	0.000
Total LSA/Small Bus. Set-Aside	0	0	0	0	0	0.000	0	0.000
Comb. Sm. Bus. Partial LSA (DOD contracts)	0	0	0	0	0	0.000	0	0.000
Subtotal:	0	0	0	0	0	0.000	0	0.000
LSA No Preference Given	0	0	10	983	10	100.000	983	100.000
Product or Service								
Supplies & Equipment	0	0	0	0	0	0.000	0	0.000
Research & Development	0	0	0	0	0	0.000	0	0.000
Construction	0	0	0	0	0	0.000	0	0.000
Architect Engineering	0	0	0	0	0	0.000	0	0.000
Automatic Data Processing Services	0	0	1	44	1	10.000	44	4.476
ADP Equipment, Purchase & Lease	0	0	3	608	3	30.000	608	61.851
Real Property, Purchase & Lease	0	0	0	0	0	0.000	0	0.000
Other Services	0	0	6	331	6	60.000	331	33.672

FEDERAL PROCUREMENT DATA SYSTEM

NATL FOUNDATION ON ARTS AND HUMANITIES SNAPSHOT REPORT

Actions Reported Individually on SF279

Fiscal Year 1988 Through Fourth Quarter

	PRE-CICA		POST-CICA		PRE- & POST-CICA			
	Actions	Dollars (000)	Actions	Dollars (000)	Actions	Percentage of Actions	Dollars (000)	Percentage of Dollars (000)
Methods of Contracting (Pre-CICA)								
2-step Formal Advertising	0	0	0	0	0	0.000	0	0.000
Other Formal Advertising	0	0	0	0	0	0.000	0	0.000
Negotiated Competitive	0	0	0	0	0	0.000	0	0.000
Negotiated Non-Competitive	0	0	0	0	0	0.000	0	0.000
Directed for Foreign Governments	0	0	0	0	0	0.000	0	0.000
Tariff or Regulated	0	0	0	0	0	0.000	0	0.000
8(a) Awards	0	0	0	0	0	0.000	0	0.000
Brand Name For Resale	0	0	0	0	0	0.000	0	0.000
Small Business Awards								
Small Business No Preference	0	0	2	66	2	20.000	66	6.714
Total Set-Asides	0	0	0	0	0	0.000	0	0.000
Partial Set-Asides	0	0	0	0	0	0.000	0	0.000
8(a) Awards	0	0	0	0	0	0.000	0	0.000
Subtotal:	0	0	2	66	2	20.000	66	6.714
Type of Contract								
Fixed Price	0	0	10	983	10	100.000	983	100.000
Cost Reimbursement	0	0	0	0	0	0.000	0	0.000
Time & Material	0	0	0	0	0	0.000	0	0.000
Labor Hour	0	0	0	0	0	0.000	0	0.000
Type of Contractor								
Business Concerns	0	0	10	983	10	100.000	983	100.000
Educational & Non-Profit	0	0	0	0	0	0.000	0	0.000
State/Local Government	0	0	0	0	0	0.000	0	0.000
Non-defined	0	0	0	0	0	0.000	0	0.000
Full and Open Competition (Post-CICA)								
Normal Full & Open Competition	0	0	2	200	2	20.000	200	20.346
Architect Engineering	0	0	0	0	0	0.000	0	0.000
Basic Research	0	0	0	0	0	0.000	0	0.000
Multiple Award	0	0	3	600	3	30.000	600	61.038
Alternate Source	0	0	0	0	0	0.000	0	0.000
Small Business Set-Aside	0	0	0	0	0	0.000	0	0.000
LSA Set-Aside	0	0	0	0	0	0.000	0	0.000
LSA/Small Business Set-Aside	0	0	0	0	0	0.000	0	0.000
Authority for Other Than Full and Open Competition (Post-CICA)								
Competitive								
Only One Source	0	0	0	0	0	0.000	0	0.000
Follow-on Contracts	0	0	0	0	0	0.000	0	0.000
Other	0	0	0	0	0	0.000	0	0.000
Unusual & Compelling Urgency	0	0	0	0	0	0.000	0	0.000
Mobilization/Essential R&D	0	0	0	0	0	0.000	0	0.000
International Agreement	0	0	0	0	0	0.000	0	0.000
National Security	0	0	0	0	0	0.000	0	0.000
Public Interest	0	0	0	0	0	0.000	0	0.000
Non-Competitive								
Only One Source	0	0	0	0	0	0.000	0	0.000
Follow-on Contracts	0	0	3	117	3	30.000	117	11.902
Other	0	0	0	0	0	0.000	0	0.000
Unusual & Compelling Urgency	0	0	0	0	0	0.000	0	0.000
Mobilization/Essential R&D	0	0	0	0	0	0.000	0	0.000
International Agreement	0	0	0	0	0	0.000	0	0.000
National Security	0	0	0	0	0	0.000	0	0.000
Public Interest	0	0	0	0	0	0.000	0	0.000
Not Available for Competition	0	0	2	66	2	20.000	66	6.714
Synopsis of Procurement Prior to Award								
Synopsized Prior to Award	0	0	5	800	5	50.000	800	81.384
Not Synopsized due to Emergency	0	0	0	0	0	0.000	0	0.000
Not Synopsized for Other Reasons	0	0	5	183	5	50.000	183	18.616
Women Owned Business	0	0	2	66	2	20.000	66	6.714
Full and Open with Only One Bidder/Officer	0	0	0	0	0	0.000	0	0.000

FEDERAL PROCUREMENT DATA SYSTEM
NATIONAL GALLERY OF ART SNAPSHOT REPORT

Actions Reported in Summary on SF281

Fiscal Year 1988 Through Fourth Quarter

Part I - Total Prime Acquisition Actions

Acquisition Method	Number of Actions	Net Dollar Amount (000)				
		Total	Small Business Concerns	Large Business Concerns	Educational & Non-Profit Institutions	Outside U.S./ Outlying Areas
1. Total (2+7+8)	701	805				
2. Subtotal (3+4+5+6)	701	805				
3. Formally Advertised (Including 2 Step)	0	0	805	0	0	0
4. Negotiated Competitive	0	0	0	0	0	0
5. Negotiated Non-Competitive	0	0	0	0	0	0
6. Procurement Under Another Agency's Contracts	701	805	805	0	0	0
6A. GSA Schedules	0	0	0	0	0	0
6B. Another Agency's Contracts	0	0	0	0	0	0
7. Directed Contracts For Foreign Governments	0	0	0	0	0	0
8. Tariff Or Regulated Acquisitions	0	0				

Part II - Statistics on Selected Types of Acquisition

Type of Acquisition	Number of Actions	Net Dollar Amount (000)
9. Small Business Total Set-Asides		
10. Small Business Partial Set-Asides	0	0
11. Total Labor Surplus Area Set-Asides	0	0
12. Total Labor Surplus Area/Small Business Set-Asides	0	0
13. Acquisitions From Minority and Disadvantaged Business Enterprises (13A + 13B)	0	0
13A. Directed to Large Or Small Minority Business Enterprises	0	0
13B. Small Business - Disadvantaged 8(A)	0	0
14. Women-Owned Business	0	0

*** FAILED TO REPORT THIS QUARTER ***

NATIONAL GALLERY OF ART SNAPSHOT REPORT

Actions Reported Individually on SF279

Fiscal Year 1988 Through Fourth Quarter

	PRE-CICA		POST-CICA		PRE- & POST-CICA			
	Actions	Dollars (000)	Actions	Dollars (000)	Actions	Percents of Actions	Dollars (000)	Percentage of Dollars (000)
Total	0	0	6	522	6	100.000	522	100.000
Subject To Statutory Requirements								
Walsh Healy Act - Mfg	0	0	0	0	0	0.000	0	0.000
Walsh Healy Act - Dealer	0	0	0	0	0	0.000	0	0.000
Service Contract Act	0	0	0	0	0	0.000	0	0.000
Davis Bacon Act	0	0	0	0	0	0.000	0	0.000
Not subject to Above 3 Acts	0	0	6	522	6	100.000	522	100.000
Kind of Contract Action								
Initial Letter Contract	0	0	0	0	0	0.000	0	0.000
Def. Cont. Superseding Letter Contract	0	0	2	158	2	33.333	158	30.268
New Definitive Contract	0	0	4	364	4	66.667	364	69.732
Order Under Agency's Contract	0	0	0	0	0	0.000	0	0.000
Modification	0	0	0	0	0	0.000	0	0.000
GSA Schedule	0	0	0	0	0	0.000	0	0.000
Order Under Other Agency's Contract	0	0	0	0	0	0.000	0	0.000
Termination for Default	0	0	0	0	0	0.000	0	0.000
Termination for Convenience	0	0	0	0	0	0.000	0	0.000
Labor Surplus Area (LSA)								
Total Set-Aside	0	0	0	0	0	0.000	0	0.000
Partial Set-Aside (DOD contracts)	0	0	0	0	0	0.000	0	0.000
Tie Bid Preference	0	0	0	0	0	0.000	0	0.000
Total LSA/Small Bus. Set-Aside	0	0	0	0	0	0.000	0	0.000
Comb. Sm. Bus. Partial LSA (DOD contracts)	0	0	0	0	0	0.000	0	0.000
Subtotal:	0	0	0	0	0	0.000	0	0.000
LSA No Preference Given	0	0	6	522	6	100.000	522	100.000
Product or Service								
Supplies & Equipment	0	0	0	0	0	0.000	0	0.000
Research & Development	0	0	0	0	0	0.000	0	0.000
Construction	0	0	6	522	6	100.000	522	100.000
Architect Engineering	0	0	0	0	0	0.000	0	0.000
Automatic Data Processing Services	0	0	0	0	0	0.000	0	0.000
ADP Equipment, Purchase & Lease	0	0	0	0	0	0.000	0	0.000
Real Property, Purchase & Lease	0	0	0	0	0	0.000	0	0.000
Other Services	0	0	0	0	0	0.000	0	0.000

*** FAILED TO REPORT THIS QUARTER ***

FEDERAL PROCUREMENT DATA SYSTEM
NATIONAL GALLERY OF ART SNAPSHOT REPORT
Actions Reported Individually on SF279
Fiscal Year 1988 Through Fourth Quarter

	PRE-CICA		POST-CICA		PRE- & POST-CICA			
	Actions	Dollars (000)	Actions	Dollars (000)	Actions	Percentage of Actions	Dollars (000)	Percentage of Dollars (000)
Methods of Contracting (Pre-CICA)								
2-step Formal Advertising	0	0	0	0	0	0.000	0	0.000
Other Formal Advertising	0	0	0	0	0	0.000	0	0.000
Negotiated Competitive	0	0	0	0	0	0.000	0	0.000
Negotiated Non-Competitive	0	0	0	0	0	0.000	0	0.000
Directed for Foreign Governments	0	0	0	0	0	0.000	0	0.000
Tariff or Regulated	0	0	0	0	0	0.000	0	0.000
8(a) Awards	0	0	0	0	0	0.000	0	0.000
Brand Name For Resale	0	0	0	0	0	0.000	0	0.000
Small Business Awards								
Small Business No Preference	0	0	6	522	6	100.000	522	100.000
Total Set-Asides	0	0	0	0	0	0.000	0	0.000
Partial Set-Asides	0	0	0	0	0	0.000	0	0.000
8(a) Awards	0	0	0	0	0	0.000	0	0.000
Subtotal:	0	0	6	522	6	100.000	522	100.000
Type of Contract								
Fixed Price	0	0	0	0	0	0.000	0	0.000
Cost Reimbursement	0	0	0	0	0	0.000	0	0.000
Time & Material	0	0	6	522	6	100.000	522	100.000
Labor Hour	0	0	0	0	0	0.000	0	0.000
Type of Contractor								
Business Concerns	0	0	6	522	6	100.000	522	100.000
Educational & Non-Profit	0	0	0	0	0	0.000	0	0.000
State/Local Government	0	0	0	0	0	0.000	0	0.000
Non-defined	0	0	0	0	0	0.000	0	0.000
Full and Open Competition (Post-CICA)								
Normal Full & Open Competition	0	0	0	0	0	0.000	0	0.000
Architect Engineering	0	0	0	0	0	0.000	0	0.000
Basic Research	0	0	0	0	0	0.000	0	0.000
Multiple Award	0	0	0	0	0	0.000	0	0.000
Alternate Source	0	0	0	0	0	0.000	0	0.000
Small Business Set-Aside	0	0	0	0	0	0.000	0	0.000
LSA Set-Aside	0	0	0	0	0	0.000	0	0.000
LSA/Small Business Set-Aside	0	0	0	0	0	0.000	0	0.000
Authority for Other Than Full and Open Competition (Post-CICA)								
Competitive								
Only One Source	0	0	0	0	0	0.000	0	0.000
Follow-on Contracts	0	0	0	0	0	0.000	0	0.000
Other	0	0	0	0	0	0.000	0	0.000
Unusual & Compelling Urgency	0	0	0	0	0	0.000	0	0.000
Mobilization/Essential R&D	0	0	0	0	0	0.000	0	0.000
International Agreement	0	0	0	0	0	0.000	0	0.000
National Security	0	0	0	0	0	0.000	0	0.000
Public Interest	0	0	0	0	0	0.000	0	0.000
Non-Competitive								
Only One Source	0	0	0	0	0	0.000	0	0.000
Follow-on Contracts	0	0	0	0	0	0.000	0	0.000
Other	0	0	6	522	6	100.000	522	100.000
Unusual & Compelling Urgency	0	0	0	0	0	0.000	0	0.000
Mobilization/Essential R&D	0	0	0	0	0	0.000	0	0.000
International Agreement	0	0	0	0	0	0.000	0	0.000
National Security	0	0	0	0	0	0.000	0	0.000
Public Interest	0	0	0	0	0	0.000	0	0.000
Not Available for Competition	0	0	0	0	0	0.000	0	0.000
Synopsis of Procurement Prior to Award								
Synopsized Prior to Award	0	0	0	0	0	0.000	0	0.000
Not Synopsized due to Emergency	0	0	1	30	1	16.667	30	5.747
Not Synopsized for Other Reasons	0	0	5	492	5	83.333	492	94.253
Women Owned Business	0	0	1	30	1	16.667	30	5.747
Full and Open with Only One Bidder/Offeror	0	0	0	0	0	0.000	0	0.000

*** FAILED TO REPORT THIS QUARTER ***

FEDERAL PROCUREMENT DATA SYSTEM
NATIONAL LABOR RELATIONS BOARD SNAPSHOT REPORT

Actions Reported in Summary on SF281

Fiscal Year 1988 Through Fourth Quarter

Part I - Total Prime Acquisition Actions

Acquisition Method	Number of Actions	Net Dollar Amount (000)				
		Total	Small Business Concerns	Large Business Concerns	Educational & Non-Profit Institutions	Outside U.S./Outlying Areas
1. Total (2+7+8)	2,197	2,256				
2. Subtotal (3+4+5+6)	2,192	2,240	1,402	838	0	0
3. Formally Advertised (Including 2 Step)	2	37	37	0	0	0
4. Negotiated Competitive	1,242	1,018	881	137	0	0
5. Negotiated Non-Competitive	0	0	0	0	0	0
6. Procurement Under Another Agency's Contracts	948	1,185	484	701	0	0
6A. GSA Schedules	948	1,185	484	701	0	0
6B. Another Agency's Contracts	0	0	0	0	0	0
7. Directed Contracts For Foreign Governments	0	0	0	0	0	0
8. Tariff Or Regulated Acquisitions	5	16				

Part II - Statistics on Selected Types of Acquisition

Type of Acquisition	Number of Actions	Net Dollar Amount (000)
9. Small Business Total Set-Asides	410	926
10. Small Business Partial Set-Asides	0	0
11. Total Labor Surplus Area Set-Asides	0	0
12. Total Labor Surplus Area/Small Business Set-Asides	0	0
13. Acquisitions From Minority and Disadvantaged Business Enterprises (13A + 13B)	1	1
13A. Directed to Large Or Small Minority Business Enterprises	1	1
13B. Small Business - Disadvantaged 8(A)	0	0
14. Women-Owned Business	10	472

NATIONAL LABOR RELATIONS BOARD SNAPSHOT REPORT

Actions Reported Individually on SF279

Fiscal Year 1988 Through Fourth Quarter

	PRE-CICA		POST-CICA		PRE- & POST-CICA			
	Actions	Dollars (000)	Actions	Dollars (000)	Actions	Percents of Actions	Dollars (000)	Percentage of Dollars (000)
Total	2	75	44	3,045	46	100.000	3,120	100.000
Subject To Statutory Requirements								
Walsh Healy Act - Mfg	0	0	1	29	1	2.174	29	0.929
Walsh Healy Act - Dealer	0	0	0	0	0	0.000	0	0.000
Service Contract Act	0	0	12	759	12	26.087	759	24.327
Davis Bacon Act	0	0	0	0	0	0.000	0	0.000
Not subject to Above 3 Acts	2	75	31	2,257	33	71.739	2,332	74.744
Kind of Contract Action								
Initial Letter Contract	0	0	0	0	0	0.000	0	0.000
Def. Cont. Superseding Letter Contract	0	0	0	0	0	0.000	0	0.000
New Definitive Contract	0	0	24	1,940	24	52.174	1,940	62.179
Order Under Agency's Contract	0	0	0	0	0	0.000	0	0.000
Modification	0	0	0	0	0	0.000	0	0.000
GSA Schedule	2	75	20	1,105	22	47.826	1,180	37.821
Order Under Other Agency's Contract	0	0	0	0	0	0.000	0	0.000
Termination for Default	0	0	0	0	0	0.000	0	0.000
Termination for Convenience	0	0	0	0	0	0.000	0	0.000
Labor Surplus Area (LSA)								
Total Set-Aside	0	0	0	0	0	0.000	0	0.000
Partial Set-Aside (DOD contracts)	0	0	0	0	0	0.000	0	0.000
Tie Bid Preference	0	0	0	0	0	0.000	0	0.000
Total LSA/Small Bus. Set-Aside	0	0	0	0	0	0.000	0	0.000
Comb. Sm. Bus. Partial LSA (DOD contracts)	0	0	0	0	0	0.000	0	0.000
Subtotal:	0	0	0	0	0	0.000	0	0.000
LSA No Preference Given	2	75	44	3,045	46	100.000	3,120	100.000
Product or Service								
Supplies & Equipment	2	75	16	1,291	18	39.130	1,366	43.782
Research & Development	0	0	0	0	0	0.000	0	0.000
Construction	0	0	0	0	0	0.000	0	0.000
Architect Engineering	0	0	0	0	0	0.000	0	0.000
Automatic Data Processing Services	0	0	2	228	2	4.348	228	7.308
ADP Equipment, Purchase & Lease	0	0	14	941	14	30.435	941	30.160
Real Property, Purchase & Lease	0	0	0	0	0	0.000	0	0.000
Other Services	0	0	12	585	12	26.087	585	18.750

FEDERAL PROCUREMENT DATA SYSTEM
NATIONAL LABOR RELATIONS BOARD SNAPSHOT REPORT
 Actions Reported Individually on SF279
 Fiscal Year 1988 Through Fourth Quarter

	PRE-CICA		POST-CICA		PRE- & POST-CICA			
	Actions	Dollars (000)	Actions	Dollars (000)	Actions	Percentage of Actions	Dollars (000)	Percentage of Dollars (000)
Methods of Contracting (Pre-CICA)								
2-step Formal Advertising	0	0	0	0	0	0.000	0	0.000
Other Formal Advertising	0	0	0	0	0	0.000	0	0.000
Negotiated Competitive	2	75	0	0	2	4.348	75	2.404
Negotiated Non-Competitive	0	0	0	0	0	0.000	0	0.000
Directed for Foreign Governments	0	0	0	0	0	0.000	0	0.000
Tariff or Regulated	0	0	0	0	0	0.000	0	0.000
8(a) Awards	0	0	0	0	0	0.000	0	0.000
Brand Name For Resale	0	0	0	0	0	0.000	0	0.000
Small Business Awards								
Small Business No Preference	0	0	3	122	3	6.522	122	3.910
Total Set-Asides	0	0	9	481	9	19.565	481	15.417
Partial Set-Asides	0	0	0	0	0	0.000	0	0.000
8(a) Awards	0	0	3	278	3	6.522	278	8.910
Subtotal:	0	0	15	881	15	32.609	881	28.237
Type of Contract								
Fixed Price	2	75	42	2,827	44	95.652	2,902	93.013
Cost Reimbursement	0	0	2	218	2	4.348	218	6.987
Time & Material	0	0	0	0	0	0.000	0	0.000
Labor Hour	0	0	0	0	0	0.000	0	0.000
Type of Contractor								
Business Concerns	2	75	44	3,045	46	100.000	3,120	100.000
Educational & Non-Profit	0	0	0	0	0	0.000	0	0.000
State/Local Government	0	0	0	0	0	0.000	0	0.000
Non-defined	0	0	0	0	0	0.000	0	0.000
Full and Open Competition (Post-CICA)								
Normal Full & Open Competition	0	0	5	234	5	10.870	234	7.500
Architect Engineering	0	0	0	0	0	0.000	0	0.000
Basic Research	0	0	0	0	0	0.000	0	0.000
Multiple Award	0	0	19	1,072	19	41.304	1,072	34.359
Alternate Source	0	0	0	0	0	0.000	0	0.000
Small Business Set-Aside	0	0	9	481	9	19.565	481	15.417
LSA Set-Aside	0	0	0	0	0	0.000	0	0.000
LSA/Small Business Set-Aside	0	0	0	0	0	0.000	0	0.000
Authority for Other Than Full and Open Competition (Post-CICA)								
Competitive								
Only One Source	0	0	7	771	7	15.217	771	24.712
Follow-on Contracts	0	0	0	0	0	0.000	0	0.000
Other	0	0	0	0	0	0.000	0	0.000
Unusual & Compelling Urgency	0	0	0	0	0	0.000	0	0.000
Mobilization/Essential R&D	0	0	0	0	0	0.000	0	0.000
International Agreement	0	0	0	0	0	0.000	0	0.000
National Security	0	0	0	0	0	0.000	0	0.000
Public Interest	0	0	0	0	0	0.000	0	0.000
Non-Competitive								
Only One Source	0	0	1	209	1	2.174	209	6.699
Follow-on Contracts	0	0	0	0	0	0.000	0	0.000
Other	0	0	0	0	0	0.000	0	0.000
Unusual & Compelling Urgency	0	0	0	0	0	0.000	0	0.000
Mobilization/Essential R&D	0	0	0	0	0	0.000	0	0.000
International Agreement	0	0	0	0	0	0.000	0	0.000
National Security	0	0	0	0	0	0.000	0	0.000
Public Interest	0	0	0	0	0	0.000	0	0.000
Not Available for Competition	0	0	3	278	3	6.522	278	8.910
Synopsis of Procurement Prior to Award								
Synopsized Prior to Award	0	0	9	481	9	19.565	481	15.417
Not Synopsized due to Emergency	0	0	0	0	0	0.000	0	0.000
Not Synopsized for Other Reasons	2	75	35	2,564	37	80.435	2,639	84.583
Women Owned Business	0	0	5	186	5	10.870	186	5.962
Full and Open with Only One Bidder/Officer	0	0	0	0	0	0.000	0	0.000

FEDERAL PROCUREMENT DATA SYSTEM
NATIONAL MEDIATION BOARD SNAPSHOT REPORT

Actions Reported in Summary on SF281

Fiscal Year 1988 Through Fourth Quarter

Part I - Total Prime Acquisition Actions

Acquisition Method	Number of Actions	Net Dollar Amount (000)				
		Total	Small Business Concerns	Large Business Concerns	Educational & Non-Profit Institutions	Outside U.S./ Outlying Areas
1. Total (2+7+8)	169	260				
2. Subtotal (3+4+5+6)	169	260				
3. Formally Advertised (Including 2 Step)	0	0	13	70	177	0
4. Negotiated Competitive	6	14	0	0	0	0
5. Negotiated Non-Competitive	93	46	2	12	0	0
6. Procurement Under Another Agency's Contracts	70	200	10	36	0	0
6A. GSA Schedules	30	23	1	22	177	0
6B. Another Agency's Contracts	40	177	1	22	0	0
7. Directed Contracts For Foreign Governments	0	0	0	0	177	0
8. Tariff Or Regulated Acquisitions	0	0				

Part II - Statistics on Selected Types of Acquisition

Type of Acquisition	Number of Actions	Net Dollar Amount (000)
9. Small Business Total Set-Asides	0	0
10. Small Business Partial Set-Asides	0	0
11. Total Labor Surplus Area Set-Asides	0	0
12. Total Labor Surplus Area/Small Business Set-Asides	0	0
13. Acquisitions From Minority and Disadvantaged Business Enterprises (13A + 13B)	0	0
13A. Directed to Large Or Small Minority Business Enterprises	0	0
13B. Small Business - Disadvantaged 8(A)	0	0
14. Women-Owned Business	0	0

NATIONAL MEDIATION BOARD SNAPSHOT REPORT

Actions Reported Individually on SF279

Fiscal Year 1988 Through Fourth Quarter

	PRE-CICA		POST-CICA		PRE- & POST-CICA			
	Actions	Dollars (000)	Actions	Dollars (000)	Actions	Percents of Actions	Dollars (000)	Percentage of Dollars (000)
Total	0	0	163	2,007	163	100.000	2,007	100.000
Subject To Statutory Requirements								
Walsh Healy Act - Mig	0	0	0	0	0	0.000	0	0.000
Walsh Healy Act - Dealer	0	0	0	0	0	0.000	0	0.000
Service Contract Act	0	0	7	134	7	4.294	134	6.677
Davis Bacon Act	0	0	0	0	0	0.000	0	0.000
Not subject to Above 3 Acts	0	0	156	1,873	156	95.706	1,873	93.323
Kind of Contract Action								
Initial Letter Contract	0	0	0	0	0	0.000	0	0.000
Def. Cont. Superseding Letter Contract	0	0	0	0	0	0.000	0	0.000
New Definitive Contract	0	0	58	931	58	35.583	931	46.388
Order Under Agency's Contract	0	0	0	0	0	0.000	0	0.000
Modification	0	0	99	965	99	60.736	965	48.082
GSA Schedule	0	0	6	111	6	3.681	111	5.531
Order Under Other Agency's Contract	0	0	0	0	0	0.000	0	0.000
Termination for Default	0	0	0	0	0	0.000	0	0.000
Termination for Convenience	0	0	0	0	0	0.000	0	0.000
Labor Surplus Area (LSA)								
Total Set-Aside	0	0	0	0	0	0.000	0	0.000
Partial Set-Aside (DOD contracts)	0	0	0	0	0	0.000	0	0.000
Tie Bid Preference	0	0	0	0	0	0.000	0	0.000
Total LSA/Small Bus. Set-Aside	0	0	0	0	0	0.000	0	0.000
Comb. Sm. Bus. Partial LSA (DOD contracts)	0	0	0	0	0	0.000	0	0.000
Subtotal:	0	0	0	0	0	0.000	0	0.000
LSA No Preference Given	0	0	163	2,007	163	100.000	2,007	100.000
Product or Service								
Supplies & Equipment	0	0	1	21	1	0.613	21	1.046
Research & Development	0	0	0	0	0	0.000	0	0.000
Construction	0	0	0	0	0	0.000	0	0.000
Architect Engineering	0	0	0	0	0	0.000	0	0.000
Automatic Data Processing Services	0	0	0	0	0	0.000	0	0.000
ADP Equipment, Purchase & Lease	0	0	3	59	3	1.840	59	2.940
Real Property, Purchase & Lease	0	0	0	0	0	0.000	0	0.000
Other Services	0	0	159	1,927	159	97.546	1,927	96.014

FEDERAL PROCUREMENT DATA SYSTEM
NATIONAL MEDIATION BOARD SNAPSHOT REPORT
 Actions Reported Individually on SF279
 Fiscal Year 1988 Through Fourth Quarter

	PRE-CICA		POST-CICA		PRE- & POST-CICA			
	Actions	Dollars (000)	Actions	Dollars (000)	Actions	Percentage of Actions	Dollars (000)	Percentage of Dollars (000)
Methods of Contracting (Pre-CICA)								
2-step Formal Advertising	0	0	0	0	0	0.000	0	0.000
Other Formal Advertising	0	0	0	0	0	0.000	0	0.000
Negotiated Competitive	0	0	0	0	0	0.000	0	0.000
Negotiated Non-Competitive	0	0	0	0	0	0.000	0	0.000
Directed for Foreign Governments	0	0	0	0	0	0.000	0	0.000
Tariff or Regulated	0	0	0	0	0	0.000	0	0.000
8(a) Awards	0	0	0	0	0	0.000	0	0.000
Brand Name For Resale	0	0	0	0	0	0.000	0	0.000
Small Business Awards								
Small Business No Preference	0	0	156	1,872	156	95.706	1,872	93.274
Total Set-Asides	0	0	0	0	0	0.000	0	0.000
Partial Set-Asides	0	0	0	0	0	0.000	0	0.000
8(a) Awards	0	0	0	0	0	0.000	0	0.000
Subtotal:	0	0	156	1,872	156	95.706	1,872	93.274
Type of Contract								
Fixed Price	0	0	8	155	8	4.908	155	7.723
Cost Reimbursement	0	0	0	0	0	0.000	0	0.000
Time & Material	0	0	0	0	0	0.000	0	0.000
Labor Hour	0	0	155	1,852	155	95.092	1,852	92.277
Type of Contractor								
Business Concerns	0	0	163	2,007	163	100.000	2,007	100.000
Educational & Non-Profit	0	0	0	0	0	0.000	0	0.000
State/Local Government	0	0	0	0	0	0.000	0	0.000
Non-defined	0	0	0	0	0	0.000	0	0.000
Full and Open Competition (Post-CICA)								
Normal Full & Open Competition	0	0	0	0	0	0.000	0	0.000
Architect Engineering	0	0	0	0	0	0.000	0	0.000
Basic Research	0	0	0	0	0	0.000	0	0.000
Multiple Award	0	0	8	155	8	4.908	155	7.723
Alternate Source	0	0	0	0	0	0.000	0	0.000
Small Business Set-Aside	0	0	0	0	0	0.000	0	0.000
LSA Set-Aside	0	0	0	0	0	0.000	0	0.000
LSA/Small Business Set-Aside	0	0	0	0	0	0.000	0	0.000
Authority for Other Than Full and Open Competition (Post-CICA)								
Competitive								
Only One Source	0	0	0	0	0	0.000	0	0.000
Follow-on Contracts	0	0	0	0	0	0.000	0	0.000
Other	0	0	0	0	0	0.000	0	0.000
Unusual & Compelling Urgency	0	0	0	0	0	0.000	0	0.000
Mobilization/Essential R&D	0	0	0	0	0	0.000	0	0.000
International Agreement	0	0	0	0	0	0.000	0	0.000
National Security	0	0	0	0	0	0.000	0	0.000
Public Interest	0	0	0	0	0	0.000	0	0.000
Non-Competitive								
Only One Source	0	0	0	0	0	0.000	0	0.000
Follow-on Contracts	0	0	0	0	0	0.000	0	0.000
Other	0	0	0	0	0	0.000	0	0.000
Unusual & Compelling Urgency	0	0	0	0	0	0.000	0	0.000
Mobilization/Essential R&D	0	0	0	0	0	0.000	0	0.000
International Agreement	0	0	0	0	0	0.000	0	0.000
National Security	0	0	0	0	0	0.000	0	0.000
Public Interest	0	0	0	0	0	0.000	0	0.000
Not Available for Competition	0	0	155	1,852	155	95.092	1,852	92.277
Synopsis of Procurement Prior to Award								
Synopsized Prior to Award	0	0	0	0	0	0.000	0	0.000
Not Synopsized due to Emergency	0	0	0	0	0	0.000	0	0.000
Not Synopsized for Other Reasons	0	0	163	2,007	163	100.000	2,007	100.000
Women Owned Business	0	0	4	51	4	2.454	51	2.541
Full and Open with Only One Bidder/Offeree	0	0	3	55	3	1.840	55	2.740

FEDERAL PROCUREMENT DATA SYSTEM
NATIONAL SCIENCE FOUNDATION SNAPSHOT REPORT
 Actions Reported in Summary on SF281
 Fiscal Year 1988 Through Fourth Quarter

Part I - Total Prime Acquisition Actions

Acquisition Method	Number of Actions	Net Dollar Amount (000)				
		Total	Small Business Concerns	Large Business Concerns	Educational & Non-Profit Institutions	Outside U.S./ Outlying Areas
1. Total (2+7+8)	1,896	4,874				
2. Subtotal (3+4+5+6)	1,896	4,874	3,594	1,086	194	0
3. Formally Advertised (Including 2 Step)	0	0	0	0	0	0
4. Negotiated Competitive	593	2,084	1,909	143	32	0
5. Negotiated Non-Competitive	971	1,784	1,278	356	150	0
6. Procurement Under Another Agency's Contracts	332	1,006	407	587	12	0
6A. GSA Schedules	322	977	391	586	0	0
6B. Another Agency's Contracts	10	29	16	1	12	0
7. Directed Contracts For Foreign Governments	0	0				0
8. Tariff Or Regulated Acquisitions	0	0				

Part II - Statistics on Selected Types of Acquisition

Type of Acquisition	Number of Actions	Net Dollar Amount (000)
9. Small Business Total Set-Asides	776	1,807
10. Small Business Partial Set-Asides	125	248
11. Total Labor Surplus Area Set-Asides	4	31
12. Total Labor Surplus Area/Small Business Set-Asides	281	656
13. Acquisitions From Minority and Disadvantaged Business Enterprises (13A + 13B)	53	303
13A. Directed to Large Or Small Minority Business Enterprises	53	303
13B. Small Business - Disadvantaged 8(A)	0	0
14. Women-Owned Business	145	449

NATIONAL SCIENCE FOUNDATION SNAPSHOT REPORT
 Actions Reported Individually on SF279
 Fiscal Year 1988 Through Fourth Quarter

	PRE-CICA		POST-CICA		PRE- & POST-CICA			
	Actions	Dollars (000)	Actions	Dollars (000)	Actions	Percents of Actions	Dollars (000)	Percentage of Dollars (000)
Total	62	133,248	225	17,273	287	100.000	150,521	100.000
Subject To Statutory Requirements								
Walsh Healy Act - Mfg	11	408	6	150	17	5.923	558	0.371
Walsh Healy Act - Dealer	0	0	1	13	1	0.348	13	0.009
Service Contract Act	0	0	64	1,926	64	22.300	1,926	1.280
Davis Bacon Act	0	0	0	0	0	0.000	0	0.000
Not subject to Above 3 Acts	51	132,840	154	15,184	205	71.429	148,024	98.341
Kind of Contract Action								
Initial Letter Contract	0	0	0	0	0	0.000	0	0.000
Def. Cont. Superseding Letter Contract	0	0	1	19	1	0.348	19	0.013
New Definitive Contract	0	0	76	3,474	76	26.481	3,474	2.308
Order Under Agency's Contract	0	0	7	375	7	2.439	375	0.249
Modification	49	132,803	117	12,475	166	57.840	145,278	96.517
GSA Schedule	13	445	23	787	36	12.544	1,232	0.818
Order Under Other Agency's Contract	0	0	1	143	1	0.348	143	0.095
Termination for Default	0	0	0	0	0	0.000	0	0.000
Termination for Convenience	0	0	0	0	0	0.000	0	0.000
Labor Surplus Area (LSA)								
Total Set-Aside	0	0	0	0	0	0.000	0	0.000
Partial Set-Aside (DOD contracts)	0	0	0	0	0	0.000	0	0.000
Tie Bid Preference	0	0	0	0	0	0.000	0	0.000
Total LSA/Small Bus. Set-Aside	0	0	0	0	0	0.000	0	0.000
Comb. Sm. Bus. Partial LSA (DOD contracts)	0	0	0	0	0	0.000	0	0.000
Subtotal:	0	0	0	0	0	0.000	0	0.000
LSA No Preference Given	62	133,248	225	17,273	287	100.000	150,521	100.000
Product or Service								
Supplies & Equipment	12	400	19	712	31	10.801	1,112	0.739
Research & Development	17	76,135	25	4,180	42	14.634	80,315	53.358
Construction	0	0	6	192	6	2.091	192	0.128
Architect Engineering	0	0	0	0	0	0.000	0	0.000
Automatic Data Processing Services	2	155	36	2,177	38	13.240	2,332	1.549
ADP Equipment, Purchase & Lease	1	45	6	2,097	7	2.439	2,142	1.423
Real Property, Purchase & Lease	0	0	0	0	0	0.000	0	0.000
Other Services	30	56,513	133	7,915	163	56.794	64,428	42.803

FEDERAL PROCUREMENT DATA SYSTEM

NATIONAL SCIENCE FOUNDATION SNAPSHOT REPORT

Actions Reported Individually on SF279

Fiscal Year 1988 Through Fourth Quarter

	PRE-CICA		POST-CICA		PRE- & POST-CICA			
	Actions	Dollars (000)	Actions	Dollars (000)	Actions	Percentage of Actions	Dollars (000)	Percentage of Dollars (000)
Methods of Contracting (Pre-CICA)								
2-step Formal Advertising	0	0	0	0	0	0.000	0	0.000
Other Formal Advertising	0	0	0	0	0	0.000	0	0.000
Negotiated Competitive	17	34,635	0	0	17	5.923	34,635	23.010
Negotiated Non-Competitive	45	98,613	0	0	45	15.679	98,613	65.514
Directed for Foreign Governments	0	0	0	0	0	0.000	0	0.000
Tariff or Regulated	0	0	0	0	0	0.000	0	0.000
8(a) Awards	0	0	0	0	0	0.000	0	0.000
Brand Name For Resale	0	0	0	0	0	0.000	0	0.000
Small Business Awards								
Small Business No Preference	5	159	133	6,846	138	48.084	7,005	4.654
Total Set-Asides	0	0	3	115	3	1.045	115	0.076
Partial Set-Asides	0	0	0	0	0	0.000	0	0.000
8(a) Awards	0	0	6	2,524	6	2.091	2,524	1.677
Subtotal:	5	159	142	9,485	147	51.220	9,644	6.407
Type of Contract								
Fixed Price	16	1,147	123	3,911	139	48.432	5,058	3.360
Cost Reimbursement	46	132,101	73	11,849	119	41.463	143,950	95.634
Time & Material	0	0	0	0	0	0.000	0	0.000
Labor Hour	0	0	29	1,513	29	10.105	1,513	1.005
Type of Contractor								
Business Concerns	19	34,677	201	13,282	220	76.655	47,959	31.862
Educational & Non-Profit	37	96,238	23	3,983	60	20.906	100,221	66.583
State/Local Government	6	2,333	1	8	7	2.439	2,341	1.555
Non-defined	0	0	0	0	0	0.000	0	0.000
Full and Open Competition (Post-CICA)								
Normal Full & Open Competition	0	0	143	10,296	143	49.826	10,296	6.840
Architect Engineering	0	0	0	0	0	0.000	0	0.000
Basic Research	0	0	0	0	0	0.000	0	0.000
Multiple Award	0	0	21	677	21	7.317	677	0.450
Alternate Source	0	0	0	0	0	0.000	0	0.000
Small Business Set-Aside	0	0	3	115	3	1.045	115	0.076
LSA Set-Aside	0	0	0	0	0	0.000	0	0.000
LSA/Small Business Set-Aside	0	0	0	0	0	0.000	0	0.000
Authority for Other Than Full and Open Competition (Post-CICA)								
Competitive								
Only One Source	0	0	0	0	0	0.000	0	0.000
Follow-on Contracts	0	0	5	546	5	1.742	546	0.363
Other	0	0	0	0	0	0.000	0	0.000
Unusual & Compelling Urgency	0	0	0	0	0	0.000	0	0.000
Mobilization/Essential R&D	0	0	0	0	0	0.000	0	0.000
International Agreement	0	0	0	0	0	0.000	0	0.000
National Security	0	0	0	0	0	0.000	0	0.000
Public Interest	0	0	0	0	0	0.000	0	0.000
Non-Competitive								
Only One Source	0	0	15	2,152	15	5.226	2,152	1.430
Follow-on Contracts	0	0	8	146	8	2.787	146	0.097
Other	0	0	5	310	5	1.742	310	0.206
Unusual & Compelling Urgency	0	0	0	0	0	0.000	0	0.000
Mobilization/Essential R&D	0	0	0	0	0	0.000	0	0.000
International Agreement	0	0	0	0	0	0.000	0	0.000
National Security	0	0	0	0	0	0.000	0	0.000
Public Interest	0	0	1	14	1	0.348	14	0.009
Not Available for Competition	0	0	20	2,962	20	6.969	2,962	1.968
Synopsis of Procurement Prior to Award								
Synopsized Prior to Award	4	23,013	117	9,783	121	42.160	32,796	21.788
Not Synopsized due to Emergency	0	0	0	0	0	0.000	0	0.000
Not Synopsized for Other Reasons	58	110,235	108	7,490	166	57.840	117,725	78.212
Women Owned Business	0	0	45	3,747	45	15.679	3,747	2.489
Full and Open with Only One Bidder/Officer	0	0	22	1,403	22	7.666	1,403	0.932

FEDERAL PROCUREMENT DATA SYSTEM
NATIONAL TRANSPORTATION SAFETY BOARD SNAPSHOT REPORT

Actions Reported in Summary on SF281

Fiscal Year 1988 Through Fourth Quarter

Part I - Total Prime Acquisition Actions

Acquisition Method	Number of Actions	Net Dollar Amount (000)				
		Total	Small Business Concerns	Large Business Concerns	Educational & Non-Profit Institutions	Outside U.S./ Outlying Areas
1. Total (2+7+8)	350	319				
2. Subtotal (3+4+5+6)	350	319	278	37	4	0
3. Formally Advertised (Including 2 Step)	0	0	0	0	0	0
4. Negotiated Competitive	85	150	150	0	0	0
5. Negotiated Non-Competitive	22	21	17	0	4	0
6. Procurement Under Another Agency's Contracts	263	148	111	37	0	0
6A. GSA Schedules	263	148	111	37	0	0
6B. Another Agency's Contracts	0	0	0	0	0	0
7. Directed Contracts For Foreign Governments	0	0				
8. Tariff Or Regulated Acquisitions	0	0				

Part II - Statistics on Selected Types of Acquisition

Type of Acquisition	Number of Actions	Net Dollar Amount (000)
9. Small Business Total Set-Asides	138	179
10. Small Business Partial Set-Asides	0	0
11. Total Labor Surplus Area Set-Asides	0	0
12. Total Labor Surplus Area/Small Business Set-Asides	0	0
13. Acquisitions From Minority and Disadvantaged Business Enterprises (13A + 13B)	0	0
13A. Directed to Large Or Small Minority Business Enterprises	0	0
13B. Small Business - Disadvantaged 8(A)	0	0
14. Women-Owned Business	3	78

NATIONAL TRANSPORTATION SAFETY BOARD SNAPSHOT REPORT

Actions Reported Individually on SF279

Fiscal Year 1988 Through Fourth Quarter

	PRE-CICA		POST-CICA		PRE- & POST-CICA			
	Actions	Dollars (000)	Actions	Dollars (000)	Actions	Percents of Actions	Dollars (000)	Percentage of Dollars (000)
Total	4	639	1	50	5	100.000	689	100.000
Subject To Statutory Requirements								
Walsh Healy Act - Mfg	0	0	0	0	0	0.000	0	0.000
Walsh Healy Act - Dealer	0	0	0	0	0	0.000	0	0.000
Service Contract Act	0	0	0	0	0	0.000	0	0.000
Davis Bacon Act	0	0	0	0	0	0.000	0	0.000
Not subject to Above 3 Acts	4	639	1	50	5	100.000	689	100.000
Kind of Contract Action								
Initial Letter Contract	0	0	0	0	0	0.000	0	0.000
Def. Cont. Superseding Letter Contract	0	0	0	0	0	0.000	0	0.000
New Definitive Contract	0	0	0	0	0	0.000	0	0.000
Order Under Agency's Contract	0	0	0	0	0	0.000	0	0.000
Modification	4	639	1	50	5	100.000	689	100.000
GSA Schedule	0	0	0	0	0	0.000	0	0.000
Order Under Other Agency's Contract	0	0	0	0	0	0.000	0	0.000
Termination for Default	0	0	0	0	0	0.000	0	0.000
Termination for Convenience	0	0	0	0	0	0.000	0	0.000
Labor Surplus Area (LSA)								
Total Set-Aside	0	0	0	0	0	0.000	0	0.000
Partial Set-Aside (DOD contracts)	0	0	0	0	0	0.000	0	0.000
Tie Bid Preference	0	0	0	0	0	0.000	0	0.000
Total LSA/Small Bus. Set-Aside	0	0	0	0	0	0.000	0	0.000
Comb. Sm. Bus. Partial LSA (DOD contracts) ..	0	0	0	0	0	0.000	0	0.000
Subtotal:	0	0	0	0	0	0.000	0	0.000
LSA No Preference Given	4	639	1	50	5	100.000	689	100.000
Product or Service								
Supplies & Equipment	0	0	0	0	0	0.000	0	0.000
Research & Development	0	0	0	0	0	0.000	0	0.000
Construction	0	0	0	0	0	0.000	0	0.000
Architect Engineering	0	0	0	0	0	0.000	0	0.000
Automatic Data Processing Services	3	509	0	0	3	60.000	509	73.875
ADP Equipment, Purchase & Lease	0	0	0	0	0	0.000	0	0.000
Real Property, Purchase & Lease	0	0	0	0	0	0.000	0	0.000
Other Services	1	130	1	50	2	40.000	180	26.125

FEDERAL PROCUREMENT DATA SYSTEM
NATIONAL TRANSPORTATION SAFETY BOARD SNAPSHOT REPORT
 Actions Reported Individually on SF279
 Fiscal Year 1988 Through Fourth Quarter

	PRE-CICA		POST-CICA		PRE- & POST-CICA			
	Actions	Dollars (000)	Actions	Dollars (000)	Actions	Percentage of Actions	Dollars (000)	Percentage of Dollars (000)
Methods of Contracting (Pre-CICA)								
2-step Formal Advertising	0	0	0	0	0	0.000	0	0.000
Other Formal Advertising	1	130	0	0	1	20.000	130	18.868
Negotiated Competitive	3	509	0	0	3	60.000	509	73.875
Negotiated Non-Competitive	0	0	0	0	0	0.000	0	0.000
Directed for Foreign Governments	0	0	0	0	0	0.000	0	0.000
Tariff or Regulated	0	0	0	0	0	0.000	0	0.000
8(a) Awards	0	0	0	0	0	0.000	0	0.000
Brand Name For Resale	0	0	0	0	0	0.000	0	0.000
Small Business Awards								
Small Business No Preference	3	285	1	50	4	80.000	335	48.621
Total Set-Asides	0	0	0	0	0	0.000	0	0.000
Partial Set-Asides	0	0	0	0	0	0.000	0	0.000
8(a) Awards	0	0	0	0	0	0.000	0	0.000
Subtotal:	3	285	1	50	4	80.000	335	48.621
Type of Contract								
Fixed Price	4	639	1	50	5	100.000	689	100.000
Cost Reimbursement	0	0	0	0	0	0.000	0	0.000
Time & Material	0	0	0	0	0	0.000	0	0.000
Labor Hour	0	0	0	0	0	0.000	0	0.000
Type of Contractor								
Business Concerns	4	639	1	50	5	100.000	689	100.000
Educational & Non-Profit	0	0	0	0	0	0.000	0	0.000
State/Local Government	0	0	0	0	0	0.000	0	0.000
Non-defined	0	0	0	0	0	0.000	0	0.000
Full and Open Competition (Post-CICA)								
Normal Full & Open Competition	0	0	0	0	0	0.000	0	0.000
Architect Engineering	0	0	0	0	0	0.000	0	0.000
Basic Research	0	0	0	0	0	0.000	0	0.000
Multiple Award	0	0	0	0	0	0.000	0	0.000
Alternate Source	0	0	0	0	0	0.000	0	0.000
Small Business Set-Aside	0	0	0	0	0	0.000	0	0.000
LSA Set-Aside	0	0	0	0	0	0.000	0	0.000
LSA/Small Business Set-Aside	0	0	0	0	0	0.000	0	0.000
Authority for Other Than Full and Open Competition (Post-CICA)								
Competitive								
Only One Source	0	0	0	0	0	0.000	0	0.000
Follow-on Contracts	0	0	0	0	0	0.000	0	0.000
Other	0	0	0	0	0	0.000	0	0.000
Unusual & Compelling Urgency	0	0	0	0	0	0.000	0	0.000
Mobilization/Essential R&D	0	0	0	0	0	0.000	0	0.000
International Agreement	0	0	0	0	0	0.000	0	0.000
National Security	0	0	0	0	0	0.000	0	0.000
Public Interest	0	0	0	0	0	0.000	0	0.000
Non-Competitive								
Only One Source	0	0	0	0	0	0.000	0	0.000
Follow-on Contracts	0	0	0	0	0	0.000	0	0.000
Other	0	0	0	0	0	0.000	0	0.000
Unusual & Compelling Urgency	0	0	0	0	0	0.000	0	0.000
Mobilization/Essential R&D	0	0	0	0	0	0.000	0	0.000
International Agreement	0	0	0	0	0	0.000	0	0.000
National Security	0	0	0	0	0	0.000	0	0.000
Public Interest	0	0	0	0	0	0.000	0	0.000
Not Available for Competition	0	0	1	50	1	20.000	50	7.257
Synopsis of Procurement Prior to Award								
Synopsized Prior to Award	4	639	0	0	4	80.000	639	92.743
Not Synopsized due to Emergency	0	0	1	50	1	20.000	50	7.257
Not Synopsized for Other Reasons	0	0	0	0	0	0.000	0	0.000
Women Owned Business	0	0	0	0	0	0.000	0	0.000
Full and Open with Only One Bidder/Officer	0	0	0	0	0	0.000	0	0.000

FEDERAL PROCUREMENT DATA SYSTEM
NUCLEAR REGULATORY COMMISSION SNAPSHOT REPORT
 Actions Reported in Summary on SF281
 Fiscal Year 1988 Through Fourth Quarter

Part I - Total Prime Acquisition Actions

Acquisition Method	Number of Actions	Net Dollar Amount (000)				
		Total	Small Business Concerns	Large Business Concerns	Educational & Non-Profit Institutions	Outside U.S./ Outlying Areas
1. Total (2+7+8)	3,349	6,677				
2. Subtotal (3+4+5+6)	3,349	6,677	3,643	2,976	58	0
3. Formally Advertised (Including 2 Step)	0	0	0	0	0	0
4. Negotiated Competitive	624	1,919	1,476	441	2	0
5. Negotiated Non-Competitive	1,761	2,386	1,107	1,223	56	0
6. Procurement Under Another Agency's Contracts	964	2,372	1,060	1,312	0	0
6A. GSA Schedules	958	2,306	996	1,310	0	0
6B. Another Agency's Contracts	6	66	64	2	0	0
7. Directed Contracts For Foreign Governments	0	0			0	0
8. Tariff Or Regulated Acquisitions	0	0				0

Part II - Statistics on Selected Types of Acquisition

Type of Acquisition	Number of Actions	Net Dollar Amount (000)
9. Small Business Total Set-Asides	0	0
10. Small Business Partial Set-Asides	0	0
11. Total Labor Surplus Area Set-Asides	0	0
12. Total Labor Surplus Area/Small Business Set-Asides	0	0
13. Acquisitions From Minority and Disadvantaged Business Enterprises (13A + 13B)	134	435
13A. Directed to Large Or Small Minority Business Enterprises	97	161
13B. Small Business - Disadvantaged 8(A)	37	274
14. Women-Owned Business	90	191

NUCLEAR REGULATORY COMMISSION SNAPSHOT REPORT

Actions Reported Individually on SF279
 Fiscal Year 1988 Through Fourth Quarter

	PRE-CICA		POST-CICA		PRE- & POST-CICA			
	Actions	Dollars (000)	Actions	Dollars (000)	Actions	Percents of Actions	Dollars (000)	Percentage of Dollars (000)
Total	56	4,609	456	52,338	512	100.000	56,947	100.000
Subject To Statutory Requirements								
Walsh Healy Act - Mfg	3	420	41	3,318	44	8.594	3,738	6.564
Walsh Healy Act - Dealer	2	200	19	679	21	4.102	879	1.544
Service Contract Act	9	409	122	12,229	131	25.586	12,638	22.193
Davis Bacon Act	0	0	0	0	0	0.000	0	0.000
Not subject to Above 3 Acts	42	3,580	274	36,112	316	61.719	39,692	69.700
Kind of Contract Action								
Initial Letter Contract	0	0	3	541	3	0.586	541	0.950
Def. Cont. Superseding Letter Contract	0	0	3	2,728	3	0.586	2,728	4.790
New Definitive Contract	0	0	68	8,711	68	13.281	8,711	15.297
Order Under Agency's Contract	0	0	5	201	5	0.977	201	0.353
Modification	52	3,988	334	36,955	386	75.391	40,943	71.897
GSA Schedule	4	621	41	3,486	45	8.789	4,107	7.212
Order Under Other Agency's Contract	0	0	0	0	0	0.000	0	0.000
Termination for Default	0	0	1	-174	1	0.195	-174	-0.306
Termination for Convenience	0	0	1	-110	1	0.195	-110	-0.193
Labor Surplus Area (LSA)								
Total Set-Aside	0	0	0	0	0	0.000	0	0.000
Partial Set-Aside (DOD contracts)	0	0	0	0	0	0.000	0	0.000
Tie Bid Preference	0	0	0	0	0	0.000	0	0.000
Total LSA/Small Bus. Set-Aside	0	0	0	0	0	0.000	0	0.000
Comb.Sm.Bus.Partial LSA (DOD contracts)	0	0	0	0	0	0.000	0	0.000
Subtotal:	0	0	0	0	0	0.000	0	0.000
LSA No Preference Given	56	4,609	456	52,338	512	100.000	56,947	100.000
Product or Service								
Supplies & Equipment	5	620	30	1,573	35	6.836	2,193	3.851
Research & Development	23	2,863	52	5,876	75	14.648	8,739	15.346
Construction	0	0	0	0	0	0.000	0	0.000
Architect Engineering	0	0	2	53	2	0.391	53	0.093
Automatic Data Processing Services	1	-6	65	9,265	66	12.891	9,259	16.259
ADP Equipment, Purchase & Lease	0	0	30	2,530	30	5.859	2,530	4.443
Real Property, Purchase & Lease	0	0	1	12	1	0.195	12	0.021
Other Services	27	1,132	276	33,029	303	59.180	34,161	59.987

FEDERAL PROCUREMENT DATA SYSTEM
NUCLEAR REGULATORY COMMISSION SNAPSHOT REPORT
Actions Reported Individually on SF279
Fiscal Year 1988 Through Fourth Quarter

	PRE-CICA		POST-CICA		PRE- & POST-CICA			
	Actions	Dollars (000)	Actions	Dollars (000)	Actions	Percentage of Actions	Dollars (000)	Percentage of Dollars (000)
Methods of Contracting (Pre-CICA)								
2-step Formal Advertising	0	0	0	0	0	0.000	0	0.000
Other Formal Advertising	3	1	0	0	3	0.586	1	0.002
Negotiated Competitive	45	3,850	0	0	45	8.789	3,850	6.761
Negotiated Non-Competitive	6	758	0	0	6	1.172	758	1.331
Directed for Foreign Governments	0	0	0	0	0	0.000	0	0.000
Tariff or Regulated	2	0	0	0	2	0.391	0	0.000
8(a) Awards	0	0	0	0	0	0.000	0	0.000
Brand Name For Resale	0	0	0	0	0	0.000	0	0.000
Small Business Awards								
Small Business No Preference	14	979	94	7,379	108	21.094	8,358	14.677
Total Set-Asides	6	283	50	3,289	56	10.938	3,572	6.272
Partial Set-Asides	1	146	0	0	1	0.195	146	0.256
8(a) Awards	0	0	68	8,051	68	13.281	8,051	14.138
Subtotal:	21	1,408	212	18,719	233	45.508	20,127	35.343
Type of Contract								
Fixed Price	11	896	219	18,767	230	44.922	19,663	34.529
Cost Reimbursement	45	3,713	221	32,865	266	51.953	36,578	64.232
Time & Material	0	0	12	458	12	2.344	458	0.804
Labor Hour	0	0	4	248	4	0.781	248	0.435
Type of Contractor								
Business Concerns	40	3,543	408	44,564	448	87.500	48,107	84.477
Educational & Non-Profit	15	1,036	32	6,567	47	9.180	7,603	13.351
State/Local Government	1	30	15	1,197	16	3.125	1,227	2.155
Non-defined	0	0	1	10	1	0.195	10	0.018
Full and Open Competition (Post-CICA)								
Normal Full & Open Competition	0	0	161	21,549	161	31.445	21,549	37.840
Architect Engineering	0	0	0	0	0	0.000	0	0.000
Basic Research	0	0	0	0	0	0.000	0	0.000
Multiple Award	0	0	62	3,548	62	12.109	3,548	6.230
Alternate Source	0	0	0	0	0	0.000	0	0.000
Small Business Set-Aside	0	0	50	3,289	50	9.766	3,289	5.776
LSA Set-Aside	0	0	0	0	0	0.000	0	0.000
LSA/Small Business Set-Aside	0	0	0	0	0	0.000	0	0.000
Authority for Other Than Full and Open Competition (Post-CICA)								
Competitive								
Only One Source	0	0	0	0	0	0.000	0	0.000
Follow-on Contracts	0	0	0	0	0	0.000	0	0.000
Other	0	0	0	0	0	0.000	0	0.000
Unusual & Compelling Urgency	0	0	4	180	4	0.781	180	0.316
Mobilization/Essential R&D	0	0	0	0	0	0.000	0	0.000
International Agreement	0	0	0	0	0	0.000	0	0.000
National Security	0	0	0	0	0	0.000	0	0.000
Public Interest	0	0	0	0	0	0.000	0	0.000
Non-Competitive								
Only One Source	0	0	54	8,461	54	10.547	8,461	14.858
Follow-on Contracts	0	0	7	381	7	1.367	381	0.669
Other	0	0	31	3,916	31	6.055	3,916	6.877
Unusual & Compelling Urgency	0	0	15	2,717	15	2.930	2,717	4.771
Mobilization/Essential R&D	0	0	0	0	0	0.000	0	0.000
International Agreement	0	0	0	0	0	0.000	0	0.000
National Security	0	0	0	0	0	0.000	0	0.000
Public Interest	0	0	0	0	0	0.000	0	0.000
Not Available for Competition	2	0	72	8,297	74	14.453	8,297	14.570
Synopsis of Procurement Prior to Award								
Synopsized Prior to Award	46	3,114	295	36,166	341	66.602	39,280	68.976
Not Synopsized due to Emergency	2	0	25	4,580	27	5.273	4,580	8.043
Not Synopsized for Other Reasons	8	1,495	136	11,592	144	28.125	13,087	22.981
Women Owned Business	1	26	26	2,275	27	5.273	2,301	4.041
Full and Open with Only One Bidder/Officer	0	0	2	36	2	0.391	36	0.063

FEDERAL PROCUREMENT DATA SYSTEM

OCCUPATIONAL SAFETY & HEALTH REVIEW COMM SNAPSHOT REPORT

Actions Reported in Summary on SF281

Fiscal Year 1988 Through Fourth Quarter

Part I - Total Prime Acquisition Actions

Acquisition Method	Number of Actions	Net Dollar Amount (000)				
		Total	Small Business Concerns	Large Business Concerns	Educational & Non-Profit Institutions	Outside U.S./Outlying Areas
1. Total (2+7+8)	466	316				
2. Subtotal (3+4+5+6)	466	316	182	134	0	0
3. Formally Advertised (Including 2 Step)	0	0	0	0	0	0
4. Negotiated Competitive	269	151	96	55	0	0
5. Negotiated Non-Competitive	5	1	1	0	0	0
6. Procurement Under Another Agency's Contracts	192	164	85	79	0	0
6A. GSA Schedules	100	121	44	77	0	0
6B. Another Agency's Contracts	92	43	41	2	0	0
7. Directed Contracts For Foreign Governments	0	0				
8. Tariff Or Regulated Acquisitions	0	0				

Part II - Statistics on Selected Types of Acquisition

Type of Acquisition	Number of Actions	Net Dollar Amount (000)
9. Small Business Total Set-Asides	181	109
10. Small Business Partial Set-Asides	0	0
11. Total Labor Surplus Area Set-Asides	0	0
12. Total Labor Surplus Area/Small Business Set-Asides	0	0
13. Acquisitions From Minority and Disadvantaged Business Enterprises (13A + 13B)	3	3
13A. Directed to Large Or Small Minority Business Enterprises	3	3
13B. Small Business - Disadvantaged 8(A)	0	0
14. Women-Owned Business	15	10

OCCUPATIONAL SAFETY & HEALTH REVIEW COMM SNAPSHOT REPORT

Actions Reported Individually on SF279

Fiscal Year 1988 Through Fourth Quarter

	PRE-CICA		POST-CICA		PRE- & POST-CICA			
	Actions	Dollars (000)	Actions	Dollars (000)	Actions	Percents of Actions	Dollars (000)	Percentage of Dollars (000)
Total	0	0	7	156	7	100.000	156	100.000
Subject To Statutory Requirements								
Walsh Healy Act - Mfg	0	0	0	0	0	0.000	0	0.000
Walsh Healy Act - Dealer	0	0	0	0	0	0.000	0	0.000
Service Contract Act	0	0	0	0	0	0.000	0	0.000
Davis Bacon Act	0	0	0	0	0	0.000	0	0.000
Not subject to Above 3 Acts	0	0	7	156	7	100.000	156	100.000
Kind of Contract Action								
Initial Letter Contract	0	0	0	0	0	0.000	0	0.000
Def. Cont. Superseding Letter Contract	0	0	0	0	0	0.000	0	0.000
New Definitive Contract	0	0	0	0	0	0.000	0	0.000
Order Under Agency's Contract	0	0	0	0	0	0.000	0	0.000
Modification	0	0	0	0	0	0.000	0	0.000
GSA Schedule	0	0	6	140	6	85.714	140	89.744
Order Under Other Agency's Contract	0	0	1	16	1	14.286	16	10.256
Termination for Default	0	0	0	0	0	0.000	0	0.000
Termination for Convenience	0	0	0	0	0	0.000	0	0.000
Labor Surplus Area (LSA)								
Total Set-Aside	0	0	0	0	0	0.000	0	0.000
Partial Set-Aside (DOD contracts)	0	0	0	0	0	0.000	0	0.000
Tie Bid Preference	0	0	0	0	0	0.000	0	0.000
Total LSA/Small Bus. Set-Aside	0	0	0	0	0	0.000	0	0.000
Comb. Sm. Bus. Partial LSA (DOD contracts)	0	0	0	0	0	0.000	0	0.000
Subtotal:	0	0	0	0	0	0.000	0	0.000
LSA No Preference Given	0	0	7	156	7	100.000	156	100.000
Product or Service								
Supplies & Equipment	0	0	7	156	7	100.000	156	100.000
Research & Development	0	0	0	0	0	0.000	0	0.000
Construction	0	0	0	0	0	0.000	0	0.000
Architect Engineering	0	0	0	0	0	0.000	0	0.000
Automatic Data Processing Services	0	0	0	0	0	0.000	0	0.000
ADP Equipment, Purchase & Lease	0	0	0	0	0	0.000	0	0.000
Real Property, Purchase & Lease	0	0	0	0	0	0.000	0	0.000
Other Services	0	0	0	0	0	0.000	0	0.000

FEDERAL PROCUREMENT DATA SYSTEM

OCCUPATIONAL SAFETY & HEALTH REVIEW COMM SNAPSHOT REPORT

Actions Reported Individually on SF279

Fiscal Year 1988 Through Fourth Quarter

	PRE-CICA		POST-CICA		PRE-& POST-CICA			
	Actions	Dollars (000)	Actions	Dollars (000)	Actions	Percentage of Actions	Dollars (000)	Percentage of Dollars (000)
Methods of Contracting (Pre-CICA)								
2-step Formal Advertising	0	0	0	0	0	0.000	0	0.000
Other Formal Advertising	0	0	0	0	0	0.000	0	0.000
Negotiated Competitive	0	0	0	0	0	0.000	0	0.000
Negotiated Non-Competitive	0	0	0	0	0	0.000	0	0.000
Directed for Foreign Governments	0	0	0	0	0	0.000	0	0.000
Tariff or Regulated	0	0	0	0	0	0.000	0	0.000
8(a) Awards	0	0	0	0	0	0.000	0	0.000
Brand Name For Resale	0	0	0	0	0	0.000	0	0.000
Small Business Awards								
Small Business No Preference	0	0	0	0	0	0.000	0	0.000
Total Set-Asides	0	0	0	0	0	0.000	0	0.000
Partial Set-Asides	0	0	0	0	0	0.000	0	0.000
8(a) Awards	0	0	0	0	0	0.000	0	0.000
Subtotal:	0	0	0	0	0	0.000	0	0.000
Type of Contract								
Fixed Price	0	0	7	156	7	100.000	156	100.000
Cost Reimbursement	0	0	0	0	0	0.000	0	0.000
Time & Material	0	0	0	0	0	0.000	0	0.000
Labor Hour	0	0	0	0	0	0.000	0	0.000
Type of Contractor								
Business Concerns	0	0	7	156	7	100.000	156	100.000
Educational & Non-Profit	0	0	0	0	0	0.000	0	0.000
State/Local Government	0	0	0	0	0	0.000	0	0.000
Non-defined	0	0	0	0	0	0.000	0	0.000
Full and Open Competition (Post-CICA)								
Normal Full & Open Competition	0	0	1	16	1	14.286	16	10.256
Architect Engineering	0	0	0	0	0	0.000	0	0.000
Basic Research	0	0	0	0	0	0.000	0	0.000
Multiple Award	0	0	6	140	6	85.714	140	89.744
Alternate Source	0	0	0	0	0	0.000	0	0.000
Small Business Set-Aside	0	0	0	0	0	0.000	0	0.000
LSA Set-Aside	0	0	0	0	0	0.000	0	0.000
LSA/Small Business Set-Aside	0	0	0	0	0	0.000	0	0.000
Authority for Other Than Full and Open Competition (Post-CICA)								
Competitive								
Only One Source	0	0	0	0	0	0.000	0	0.000
Follow-on Contracts	0	0	0	0	0	0.000	0	0.000
Other	0	0	0	0	0	0.000	0	0.000
Unusual & Compelling Urgency	0	0	0	0	0	0.000	0	0.000
Mobilization/Essential R&D	0	0	0	0	0	0.000	0	0.000
International Agreement	0	0	0	0	0	0.000	0	0.000
National Security	0	0	0	0	0	0.000	0	0.000
Public Interest	0	0	0	0	0	0.000	0	0.000
Non-Competitive								
Only One Source	0	0	0	0	0	0.000	0	0.000
Follow-on Contracts	0	0	0	0	0	0.000	0	0.000
Other	0	0	0	0	0	0.000	0	0.000
Unusual & Compelling Urgency	0	0	0	0	0	0.000	0	0.000
Mobilization/Essential R&D	0	0	0	0	0	0.000	0	0.000
International Agreement	0	0	0	0	0	0.000	0	0.000
National Security	0	0	0	0	0	0.000	0	0.000
Public Interest	0	0	0	0	0	0.000	0	0.000
Not Available for Competition	0	0	0	0	0	0.000	0	0.000
Synopsis of Procurement Prior to Award								
Synopsized Prior to Award	0	0	0	0	0	0.000	0	0.000
Not Synopsized due to Emergency	0	0	0	0	0	0.000	0	0.000
Not Synopsized for Other Reasons	0	0	7	156	7	100.000	156	100.000
Women Owned Business	0	0	0	0	0	0.000	0	0.000
Full and Open with Only One Bidder/Offeror	0	0	1	16	1	14.286	16	10.256

FEDERAL PROCUREMENT DATA SYSTEM
OFFICE OF PERSONNEL MANAGEMENT SNAPSHOT REPORT

Actions Reported in Summary on SF281
 Fiscal Year 1988 Through Fourth Quarter

Part I - Total Prime Acquisition Actions

Acquisition Method	Number of Actions	Net Dollar Amount (000)				
		Total	Small Business Concerns	Large Business Concerns	Educational & Non-Profit Institutions	Outside U.S./ Outlying Areas
1. Total (2+7+8)	11,058	11,554				
2. Subtotal (3+4+5+6)	11,058	11,554	8,047	3,284	222	1
3. Formally Advertised (Including 2 Step)	85	34	27	6	0	1
4. Negotiated Competitive	5,656	5,681	4,814	856	11	0
5. Negotiated Non-Competitive	4,064	3,449	2,657	585	207	0
6. Procurement Under Another Agency's Contracts	1,253	2,390	549	1,837	4	0
6A. GSA Schedules	1,251	2,386	549	1,833	4	0
6B. Another Agency's Contracts	2	4	0	4	0	0
7. Directed Contracts For Foreign Governments	0	0	0	0	0	0
8. Tariff Or Regulated Acquisitions	0	0	0	0	0	0

Part II - Statistics on Selected Types of Acquisition

Type of Acquisition	Number of Actions	Net Dollar Amount (000)
9. Small Business Total Set-Asides	5,509	4,674
10. Small Business Partial Set-Asides	0	0
11. Total Labor Surplus Area Set-Asides	0	0
12. Total Labor Surplus Area/Small Business Set-Asides	0	0
13. Acquisitions From Minority and Disadvantaged Business Enterprises (13A + 13B)	269	491
13A. Directed to Large Or Small Minority Business Enterprises	245	467
13B. Small Business - Disadvantaged 8(A)	24	24
14. Women-Owned Business	857	685

OFFICE OF PERSONNEL MANAGEMENT SNAPSHOT REPORT

Actions Reported Individually on SF279
 Fiscal Year 1988 Through Fourth Quarter

	PRE-CICA		POST-CICA		PRE- & POST-CICA			
	Actions	Dollars (000)	Actions	Dollars (000)	Actions	Percents of Actions	Dollars (000)	Percentage of Dollars (000)
Total	15	1,970	552	450,617	567	100.000	452,587	100.000
Subject To Statutory Requirements								
Walsh Healy Act - Mfg	4	501	6	1,505	10	1.764	2,006	0.443
Walsh Healy Act - Dealer	2	-88	1	59	3	0.529	-29	-0.006
Service Contract Act	2	-65	30	2,242	32	5.644	2,177	0.481
Davis Bacon Act	0	0	0	0	0	0.000	0	0.000
Not subject to Above 3 Acts	7	1,622	515	446,811	522	92.063	448,433	99.082
Kind of Contract Action								
Initial Letter Contract	0	0	0	0	0	0.000	0	0.000
Def. Cont. Superseding Letter Contract	0	0	1	25	1	0.176	25	0.006
New Definitive Contract	0	0	103	5,734	103	18.166	5,734	1.267
Order Under Agency's Contract	0	0	4	41	4	0.705	41	0.009
Modification	12	791	382	441,186	394	69.489	441,977	97.656
GSA Schedule	3	1,179	62	3,631	65	11.464	4,810	1.063
Order Under Other Agency's Contract	0	0	0	0	0	0.000	0	0.000
Termination for Default	0	0	0	0	0	0.000	0	0.000
Termination for Convenience	0	0	0	0	0	0.000	0	0.000
Labor Surplus Area (LSA)								
Total Set-Aside	0	0	0	0	0	0.000	0	0.000
Partial Set-Aside (DOD contracts)	0	0	0	0	0	0.000	0	0.000
Tie Bid Preference	0	0	0	0	0	0.000	0	0.000
Total LSA/Small Bus. Set-Aside	0	0	0	0	0	0.000	0	0.000
Comb. Sm. Bus. Partial LSA (DOD contracts)	0	0	0	0	0	0.000	0	0.000
Subtotal:	0	0	0	0	0	0.000	0	0.000
LSA No Preference Given	15	1,970	552	450,617	567	100.000	452,587	100.000
Product or Service								
Supplies & Equipment	3	1,179	23	2,089	26	4.586	3,268	0.722
Research & Development	0	0	0	0	0	0.000	0	0.000
Construction	0	0	0	0	0	0.000	0	0.000
Architect Engineering	0	0	0	0	0	0.000	0	0.000
Automatic Data Processing Services	4	443	17	2,377	21	3.704	2,820	0.623
ADP Equipment, Purchase & Lease	5	392	37	3,474	42	7.407	3,866	0.854
Real Property, Purchase & Lease	0	0	0	0	0	0.000	0	0.000
Other Services	3	-44	475	442,677	478	84.303	442,633	97.801

FEDERAL PROCUREMENT DATA SYSTEM
OFFICE OF PERSONNEL MANAGEMENT SNAPSHOT REPORT
Actions Reported Individually on SF279
Fiscal Year 1988 Through Fourth Quarter

	PRE-CICA		POST-CICA		PRE-& POST-CICA			
	Actions	Dollars (000)	Actions	Dollars (000)	Actions	Percentage of Actions	Dollars (000)	Percentage of Dollars (000)
Methods of Contracting (Pre-CICA)								
2-step Formal Advertising	1	1	0	0	1	0.176	1	0.000
Other Formal Advertising	0	0	0	0	0	0.000	0	0.000
Negotiated Competitive	14	1,969	0	0	14	2.469	1,969	0.435
Negotiated Non-Competitive	0	0	0	0	0	0.000	0	0.000
Directed for Foreign Governments	0	0	0	0	0	0.000	0	0.000
Tariff or Regulated	0	0	0	0	0	0.000	0	0.000
8(a) Awards	0	0	0	0	0	0.000	0	0.000
Brand Name For Resale	0	0	0	0	0	0.000	0	0.000
Small Business Awards								
Small Business No Preference	2	117	64	4,146	66	11.640	4,263	0.942
Total Set-Asides	1	44	3	23	4	0.705	67	0.015
Partial Set-Asides	0	0	0	0	0	0.000	0	0.000
8(a) Awards	0	0	1	346	1	0.176	346	0.076
Subtotal:	3	161	68	4,515	71	12.522	4,676	1.033
Type of Contract								
Fixed Price	15	1,970	545	448,970	560	98.765	450,940	99.636
Cost Reimbursement	0	0	3	1,378	3	0.529	1,378	0.304
Time & Material	0	0	2	165	2	0.353	165	0.036
Labor Hour	0	0	2	104	2	0.353	104	0.023
Type of Contractor								
Business Concerns	15	1,970	373	67,190	388	68.430	69,160	15.281
Educational & Non-Profit	0	0	179	383,427	179	31.570	383,427	84.719
State/Local Government	0	0	0	0	0	0.000	0	0.000
Non-defined	0	0	0	0	0	0.000	0	0.000
Full and Open Competition (Post-CICA)								
Normal Full & Open Competition	0	0	47	5,883	47	8.289	5,883	1.300
Architect Engineering	0	0	0	0	0	0.000	0	0.000
Basic Research	0	0	0	0	0	0.000	0	0.000
Multiple Award	0	0	58	3,595	58	10.229	3,595	0.794
Alternate Source	0	0	0	0	0	0.000	0	0.000
Small Business Set-Aside	0	0	3	23	3	0.529	23	0.005
LSA Set-Aside	0	0	0	0	0	0.000	0	0.000
LSA/Small Business Set-Aside	0	0	0	0	0	0.000	0	0.000
Authority for Other Than Full and Open Competition (Post-CICA)								
Competitive								
Only One Source	0	0	1	11	1	0.176	11	0.002
Follow-on Contracts	0	0	1	339	1	0.176	339	0.075
Other	0	0	1	-2	1	0.176	-2	0.000
Unusual & Compelling Urgency	0	0	0	0	0	0.000	0	0.000
Mobilization/Essential R&D	0	0	0	0	0	0.000	0	0.000
International Agreement	0	0	0	0	0	0.000	0	0.000
National Security	0	0	0	0	0	0.000	0	0.000
Public Interest	0	0	0	0	0	0.000	0	0.000
Non-Competitive								
Only One Source	0	0	1	38	1	0.176	38	0.008
Follow-on Contracts	0	0	1	590	1	0.176	590	0.130
Other	0	0	5	179	5	0.882	179	0.040
Unusual & Compelling Urgency	0	0	9	668	9	1.587	668	0.148
Mobilization/Essential R&D	0	0	0	0	0	0.000	0	0.000
International Agreement	0	0	0	0	0	0.000	0	0.000
National Security	0	0	0	0	0	0.000	0	0.000
Public Interest	0	0	0	0	0	0.000	0	0.000
Not Available for Competition	0	0	424	439,270	424	74.780	439,270	97.058
Synopsis of Procurement Prior to Award								
Synopsized Prior to Award	13	1,827	480	446,581	493	86.949	448,408	99.077
Not Synopsized due to Emergency	1	99	9	790	10	1.764	889	0.196
Not Synopsized for Other Reasons	1	44	63	3,246	64	11.287	3,290	0.727
Women Owned Business	0	0	1	134	1	0.176	134	0.030
Full and Open with Only One Bidder/Officer	0	0	30	2,116	30	5.291	2,116	0.468

FEDERAL PROCUREMENT DATA SYSTEM
PEACE CORP SNAPSHOT REPORT
 Actions Reported in Summary on SF281
 Fiscal Year 1988 Through Fourth Quarter

Part I - Total Prime Acquisition Actions

Acquisition Method	Number of Actions	Net Dollar Amount (000)				
		Total	Small Business Concerns	Large Business Concerns	Educational & Non-Profit Institutions	Outside U.S./ Outlying Areas
1. Total (2+7+8)	12,959	19,535				
2. Subtotal (3+4+5+6)	12,959	19,535				
3. Formally Advertised (Including 2 Step)	0	0	3,820	1,228	762	13,725
4. Negotiated Competitive	4,591	9,160	1,010	0	0	0
5. Negotiated Non-Competitive	8,005	9,452	2,315	112	0	8,038
6. Procurement Under Another Agency's Contracts	363	923	495	428	762	5,687
6A. GSA Schedules	363	923	495	428	0	0
6B. Another Agency's Contracts	0	0	0	0	0	0
7. Directed Contracts For Foreign Governments	0	0	0	0	0	0
8. Tariff Or Regulated Acquisitions	0	0				

Part II - Statistics on Selected Types of Acquisition

Type of Acquisition	Number of Actions	Net Dollar Amount (000)
9. Small Business Total Set-Asides	0	0
10. Small Business Partial Set-Asides	0	0
11. Total Labor Surplus Area Set-Asides	0	0
12. Total Labor Surplus Area/Small Business Set-Asides	0	0
13. Acquisitions From Minority and Disadvantaged Business Enterprises (13A + 13B)	16	151
13A. Directed to Large Or Small Minority Business Enterprises	16	151
13B. Small Business - Disadvantaged 8(A)	0	0
14. Women-Owned Business	128	530

PEACE CORP SNAPSHOT REPORT
 Actions Reported Individually on SF279
 Fiscal Year 1988 Through Fourth Quarter

	PRE-CICA		POST-CICA		PRE- & POST-CICA			
	Actions	Dollars (000)	Actions	Dollars (000)	Actions	Percents of Actions	Dollars (000)	Percentage of Dollars (000)
Total	1	28	108	13,755	109	100.000	13,783	100.000
Subject To Statutory Requirements								
Walsh Healy Act - Mfg	0	0	3	110	3	2.752	110	0.798
Walsh Healy Act - Dealer	0	0	3	463	3	2.752	463	3.359
Service Contract Act	0	0	0	0	0	0.000	0	0.000
Davis Bacon Act	0	0	0	0	0	0.000	0	0.000
Not subject to Above 3 Acts	1	28	102	13,182	103	94.495	13,210	95.843
Kind of Contract Action								
Initial Letter Contract	0	0	0	0	0	0.000	0	0.000
Def. Cont. Superseding Letter Contract	0	0	0	0	0	0.000	0	0.000
New Definitive Contract	0	0	61	4,785	61	55.963	4,785	34.717
Order Under Agency's Contract	0	0	0	0	0	0.000	0	0.000
Modification	1	28	44	8,860	45	41.284	8,888	64.485
GSA Schedule	0	0	3	110	3	2.752	110	0.798
Order Under Other Agency's Contract	0	0	0	0	0	0.000	0	0.000
Termination for Default	0	0	0	0	0	0.000	0	0.000
Termination for Convenience	0	0	0	0	0	0.000	0	0.000
Labor Surplus Area (LSA)								
Total Set-Aside	0	0	0	0	0	0.000	0	0.000
Partial Set-Aside (DOD contracts)	0	0	0	0	0	0.000	0	0.000
Tie Bid Preference	0	0	0	0	0	0.000	0	0.000
Total LSA/Small Bus. Set-Aside	0	0	0	0	0	0.000	0	0.000
Comb. Sm. Bus. Partial LSA (DOD contracts)	0	0	0	0	0	0.000	0	0.000
Subtotal:	0	0	0	0	0	0.000	0	0.000
LSA No Preference Given	1	28	108	13,755	109	100.000	13,783	100.000
Product or Service								
Supplies & Equipment	0	0	6	629	6	5.505	629	4.564
Research & Development	0	0	0	0	0	0.000	0	0.000
Construction	0	0	0	0	0	0.000	0	0.000
Architect Engineering	0	0	0	0	0	0.000	0	0.000
Automatic Data Processing Services	0	0	3	940	3	2.752	940	6.820
ADP Equipment, Purchase & Lease	1	28	2	82	3	2.752	110	0.798
Real Property, Purchase & Lease	0	0	14	548	14	12.844	548	3.976
Other Services	0	0	83	11,556	83	76.147	11,556	83.842

FEDERAL PROCUREMENT DATA SYSTEM
PEACE CORP SNAPSHOT REPORT
 Actions Reported Individually on SF279
 Fiscal Year 1988 Through Fourth Quarter

	PRE-CICA		POST-CICA		PRE-& POST-CICA			
	Actions	Dollars (000)	Actions	Dollars (000)	Actions	Percentage of Actions	Dollars (000)	Percentage of Dollars (000)
Methods of Contracting (Pre-CICA)								
2-step Formal Advertising	0	0	0	0	0	0.000	0	0.000
Other Formal Advertising	0	0	0	0	0	0.000	0	0.000
Negotiated Competitive	1	28	0	0	1	0.917	28	0.203
Negotiated Non-Competitive	0	0	0	0	0	0.000	0	0.000
Directed for Foreign Governments	0	0	0	0	0	0.000	0	0.000
Tariff or Regulated	0	0	0	0	0	0.000	0	0.000
8(a) Awards	0	0	0	0	0	0.000	0	0.000
Brand Name For Resale	0	0	0	0	0	0.000	0	0.000
Small Business Awards								
Small Business No Preference	0	0	37	5,480	37	33.945	5,480	39.759
Total Set-Asides	0	0	0	0	0	0.000	0	0.000
Partial Set-Asides	0	0	0	0	0	0.000	0	0.000
8(a) Awards	0	0	18	4,222	18	16.514	4,222	30.632
Subtotal:	0	0	55	9,702	55	50.459	9,702	70.391
Type of Contract								
Fixed Price	1	28	63	4,180	64	58.716	4,208	30.530
Cost Reimbursement	0	0	45	9,575	45	41.284	9,575	69.470
Time & Material	0	0	0	0	0	0.000	0	0.000
Labor Hour	0	0	0	0	0	0.000	0	0.000
Type of Contractor								
Business Concerns	1	28	64	10,627	65	59.633	10,655	77.305
Educational & Non-Profit	0	0	6	609	6	5.505	609	4.418
State/Local Government	0	0	0	0	0	0.000	0	0.000
Non-defined	0	0	38	2,519	38	34.862	2,519	18.276
Full and Open Competition (Post-CICA)								
Normal Full & Open Competition	0	0	53	6,454	53	48.624	6,454	46.826
Architect Engineering	0	0	0	0	0	0.000	0	0.000
Basic Research	0	0	0	0	0	0.000	0	0.000
Multiple Award	0	0	3	110	3	2.752	110	0.798
Alternate Source	0	0	0	0	0	0.000	0	0.000
Small Business Set-Aside	0	0	0	0	0	0.000	0	0.000
LSA Set-Aside	0	0	0	0	0	0.000	0	0.000
LSA/Small Business Set-Aside	0	0	0	0	0	0.000	0	0.000
Authority for Other Than Full and Open Competition (Post-CICA)								
Competitive								
Only One Source	0	0	0	0	0	0.000	0	0.000
Follow-on Contracts	0	0	0	0	0	0.000	0	0.000
Other	0	0	0	0	0	0.000	0	0.000
Unusual & Compelling Urgency	0	0	0	0	0	0.000	0	0.000
Mobilization/Essential R&D	0	0	0	0	0	0.000	0	0.000
International Agreement	0	0	0	0	0	0.000	0	0.000
National Security	0	0	0	0	0	0.000	0	0.000
Public Interest	0	0	0	0	0	0.000	0	0.000
Non-Competitive								
Only One Source	0	0	28	1,914	28	25.688	1,914	13.887
Follow-on Contracts	0	0	1	320	1	0.917	320	2.322
Other	0	0	3	259	3	2.752	259	1.879
Unusual & Compelling Urgency	0	0	0	0	0	0.000	0	0.000
Mobilization/Essential R&D	0	0	0	0	0	0.000	0	0.000
International Agreement	0	0	0	0	0	0.000	0	0.000
National Security	0	0	0	0	0	0.000	0	0.000
Public Interest	0	0	0	0	0	0.000	0	0.000
Not Available for Competition	0	0	20	4,698	20	18.349	4,698	34.085
Synopsis of Procurement Prior to Award								
Synopsized Prior to Award	1	28	64	8,228	65	59.633	8,256	59.900
Not Synopsized due to Emergency	0	0	1	319	1	0.917	319	2.314
Not Synopsized for Other Reasons	0	0	43	5,208	43	39.450	5,208	37.786
Women Owned Business	0	0	6	1,092	6	5.505	1,092	7.923
Full and Open with Only One Bidder/Offeror	0	0	10	2,213	10	9.174	2,213	16.056

FEDERAL PROCUREMENT DATA SYSTEM
PENNSYLVANIA AVENUE DEVELOPMENT CORP SNAPSHOT REPORT

Actions Reported in Summary on SF281
 Fiscal Year 1988 Through Fourth Quarter

Part I - Total Prime Acquisition Actions

Acquisition Method	Number of Actions	Net Dollar Amount (000)				
		Total	Small Business Concerns	Large Business Concerns	Educational & Non-Profit Institutions	Outside U.S./Outlying Areas
1. Total (2+7+8)	207	479,132				
2. Subtotal (3+4+5+6)	207	479,132	235,344	232,778	11,010	0
3. Formally Advertised (Including 2 Step)	0	0	0	0	0	0
4. Negotiated Competitive	77	333,983	203,333	130,650	0	0
5. Negotiated Non-Competitive	115	102,709	32,011	63,255	7,443	0
6. Procurement Under Another Agency's Contracts	15	42,440	0	38,873	3,567	0
6A. GSA Schedules	13	38,873	0	38,873	0	0
6B. Another Agency's Contracts	2	3,567	0	0	3,567	0
7. Directed Contracts For Foreign Governments	0	0	0	0	0	0
8. Tariff Or Regulated Acquisitions	0	0	0	0	0	0

Part II - Statistics on Selected Types of Acquisition

Type of Acquisition	Number of Actions	Net Dollar Amount (000)
9. Small Business Total Set-Asides	0	0
10. Small Business Partial Set-Asides	0	0
11. Total Labor Surplus Area Set-Asides	0	0
12. Total Labor Surplus Area/Small Business Set-Asides	0	0
13. Acquisitions From Minority and Disadvantaged Business Enterprises (13A + 13B)	0	0
13A. Directed to Large Or Small Minority Business Enterprises	0	0
13B. Small Business - Disadvantaged 8(A)	0	0
14. Women-Owned Business	0	0

PENNSYLVANIA AVENUE DEVELOPMENT CORP SNAPSHOT REPORT

Actions Reported Individually on SF279
 Fiscal Year 1988 Through Fourth Quarter

	PRE-CICA		POST-CICA		PRE- & POST-CICA			
	Actions	Dollars (000)	Actions	Dollars (000)	Actions	Percents of Actions	Dollars (000)	Percentage of Dollars (000)
Total	2	664	6	1,153	8	100.000	1,817	100.000
Subject To Statutory Requirements								
Walsh Healy Act - Mfg	0	0	0	0	0	0.000	0	0.000
Walsh Healy Act - Dealer	0	0	0	0	0	0.000	0	0.000
Service Contract Act	1	194	0	0	1	12.500	194	10.677
Davis Bacon Act	0	0	4	1,026	4	50.000	1,026	56.467
Not subject to Above 3 Acts	1	470	2	127	3	37.500	597	32.856
Kind of Contract Action								
Initial Letter Contract	0	0	0	0	0	0.000	0	0.000
Def. Cont. Superseding Letter Contract	0	0	0	0	0	0.000	0	0.000
New Definitive Contract	2	664	6	1,153	8	100.000	1,817	100.000
Order Under Agency's Contract	0	0	0	0	0	0.000	0	0.000
Modification	0	0	0	0	0	0.000	0	0.000
GSA Schedule	0	0	0	0	0	0.000	0	0.000
Order Under Other Agency's Contract	0	0	0	0	0	0.000	0	0.000
Termination for Default	0	0	0	0	0	0.000	0	0.000
Termination for Convenience	0	0	0	0	0	0.000	0	0.000
Labor Surplus Area (LSA)								
Total Set-Aside	0	0	0	0	0	0.000	0	0.000
Partial Set-Aside (DOD contracts)	0	0	0	0	0	0.000	0	0.000
Tie Bid Preference	0	0	0	0	0	0.000	0	0.000
Total LSA/Small Bus. Set-Aside	0	0	0	0	0	0.000	0	0.000
Comb. Sm. Bus. Partial LSA (DOD contracts)	0	0	0	0	0	0.000	0	0.000
Subtotal:	0	0	0	0	0	0.000	0	0.000
LSA No Preference Given	2	664	6	1,153	8	100.000	1,817	100.000
Product or Service								
Supplies & Equipment	0	0	1	88	1	12.500	88	4.843
Research & Development	0	0	0	0	0	0.000	0	0.000
Construction	0	0	4	1,026	4	50.000	1,026	56.467
Architect Engineering	1	470	0	0	1	12.500	470	25.867
Automatic Data Processing Services	0	0	0	0	0	0.000	0	0.000
ADP Equipment, Purchase & Lease	0	0	0	0	0	0.000	0	0.000
Real Property, Purchase & Lease	0	0	0	0	0	0.000	0	0.000
Other Services	1	194	1	39	2	25.000	233	12.823

FEDERAL PROCUREMENT DATA SYSTEM

PENNSYLVANIA AVENUE DEVELOPMENT CORP SNAPSHOT REPORT

Actions Reported Individually on SF279

Fiscal Year 1988 Through Fourth Quarter

	PRE-CICA		POST-CICA		PRE-& POST-CICA			
	Actions	Dollars (000)	Actions	Dollars (000)	Actions	Percentage of Actions	Dollars (000)	Percentage of Dollars (000)
Methods of Contracting (Pre-CICA)								
2-step Formal Advertising	0	0	0	0	0	0.000	0	0.000
Other Formal Advertising	0	0	0	0	0	0.000	0	0.000
Negotiated Competitive	0	0	0	0	0	0.000	0	0.000
Negotiated Non-Competitive	1	470	0	0	1	12.500	470	25.867
Directed for Foreign Governments	0	0	0	0	0	0.000	0	0.000
Tariff or Regulated	0	0	0	0	0	0.000	0	0.000
8(a) Awards	1	194	0	0	1	12.500	194	10.677
Brand Name For Resale	0	0	0	0	0	0.000	0	0.000
Small Business Awards								
Small Business No Preference	0	0	0	0	0	0.000	0	0.000
Total Set-Asides	0	0	0	0	0	0.000	0	0.000
Partial Set-Asides	0	0	0	0	0	0.000	0	0.000
8(a) Awards	1	194	1	41	2	25.000	235	12.933
Subtotal:	1	194	1	41	2	25.000	235	12.933
Type of Contract								
Fixed Price	2	664	6	1,153	8	100.000	1,817	100.000
Cost Reimbursement	0	0	0	0	0	0.000	0	0.000
Time & Material	0	0	0	0	0	0.000	0	0.000
Labor Hour	0	0	0	0	0	0.000	0	0.000
Type of Contractor								
Business Concerns	2	664	6	1,153	8	100.000	1,817	100.000
Educational & Non-Profit	0	0	0	0	0	0.000	0	0.000
State/Local Government	0	0	0	0	0	0.000	0	0.000
Non-defined	0	0	0	0	0	0.000	0	0.000
Full and Open Competition (Post-CICA)								
Normal Full & Open Competition	0	0	3	1,037	3	37.500	1,037	57.072
Architect Engineering	0	0	0	0	0	0.000	0	0.000
Basic Research	0	0	0	0	0	0.000	0	0.000
Multiple Award	0	0	0	0	0	0.000	0	0.000
Alternate Source	0	0	0	0	0	0.000	0	0.000
Small Business Set-Aside	0	0	0	0	0	0.000	0	0.000
LSA Set-Aside	0	0	0	0	0	0.000	0	0.000
LSA/Small Business Set-Aside	0	0	0	0	0	0.000	0	0.000
Authority for Other Than Full and Open Competition (Post-CICA)								
Competitive								
Only One Source	0	0	0	0	0	0.000	0	0.000
Follow-on Contracts	0	0	1	39	1	12.500	39	2.146
Other	0	0	0	0	0	0.000	0	0.000
Unusual & Compelling Urgency	0	0	1	36	1	12.500	36	1.981
Mobilization/Essential R&D	0	0	0	0	0	0.000	0	0.000
International Agreement	0	0	0	0	0	0.000	0	0.000
National Security	0	0	0	0	0	0.000	0	0.000
Public Interest	0	0	0	0	0	0.000	0	0.000
Non-Competitive								
Only One Source	0	0	0	0	0	0.000	0	0.000
Follow-on Contracts	0	0	0	0	0	0.000	0	0.000
Other	0	0	0	0	0	0.000	0	0.000
Unusual & Compelling Urgency	0	0	0	0	0	0.000	0	0.000
Mobilization/Essential R&D	0	0	0	0	0	0.000	0	0.000
International Agreement	0	0	0	0	0	0.000	0	0.000
National Security	0	0	0	0	0	0.000	0	0.000
Public Interest	0	0	0	0	0	0.000	0	0.000
Not Available for Competition	1	194	1	41	2	25.000	235	12.933
Synopsis of Procurement Prior to Award								
Synopsized Prior to Award	1	470	2	949	3	37.500	1,419	78.096
Not Synopsized due to Emergency	0	0	1	88	1	12.500	88	4.843
Not Synopsized for Other Reasons	1	194	3	116	4	50.000	310	17.061
Women Owned Business	1	194	0	0	1	12.500	194	10.677
Full and Open with Only One Bidder/Offerer	0	0	0	0	0	0.000	0	0.000

FEDERAL PROCUREMENT DATA SYSTEM

RAILROAD RETIREMENT BOARD SNAPSHOT REPORT

Actions Reported in Summary on SF281

Fiscal Year 1988 Through Fourth Quarter

Part I - Total Prime Acquisition Actions

Acquisition Method	Number of Actions	Net Dollar Amount (000)				
		Total	Small Business Concerns	Large Business Concerns	Educational & Non-Profit Institutions	Outside U.S./ Outlying Areas
1. Total (2+7+8)	2,571	3,413				
2. Subtotal (3+4+5+6)	2,571	3,413				
3. Formally Advertised (Including 2 Step)	0	0	1,297	2,107	9	0
4. Negotiated Competitive	380	798	0	0	0	0
5. Negotiated Non-Competitive	1,576	1,227	359	439	0	0
6. Procurement Under Another Agency's Contracts	615	1,388	615	603	9	0
6A. GSA Schedules	543	1,339	323	1,065	0	0
6B. Another Agency's Contracts	72	49	301	1,038	0	0
7. Directed Contracts For Foreign Governments	0	0	22	27	0	0
8. Tariff Or Regulated Acquisitions	0	0				

Part II - Statistics on Selected Types of Acquisition

Type of Acquisition	Number of Actions	Net Dollar Amount (000)
9. Small Business Total Set-Asides	0	0
10. Small Business Partial Set-Asides	0	0
11. Total Labor Surplus Area Set-Asides	0	0
12. Total Labor Surplus Area/Small Business Set-Asides	0	0
13. Acquisitions From Minority and Disadvantaged Business Enterprises (13A + 13B)	0	0
13A. Directed to Large Or Small Minority Business Enterprises	0	0
13B. Small Business - Disadvantaged 8(A)	0	0
14. Women-Owned Business	0	0

RAILROAD RETIREMENT BOARD SNAPSHOT REPORT

Actions Reported Individually on SF279

Fiscal Year 1988 Through Fourth Quarter

	PRE-CICA		POST-CICA		PRE- & POST-CICA			
	Actions	Dollars (000)	Actions	Dollars (000)	Actions	Percents of Actions	Dollars (000)	Percentage of Dollars (000)
Total	9	916	46	3,422	55	100.000	4,338	100.000
Subject To Statutory Requirements								
Walsh Healy Act - Mfg	8	863	17	1,253	25	45.455	2,116	48.778
Walsh Healy Act - Dealer	0	0	1	30	1	1.818	30	0.692
Service Contract Act	1	53	12	1,036	13	23.636	1,089	25.104
Davis Bacon Act	0	0	0	0	0	0.000	0	0.000
Not subject to Above 3 Acts	0	0	16	1,103	16	29.091	1,103	25.426
Kind of Contract Action								
Initial Letter Contract	0	0	1	289	1	1.818	289	6.662
Def. Cont. Superseding Letter Contract	0	0	0	0	0	0.000	0	0.000
New Definitive Contract	0	0	9	635	9	16.364	635	14.638
Order Under Agency's Contract	0	0	0	0	0	0.000	0	0.000
Modification	2	182	18	1,312	20	36.364	1,494	34.440
GSA Schedule	7	734	18	1,186	25	45.455	1,920	44.260
Order Under Other Agency's Contract	0	0	0	0	0	0.000	0	0.000
Termination for Default	0	0	0	0	0	0.000	0	0.000
Termination for Convenience	0	0	0	0	0	0.000	0	0.000
Labor Surplus Area (LSA)								
Total Set-Aside	1	53	0	0	1	1.818	53	1.222
Partial Set-Aside (DOD contracts)	0	0	0	0	0	0.000	0	0.000
Tie Bid Preference	0	0	0	0	0	0.000	0	0.000
Total LSA/Small Bus. Set-Aside	0	0	0	0	0	0.000	0	0.000
Comb. Sm. Bus. Partial LSA (DOD contracts)	0	0	0	0	0	0.000	0	0.000
Subtotal:	1	53	0	0	1	1.818	53	1.222
LSA No Preference Given	8	863	46	3,422	54	98.182	4,285	98.778
Product or Service								
Supplies & Equipment	7	734	1	30	8	14.545	764	17.612
Research & Development	0	0	0	0	0	0.000	0	0.000
Construction	0	0	0	0	0	0.000	0	0.000
Architect Engineering	0	0	0	0	0	0.000	0	0.000
Automatic Data Processing Services	0	0	6	606	6	10.909	606	13.970
ADP Equipment, Purchase & Lease	1	129	8	438	9	16.364	567	13.071
Real Property, Purchase & Lease	0	0	0	0	0	0.000	0	0.000
Other Services	1	53	31	2,348	32	58.182	2,401	55.348

FEDERAL PROCUREMENT DATA SYSTEM
RAILROAD RETIREMENT BOARD SNAPSHOT REPORT
 Actions Reported Individually on SF279
 Fiscal Year 1988 Through Fourth Quarter

	PRE-CICA		POST-CICA		PRE-& POST-CICA			
	Actions	Dollars (000)	Actions	Dollars (000)	Actions	Percentage of Actions	Dollars (000)	Percentage of Dollars (000)
Methods of Contracting (Pre-CICA)								
2-step Formal Advertising	0	0	0	0	0	0.000	0	0.000
Other Formal Advertising	0	0	0	0	0	0.000	0	0.000
Negotiated Competitive	9	916	0	0	9	16.364	916	21.116
Negotiated Non-Competitive	0	0	0	0	0	0.000	0	0.000
Directed for Foreign Governments	0	0	0	0	0	0.000	0	0.000
Tariff or Regulated	0	0	0	0	0	0.000	0	0.000
8(a) Awards	0	0	0	0	0	0.000	0	0.000
Brand Name For Resale	0	0	0	0	0	0.000	0	0.000
Small Business Awards								
Small Business No Preference	0	0	13	919	13	23.636	919	21.185
Total Set-Asides	0	0	0	0	0	0.000	0	0.000
Partial Set-Asides	0	0	0	0	0	0.000	0	0.000
8(a) Awards	0	0	1	80	1	1.818	80	1.844
Subtotal:	0	0	14	999	14	25.455	999	23.029
Type of Contract								
Fixed Price	9	916	46	3,422	55	100.000	4,338	100.000
Cost Reimbursement	0	0	0	0	0	0.000	0	0.000
Time & Material	0	0	0	0	0	0.000	0	0.000
Labor Hour	0	0	0	0	0	0.000	0	0.000
Type of Contractor								
Business Concerns	9	916	46	3,422	55	100.000	4,338	100.000
Educational & Non-Profit	0	0	0	0	0	0.000	0	0.000
State/Local Government	0	0	0	0	0	0.000	0	0.000
Non-defined	0	0	0	0	0	0.000	0	0.000
Full and Open Competition (Post-CICA)								
Normal Full & Open Competition	0	0	14	924	14	25.455	924	21.300
Architect Engineering	0	0	0	0	0	0.000	0	0.000
Basic Research	0	0	0	0	0	0.000	0	0.000
Multiple Award	0	0	18	1,186	18	32.727	1,186	27.340
Alternate Source	0	0	0	0	0	0.000	0	0.000
Small Business Set-Aside	0	0	0	0	0	0.000	0	0.000
LSA Set-Aside	0	0	0	0	0	0.000	0	0.000
LSA/Small Business Set-Aside	0	0	0	0	0	0.000	0	0.000
Authority for Other Than Full and Open Competition (Post-CICA)								
Competitive								
Only One Source	0	0	1	144	1	1.818	144	3.320
Follow-on Contracts	0	0	0	0	0	0.000	0	0.000
Other	0	0	0	0	0	0.000	0	0.000
Unusual & Compelling Urgency	0	0	0	0	0	0.000	0	0.000
Mobilization/Essential R&D	0	0	0	0	0	0.000	0	0.000
International Agreement	0	0	0	0	0	0.000	0	0.000
National Security	0	0	0	0	0	0.000	0	0.000
Public Interest	0	0	3	267	3	5.455	267	6.155
Non-Competitive								
Only One Source	0	0	0	0	0	0.000	0	0.000
Follow-on Contracts	0	0	0	0	0	0.000	0	0.000
Other	0	0	3	351	3	5.455	351	8.091
Unusual & Compelling Urgency	0	0	0	0	0	0.000	0	0.000
Mobilization/Essential R&D	0	0	0	0	0	0.000	0	0.000
International Agreement	0	0	0	0	0	0.000	0	0.000
National Security	0	0	0	0	0	0.000	0	0.000
Public Interest	0	0	0	0	0	0.000	0	0.000
Not Available for Competition	0	0	7	550	7	12.727	550	12.679
Synopsis of Procurement Prior to Award								
Synopsized Prior to Award	0	0	17	1,348	17	30.909	1,348	31.074
Not Synopsized due to Emergency	0	0	0	0	0	0.000	0	0.000
Not Synopsized for Other Reasons	9	916	29	2,074	38	69.091	2,990	68.926
Women Owned Business	0	0	0	0	0	0.000	0	0.000
Full and Open with Only One Bidder/Officer	0	0	1	81	1	1.818	81	1.867

FEDERAL PROCUREMENT DATA SYSTEM
SECURITIES EXCHANGE COMMISSION SNAPSHOT REPORT
 Actions Reported in Summary on SF281
 Fiscal Year 1988 Through Fourth Quarter

Part I - Total Prime Acquisition Actions

Acquisition Method	Number of Actions	Net Dollar Amount (000)				
		Total	Small Business Concerns	Large Business Concerns	Educational & Non-Profit Institutions	Outside U.S./ Outlying Areas
1. Total (2+7+8)	2,009	5,212				
2. Subtotal (3+4+5+6)	2,009	5,212				
3. Formally Advertised (Including 2 Step)	0	0	2,517	1,916	779	0
4. Negotiated Competitive	363	1,881	0	0	0	0
5. Negotiated Non-Competitive	1,235	1,068	1,269	612	0	0
6. Procurement Under Another Agency's Contracts	411	2,263	652	416	0	0
6A. GSA Schedules	385	1,484	596	888	779	0
6B. Another Agency's Contracts	26	779	0	888	0	0
7. Directed Contracts For Foreign Governments	0	0	0	0	779	0
8. Tariff Or Regulated Acquisitions	0	0				

Part II - Statistics on Selected Types of Acquisition

Type of Acquisition	Number of Actions	Net Dollar Amount (000)
9. Small Business Total Set-Asides	0	0
10. Small Business Partial Set-Asides	0	0
11. Total Labor Surplus Area Set-Asides	0	0
12. Total Labor Surplus Area/Small Business Set-Asides	0	0
13. Acquisitions From Minority and Disadvantaged Business Enterprises (13A + 13B)	0	0
13A. Directed to Large Or Small Minority Business Enterprises	0	0
13B. Small Business - Disadvantaged 8(A)	0	0
14. Women-Owned Business	0	0

SECURITIES EXCHANGE COMMISSION SNAPSHOT REPORT

Actions Reported Individually on SF279

Fiscal Year 1988 Through Fourth Quarter

	PRE-CICA		POST-CICA		PRE- & POST-CICA			
	Actions	Dollars (000)	Actions	Dollars (000)	Actions	Percents of Actions	Dollars (000)	Percentage of Dollars (000)
Total	0	0	63	9,808	63	100.000	9,808	100.000
Subject To Statutory Requirements								
Walsh Healy Act - Mfg	0	0	9	1,037	9	14.286	1,037	10.573
Walsh Healy Act - Dealer	0	0	29	4,433	29	46.032	4,433	45.198
Service Contract Act	0	0	17	3,302	17	26.984	3,302	33.666
Davis Bacon Act	0	0	0	0	0	0.000	0	0.000
Not subject to Above 3 Acts	0	0	8	1,036	8	12.698	1,036	10.563
Kind of Contract Action								
Initial Letter Contract	0	0	1	30	1	1.587	30	0.306
Def. Cont. Superseding Letter Contract	0	0	1	50	1	1.587	50	0.510
New Definitive Contract	0	0	11	1,048	11	17.460	1,048	10.685
Order Under Agency's Contract	0	0	16	3,440	16	25.397	3,440	35.073
Modification	0	0	7	2,781	7	11.111	2,781	28.354
GSA Schedule	0	0	25	1,794	25	39.683	1,794	18.291
Order Under Other Agency's Contract	0	0	2	665	2	3.175	665	6.780
Termination for Default	0	0	0	0	0	0.000	0	0.000
Termination for Convenience	0	0	0	0	0	0.000	0	0.000
Labor Surplus Area (LSA)								
Total Set-Aside	0	0	0	0	0	0.000	0	0.000
Partial Set-Aside (DOD contracts)	0	0	0	0	0	0.000	0	0.000
Tie Bid Preference	0	0	1	26	1	1.587	26	0.265
Total LSA/Small Bus. Set-Aside	0	0	2	135	2	3.175	135	1.376
Comb. Sm. Bus. Partial LSA (DOD contracts)	0	0	0	0	0	0.000	0	0.000
Subtotal:	0	0	3	161	3	4.762	161	1.642
LSA No Preference Given	0	0	60	9,647	60	95.238	9,647	98.358
Product or Service								
Supplies & Equipment	0	0	8	434	8	12.698	434	4.425
Research & Development	0	0	0	0	0	0.000	0	0.000
Construction	0	0	0	0	0	0.000	0	0.000
Architect Engineering	0	0	0	0	0	0.000	0	0.000
Automatic Data Processing Services	0	0	8	2,463	8	12.698	2,463	25.112
ADP Equipment, Purchase & Lease	0	0	34	5,630	34	53.968	5,630	57.402
Real Property, Purchase & Lease	0	0	0	0	0	0.000	0	0.000
Other Services	0	0	13	1,281	13	20.635	1,281	13.061

FEDERAL PROCUREMENT DATA SYSTEM
SECURITIES EXCHANGE COMMISSION SNAPSHOT REPORT

Actions Reported Individually on SF279
 Fiscal Year 1988 Through Fourth Quarter

	PRE-CICA		POST-CICA		PRE- & POST-CICA			
	Actions	Dollars (000)	Actions	Dollars (000)	Actions	Percentage of Actions	Dollars (000)	Percentage of Dollars (000)
Methods of Contracting (Pre-CICA)								
2-step Formal Advertising	0	0	0	0	0	0.000	0	0.000
Other Formal Advertising	0	0	0	0	0	0.000	0	0.000
Negotiated Competitive	0	0	0	0	0	0.000	0	0.000
Negotiated Non-Competitive	0	0	0	0	0	0.000	0	0.000
Directed for Foreign Governments	0	0	0	0	0	0.000	0	0.000
Tariff or Regulated	0	0	0	0	0	0.000	0	0.000
8(a) Awards	0	0	0	0	0	0.000	0	0.000
Brand Name For Resale	0	0	0	0	0	0.000	0	0.000
Small Business Awards								
Small Business No Preference	0	0	11	595	11	17.460	595	6.066
Total Set-Asides	0	0	1	78	1	1.587	78	0.795
Partial Set-Asides	0	0	0	0	0	0.000	0	0.000
8(a) Awards	0	0	19	3,747	19	30.159	3,747	38.204
Subtotal:	0	0	31	4,420	31	49.206	4,420	45.065
Type of Contract								
Fixed Price	0	0	55	7,351	55	87.302	7,351	74.949
Cost Reimbursement	0	0	3	2,070	3	4.762	2,070	21.105
Time & Material	0	0	0	0	0	0.000	0	0.000
Labor Hour	0	0	5	387	5	7.937	387	3.946
Type of Contractor								
Business Concerns	0	0	62	9,739	62	98.413	9,739	99.296
Educational & Non-Profit	0	0	1	69	1	1.587	69	0.704
State/Local Government	0	0	0	0	0	0.000	0	0.000
Non-defined	0	0	0	0	0	0.000	0	0.000
Full and Open Competition (Post-CICA)								
Normal Full & Open Competition	0	0	6	1,097	6	9.524	1,097	11.185
Architect Engineering	0	0	0	0	0	0.000	0	0.000
Basic Research	0	0	0	0	0	0.000	0	0.000
Multiple Award	0	0	24	1,711	24	38.095	1,711	17.445
Alternate Source	0	0	0	0	0	0.000	0	0.000
Small Business Set-Aside	0	0	1	78	1	1.587	78	0.795
LSA Set-Aside	0	0	0	0	0	0.000	0	0.000
LSA/Small Business Set-Aside	0	0	0	0	0	0.000	0	0.000
Authority for Other Than Full and Open Competition (Post-CICA)								
Competitive								
Only One Source	0	0	0	0	0	0.000	0	0.000
Follow-on Contracts	0	0	0	0	0	0.000	0	0.000
Other	0	0	0	0	0	0.000	0	0.000
Unusual & Compelling Urgency	0	0	0	0	0	0.000	0	0.000
Mobilization/Essential R&D	0	0	0	0	0	0.000	0	0.000
International Agreement	0	0	0	0	0	0.000	0	0.000
National Security	0	0	0	0	0	0.000	0	0.000
Public Interest	0	0	0	0	0	0.000	0	0.000
Non-Competitive								
Only One Source	0	0	2	112	2	3.175	112	1.142
Follow-on Contracts	0	0	5	2,697	5	7.937	2,697	27.498
Other	0	0	2	174	2	3.175	174	1.774
Unusual & Compelling Urgency	0	0	3	134	3	4.762	134	1.366
Mobilization/Essential R&D	0	0	0	0	0	0.000	0	0.000
International Agreement	0	0	0	0	0	0.000	0	0.000
National Security	0	0	0	0	0	0.000	0	0.000
Public Interest	0	0	0	0	0	0.000	0	0.000
Not Available for Competition	0	0	20	3,805	20	31.746	3,805	38.795
Synopsis of Procurement Prior to Award								
Synopsized Prior to Award	0	0	22	4,589	22	34.921	4,589	46.788
Not Synopsized due to Emergency	0	0	2	112	2	3.175	112	1.142
Not Synopsized for Other Reasons	0	0	39	5,107	39	61.905	5,107	52.070
Women Owned Business	0	0	1	433	1	1.587	433	4.415
Full and Open with Only One Bidder/Offeror	0	0	8	917	8	12.698	917	9.350

FEDERAL PROCUREMENT DATA SYSTEM
SELECTIVE SERVICE SYSTEM SNAPSHOT REPORT

Actions Reported in Summary on SF281
 Fiscal Year 1988 Through Fourth Quarter

Part I - Total Prime Acquisition Actions

Acquisition Method	Number of Actions	Net Dollar Amount (000)				
		Total	Small Business Concerns	Large Business Concerns	Educational & Non-Profit Institutions	Outside U.S./Outlying Areas
1. Total (2+7+8)	1,189	1,098				
2. Subtotal (3+4+5+6)	1,189	1,098				
3. Formally Advertised (Including 2 Step)	0	0	485	608	5	0
4. Negotiated Competitive	509	365	0	0	0	0
5. Negotiated Non-Competitive	369	222	242	122	1	0
6. Procurement Under Another Agency's Contracts	311	222	111	107	4	0
6A. GSA Schedules	242	457	132	379	0	0
6B. Another Agency's Contracts	69	54	121	336	0	0
7. Directed Contracts For Foreign Governments	0	0	11	43	0	0
8. Tariff Or Regulated Acquisitions	0	0				

Part II - Statistics on Selected Types of Acquisition

Type of Acquisition	Number of Actions	Net Dollar Amount (000)
9. Small Business Total Set-Asides	0	0
10. Small Business Partial Set-Asides	0	0
11. Total Labor Surplus Area Set-Asides	0	0
12. Total Labor Surplus Area/Small Business Set-Asides	0	0
13. Acquisitions From Minority and Disadvantaged Business Enterprises (13A + 13B)	0	0
13A. Directed to Large Or Small Minority Business Enterprises	23	20
13B. Small Business - Disadvantaged 8(A)	22	19
14. Women-Owned Business	1	1
	61	49

SELECTIVE SERVICE SYSTEM SNAPSHOT REPORT

Actions Reported Individually on SF279
 Fiscal Year 1988 Through Fourth Quarter

	PRE-CICA		POST-CICA		PRE- & POST-CICA			
	Actions	Dollars (000)	Actions	Dollars (000)	Actions	Percents of Actions	Dollars (000)	Percentage of Dollars (000)
Total	0	0	7	336	7	100.000	336	100.000
Subject To Statutory Requirements								
Waish Healy Act - Mfg	0	0	0	0	0	0.000	0	0.000
Waish Healy Act - Dealer	0	0	0	0	0	0.000	0	0.000
Service Contract Act	0	0	7	336	7	100.000	336	100.000
Davis Bacon Act	0	0	0	0	0	0.000	0	0.000
Not subject to Above 3 Acts	0	0	0	0	0	0.000	0	0.000
Kind of Contract Action								
Initial Letter Contract	0	0	0	0	0	0.000	0	0.000
Def. Cont. Superseding Letter Contract	0	0	0	0	0	0.000	0	0.000
New Definitive Contract	0	0	2	99	2	28.571	99	29.464
Order Under Agency's Contract	0	0	3	166	3	42.857	166	49.405
Modification	0	0	0	0	0	0.000	0	0.000
GSA Schedule	0	0	2	71	2	28.571	71	21.131
Order Under Other Agency's Contract	0	0	0	0	0	0.000	0	0.000
Termination for Default	0	0	0	0	0	0.000	0	0.000
Termination for Convenience	0	0	0	0	0	0.000	0	0.000
Labor Surplus Area (LSA)								
Total Set-Aside	0	0	0	0	0	0.000	0	0.000
Partial Set-Aside (DOD contracts)	0	0	0	0	0	0.000	0	0.000
Tie Bid Preference	0	0	0	0	0	0.000	0	0.000
Total LSA/Small Bus. Set-Aside	0	0	0	0	0	0.000	0	0.000
Comb. Sm. Bus. Partial LSA (DOD contracts)	0	0	0	0	0	0.000	0	0.000
Subtotal:	0	0	0	0	0	0.000	0	0.000
LSA No Preference Given	0	0	7	336	7	100.000	336	100.000
Product or Service								
Supplies & Equipment	0	0	0	0	0	0.000	0	0.000
Research & Development	0	0	0	0	0	0.000	0	0.000
Construction	0	0	0	0	0	0.000	0	0.000
Architect Engineering	0	0	0	0	0	0.000	0	0.000
Automatic Data Processing Services	0	0	0	0	0	0.000	0	0.000
ADP Equipment, Purchase & Lease	0	0	1	38	1	14.286	38	11.310
Real Property, Purchase & Lease	0	0	0	0	0	0.000	0	0.000
Other Services	0	0	6	298	6	85.714	298	88.690

FEDERAL PROCUREMENT DATA SYSTEM
SELECTIVE SERVICE SYSTEM SNAPSHOT REPORT
 Actions Reported Individually on SF279
 Fiscal Year 1988 Through Fourth Quarter

	PRE-CICA		POST-CICA		PRE- & POST-CICA			
	Actions	Dollars (000)	Actions	Dollars (000)	Actions	Percentage of Actions	Dollars (000)	Percentage of Dollars (000)
Methods of Contracting (Pre-CICA)								
2-step Formal Advertising	0	0	0	0	0	0.000	0	0.000
Other Formal Advertising	0	0	0	0	0	0.000	0	0.000
Negotiated Competitive	0	0	0	0	0	0.000	0	0.000
Negotiated Non-Competitive	0	0	0	0	0	0.000	0	0.000
Directed for Foreign Governments	0	0	0	0	0	0.000	0	0.000
Tariff or Regulated	0	0	0	0	0	0.000	0	0.000
8(a) Awards	0	0	0	0	0	0.000	0	0.000
Brand Name For Resale	0	0	0	0	0	0.000	0	0.000
Small Business Awards								
Small Business No Preference	0	0	1	27	1	14.286	27	8.036
Total Set-Asides	0	0	0	0	0	0.000	0	0.000
Partial Set-Asides	0	0	0	0	0	0.000	0	0.000
8(a) Awards	0	0	0	0	0	0.000	0	0.000
Subtotal:	0	0	1	27	1	14.286	27	8.036
Type of Contract								
Fixed Price	0	0	7	336	7	100.000	336	100.000
Cost Reimbursement	0	0	0	0	0	0.000	0	0.000
Time & Material	0	0	0	0	0	0.000	0	0.000
Labor Hour	0	0	0	0	0	0.000	0	0.000
Type of Contractor								
Business Concerns	0	0	7	336	7	100.000	336	100.000
Educational & Non-Profit	0	0	0	0	0	0.000	0	0.000
State/Local Government	0	0	0	0	0	0.000	0	0.000
Non-defined	0	0	0	0	0	0.000	0	0.000
Full and Open Competition (Post-CICA)								
Normal Full & Open Competition	0	0	3	166	3	42.857	166	49.405
Architect Engineering	0	0	0	0	0	0.000	0	0.000
Basic Research	0	0	0	0	0	0.000	0	0.000
Multiple Award	0	0	2	71	2	28.571	71	21.131
Alternate Source	0	0	0	0	0	0.000	0	0.000
Small Business Set-Aside	0	0	0	0	0	0.000	0	0.000
LSA Set-Aside	0	0	0	0	0	0.000	0	0.000
LSA/Small Business Set-Aside	0	0	0	0	0	0.000	0	0.000
Authority for Other Than Full and Open Competition (Post-CICA)								
Competitive								
Only One Source	0	0	0	0	0	0.000	0	0.000
Follow-on Contracts	0	0	1	27	1	14.286	27	8.036
Other	0	0	0	0	0	0.000	0	0.000
Unusual & Compelling Urgency	0	0	0	0	0	0.000	0	0.000
Mobilization/Essential R&D	0	0	0	0	0	0.000	0	0.000
International Agreement	0	0	0	0	0	0.000	0	0.000
National Security	0	0	0	0	0	0.000	0	0.000
Public Interest	0	0	0	0	0	0.000	0	0.000
Non-Competitive								
Only One Source	0	0	0	0	0	0.000	0	0.000
Follow-on Contracts	0	0	0	0	0	0.000	0	0.000
Other	0	0	0	0	0	0.000	0	0.000
Unusual & Compelling Urgency	0	0	0	0	0	0.000	0	0.000
Mobilization/Essential R&D	0	0	0	0	0	0.000	0	0.000
International Agreement	0	0	0	0	0	0.000	0	0.000
National Security	0	0	0	0	0	0.000	0	0.000
Public Interest	0	0	0	0	0	0.000	0	0.000
Not Available for Competition	0	0	1	72	1	14.286	72	21.429
Synopsis of Procurement Prior to Award								
Synopsized Prior to Award	0	0	3	166	3	42.857	166	49.405
Not Synopsized due to Emergency	0	0	0	0	0	0.000	0	0.000
Not Synopsized for Other Reasons	0	0	4	170	4	57.143	170	50.595
Women Owned Business	0	0	0	0	0	0.000	0	0.000
Full and Open with Only One Bidder/Offeree	0	0	0	0	0	0.000	0	0.000

FEDERAL PROCUREMENT DATA SYSTEM
SELECTIVE SERVICE SYSTEM SNAPSHOT REPORT
 Actions Reported Individually on SF279
 Fiscal Year 1988 Through Fourth Quarter

	PRE-CICA		POST-CICA		PRE- & POST-CICA			
	Actions	Dollars (000)	Actions	Dollars (000)	Actions	Percentage of Actions	Dollars (000)	Percentage of Dollars (000)
Methods of Contracting (Pre-CICA)								
2-step Formal Advertising	0	0	0	0	0	0.000	0	0.000
Other Formal Advertising	0	0	0	0	0	0.000	0	0.000
Negotiated Competitive	0	0	0	0	0	0.000	0	0.000
Negotiated Non-Competitive	0	0	0	0	0	0.000	0	0.000
Directed for Foreign Governments	0	0	0	0	0	0.000	0	0.000
Tariff or Regulated	0	0	0	0	0	0.000	0	0.000
8(a) Awards	0	0	0	0	0	0.000	0	0.000
Brand Name For Resale	0	0	0	0	0	0.000	0	0.000
Small Business Awards								
Small Business No Preference	0	0	1	27	1	14.286	27	8.036
Total Set-Asides	0	0	0	0	0	0.000	0	0.000
Partial Set-Asides	0	0	0	0	0	0.000	0	0.000
8(a) Awards	0	0	0	0	0	0.000	0	0.000
Subtotal:	0	0	1	27	1	14.286	27	8.036
Type of Contract								
Fixed Price	0	0	7	336	7	100.000	336	100.000
Cost Reimbursement	0	0	0	0	0	0.000	0	0.000
Time & Material	0	0	0	0	0	0.000	0	0.000
Labor Hour	0	0	0	0	0	0.000	0	0.000
Type of Contractor								
Business Concerns	0	0	7	336	7	100.000	336	100.000
Educational & Non-Profit	0	0	0	0	0	0.000	0	0.000
State/Local Government	0	0	0	0	0	0.000	0	0.000
Non-defined	0	0	0	0	0	0.000	0	0.000
Full and Open Competition (Post-CICA)								
Normal Full & Open Competition	0	0	3	166	3	42.857	166	49.405
Architect Engineering	0	0	0	0	0	0.000	0	0.000
Basic Research	0	0	0	0	0	0.000	0	0.000
Multiple Award	0	0	2	71	2	28.571	71	21.131
Alternate Source	0	0	0	0	0	0.000	0	0.000
Small Business Set-Aside	0	0	0	0	0	0.000	0	0.000
LSA Set-Aside	0	0	0	0	0	0.000	0	0.000
LSA/Small Business Set-Aside	0	0	0	0	0	0.000	0	0.000
Authority for Other Than Full and Open Competition (Post-CICA)								
Competitive								
Only One Source	0	0	0	0	0	0.000	0	0.000
Follow-on Contracts	0	0	1	27	1	14.286	27	8.036
Other	0	0	0	0	0	0.000	0	0.000
Unusual & Compelling Urgency	0	0	0	0	0	0.000	0	0.000
Mobilization/Essential R&D	0	0	0	0	0	0.000	0	0.000
International Agreement	0	0	0	0	0	0.000	0	0.000
National Security	0	0	0	0	0	0.000	0	0.000
Public Interest	0	0	0	0	0	0.000	0	0.000
Non-Competitive								
Only One Source	0	0	0	0	0	0.000	0	0.000
Follow-on Contracts	0	0	0	0	0	0.000	0	0.000
Other	0	0	0	0	0	0.000	0	0.000
Unusual & Compelling Urgency	0	0	0	0	0	0.000	0	0.000
Mobilization/Essential R&D	0	0	0	0	0	0.000	0	0.000
International Agreement	0	0	0	0	0	0.000	0	0.000
National Security	0	0	0	0	0	0.000	0	0.000
Public Interest	0	0	0	0	0	0.000	0	0.000
Not Available for Competition	0	0	1	72	1	14.286	72	21.429
Synopsis of Procurement Prior to Award								
Synopsized Prior to Award	0	0	3	166	3	42.857	166	49.405
Not Synopsized due to Emergency	0	0	0	0	0	0.000	0	0.000
Not Synopsized for Other Reasons	0	0	4	170	4	57.143	170	50.595
Women Owned Business	0	0	0	0	0	0.000	0	0.000
Full and Open with Only One Bidder/Officer	0	0	0	0	0	0.000	0	0.000

FEDERAL PROCUREMENT DATA SYSTEM
SMALL BUSINESS ADMINISTRATION SNAPSHOT REPORT
 Actions Reported Individually on SF279
 Fiscal Year 1988 Through Fourth Quarter

	PRE-CICA		POST-CICA		PRE- & POST-CICA			
	Actions	Dollars (000)	Actions	Dollars (000)	Actions	Percentage of Actions	Dollars (000)	Percentage of Dollars (000)
Methods of Contracting (Pre-CICA)								
2-step Formal Advertising	0	0	0	0	0	0.000	0	0.000
Other Formal Advertising	0	0	0	0	0	0.000	0	0.000
Negotiated Competitive	2	3,200	0	0	2	1.299	3,200	17.346
Negotiated Non-Competitive	0	0	0	0	0	0.000	0	0.000
Directed for Foreign Governments	0	0	0	0	0	0.000	0	0.000
Tariff or Regulated	0	0	0	0	0	0.000	0	0.000
8(a) Awards	3	213	0	0	3	1.948	213	1.155
Brand Name For Resale	0	0	0	0	0	0.000	0	0.000
Small Business Awards								
Small Business No Preference	2	3,200	55	7,739	57	37.013	10,939	59.296
Total Set-Asides	0	0	3	201	3	1.948	201	1.090
Partial Set-Asides	0	0	0	0	0	0.000	0	0.000
8(a) Awards	3	213	29	1,634	32	20.779	1,847	10.012
Subtotal:	5	3,413	87	9,574	92	59.740	12,987	70.398
Type of Contract								
Fixed Price	5	3,413	128	13,391	133	86.364	16,804	91.088
Cost Reimbursement	0	0	21	1,644	21	13.636	1,644	8.912
Time & Material	0	0	0	0	0	0.000	0	0.000
Labor Hour	0	0	0	0	0	0.000	0	0.000
Type of Contractor								
Business Concerns	5	3,413	147	15,066	152	98.701	18,479	100.168
Educational & Non-Profit	0	0	2	-31	2	1.299	-31	-0.168
State/Local Government	0	0	0	0	0	0.000	0	0.000
Non-defined	0	0	0	0	0	0.000	0	0.000
Full and Open Competition (Post-CICA)								
Normal Full & Open Competition	0	0	36	5,402	36	23.377	5,402	29.282
Architect Engineering	0	0	0	0	0	0.000	0	0.000
Basic Research	0	0	0	0	0	0.000	0	0.000
Multiple Award	0	0	35	1,628	35	22.727	1,628	8.825
Alternate Source	0	0	0	0	0	0.000	0	0.000
Small Business Set-Aside	0	0	3	201	3	1.948	201	1.090
LSA Set-Aside	0	0	0	0	0	0.000	0	0.000
LSA/Small Business Set-Aside	0	0	0	0	0	0.000	0	0.000
Authority for Other Than Full and Open Competition (Post-CICA)								
Competitive								
Only One Source	0	0	0	0	0	0.000	0	0.000
Follow-on Contracts	0	0	0	0	0	0.000	0	0.000
Other	0	0	1	298	1	0.649	298	1.615
Unusual & Compelling Urgency	0	0	0	0	0	0.000	0	0.000
Mobilization/Essential R&D	0	0	0	0	0	0.000	0	0.000
International Agreement	0	0	0	0	0	0.000	0	0.000
National Security	0	0	0	0	0	0.000	0	0.000
Public Interest	0	0	0	0	0	0.000	0	0.000
Non-Competitive								
Only One Source	0	0	3	69	3	1.948	69	0.374
Follow-on Contracts	0	0	2	93	2	1.299	93	0.504
Other	0	0	3	210	3	1.948	210	1.138
Unusual & Compelling Urgency	0	0	0	0	0	0.000	0	0.000
Mobilization/Essential R&D	0	0	0	0	0	0.000	0	0.000
International Agreement	0	0	0	0	0	0.000	0	0.000
National Security	0	0	0	0	0	0.000	0	0.000
Public Interest	0	0	0	0	0	0.000	0	0.000
Not Available for Competition	3	213	65	7,109	68	44.156	7,322	39.690
Synopsis of Procurement Prior to Award								
Synopsized Prior to Award	0	0	71	7,053	71	46.104	7,053	38.232
Not Synopsized due to Emergency	0	0	0	0	0	0.000	0	0.000
Not Synopsized for Other Reasons	5	3,413	78	7,982	83	53.896	11,395	61.768
Women Owned Business	0	0	13	1,121	13	8.442	1,121	6.077
Full and Open with Only One Bidder/Offeree	0	0	4	385	4	2.597	385	2.087

FEDERAL PROCUREMENT DATA SYSTEM
SMITHSONIAN INSTITUTION SNAPSHOT REPORT

Actions Reported in Summary on SF281
 Fiscal Year 1988 Through Fourth Quarter

Part I - Total Prime Acquisition Actions

Acquisition Method	Number of Actions	Net Dollar Amount (000)				
		Total	Small Business Concerns	Large Business Concerns	Educational & Non-Profit Institutions	Outside U.S./ Outlying Areas
1. Total (2+7+8)	32,209	17,790				
2. Subtotal (3+4+5+6)	32,209	17,790				
3. Formally Advertised (Including 2 Step)	0	0	14,674	2,237	879	0
4. Negotiated Competitive	1,185	3,158	0	0	0	0
5. Negotiated Non-Competitive	29,909	11,585	2,929	229	0	0
6. Procurement Under Another Agency's Contracts	1,115	3,047	10,118	588	879	0
6A. GSA Schedules	1,053	2,853	1,627	1,420	0	0
6B. Another Agency's Contracts	62	194	1,433	1,420	0	0
7. Directed Contracts For Foreign Governments	0	0	194	0	0	0
8. Tariff Or Regulated Acquisitions	0	0	0	0	0	0

Part II - Statistics on Selected Types of Acquisition

Type of Acquisition	Number of Actions	Net Dollar Amount (000)
9. Small Business Total Set-Asides	22,869	12,809
10. Small Business Partial Set-Asides	0	0
11. Total Labor Surplus Area Set-Asides	0	0
12. Total Labor Surplus Area/Small Business Set-Asides	0	0
13. Acquisitions From Minority and Disadvantaged Business Enterprises (13A + 13B)	0	0
13A. Directed to Large Or Small Minority Business Enterprises	335	706
13B. Small Business - Disadvantaged 8(A)	335	706
14. Women-Owned Business	0	0
	278	630

SMITHSONIAN INSTITUTION SNAPSHOT REPORT

Actions Reported Individually on SF279
 Fiscal Year 1988 Through Fourth Quarter

	PRE-CICA		POST-CICA		PRE-& POST-CICA			
	Actions	Dollars (000)	Actions	Dollars (000)	Actions	Percents of Actions	Dollars (000)	Percentage of Dollars (000)
Total	29	1,276	490	34,730	519	100.000	36,006	100.000
Subject To Statutory Requirements								
Waish Healy Act - Mfg	1	40	30	1,490	31	5.973	1,530	4.249
Waish Healy Act - Dealer	9	290	232	7,306	241	46.435	7,596	21.096
Service Contract Act	12	741	14	1,069	26	5.010	1,810	5.027
Davis Bacon Act	3	65	134	20,829	137	26.397	20,894	58.029
Not subject to Above 3 Acts	4	140	80	4,036	84	16.185	4,176	11.598
Kind of Contract Action								
Initial Letter Contract	0	0	0	0	0	0.000	0	0.000
Def. Cont. Superseding Letter Contract	0	0	0	0	0	0.000	0	0.000
New Definitive Contract	0	0	247	26,773	247	47.592	26,773	74.357
Order Under Agency's Contract	0	0	0	0	0	0.000	0	0.000
Modification	23	1,103	147	4,566	170	32.755	5,669	15.745
GSA Schedule	6	173	95	2,991	101	19.461	3,164	8.787
Order Under Other Agency's Contract	0	0	1	400	1	0.193	400	1.111
Termination for Default	0	0	0	0	0	0.000	0	0.000
Termination for Convenience	0	0	0	0	0	0.000	0	0.000
Labor Surplus Area (LSA)								
Total Set-Aside	0	0	0	0	0	0.000	0	0.000
Partial Set-Aside (DOD contracts)	0	0	0	0	0	0.000	0	0.000
Tie Bid Preference	0	0	0	0	0	0.000	0	0.000
Total LSA/Small Bus. Set-Aside	0	0	0	0	0	0.000	0	0.000
Comb. Sm. Bus. Partial LSA (DOD contracts)	0	0	0	0	0	0.000	0	0.000
Subtotal:	0	0	0	0	0	0.000	0	0.000
LSA No Preference Given	29	1,276	490	34,730	519	100.000	36,006	100.000
Product or Service								
Supplies & Equipment	8	170	144	4,504	152	29.287	4,674	12.981
Research & Development	0	0	0	0	0	0.000	0	0.000
Construction	3	65	130	20,563	133	25.626	20,628	57.290
Architect Engineering	1	47	10	1,273	11	2.119	1,320	3.666
Automatic Data Processing Services	0	0	1	27	1	0.193	27	0.075
ADP Equipment, Purchase & Lease	1	10	49	1,642	50	9.634	1,652	4.588
Real Property, Purchase & Lease	0	0	1	6	1	0.193	6	0.017
Other Services	16	984	155	6,715	171	32.948	7,699	21.383

FEDERAL PROCUREMENT DATA SYSTEM
SMITHSONIAN INSTITUTION SNAPSHOT REPORT
 Actions Reported Individually on SF279
 Fiscal Year 1988 Through Fourth Quarter

	PRE-CICA		POST-CICA		PRE- & POST-CICA			
	Actions	Dollars (000)	Actions	Dollars (000)	Actions	Percentage of Actions	Dollars (000)	Percentage of Dollars (000)
Methods of Contracting (Pre-CICA)								
2-step Formal Advertising	0	0	0	0	0	0.000	0	0.000
Other Formal Advertising	4	16	0	0	4	0.771	16	0.044
Negotiated Competitive	14	509	0	0	14	2.697	509	1.414
Negotiated Non-Competitive	10	737	0	0	10	1.927	737	2.047
Directed for Foreign Governments	0	0	0	0	0	0.000	0	0.000
Tariff or Regulated	0	0	0	0	0	0.000	0	0.000
8(a) Awards	1	14	0	0	1	0.193	14	0.039
Brand Name For Resale	0	0	0	0	0	0.000	0	0.000
Small Business Awards								
Small Business No Preference	11	234	314	23,577	325	62.620	23,811	66.131
Total Set-Asides	0	0	3	43	3	0.578	43	0.119
Partial Set-Asides	0	0	0	0	0	0.000	0	0.000
8(a) Awards	1	14	50	1,525	51	9.827	1,539	4.274
Subtotal:	12	248	367	25,145	379	73.025	25,393	70.524
Type of Contract								
Fixed Price	29	1,276	490	34,730	519	100.000	36,006	100.000
Cost Reimbursement	0	0	0	0	0	0.000	0	0.000
Time & Material	0	0	0	0	0	0.000	0	0.000
Labor Hour	0	0	0	0	0	0.000	0	0.000
Type of Contractor								
Business Concerns	28	1,119	483	33,615	511	98.459	34,734	96.467
Educational & Non-Profit	1	157	7	1,115	8	1.541	1,272	3.533
State/Local Government	0	0	0	0	0	0.000	0	0.000
Non-defined	0	0	0	0	0	0.000	0	0.000
Full and Open Competition (Post-CICA)								
Normal Full & Open Competition	0	0	179	19,419	179	34.489	19,419	53.933
Architect Engineering	0	0	9	1,271	9	1.734	1,271	3.530
Basic Research	0	0	0	0	0	0.000	0	0.000
Multiple Award	0	0	35	1,027	35	6.744	1,027	2.852
Alternate Source	0	0	0	0	0	0.000	0	0.000
Small Business Set-Aside	0	0	3	43	3	0.578	43	0.119
LSA Set-Aside	0	0	0	0	0	0.000	0	0.000
LSA/Small Business Set-Aside	0	0	0	0	0	0.000	0	0.000
Authority for Other Than Full and Open Competition (Post-CICA)								
Competitive								
Only One Source	0	0	0	0	0	0.000	0	0.000
Follow-on Contracts	0	0	0	0	0	0.000	0	0.000
Other	0	0	0	0	0	0.000	0	0.000
Unusual & Compelling Urgency	0	0	0	0	0	0.000	0	0.000
Mobilization/Essential R&D	0	0	0	0	0	0.000	0	0.000
International Agreement	0	0	0	0	0	0.000	0	0.000
National Security	0	0	0	0	0	0.000	0	0.000
Public Interest	0	0	0	0	0	0.000	0	0.000
Non-Competitive								
Only One Source	0	0	8	622	8	1.541	622	1.727
Follow-on Contracts	0	0	3	1,177	3	0.578	1,177	3.269
Other	0	0	22	1,573	22	4.239	1,573	4.369
Unusual & Compelling Urgency	0	0	0	0	0	0.000	0	0.000
Mobilization/Essential R&D	0	0	0	0	0	0.000	0	0.000
International Agreement	0	0	0	0	0	0.000	0	0.000
National Security	0	0	0	0	0	0.000	0	0.000
Public Interest	0	0	0	0	0	0.000	0	0.000
Not Available for Competition	1	14	86	7,396	87	16.763	7,410	20.580
Synopsis of Procurement Prior to Award								
Synopsized Prior to Award	5	30	66	13,001	71	13.680	13,031	36.191
Not Synopsized due to Emergency	0	0	1	7	1	0.193	7	0.019
Not Synopsized for Other Reasons	24	1,246	423	21,722	447	86.127	22,968	63.789
Women Owned Business	0	0	12	496	12	2.312	496	1.378
Full and Open with Only One Bidder/Officer	0	0	1	14	1	0.193	14	0.039

FEDERAL PROCUREMENT DATA SYSTEM
TENNESSEE VALLEY AUTHORITY SNAPSHOT REPORT
 Actions Reported in Summary on SF281
 Fiscal Year 1988 Through Fourth Quarter

Part I - Total Prime Acquisition Actions

Acquisition Method	Number of Actions	Net Dollar Amount (000)				
		Total	Small Business Concerns	Large Business Concerns	Educational & Non-Profit Institutions	Outside U.S./ Outlying Areas
1. Total (2+7+8)	117,140	161,680				
2. Subtotal (3+4+5+6)	77,840	135,405	91,639	43,250	277	239
3. Formally Advertised (Including 2 Step)	9,705	20,193	13,014	7,123	27	29
4. Negotiated Competitive	52,093	99,237	71,715	27,198	160	164
5. Negotiated Non-Competitive	14,998	13,794	6,479	7,192	90	33
6. Procurement Under Another Agency's Contracts	1,044	2,181	431	1,737	0	13
6A. GSA Schedules	1,044	2,181	431	1,737	0	13
6B. Another Agency's Contracts	0	0	0	0	0	0
7. Directed Contracts For Foreign Governments	0	0	0	0	0	0
8. Tariff Or Regulated Acquisitions	39,300	26,275				

Part II - Statistics on Selected Types of Acquisition

Type of Acquisition	Number of Actions	Net Dollar Amount (000)
9. Small Business Total Set-Asides	68,079	50,185
10. Small Business Partial Set-Asides	0	0
11. Total Labor Surplus Area Set-Asides	0	0
12. Total Labor Surplus Area/Small Business Set-Asides	0	0
13. Acquisitions From Minority and Disadvantaged Business Enterprises (13A + 13B)	2,586	3,421
13A. Directed to Large Or Small Minority Business Enterprises	2,585	3,438
13B. Small Business - Disadvantaged 8(A)	1	-17
14. Women-Owned Business	2,449	3,007

TENNESSEE VALLEY AUTHORITY SNAPSHOT REPORT

Actions Reported Individually on SF279
 Fiscal Year 1988 Through Fourth Quarter

	PRE-CICA		POST-CICA		PRE- & POST-CICA			
	Actions	Dollars (000)	Actions	Dollars (000)	Actions	Percents of Actions	Dollars (000)	Percentage of Dollars (000)
Total	173	95,820	1,906	527,430	2,079	100.000	623,250	100.000
Subject To Statutory Requirements								
Walsh Healy Act - Mfg	28	14,693	653	233,227	681	32.756	247,920	39.779
Walsh Healy Act - Dealer	38	15,012	236	21,581	274	13.179	36,593	5.871
Service Contract Act	0	0	0	0	0	0.000	0	0.000
Davis Bacon Act	0	0	0	0	0	0.000	0	0.000
Not subject to Above 3 Acts	107	66,115	1,017	272,622	1,124	54.064	338,737	54.350
Kind of Contract Action								
Initial Letter Contract	0	0	1	28	1	0.048	28	0.004
Def. Cont. Superseding Letter Contract	0	0	0	0	0	0.000	0	0.000
New Definitive Contract	0	0	1,299	445,823	1,299	62.482	445,823	71.532
Order Under Agency's Contract	44	1,997	267	22,975	311	14.959	24,972	4.007
Modification	103	92,448	305	47,012	408	19.625	139,460	22.376
GSA Schedule	26	1,375	34	11,592	60	2.886	12,967	2.081
Order Under Other Agency's Contract	0	0	0	0	0	0.000	0	0.000
Termination for Default	0	0	0	0	0	0.000	0	0.000
Termination for Convenience	0	0	0	0	0	0.000	0	0.000
Labor Surplus Area (LSA)								
Total Set-Aside	0	0	0	0	0	0.000	0	0.000
Partial Set-Aside (DOD contracts)	0	0	0	0	0	0.000	0	0.000
Tie Bid Preference	0	0	1	141	1	0.048	141	0.023
Total LSA/Small Bus. Set-Aside	0	0	0	0	0	0.000	0	0.000
Comb. Sm. Bus. Partial LSA (DOD contracts)	0	0	0	0	0	0.000	0	0.000
Subtotal:	0	0	1	141	1	0.048	141	0.023
LSA No Preference Given	173	95,820	1,905	527,289	2,078	99.952	623,109	99.977
Product or Service								
Supplies & Equipment	133	42,564	1,408	372,374	1,541	74.122	414,938	66.576
Research & Development	3	431	0	0	3	0.144	431	0.069
Construction	5	384	112	26,054	117	5.628	26,438	4.242
Architect Engineering	0	0	15	48,098	15	0.722	48,098	7.717
Automatic Data Processing Services	0	0	21	4,006	21	1.010	4,006	0.643
ADP Equipment, Purchase & Lease	8	661	90	18,627	98	4.714	19,288	3.095
Real Property, Purchase & Lease	10	49,963	18	15,635	28	1.347	65,598	10.525
Other Services	14	1,817	242	42,636	256	12.314	44,453	7.132

FEDERAL PROCUREMENT DATA SYSTEM
TENNESSEE VALLEY AUTHORITY SNAPSHOT REPORT
Actions Reported Individually on SF279
Fiscal Year 1988 Through Fourth Quarter

	PRE-CICA		POST-CICA		PRE- & POST-CICA			
	Actions	Dollars (000)	Actions	Dollars (000)	Actions	Percentage of Actions	Dollars (000)	Percentage of Dollars (000)
Methods of Contracting (Pre-CICA)								
2-step Formal Advertising	0	0	0	0	0	0.000	0	0.000
Other Formal Advertising	50	20,800	0	0	50	2.405	20,800	3.337
Negotiated Competitive	49	28,905	0	0	49	2.357	28,905	4.638
Negotiated Non-Competitive	73	46,793	0	0	73	3.511	46,793	7.508
Directed for Foreign Governments	0	0	0	0	0	0.000	0	0.000
Tariff or Regulated	0	0	0	0	0	0.000	0	0.000
8(a) Awards	1	-678	0	0	1	0.048	-678	-0.109
Brand Name For Resale	0	0	0	0	0	0.000	0	0.000
Small Business Awards								
Small Business No Preference	15	32,404	892	110,868	907	43.627	143,272	22.988
Total Set-Asides	1	33	127	12,972	128	6.157	13,005	2.087
Partial Set-Asides	0	0	0	0	0	0.000	0	0.000
8(a) Awards	1	-678	1	109	2	0.096	-569	-0.091
Subtotal:	17	31,759	1,020	123,949	1,037	49.880	155,708	24.983
Type of Contract								
Fixed Price	168	95,094	1,773	449,714	1,941	93.362	544,808	87.414
Cost Reimbursement	1	256	9	22,877	10	0.481	23,133	3.712
Time & Material	0	0	0	0	0	0.000	0	0.000
Labor Hour	4	470	124	54,839	128	6.157	55,309	8.874
Type of Contractor								
Business Concerns	166	116,600	1,877	524,819	2,043	98.268	641,419	102.915
Educational & Non-Profit	1	-21,453	12	861	13	0.625	-20,592	-3.304
State/Local Government	2	175	7	1,063	9	0.433	1,238	0.199
Non-defined	4	498	10	687	14	0.673	1,185	0.190
Full and Open Competition (Post-CICA)								
Normal Full & Open Competition	0	0	925	256,456	925	44.493	256,456	41.148
Architect Engineering	0	0	0	0	0	0.000	0	0.000
Basic Research	0	0	0	0	0	0.000	0	0.000
Multiple Award	0	0	41	12,197	41	1.972	12,197	1.957
Alternate Source	0	0	0	0	0	0.000	0	0.000
Small Business Set-Aside	0	0	127	12,972	127	6.109	12,972	2.081
LSA Set-Aside	0	0	0	0	0	0.000	0	0.000
LSA/Small Business Set-Aside	0	0	0	0	0	0.000	0	0.000
Authority for Other Than Full and Open Competition (Post-CICA)								
Competitive								
Only One Source	0	0	0	0	0	0.000	0	0.000
Follow-on Contracts	0	0	0	0	0	0.000	0	0.000
Other	0	0	0	0	0	0.000	0	0.000
Unusual & Compelling Urgency	0	0	0	0	0	0.000	0	0.000
Mobilization/Essential R&D	0	0	0	0	0	0.000	0	0.000
International Agreement	0	0	0	0	0	0.000	0	0.000
National Security	0	0	0	0	0	0.000	0	0.000
Public Interest	0	0	0	0	0	0.000	0	0.000
Non-Competitive								
Only One Source	0	0	0	0	0	0.000	0	0.000
Follow-on Contracts	0	0	0	0	0	0.000	0	0.000
Other	0	0	0	0	0	0.000	0	0.000
Unusual & Compelling Urgency	0	0	0	0	0	0.000	0	0.000
Mobilization/Essential R&D	0	0	0	0	0	0.000	0	0.000
International Agreement	0	0	0	0	0	0.000	0	0.000
National Security	0	0	0	0	0	0.000	0	0.000
Public Interest	0	0	0	0	0	0.000	0	0.000
Not Available for Competition	1	-678	813	245,805	814	39.153	245,127	39.330
Synopsis of Procurement Prior to Award								
Synopsized Prior to Award	1	256	604	259,546	605	29.101	259,802	41.685
Not Synopsized due to Emergency	5	214	105	23,916	110	5.291	24,130	3.872
Not Synopsized for Other Reasons	167	95,350	1,197	243,968	1,364	65.608	339,318	54.443
Women Owned Business	0	0	19	1,962	19	0.914	1,962	0.315
Full and Open with Only One Bidder/Officer	0	0	15	15,393	15	0.722	15,393	2.470

FEDERAL PROCUREMENT DATA SYSTEM
U.S. INFORMATION AGENCY SNAPSHOT REPORT
 Actions Reported in Summary on SF281
 Fiscal Year 1988 Through Fourth Quarter

Part I - Total Prime Acquisition Actions

Acquisition Method	Number of Actions	Net Dollar Amount (000)				
		Total	Small Business Concerns	Large Business Concerns	Educational & Non-Profit Institutions	Outside U.S./ Outlying Areas
1. Total (2+7+8)	29,941	41,000				
2. Subtotal (3+4+5+6)	29,941	41,000				
3. Formally Advertised (Including 2 Step)	1,238	3,055	2,086	928	283	34
4. Negotiated Competitive	5,813	10,615	9,211	1,390	29	12
5. Negotiated Non-Competitive	18,836	14,078	10,987	2,832	9	5
6. Procurement Under Another Agency's Contracts	4,054	13,252	2,795	10,454	242	17
6A. GSA Schedules	3,668	11,445	2,779	8,663	3	0
6B. Another Agency's Contracts	386	1,807	16	1,791	0	0
7. Directed Contracts For Foreign Governments	0	0			0	0
8. Tariff Or Regulated Acquisitions	0	0			0	0

Part II - Statistics on Selected Types of Acquisition

Type of Acquisition	Number of Actions	Net Dollar Amount (000)
9. Small Business Total Set-Asides	0	0
10. Small Business Partial Set-Asides	0	0
11. Total Labor Surplus Area Set-Asides	0	0
12. Total Labor Surplus Area/Small Business Set-Asides	0	0
13. Acquisitions From Minority and Disadvantaged Business Enterprises (13A + 13B)	47	111
13A. Directed to Large Or Small Minority Business Enterprises	500	2,227
13B. Small Business - Disadvantaged 8(A)	483	2,071
14. Women-Owned Business	17	156
	517	832

U.S. INFORMATION AGENCY SNAPSHOT REPORT
 Actions Reported Individually on SF279
 Fiscal Year 1988 Through Fourth Quarter

	PRE-CICA		POST-CICA		PRE- & POST-CICA			
	Actions	Dollars (000)	Actions	Dollars (000)	Actions	Percents of Actions	Dollars (000)	Percentage of Dollars (000)
Total	100	19,875	354	109,601	454	100.000	129,476	100.000
Subject To Statutory Requirements								
Walsh Healy Act - Mfg	52	6,940	156	69,738	208	45.815	76,678	59.222
Walsh Healy Act - Dealer	14	2,142	46	7,898	60	13.216	10,040	7.754
Service Contract Act	4	246	44	3,299	48	10.573	3,545	2.738
Davis Bacon Act	0	0	3	110	3	0.661	110	0.085
Not subject to Above 3 Acts	30	10,547	105	28,556	135	29.736	39,103	30.201
Kind of Contract Action								
Initial Letter Contract	0	0	1	450	1	0.220	450	0.348
Def. Cont. Superseding Letter Contract	0	0	2	273	2	0.441	273	0.211
New Definitive Contract	0	0	73	78,729	73	16.079	78,729	60.806
Order Under Agency's Contract	32	10,537	58	3,957	90	19.824	14,494	11.194
Modification	15	3,952	86	16,834	101	22.247	20,786	16.054
GSA Schedule	43	3,770	123	6,703	166	36.564	10,473	8.089
Order Under Other Agency's Contract	10	1,616	11	2,655	21	4.626	4,271	3.299
Termination for Default	0	0	0	0	0	0.000	0	0.000
Termination for Convenience	0	0	0	0	0	0.000	0	0.000
Labor Surplus Area (LSA)								
Total Set-Aside	0	0	1	42	1	0.220	42	0.032
Partial Set-Aside (DOD contracts)	0	0	0	0	0	0.000	0	0.000
Tie Bid Preference	0	0	0	0	0	0.000	0	0.000
Total LSA/Small Bus. Set-Aside	0	0	1	49	1	0.220	49	0.038
Comb. Sm. Bus. Partial LSA (DOD contracts)	0	0	0	0	0	0.000	0	0.000
Subtotal:	0	0	2	91	2	0.441	91	0.070
LSA No Preference Given	100	19,875	352	109,510	452	99.559	129,385	99.930
Product or Service								
Supplies & Equipment	33	2,947	156	72,431	189	41.630	75,378	58.218
Research & Development	0	0	0	0	0	0.000	0	0.000
Construction	0	0	13	8,611	13	2.863	8,611	6.651
Architect Engineering	0	0	1	2,500	1	0.220	2,500	1.931
Automatic Data Processing Services	2	66	33	1,925	35	7.709	1,991	1.538
ADP Equipment, Purchase & Lease	20	4,414	38	2,341	58	12.775	6,755	5.217
Real Property, Purchase & Lease	0	0	1	162	1	0.220	162	0.125
Other Services	45	12,448	112	21,631	157	34.581	34,079	26.321

FEDERAL PROCUREMENT DATA SYSTEM
U.S. INFORMATION AGENCY SNAPSHOT REPORT
 Actions Reported Individually on SF279
 Fiscal Year 1988 Through Fourth Quarter

	PRE-CICA		POST-CICA		PRE- & POST-CICA			
	Actions	Dollars (000)	Actions	Dollars (000)	Actions	Percentage of Actions	Dollars (000)	Percentage of Dollars (000)
Methods of Contracting (Pre-CICA)								
2-step Formal Advertising	2	71	0	0	2	0.441	71	0.055
Other Formal Advertising	0	0	0	0	0	0.000	0	0.000
Negotiated Competitive	76	12,721	0	0	76	16.740	12,721	9.825
Negotiated Non-Competitive	4	4,467	0	0	4	0.881	4,467	3.450
Directed for Foreign Governments	0	0	0	0	0	0.000	0	0.000
Tariff or Regulated	18	2,616	0	0	18	3.965	2,616	2.020
8(a) Awards	0	0	0	0	0	0.000	0	0.000
Brand Name For Resale	0	0	0	0	0	0.000	0	0.000
Small Business Awards								
Small Business No Preference	23	2,529	83	6,785	106	23.348	9,314	7.194
Total Set-Asides	0	0	4	329	4	0.881	329	0.254
Partial Set-Asides	0	0	0	0	0	0.000	0	0.000
8(a) Awards	0	0	17	1,905	17	3.744	1,905	1.471
Subtotal:	23	2,529	104	9,019	127	27.974	11,548	8.919
Type of Contract								
Fixed Price	100	19,875	347	106,232	447	98.458	126,107	97.398
Cost Reimbursement	0	0	4	3,260	4	0.881	3,260	2.518
Time & Material	0	0	0	0	0	0.000	0	0.000
Labor Hour	0	0	3	109	3	0.661	109	0.084
Type of Contractor								
Business Concerns	96	15,408	337	98,244	433	95.374	113,652	87.778
Educational & Non-Profit	0	0	6	417	6	1.322	417	0.322
State/Local Government	0	0	0	0	0	0.000	0	0.000
Non-defined	4	4,467	11	10,940	15	3.304	15,407	11.900
Full and Open Competition (Post-CICA)								
Normal Full & Open Competition	0	0	131	83,970	131	28.855	83,970	64.854
Architect Engineering	0	0	1	2,500	1	0.220	2,500	1.931
Basic Research	0	0	0	0	0	0.000	0	0.000
Multiple Award	0	0	102	6,008	102	22.467	6,008	4.640
Alternate Source	0	0	0	0	0	0.000	0	0.000
Small Business Set-Aside	0	0	4	329	4	0.881	329	0.254
LSA Set-Aside	0	0	1	42	1	0.220	42	0.032
LSA/Small Business Set-Aside	0	0	1	49	1	0.220	49	0.038
Authority for Other Than Full and Open Competition (Post-CICA)								
Competitive								
Only One Source	0	0	3	315	3	0.661	315	0.243
Follow-on Contracts	0	0	0	0	0	0.000	0	0.000
Other	0	0	0	0	0	0.000	0	0.000
Unusual & Compelling Urgency	0	0	2	874	2	0.441	874	0.675
Mobilization/Essential R&D	0	0	0	0	0	0.000	0	0.000
International Agreement	0	0	0	0	0	0.000	0	0.000
National Security	0	0	0	0	0	0.000	0	0.000
Public Interest	0	0	0	0	0	0.000	0	0.000
Non-Competitive								
Only One Source	0	0	56	5,323	56	12.335	5,323	4.111
Follow-on Contracts	0	0	0	0	0	0.000	0	0.000
Other	0	0	11	1,745	11	2.423	1,745	1.348
Unusual & Compelling Urgency	0	0	7	1,013	7	1.542	1,013	0.782
Mobilization/Essential R&D	0	0	1	100	1	0.220	100	0.077
International Agreement	0	0	4	4,161	4	0.881	4,161	3.214
National Security	0	0	0	0	0	0.000	0	0.000
Public Interest	0	0	0	0	0	0.000	0	0.000
Not Available for Competition	18	2,616	30	3,172	48	10.573	5,788	4.470
Synopsis of Procurement Prior to Award								
Synopsized Prior to Award	18	5,303	124	87,798	142	31.278	93,101	71.906
Not Synopsized due to Emergency	0	0	10	2,129	10	2.203	2,129	1.644
Not Synopsized for Other Reasons	82	14,572	220	19,674	302	66.520	34,246	26.450
Women Owned Business	0	0	10	726	10	2.203	726	0.561
Full and Open with Only One Bidder/Offeree	0	0	20	8,201	20	4.405	8,201	6.334

FEDERAL PROCUREMENT DATA SYSTEM

US ARMS CONTROL & DISARMAMENTS AGENCY SNAPSHOT REPORT

Actions Reported in Summary on SF281

Fiscal Year 1988 Through Fourth Quarter

Part I - Total Prime Acquisition Actions

Acquisition Method	Number of Actions	Net Dollar Amount (000)				
		Total	Small Business Concerns	Large Business Concerns	Educational & Non-Profit Institutions	Outside U.S./ Outlying Areas
1. Total (2+7+8)	120	225				
2. Subtotal (3+4+5+6)	120	225	106	119	0	0
3. Formally Advertised (Including 2 Step)	0	0	0	0	0	0
4. Negotiated Competitive	3	20	20	0	0	0
5. Negotiated Non-Competitive	90	158	84	74	0	0
6. Procurement Under Another Agency's Contracts	27	47	2	45	0	0
6A. GSA Schedules	27	47	2	45	0	0
6B. Another Agency's Contracts	0	0	0	0	0	0
7. Directed Contracts For Foreign Governments	0	0	0	0	0	0
8. Tariff Or Regulated Acquisitions	0	0				

Part II - Statistics on Selected Types of Acquisition

Type of Acquisition	Number of Actions	Net Dollar Amount (000)
9. Small Business Total Set-Asides	3	20
10. Small Business Partial Set-Asides	0	0
11. Total Labor Surplus Area Set-Asides	0	0
12. Total Labor Surplus Area/Small Business Set-Asides	0	0
13. Acquisitions From Minority and Disadvantaged Business Enterprises (13A + 13B)	5	5
13A. Directed to Large Or Small Minority Business Enterprises	4	2
13B. Small Business - Disadvantaged 8(A)	1	3
14. Women-Owned Business	0	0

US ARMS CONTROL & DISARMAMENTS AGENCY SNAPSHOT REPORT

Actions Reported Individually on SF279

Fiscal Year 1988 Through Fourth Quarter

	PRE-CICA		POST-CICA		PRE- & POST-CICA			
	Actions	Dollars (000)	Actions	Dollars (000)	Actions	Percents of Actions	Dollars (000)	Percentage of Dollars (000)
Total	0	0	26	1,805	26	100.000	1,805	100.000
Subject To Statutory Requirements								
Walsh Healy Act - Mfg	0	0	1	12	1	3.846	12	0.665
Walsh Healy Act - Dealer	0	0	0	0	0	0.000	0	0.000
Service Contract Act	0	0	7	775	7	26.923	775	42.936
Davis Bacon Act	0	0	0	0	0	0.000	0	0.000
Not subject to Above 3 Acts	0	0	18	1,018	18	69.231	1,018	56.399
Kind of Contract Action								
Initial Letter Contract	0	0	1	23	1	3.846	23	1.274
Def. Cont. Superseding Letter Contract	0	0	0	0	0	0.000	0	0.000
New Definitive Contract	0	0	7	552	7	26.923	552	30.582
Order Under Agency's Contract	0	0	10	251	10	38.462	251	13.906
Modification	0	0	7	967	7	26.923	967	53.573
GSA Schedule	0	0	1	12	1	3.846	12	0.665
Order Under Other Agency's Contract	0	0	0	0	0	0.000	0	0.000
Termination for Default	0	0	0	0	0	0.000	0	0.000
Termination for Convenience	0	0	0	0	0	0.000	0	0.000
Labor Surplus Area (LSA)								
Total Set-Aside	0	0	0	0	0	0.000	0	0.000
Partial Set-Aside (DOD contracts)	0	0	0	0	0	0.000	0	0.000
Tie Bid Preference	0	0	0	0	0	0.000	0	0.000
Total LSA/Small Bus. Set-Aside	0	0	0	0	0	0.000	0	0.000
Comb. Sm. Bus. Partial LSA (DOD contracts)	0	0	0	0	0	0.000	0	0.000
Subtotal:	0	0	0	0	0	0.000	0	0.000
LSA No Preference Given	0	0	26	1,805	26	100.000	1,805	100.000
Product or Service								
Supplies & Equipment	0	0	0	0	0	0.000	0	0.000
Research & Development	0	0	0	0	0	0.000	0	0.000
Construction	0	0	0	0	0	0.000	0	0.000
Architect Engineering	0	0	0	0	0	0.000	0	0.000
Automatic Data Processing Services	0	0	7	775	7	26.923	775	42.936
ADP Equipment, Purchase & Lease	0	0	2	22	2	7.692	22	1.219
Real Property, Purchase & Lease	0	0	0	0	0	0.000	0	0.000
Other Services	0	0	17	1,008	17	65.385	1,008	55.845

US ARMS CONTROL & DISARMAMENTS AGENCY SNAPSHOT REPORT

Actions Reported Individually on SF279

Fiscal Year 1988 Through Fourth Quarter

	PRE-CICA		POST-CICA		PRE- & POST-CICA			
	Actions	Dollars (000)	Actions	Dollars (000)	Actions	Percentage of Actions	Dollars (000)	Percentage of Dollars (000)
Methods of Contracting (Pre-CICA)								
2-step Formal Advertising	0	0	0	0	0	0.000	0	0.000
Other Formal Advertising	0	0	0	0	0	0.000	0	0.000
Negotiated Competitive	0	0	0	0	0	0.000	0	0.000
Negotiated Non-Competitive	0	0	0	0	0	0.000	0	0.000
Directed for Foreign Governments	0	0	0	0	0	0.000	0	0.000
Tariff or Regulated	0	0	0	0	0	0.000	0	0.000
8(a) Awards	0	0	0	0	0	0.000	0	0.000
Brand Name For Resale	0	0	0	0	0	0.000	0	0.000
Small Business Awards								
Small Business No Preference	0	0	2	32	2	7.692	32	1.773
Total Set-Asides	0	0	3	50	3	11.538	50	2.770
Partial Set-Asides	0	0	0	0	0	0.000	0	0.000
8(a) Awards	0	0	3	705	3	11.538	705	39.058
Subtotal:	0	0	8	787	8	30.769	787	43.601
Type of Contract								
Fixed Price	0	0	2	22	2	7.692	22	1.219
Cost Reimbursement	0	0	19	1,663	19	73.077	1,663	92.133
Time & Material	0	0	5	120	5	19.231	120	6.648
Labor Hour	0	0	0	0	0	0.000	0	0.000
Type of Contractor								
Business Concerns	0	0	23	1,700	23	88.462	1,700	94.183
Educational & Non-Profit	0	0	3	105	3	11.538	105	5.817
State/Local Government	0	0	0	0	0	0.000	0	0.000
Non-defined	0	0	0	0	0	0.000	0	0.000
Full and Open Competition (Post-CICA)								
Normal Full & Open Competition	0	0	15	694	15	57.692	694	38.449
Architect Engineering	0	0	0	0	0	0.000	0	0.000
Basic Research	0	0	0	0	0	0.000	0	0.000
Multiple Award	0	0	1	12	1	3.846	12	0.665
Alternate Source	0	0	0	0	0	0.000	0	0.000
Small Business Set-Aside	0	0	3	50	3	11.538	50	2.770
LSA Set-Aside	0	0	0	0	0	0.000	0	0.000
LSA/Small Business Set-Aside	0	0	0	0	0	0.000	0	0.000
Authority for Other Than Full and Open Competition (Post-CICA)								
Competitive								
Only One Source	0	0	0	0	0	0.000	0	0.000
Follow-on Contracts	0	0	0	0	0	0.000	0	0.000
Other	0	0	0	0	0	0.000	0	0.000
Unusual & Compelling Urgency	0	0	0	0	0	0.000	0	0.000
Mobilization/Essential R&D	0	0	0	0	0	0.000	0	0.000
International Agreement	0	0	0	0	0	0.000	0	0.000
National Security	0	0	0	0	0	0.000	0	0.000
Public Interest	0	0	0	0	0	0.000	0	0.000
Non-Competitive								
Only One Source	0	0	3	334	3	11.538	334	18.504
Follow-on Contracts	0	0	0	0	0	0.000	0	0.000
Other	0	0	0	0	0	0.000	0	0.000
Unusual & Compelling Urgency	0	0	1	10	1	3.846	10	0.554
Mobilization/Essential R&D	0	0	0	0	0	0.000	0	0.000
International Agreement	0	0	0	0	0	0.000	0	0.000
National Security	0	0	0	0	0	0.000	0	0.000
Public Interest	0	0	0	0	0	0.000	0	0.000
Not Available for Competition	0	0	3	705	3	11.538	705	39.058
Synopsis of Procurement Prior to Award								
Synopsized Prior to Award	0	0	20	834	20	76.923	834	46.205
Not Synopsized due to Emergency	0	0	0	0	0	0.000	0	0.000
Not Synopsized for Other Reasons	0	0	6	971	6	23.077	971	53.795
Women Owned Business	0	0	0	0	0	0.000	0	0.000
Full and Open with Only One Bidder/Offeror	0	0	0	0	0	0.000	0	0.000

FEDERAL PROCUREMENT DATA SYSTEM

US ARMS CONTROL & DISARMAMENTS AGENCY SNAPSHOT REPORT

Actions Reported Individually on SF279

Fiscal Year 1988 Through Fourth Quarter

	PRE-CICA		POST-CICA		PRE- & POST-CICA			
	Actions	Dollars (000)	Actions	Dollars (000)	Actions	Percentage of Actions	Dollars (000)	Percentage of Dollars (000)
Methods of Contracting (Pre-CICA)								
2-step Formal Advertising	0	0	0	0	0	0.000	0	0.000
Other Formal Advertising	0	0	0	0	0	0.000	0	0.000
Negotiated Competitive	0	0	0	0	0	0.000	0	0.000
Negotiated Non-Competitive	0	0	0	0	0	0.000	0	0.000
Directed for Foreign Governments	0	0	0	0	0	0.000	0	0.000
Tariff or Regulated	0	0	0	0	0	0.000	0	0.000
8(a) Awards	0	0	0	0	0	0.000	0	0.000
Brand Name For Resale	0	0	0	0	0	0.000	0	0.000
Small Business Awards								
Small Business No Preference	0	0	2	32	2	7.692	32	1.773
Total Set-Asides	0	0	3	50	3	11.538	50	2.770
Partial Set-Asides	0	0	0	0	0	0.000	0	0.000
8(a) Awards	0	0	3	705	3	11.538	705	39.058
Subtotal:	0	0	8	787	8	30.769	787	43.601
Type of Contract								
Fixed Price	0	0	2	22	2	7.692	22	1.219
Cost Reimbursement	0	0	19	1,663	19	73.077	1,663	92.133
Time & Material	0	0	5	120	5	19.231	120	6.648
Labor Hour	0	0	0	0	0	0.000	0	0.000
Type of Contractor								
Business Concerns	0	0	23	1,700	23	88.462	1,700	94.183
Educational & Non-Profit	0	0	3	105	3	11.538	105	5.817
State/Local Government	0	0	0	0	0	0.000	0	0.000
Non-defined	0	0	0	0	0	0.000	0	0.000
Full and Open Competition (Post-CICA)								
Normal Full & Open Competition	0	0	15	694	15	57.692	694	38.449
Architect Engineering	0	0	0	0	0	0.000	0	0.000
Basic Research	0	0	0	0	0	0.000	0	0.000
Multiple Award	0	0	1	12	1	3.846	12	0.665
Alternate Source	0	0	0	0	0	0.000	0	0.000
Small Business Set-Aside	0	0	3	50	3	11.538	50	2.770
LSA Set-Aside	0	0	0	0	0	0.000	0	0.000
LSA/Small Business Set-Aside	0	0	0	0	0	0.000	0	0.000
Authority for Other Than Full and Open Competition (Post-CICA)								
Competitive								
Only One Source	0	0	0	0	0	0.000	0	0.000
Follow-on Contracts	0	0	0	0	0	0.000	0	0.000
Other	0	0	0	0	0	0.000	0	0.000
Unusual & Compelling Urgency	0	0	0	0	0	0.000	0	0.000
Mobilization/Essential R&D	0	0	0	0	0	0.000	0	0.000
International Agreement	0	0	0	0	0	0.000	0	0.000
National Security	0	0	0	0	0	0.000	0	0.000
Public Interest	0	0	0	0	0	0.000	0	0.000
Non-Competitive								
Only One Source	0	0	3	334	3	11.538	334	18.504
Follow-on Contracts	0	0	0	0	0	0.000	0	0.000
Other	0	0	0	0	0	0.000	0	0.000
Unusual & Compelling Urgency	0	0	1	10	1	3.846	10	0.554
Mobilization/Essential R&D	0	0	0	0	0	0.000	0	0.000
International Agreement	0	0	0	0	0	0.000	0	0.000
National Security	0	0	0	0	0	0.000	0	0.000
Public Interest	0	0	0	0	0	0.000	0	0.000
Not Available for Competition	0	0	3	705	3	11.538	705	39.058
Synopsis of Procurement Prior to Award								
Synopsized Prior to Award	0	0	20	834	20	76.923	834	46.205
Not Synopsized due to Emergency	0	0	0	0	0	0.000	0	0.000
Not Synopsized for Other Reasons	0	0	6	971	6	23.077	971	53.795
Women Owned Business	0	0	0	0	0	0.000	0	0.000
Full and Open with Only One Bidder/Officer	0	0	0	0	0	0.000	0	0.000

FEDERAL PROCUREMENT DATA SYSTEM
VETERANS ADMINISTRATION SNAPSHOT REPORT

Actions Reported Individually on SF279
 Fiscal Year 1988 Through Fourth Quarter

	PRE-CICA		POST-CICA		PRE- & POST-CICA			
	Actions	Dollars (000)	Actions	Dollars (000)	Actions	Percentage of Actions	Dollars (000)	Percentage of Dollars (000)
Methods of Contracting (Pre-CICA)								
2-step Formal Advertising	17	158	0	0	17	0.037	158	0.008
Other Formal Advertising	1,292	66,641	0	0	1,292	2.794	66,641	3.271
Negotiated Competitive	1,995	95,647	0	0	1,995	4.314	95,647	4.695
Negotiated Non-Competitive	795	18,693	0	0	795	1.719	18,693	0.918
Directed for Foreign Governments	1	38	0	0	1	0.002	38	0.002
Tariff or Regulated	407	31,585	0	0	407	0.880	31,585	1.550
8(a) Awards	53	1,319	0	0	53	0.115	1,319	0.065
Brand Name For Resale	0	0	0	0	0	0.000	0	0.000
Small Business Awards								
Small Business No Preference	933	38,067	13,750	261,137	14,683	31.753	299,204	14.667
Total Set-Asides	55	844	3,898	237,948	3,953	8.549	238,792	11.721
Partial Set-Asides	0	0	0	0	0	0.000	0	0.000
8(a) Awards	53	1,319	534	77,657	587	1.269	78,976	3.877
Subtotal:	1,041	40,230	18,182	576,742	19,223	41.571	616,972	30.285
Type of Contract								
Fixed Price	4,560	214,081	41,503	1,811,499	46,063	99.615	2,025,580	99.428
Cost Reimbursement	0	0	148	11,041	148	0.320	11,041	0.542
Time & Material	0	0	17	407	17	0.037	407	0.020
Labor Hour	0	0	13	201	13	0.028	201	0.010
Type of Contractor								
Business Concerns	4,460	206,492	39,334	1,733,728	43,794	94.708	1,940,220	95.238
Educational & Non-Profit	10	186	1,358	39,347	1,368	2.958	39,533	1.941
State/Local Government	89	7,365	989	50,073	1,078	2.331	57,438	2.819
Non-defined	1	38	0	0	1	0.002	38	0.002
Full and Open Competition (Post-CICA)								
Normal Full & Open Competition	0	0	9,180	654,268	9,180	19.853	654,268	32.116
Architect Engineering	0	0	412	30,397	412	0.891	30,397	1.492
Basic Research	0	0	3	42	3	0.006	42	0.002
Multiple Award	0	0	4,998	194,240	4,998	10.809	194,240	9.535
Alternate Source	0	0	1	23	1	0.002	23	0.001
Small Business Set-Aside	0	0	2,952	177,859	2,952	6.384	177,859	8.730
LSA Set-Aside	0	0	426	177,277	426	0.921	177,277	8.702
LSA/Small Business Set-Aside	0	0	946	60,089	946	2.046	60,089	2.950
Authority for Other Than Full and Open Competition (Post-CICA)								
Competitive								
Only One Source	0	0	10	244	10	0.022	244	0.012
Follow-on Contracts	0	0	4	78	4	0.009	78	0.004
Other	0	0	41	282	41	0.089	282	0.014
Unusual & Compelling Urgency	0	0	29	854	29	0.063	854	0.042
Mobilization/Essential R&D	0	0	0	0	0	0.000	0	0.000
International Agreement	0	0	0	0	0	0.000	0	0.000
National Security	0	0	0	0	0	0.000	0	0.000
Public Interest	0	0	0	0	0	0.000	0	0.000
Non-Competitive								
Only One Source	0	0	1,507	38,572	1,507	3.259	38,572	1.893
Follow-on Contracts	0	0	43	1,945	43	0.093	1,945	0.095
Other	0	0	644	17,357	644	1.393	17,357	0.852
Unusual & Compelling Urgency	0	0	246	5,836	246	0.532	5,836	0.286
Mobilization/Essential R&D	0	0	13	290	13	0.028	290	0.014
International Agreement	0	0	0	0	0	0.000	0	0.000
National Security	0	0	0	0	0	0.000	0	0.000
Public Interest	0	0	16	1,919	16	0.035	1,919	0.094
Not Available for Competition	461	32,942	19,396	450,467	19,857	42.942	483,409	23.729
Synopsis of Procurement Prior to Award								
Synopsized Prior to Award	336	7,167	5,802	789,392	6,138	13.274	796,559	39.100
Not Synopsized due to Emergency	19	428	531	14,354	550	1.189	14,782	0.726
Not Synopsized for Other Reasons	4,205	206,486	35,348	1,019,402	39,553	85.537	1,225,888	60.174
Women Owned Business	4	150	875	29,977	879	1.901	30,127	1.479
Full and Open with Only One Bidder/Offeree	0	0	2,465	111,839	2,465	5.331	111,839	5.490