

FEDERAL PROCUREMENT DATA SYSTEM

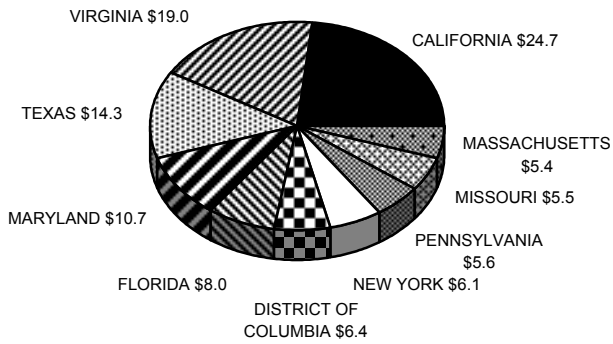
SECTION II
GEOGRAPHIC VIEWS

FEDERAL PROCUREMENT DATA SYSTEM
FEDERAL PROCUREMENT BY STATE SUMMARY
 Actions Reported Individually on SF279
 Fiscal Year 2003 Through Fourth Quarter

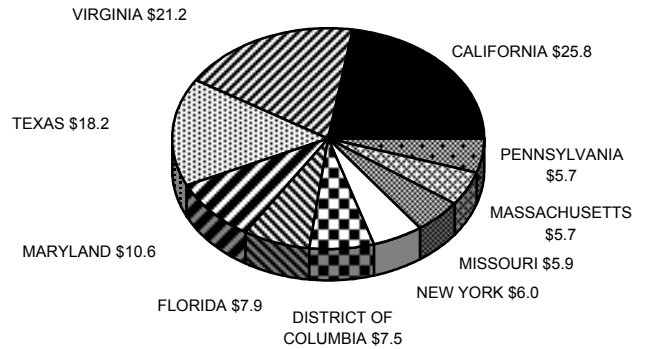
| | Dollars (000) | Percent of Dollars | Dollar Rank | Rank Last FY | Rank Per Capita |
|----------------------|--------------------|-----------------------|----------------|-----------------|--------------------|
| TOTAL FEDERAL | 274,206,619 | 100.00 | | | |
| ALABAMA | 6,571,303 | 2.40 | 13 | 13 | 9 |
| ALASKA | 1,626,825 | 0.59 | 35 | 35 | 5 |
| ARIZONA | 8,329,565 | 3.04 | 7 | 7 | 7 |
| ARKANSAS | 753,675 | 0.27 | 41 | 39 | 50 |
| CALIFORNIA | 35,343,715 | 12.89 | 1 | 1 | 17 |
| COLORADO | 4,810,489 | 1.75 | 19 | 17 | 15 |
| CONNECTICUT | 8,293,959 | 3.02 | 8 | 11 | 6 |
| DELAWARE | 206,186 | 0.08 | 50 | 50 | 51 |
| DISTRICT OF COLUMBIA | 11,099,808 | 4.05 | 5 | 5 | 1 |
| FLORIDA | 10,016,399 | 3.65 | 6 | 6 | 28 |
| GEORGIA | 4,817,284 | 1.76 | 18 | 8 | 30 |
| HAWAII | 1,932,618 | 0.70 | 32 | 33 | 8 |
| IDAHO | 1,481,393 | 0.54 | 36 | 36 | 14 |
| ILLINOIS | 4,774,771 | 1.74 | 20 | 19 | 41 |
| INDIANA | 2,984,670 | 1.09 | 27 | 27 | 37 |
| IOWA | 940,825 | 0.34 | 40 | 41 | 46 |
| KANSAS | 1,837,130 | 0.67 | 33 | 34 | 25 |
| KENTUCKY | 3,757,639 | 1.37 | 22 | 26 | 20 |
| LOUISIANA | 3,008,540 | 1.10 | 26 | 25 | 26 |
| MAINE | 1,237,614 | 0.45 | 38 | 38 | 18 |
| MARYLAND | 15,054,880 | 5.49 | 4 | 4 | 4 |
| MASSACHUSETTS | 7,725,909 | 2.82 | 9 | 12 | 12 |
| MICHIGAN | 3,389,160 | 1.24 | 24 | 22 | 44 |
| MINNESOTA | 2,046,321 | 0.75 | 31 | 31 | 39 |
| MISSISSIPPI | 2,522,049 | 0.92 | 29 | 24 | 21 |
| MISSOURI | 7,643,528 | 2.79 | 10 | 20 | 11 |
| MONTANA | 449,946 | 0.16 | 47 | 48 | 36 |
| NEBRASKA | 485,717 | 0.18 | 46 | 44 | 49 |
| NEVADA | 1,386,017 | 0.51 | 37 | 37 | 24 |
| NEW HAMPSHIRE | 665,179 | 0.24 | 42 | 42 | 34 |
| NEW JERSEY | 4,656,164 | 1.70 | 21 | 21 | 33 |
| NEW MEXICO | 5,742,489 | 2.09 | 16 | 14 | 3 |
| NEW YORK | 6,605,660 | 2.41 | 12 | 10 | 43 |
| NORTH CAROLINA | 3,177,344 | 1.16 | 25 | 28 | 40 |
| NORTH DAKOTA | 360,174 | 0.13 | 48 | 49 | 32 |
| OHIO | 5,957,881 | 2.17 | 15 | 16 | 35 |
| OKLAHOMA | 2,164,148 | 0.79 | 30 | 29 | 27 |
| OREGON | 1,046,364 | 0.38 | 39 | 40 | 48 |
| PENNSYLVANIA | 7,381,970 | 2.69 | 11 | 9 | 29 |
| RHODE ISLAND | 601,641 | 0.22 | 43 | 45 | 31 |
| SOUTH CAROLINA | 3,452,446 | 1.26 | 23 | 23 | 23 |
| SOUTH DAKOTA | 340,192 | 0.12 | 49 | 47 | 38 |
| TENNESSEE | 5,510,309 | 2.01 | 17 | 18 | 19 |
| TEXAS | 28,802,832 | 10.50 | 3 | 3 | 10 |
| UTAH | 2,589,750 | 0.94 | 28 | 30 | 13 |
| VERMONT | 528,357 | 0.19 | 45 | 46 | 22 |
| VIRGINIA | 29,604,405 | 10.80 | 2 | 2 | 2 |
| WASHINGTON | 6,341,421 | 2.31 | 14 | 15 | 16 |
| WEST VIRGINIA | 569,073 | 0.21 | 44 | 43 | 47 |
| WISCONSIN | 1,744,773 | 0.64 | 34 | 32 | 45 |
| WYOMING | 182,071 | 0.07 | 51 | 51 | 42 |
| U.S. OUTLYING AREAS | 1,654,041 | 0.60 | | | |

FEDERAL PROCUREMENT DATA SYSTEM
TOP 10 STATES BY PROCUREMENT FOR LAST 5 YEARS (Billions)
Actions Reported Individually on SF279

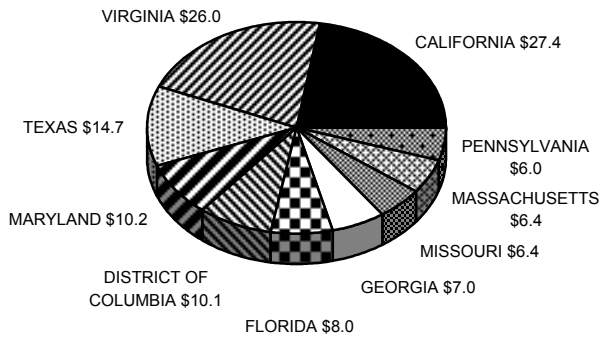
FISCAL YEAR 1999



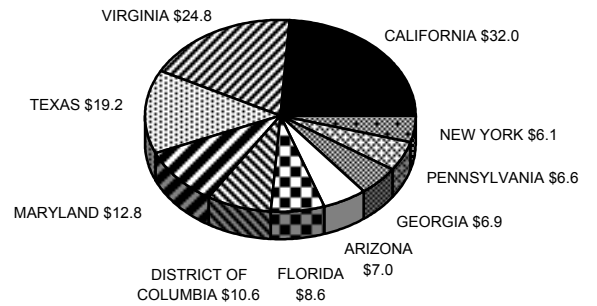
FISCAL YEAR 2000



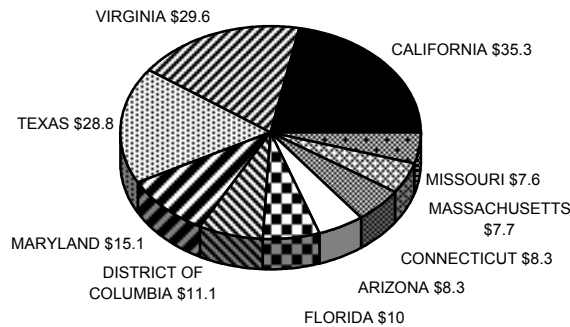
FISCAL YEAR 2001



FISCAL YEAR 2002



**FISCAL YEAR 2003
(Year to Date)**



FEDERAL PROCUREMENT DATA SYSTEM
FEDERAL PROCUREMENT DOLLARS BY STATE
 Fiscal Year 2003 Through Fourth Quarter

ALABAMA

Population 4,447,100

Total Procurement By Place of Performance 6,571,303

Per Capita Procurement \$1,477.66

Rank Per Capita 9

Last Year 9

| TOP FIVE COUNTIES | | | | | |
|---|----------------------------|-----------------------------------|----------------------------|--------------------------|-------------|
| NAME OF COUNTIES | CIVILIAN AGENCIES | | DEPT OF DEFENSE | | TOTAL (000) |
| | SMALL DIS-ADVANTAGED (000) | OTHER (000) | SMALL-DIS ADVANTAGED (000) | OTHER (000) | |
| 1. MADISON | 122,606 | 504,853 | 431,678 | 4,040,016 | 4,667,475 |
| 2. MONTGOMERY | 2,494 | 96,143 | 33,164 | 286,674 | 418,475 |
| 3. DALE | 0 | 3,156 | 21,894 | 368,285 | 393,335 |
| 4. CALHOUN | 3,508 | 35,302 | 47,038 | 156,583 | 242,431 |
| 5. JEFFERSON | 7,058 | 141,855 | 1,628 | 18,489 | 169,030 |
| TOP FIVE AGENCIES WITH PLACE OF PERFORMANCE IN THIS STATE (000) | | | | | |
| 1. DEFENSE, DEPARTMENT OF | | | | | 5,510,575 |
| 2. NATIONAL AERONAUTICS AND SPACE ADMINISTRATION | | | | | 478,397 |
| 3. GENERAL SERVICES ADMINISTRATION | | | | | 205,187 |
| 4. VETERANS AFFAIRS, DEPARTMENT OF | | | | | 72,776 |
| 5. HEALTH AND HUMAN SERVICES, DEPARTMENT OF | | | | | 63,797 |
| TOP FIVE CONTRACTING OFFICES LOCATED IN THIS STATE (000) | | | | | |
| ARMY, AVIATION AND MISSILE COMMAND (AH23), REDSTONE ARSENAL | | | | | 6,134,651 |
| ARMY, AVIATION AND MISSILE COMMAND (AH01), REDSTONE ARSENAL | | | | | 3,832,638 |
| NASA, MARSHALL SPACE FLIGHT CENTER | | | | | 2,039,186 |
| ARMY, SPACE AND STRATEGIC DEF CMD, HUNTSVILLE | | | | | 2,002,193 |
| ARMY, ENGINEER AND SUPPORT, HUNTSVILLE | | | | | 973,760 |
| TYPE OF PRODUCT OR SERVICE | SMALL BUSINESS (000) | LARGE BUSINESS (000) | STATE & LOCAL GOV'T (000) | NON-PROFIT & OTHER (000) | TOTAL (000) |
| CONSTRUCTION | 190,875 | 59,556 | 0 | 103 | 250,534 |
| R & D | 783,022 | 2,229,821 | 0 | 61,513 | 3,074,356 |
| SERVICES | 682,458 | 1,499,421 | 5,155 | 71,337 | 2,258,371 |
| SUPPLIES & EQUIPMENT | 395,063 | 576,692 | 49 | 16,238 | 988,042 |
| TOTAL | 2,051,418 | 4,365,490 | 5,204 | 149,191 | 6,571,303 |
| TOP CONTRACTORS PERFORMING IN THIS STATE | | | | | |
| CIVILIAN AGENCIES CONTRACTORS | DOLLARS (000) | DEPARTMENT OF DEFENSE CONTRACTORS | | DOLLARS (000) | |
| 1. COMPUTER SCIENCES CORPORATION | 112,164 | 1. BOEING COMPANY THE | | 1,959,405 | |
| 2. CADDELL CONSTRUCTION CO INC | 60,913 | 2. COMPUTER SCIENCES CORPORATION | | 335,923 | |
| 3. LOCKHEED MARTIN CORPORATION | 51,540 | 3. DYNETICS INC | | 175,709 | |
| 4. JACOBS ENGINEERING GROUP INC | 50,120 | 4. B A E SYSTEMS PLC | | 102,377 | |
| 5. AMERISOURCEBERGEN CORPORATION | 36,949 | 5. GENERAL DYNAMICS CORPORATION | | 97,924 | |
| 6. ACCENTURE LLP | 36,774 | 6. CAS INC | | 91,129 | |
| 7. GOLD KIST INC | 30,520 | 7. PARSONS CORPORATION | | 90,112 | |
| 8. SCIENCE APPLICATIONS INTL CORP | 29,301 | 8. INTERGRAPH CORPORATION | | 87,506 | |
| 9. UNIVERSITY OF ALABAMA | 27,508 | 9. CAMBER CORPORATION | | 82,855 | |
| 10. TELEDYNE TECHNOLOGIES INC | 26,314 | 10. AMERICAN APPAREL INC | | 80,136 | |

FEDERAL PROCUREMENT DATA SYSTEM
FEDERAL PROCUREMENT DOLLARS BY STATE
 Fiscal Year 2003 Through Fourth Quarter

ALASKA

Population 626,932

Total Procurement By Place of Performance 1,626,825

Per Capita Procurement \$2,594.89

Rank Per Capita 5

Last Year 5

| TOP FIVE COUNTIES | | | | | |
|---|-------------------------------------|--------------------------------------|------------------------------------|---------------------------------|------------------|
| NAME OF COUNTIES | CIVILIAN AGENCIES | | DEPT OF DEFENSE | | TOTAL (000) |
| | SMALL DIS- ADVAN- TAGED (000) | OTHER (000) | SMALL-DIS ADVAN- TAGED (000) | OTHER (000) | |
| 1. ANCHORAGE | 100,879 | 75,081 | 299,586 | 343,613 | 819,159 |
| 2. FAIRBANKS NORTH | 4,489 | 25,163 | 62,609 | 220,384 | 312,645 |
| 3. SOUTHEAST FAIRBANKS | 681 | 1,999 | 27,942 | 82,825 | 113,447 |
| 4. YUKON-KOYUKUK | 696 | 2,613 | 2,394 | 64,289 | 69,992 |
| 5. KODIAK ISLAND | 14,393 | 23,422 | 117 | 7,513 | 45,445 |
| TOP FIVE AGENCIES WITH PLACE OF PERFORMANCE IN THIS STATE (000) | | | | | |
| 1. DEFENSE, DEPARTMENT OF | | | | | 1,236,676 |
| 2. INTERIOR, DEPARTMENT OF THE | | | | | 73,620 |
| 3. STATE, DEPARTMENT OF | | | | | 55,664 |
| 4. AGRICULTURE, DEPARTMENT OF | | | | | 46,074 |
| 5. GENERAL SERVICES ADMINISTRATION | | | | | 42,801 |
| TOP FIVE CONTRACTING OFFICES LOCATED IN THIS STATE (000) | | | | | |
| ARMY, ENGINEER DISTRICT, ANCHORAGE | | | | | 376,938 |
| USAF, 3 CONS/LGC MGMT ANL & SUPT FLGHT, ELMENDORF AFB | | | | | 161,964 |
| ARMY, ACA, FORT RICHARDSON | | | | | 88,359 |
| USAF, 354TH CONS/LGC MGMT ANL & SPT FT, EIELSON AFB | | | | | 58,579 |
| AGRICULTURE, FOREST SERVICE, KETCHIKAN | | | | | 17,273 |
| TYPE OF PRODUCT OR SERVICE | SMALL BUSINESS (000) | LARGE BUSINESS (000) | STATE & LOCAL GOV'T (000) | NON- PROFIT & OTHER (000) | TOTAL (000) |
| CONSTRUCTION | 386,448 | 306,098 | 0 | 180 | 692,726 |
| R & D | 46,102 | 1,932 | 78 | 10,592 | 58,704 |
| SERVICES | 329,173 | 290,094 | 2,756 | 24,611 | 646,634 |
| SUPPLIES & EQUIPMENT | 142,185 | 82,674 | 338 | 3,564 | 228,761 |
| TOTAL | 903,908 | 680,798 | 3,172 | 38,947 | 1,626,825 |
| TOP CONTRACTORS PERFORMING IN THIS STATE | | | | | |
| CIVILIAN AGENCIES CONTRACTORS | DOLLARS (000) | DEPARTMENT OF DEFENSE CONTRACTORS | | DOLLARS (000) | |
| 1. ASRC CONSTRUCTORS INC | 29,980 | 1. CHUGACH ALASKA CORPORATION | | 104,585 | |
| 2. KUK/BRG GLOBAL | 25,524 | 2. FLUOR CORP | | 73,871 | |
| 3. SOUTHEAST ROAD BUILDERS INC | 20,634 | 3. DAVIS WATTERSON JV | | 72,089 | |
| 4. ALASKA FEDERATION OF NATIVES INC | 14,967 | 4. ALASKA INDUSTRIAL RESOURCES INC | | 52,583 | |
| 5. UNIVERSITY OF ALASKA | 13,774 | 5. ARCTEC SERVICES JV | | 41,297 | |
| 6. F & R INC | 13,087 | 6. HUNT STRAND CONSTRUCTION INC | | 35,719 | |
| 7. AFOGNAK NATIVE CORPORATION | 12,352 | 7. LYNDEN INC | | 32,256 | |
| 8. MCKINLEY CHUGACH INC | 8,870 | 8. ARCTEC ALASKA JV | | 29,356 | |
| 9. DAVIS CONSTRUCTORS & ENGINEERS | 8,196 | 9. NEESER CONSTRUCTION INC | | 28,408 | |
| 10. THALES | 8,082 | 10. WILLIAMS COMPANIES INC | | 28,027 | |

FEDERAL PROCUREMENT DATA SYSTEM
FEDERAL PROCUREMENT DOLLARS BY STATE
 Fiscal Year 2003 Through Fourth Quarter

ARIZONA

Population 5,130,632

Total Procurement By Place of Performance 8,329,565

Per Capita Procurement \$1,623.49

Rank Per Capita 7

Last Year 7

| TOP FIVE COUNTIES | | | | | |
|---|----------------------------|-----------------------------------|----------------------------|--------------------------|-------------|
| NAME OF COUNTIES | CIVILIAN AGENCIES | | DEPT OF DEFENSE | | TOTAL (000) |
| | SMALL DIS-ADVANTAGED (000) | OTHER (000) | SMALL-DIS ADVANTAGED (000) | OTHER (000) | |
| 1. MARICOPA | 31,264 | 355,413 | 40,944 | 4,235,712 | 4,663,333 |
| 2. PIMA | 9,849 | 92,414 | 16,360 | 2,765,261 | 2,883,884 |
| 3. COCHISE | 2,058 | 55,739 | 37,148 | 319,983 | 414,928 |
| 4. YUMAI | 1,888 | 10,693 | 28,398 | 108,039 | 149,015 |
| 5. PINAL | 209 | 49,465 | 734 | 440 | 50,848 |
| TOP FIVE AGENCIES WITH PLACE OF PERFORMANCE IN THIS STATE (000) | | | | | |
| 1. DEFENSE, DEPARTMENT OF | | | | | 7,564,218 |
| 2. INTERIOR, DEPARTMENT OF THE | | | | | 129,400 |
| 3. JUSTICE, DEPARTMENT OF | | | | | 104,223 |
| 4. ENERGY, DEPARTMENT OF | | | | | 78,900 |
| 5. GENERAL SERVICES ADMINISTRATION | | | | | 76,177 |
| TOP FIVE CONTRACTING OFFICES LOCATED IN THIS STATE (000) | | | | | |
| INTERIOR,NBC/ACQUISITION SERVICES DIV, FT HUACHUCA | | | | | 649,709 |
| ARMY, ACA, FORT HUACHUCA | | | | | 244,478 |
| ARMY, COMMUNICATIONS-ELECTRONICS, FT HUACHUCA | | | | | 160,521 |
| USAF, 355 CONS/CC, DAVIS-MOUNTAIN AFB | | | | | 77,737 |
| ARMY, ACA, YUMA PROVING GROUND | | | | | 74,659 |
| TYPE OF PRODUCT OR SERVICE | SMALL BUSINESS (000) | LARGE BUSINESS (000) | STATE & LOCAL GOV'T (000) | NON-PROFIT & OTHER (000) | TOTAL (000) |
| CONSTRUCTION | 201,101 | 105,601 | 1,407 | 251 | 308,360 |
| R & D | 80,888 | 768,199 | 80 | 14,767 | 863,934 |
| SERVICES | 333,703 | 1,969,543 | 4,781 | 52,403 | 2,360,430 |
| SUPPLIES & EQUIPMENT | 336,910 | 3,711,466 | 173 | 748,292 | 4,796,841 |
| TOTAL | 952,602 | 6,554,809 | 6,441 | 815,713 | 8,329,565 |
| TOP CONTRACTORS PERFORMING IN THIS STATE | | | | | |
| CIVILIAN AGENCIES CONTRACTORS | DOLLARS (000) | DEPARTMENT OF DEFENSE CONTRACTORS | | DOLLARS (000) | |
| 1. GENERAL DYNAMICS CORPORATION | 84,665 | 1. RAYTHEON COMPANY | | 2,270,901 | |
| 2. CORRECTIONS CORP OF AMERICA | 76,885 | 2. BOEING COMPANY THE | | 1,261,438 | |
| 3. MASLONKA & ASSOCIATES INC | 53,691 | 3. TRIWEST HEALTHCARE ALLIANCE CO | | 1,189,554 | |
| 4. HONEYWELL INTERNATIONAL INC | 27,644 | 4. HONEYWELL INTERNATIONAL INC | | 481,688 | |
| 5. NORTHROP GRUMMAN CORPORATION | 24,603 | 5. GENERAL DYNAMICS CORPORATION | | 402,044 | |
| 6. INTEROP JOINT VENTURE | 24,093 | 6. RAYTHEON/LOCKHEED MRTN JAVELIN | | 289,324 | |
| 7. ORBITAL SCIENCES CORPORATION | 20,589 | 7. MCKESSON CORPORATION | | 189,019 | |
| 8. SPECTRUM ASTRO INC | 20,296 | 8. ARMOR HOLDINGS INC | | 92,290 | |
| 9. RES-CARE INC | 16,108 | 9. ORBITAL SCIENCES CORPORATION | | 85,810 | |
| 10. CONTINENTAL FLOORING COMPANY INC | 16,047 | 10. NEW MEXICO TECHNOLOGY GRP LLC | | 83,756 | |

FEDERAL PROCUREMENT DATA SYSTEM
FEDERAL PROCUREMENT DOLLARS BY STATE
 Fiscal Year 2003 Through Fourth Quarter

ARKANSAS

Population 2,673,400

Total Procurement By Place of Performance 753,675

Per Capita Procurement \$281.91

Rank Per Capita 50

Last Year 39

| TOP FIVE COUNTIES | | | | | |
|---|-------------------------------------|--------------------------------------|------------------------------------|---------------------------------|----------------|
| NAME OF COUNTIES | CIVILIAN AGENCIES | | DEPT OF DEFENSE | | TOTAL (000) |
| | SMALL DIS- ADVAN- TAGED (000) | OTHER (000) | SMALL-DIS ADVAN- TAGED (000) | OTHER (000) | |
| 1. PULASKI | 11,395 | 82,732 | 44,231 | 197,516 | 335,874 |
| 2. JEFFERSON | 3,627 | 4,678 | 5,463 | 128,240 | 142,008 |
| 3. WASHINGTON | 6,161 | 4,072 | 32 | 20,234 | 31,328 |
| 4. CALHOUN | 0 | 39 | 0 | 29,438 | 29,477 |
| 5. COLUMBIA | 3,170 | 3,765 | 0 | 16,051 | 22,986 |
| TOP FIVE AGENCIES WITH PLACE OF PERFORMANCE IN THIS STATE (000) | | | | | |
| 1. DEFENSE, DEPARTMENT OF | | | | | 577,681 |
| 2. VETERANS AFFAIRS, DEPARTMENT OF | | | | | 65,805 |
| 3. HEALTH AND HUMAN SERVICES, DEPARTMENT OF | | | | | 39,644 |
| 4. AGRICULTURE, DEPARTMENT OF | | | | | 32,818 |
| 5. GENERAL SERVICES ADMINISTRATION | | | | | 14,431 |
| TOP FIVE CONTRACTING OFFICES LOCATED IN THIS STATE (000) | | | | | |
| USAF, 314 CONS/CC, LITTLE ROCK | | | | | 61,977 |
| ARMY, ENGINEER DIST (CIVIL), LITTLE ROCK | | | | | 59,208 |
| VA MEDICAL CENTER, NORTH LITTLE ROCK | | | | | 40,648 |
| ARMY, ENGINEER DISTRICT, LITTLE ROCK | | | | | 32,123 |
| ARMY ROBERT MORRIS ACQUISITION, PINE BLUFF | | | | | 23,941 |
| TYPE OF PRODUCT OR SERVICE | SMALL BUSINESS (000) | LARGE BUSINESS (000) | STATE & LOCAL GOV'T (000) | NON- PROFIT & OTHER (000) | TOTAL (000) |
| CONSTRUCTION | 120,800 | 150,907 | 0 | 10 | 271,717 |
| R & D | 1,957 | 566 | 0 | 796 | 3,319 |
| SERVICES | 43,688 | 178,597 | 1,986 | 17,548 | 241,819 |
| SUPPLIES & EQUIPMENT | 78,054 | 145,774 | 0 | 12,992 | 236,820 |
| TOTAL | 244,499 | 475,844 | 1,986 | 31,346 | 753,675 |
| TOP CONTRACTORS PERFORMING IN THIS STATE | | | | | |
| CIVILIAN AGENCIES CONTRACTORS | DOLLARS (000) | DEPARTMENT OF DEFENSE CONTRACTORS | | DOLLARS (000) | |
| 1. ARKANSAS BLUE CROSS & BLUE SHIELD | 24,652 | 1. RAYTHEON COMPANY | | 102,676 | |
| 2. AMERISOURCEBERGEN CORPORATION | 20,158 | 2. AIR TRANSPORT INTERNATIONAL LLC | | 74,558 | |
| 3. CONAGRA FOODS INC | 8,200 | 3. LOCKHEED MARTIN CORPORATION | | 32,888 | |
| 4. FLUOR CORP | 6,979 | 4. GENERAL DYNAMICS CORPORATION | | 29,465 | |
| 5. DOYNE INC | 6,621 | 5. JONES J A/ATKINSON CONSTRUCTORS | | 20,922 | |
| 6. ALLIANT FOOD SERVICE INC | 6,489 | 6. HENSEL PHELPS CONSTRUCTION CO | | 17,927 | |
| 7. RICELAND FOODS INC | 6,343 | 7. ZODIAC SA | | 16,833 | |
| 8. WB BRAWLEY COMPANY | 4,542 | 8. TYSON FOODS INC | | 16,628 | |
| 9. ESI / KINCO JOINT VENTURE | 4,498 | 9. BANCROFT CAP COMPANY INC | | 14,970 | |
| 10. TYSON FOODS INC | 4,424 | 10. MC CLENDON RESOURCES INC | | 10,321 | |

FEDERAL PROCUREMENT DATA SYSTEM
FEDERAL PROCUREMENT DOLLARS BY STATE
 Fiscal Year 2003 Through Fourth Quarter

CALIFORNIA

Population 33,871,648

Total Procurement By Place of Performance 35,343,715

Per Capita Procurement \$1,043.46

Rank Per Capita 17

Last Year 12

| TOP FIVE COUNTIES | | | | | |
|---|----------------------------|-----------------------------------|----------------------------|--------------------------|-------------------|
| NAME OF COUNTIES | CIVILIAN AGENCIES | | DEPT OF DEFENSE | | TOTAL (000) |
| | SMALL DIS-ADVANTAGED (000) | OTHER (000) | SMALL-DIS ADVANTAGED (000) | OTHER (000) | |
| 1. LOS ANGELES | 100,021 | 3,044,735 | 139,260 | 10,292,163 | 13,576,179 |
| 2. SAN DIEGO | 56,700 | 456,275 | 297,959 | 4,399,990 | 5,210,924 |
| 3. SANTA CLARA | 110,082 | 742,013 | 14,653 | 3,771,280 | 4,638,028 |
| 4. ORANGE | 18,805 | 430,804 | 39,178 | 2,097,995 | 2,586,782 |
| 5. ALAMEDA | 21,973 | 2,185,071 | 14,748 | 256,003 | 2,477,795 |
| TOP FIVE AGENCIES WITH PLACE OF PERFORMANCE IN THIS STATE (000) | | | | | |
| 1. DEFENSE, DEPARTMENT OF | | | | | 26,079,158 |
| 2. NATIONAL AERONAUTICS AND SPACE ADMINISTRATION | | | | | 3,103,017 |
| 3. ENERGY, DEPARTMENT OF | | | | | 2,307,065 |
| 4. GENERAL SERVICES ADMINISTRATION | | | | | 1,039,120 |
| 5. AGRICULTURE, DEPARTMENT OF | | | | | 508,059 |
| TOP FIVE CONTRACTING OFFICES LOCATED IN THIS STATE (000) | | | | | |
| NASA, OAKLAND OPERATIONS OFFICE | | | | | 2,318,858 |
| NASA, JETPROPULSION LAB, PASADENA | | | | | 1,547,329 |
| USAF, SMC/PKJ LOS ANGELES AFB | | | | | 1,075,433 |
| USAF, SMC/PKZ LOS ANGELES AFB | | | | | 985,296 |
| NAVY, FACILITIES ENGINEERING COM, SAN DIEGO | | | | | 938,769 |
| TYPE OF PRODUCT OR SERVICE | SMALL BUSINESS (000) | LARGE BUSINESS (000) | STATE & LOCAL GOV'T (000) | NON-PROFIT & OTHER (000) | TOTAL (000) |
| CONSTRUCTION | 904,778 | 848,499 | 17 | 3,572 | 1,756,866 |
| R & D | 733,759 | 5,768,537 | 248 | 1,653,242 | 8,155,786 |
| SERVICES | 2,222,012 | 6,294,432 | 38,614 | 3,381,014 | 11,936,072 |
| SUPPLIES & EQUIPMENT | 1,833,028 | 11,289,852 | 1,039 | 371,072 | 13,494,991 |
| TOTAL | 5,693,577 | 24,201,320 | 39,918 | 5,408,900 | 35,343,715 |
| TOP CONTRACTORS PERFORMING IN THIS STATE | | | | | |
| CIVILIAN AGENCIES CONTRACTORS | DOLLARS (000) | DEPARTMENT OF DEFENSE CONTRACTORS | | DOLLARS (000) | |
| 1. UNIVERSITY OF CALIFORNIA | 2,075,225 | 1. BOEING COMPANY THE | | 5,147,313 | |
| 2. CALIFORNIA INST OF TECHNOLOGY | 1,536,127 | 2. LOCKHEED MARTIN CORPORATION | | 3,769,501 | |
| 3. BOEING COMPANY THE | 776,467 | 3. NORTHROP GRUMMAN CORPORATION | | 2,565,299 | |
| 4. LELAND JUNIOR STANFORD UNIVERSITY | 312,292 | 4. RAYTHEON COMPANY | | 1,048,419 | |
| 5. NORTHROP GRUMMAN CORPORATION | 234,018 | 5. SCIENCE APPLICATIONS INTL CORP | | 1,024,134 | |
| 6. SCIENCE APPLICATIONS INTL CORP | 189,404 | 6. GENERAL DYNAMICS CORPORATION | | 656,259 | |
| 7. DICK CORPORATION | 135,236 | 7. TELEDYNE INC | | 645,897 | |
| 8. AMERISOURCEBERGEN CORPORATION | 132,071 | 8. AEROSPACE CORPORATION THE | | 539,308 | |
| 9. MITSUBISHI CORPORATION | 103,350 | 9. HEALTH NET INC | | 513,962 | |
| 10. LOCKHEED MARTIN CORPORATION | 85,121 | 10. UNITED DEFENSE INDUSTRIES INC | | 308,263 | |

FEDERAL PROCUREMENT DATA SYSTEM
FEDERAL PROCUREMENT DOLLARS BY STATE
 Fiscal Year 2003 Through Fourth Quarter

COLORADO

Population 4,301,261

Total Procurement By Place of Performance 4,810,489

Per Capita Procurement \$1,118.39

Rank Per Capita 15

Last Year 11

| TOP FIVE COUNTIES | | | | | |
|---|----------------------------|-----------------------------------|----------------------------|--------------------------|------------------|
| NAME OF COUNTIES | CIVILIAN AGENCIES | | DEPT OF DEFENSE | | TOTAL (000) |
| | SMALL DIS-ADVANTAGED (000) | OTHER (000) | SMALL-DIS ADVANTAGED (000) | OTHER (000) | |
| 1. EL PASO | 55,687 | 129,242 | 259,241 | 1,258,321 | 1,702,491 |
| 2. JEFFERSON | 67,703 | 1,009,840 | 2,557 | 19,649 | 1,099,749 |
| 3. BOULDER | 14,890 | 285,844 | 6,194 | 286,369 | 626,739 |
| 4. ARAPAHOE | 29,959 | 159,013 | 6,058 | 162,219 | 526,080 |
| 5. DENVER | 89,624 | 301,986 | 18,051 | 102,100 | 511 |
| TOP FIVE AGENCIES WITH PLACE OF PERFORMANCE IN THIS STATE (000) | | | | | |
| 1. DEFENSE, DEPARTMENT OF | | | | | 2,471,116 |
| 2. ENERGY, DEPARTMENT OF | | | | | 1,060,955 |
| 3. GENERAL SERVICES ADMINISTRATION | | | | | 369,587 |
| 4. NATIONAL AERONAUTICS AND SPACE ADMINISTRATION | | | | | 212,634 |
| 5. INTERIOR, DEPARTMENT OF THE | | | | | 194,177 |
| TOP FIVE CONTRACTING OFFICES LOCATED IN THIS STATE (000) | | | | | |
| DOD,TRICARE SUPPORT OFFICE, AURORA | | | | | 4,092,155 |
| ENERGY, ROCKY FLATS OFFICE, GOLDEN | | | | | 677,921 |
| USAF,21 CONS/LGC, PETERSON AFB | | | | | 285,895 |
| GSA, FTS CONTRACTING STAFF, DENVER | | | | | 251,594 |
| ENERGY, GOLDEN FIELD OFFICE | | | | | 235,964 |
| TYPE OF PRODUCT OR SERVICE | SMALL BUSINESS (000) | LARGE BUSINESS (000) | STATE & LOCAL GOV'T (000) | NON-PROFIT & OTHER (000) | TOTAL (000) |
| CONSTRUCTION | 304,156 | 121,808 | 0 | 86 | 426,050 |
| R & D | 92,765 | 458,305 | 197 | 40,869 | 592,136 |
| SERVICES | 751,852 | 2,011,138 | 8,338 | 288,741 | 3,060,069 |
| SUPPLIES & EQUIPMENT | 235,243 | 488,397 | 866 | 7,728 | 732,234 |
| TOTAL | 1,384,016 | 3,079,648 | 9,401 | 337,424 | 4,810,489 |
| TOP CONTRACTORS PERFORMING IN THIS STATE | | | | | |
| CIVILIAN AGENCIES CONTRACTORS | DOLLARS (000) | DEPARTMENT OF DEFENSE CONTRACTORS | | DOLLARS (000) | |
| 1. KAISER-HILL COMPANY LLC | 675,127 | 1. LOCKHEED MARTIN CORPORATION | | 412,077 | |
| 2. MIDWEST RESEARCH INSTITUTE | 229,557 | 2. ITT INDUSTRIES INC | | 202,191 | |
| 3. BALL CORPORATION | 109,058 | 3. NORTHROP GRUMMAN CORPORATION | | 170,192 | |
| 4. LOCKHEED MARTIN CORPORATION | 82,756 | 4. HONEYWELL INTERNATIONAL INC | | 94,969 | |
| 5. FIRST PRESTON MANAGEMENT INC | 72,869 | 5. SPACE IMAGING LLC | | 78,132 | |
| 6. INTERNATIONAL BUSINESS MACHINE | 44,688 | 6. BALL CORPORATION | | 76,627 | |
| 7. PLATEAU GROUP LLC | 38,015 | 7. HARRIS CORPORATION | | 74,657 | |
| 8. SAFEGUARD SCIENTIFICS INC | 34,924 | 8. BERKSHIRE HATHAWAY INC | | 72,079 | |
| 9. UNIVERSITY OF COLORADO | 31,986 | 9. TETRA TECH INC | | 69,124 | |
| 10. TSA SYSTEMS LTD | 31,450 | 10. SI INTERNATIONAL INC | | 47,968 | |

FEDERAL PROCUREMENT DATA SYSTEM
FEDERAL PROCUREMENT DOLLARS BY STATE
 Fiscal Year 2003 Through Fourth Quarter

CONNECTICUT

Population 3,405,565

Total Procurement By Place of Performance 8,293,959

Per Capita Procurement \$2,435.41

Rank Per Capita 6

Last Year 6

| TOP FIVE COUNTIES | | | | | |
|---|----------------------------|-----------------------------------|----------------------------|--------------------------|------------------|
| NAME OF COUNTIES | CIVILIAN AGENCIES | | DEPT OF DEFENSE | | TOTAL (000) |
| | SMALL DIS-ADVANTAGED (000) | OTHER (000) | SMALL-DIS ADVANTAGED (000) | OTHER (000) | |
| 1. HARTFORD | 10,597 | 116,100 | 4,783 | 3,440,162 | 3,571,642 |
| 2. NEW LONDON | 1,446 | 33,061 | 15,145 | 2,334,594 | 2,384,246 |
| 3. FAIRFIELD | 1,569 | 123,819 | 900 | 1,573,497 | 1,699,785 |
| 4. MIDDLESEX | 0 | 1,229 | 135 | 354,820 | 356,184 |
| 5. NEW HAVEN | 3,863 | 95,906 | 5,221 | 108,148 | 213,138 |
| TOP FIVE AGENCIES WITH PLACE OF PERFORMANCE IN THIS STATE (000) | | | | | |
| 1. DEFENSE, DEPARTMENT OF | | | | | 7,894,845 |
| 2. NATIONAL AERONAUTICS AND SPACE ADMINISTRATION | | | | | 101,783 |
| 3. VETERANS AFFAIRS, DEPARTMENT OF | | | | | 94,572 |
| 4. GENERAL SERVICES ADMINISTRATION | | | | | 51,354 |
| 5. EDUCATION, DEPARTMENT OF | | | | | 32,622 |
| TOP FIVE CONTRACTING OFFICES LOCATED IN THIS STATE (000) | | | | | |
| NAVY, SUPERVISOR SHIPBUILDING CONVERSION, GROTON | | | | | 82,625 |
| VA MEDICAL CENTER, WEST HAVEN | | | | | 42,362 |
| ARMY, USPFO FOR CONNECTICUT, HARTFORD | | | | | 11,334 |
| TRANSPORTATION, COAST GUARD, GROTON | | | | | 7,355 |
| JUSTICE, FEDERAL PRISON SYSTEM, DANBURY | | | | | 3,698 |
| TYPE OF PRODUCT OR SERVICE | SMALL BUSINESS (000) | LARGE BUSINESS (000) | STATE & LOCAL GOV'T (000) | NON-PROFIT & OTHER (000) | TOTAL (000) |
| CONSTRUCTION | 41,458 | 53,756 | 0 | 368 | 95,582 |
| R & D | 51,981 | 886,600 | 2,298 | 4,360 | 945,239 |
| SERVICES | 71,463 | 589,522 | 2,089 | 34,507 | 697,581 |
| SUPPLIES & EQUIPMENT | 397,461 | 6,015,964 | 0 | 142,132 | 6,555,557 |
| TOTAL | 562,363 | 7,545,842 | 4,387 | 181,367 | 8,293,959 |
| TOP CONTRACTORS PERFORMING IN THIS STATE | | | | | |
| CIVILIAN AGENCIES CONTRACTORS | DOLLARS (000) | DEPARTMENT OF DEFENSE CONTRACTORS | | DOLLARS (000) | |
| 1. UNITED TECHNOLOGIES CORPORATION | 92,696 | 1. UNITED TECHNOLOGIES CORP | | 4,606,436 | |
| 2. KONINKLIJKE PHILIPS ELECTRONIC | 55,628 | 2. GENERAL DYNAMICS CORPORATION | | 2,193,246 | |
| 3. COMPUTER SCIENCES CORPORATION | 32,446 | 3. PURDY CORPORATION | | 70,204 | |
| 4. DOW CHEMICAL COMPANY | 16,974 | 4. GOODRICH CORPORATION | | 59,532 | |
| 5. HAYNES CONSTRUCTION COMPANY | 13,520 | 5. ENGINEERED SUPPORT SYSTEMS INC | | 52,965 | |
| 6. ANTEON INTERNATIONAL CORPORATION | 11,622 | 6. S P X CORPORATION | | 52,945 | |
| 7. LAWRENCE BRUNOLI INC | 9,355 | 7. DYNAMIC GUNVER TECHNOLOGIES | | 47,325 | |
| 8. GLOBAL ASSOCIATES LTD INC | 6,499 | 8. KONINKLIJKE PHILIPS ELECTRONIC | | 37,612 | |
| 9. YALE UNIVERSITY | 5,914 | 9. NORTHEAST UTILITIES | | 35,710 | |
| 10. W-TRU-HITCH INC | 5,652 | 10. ENER-TEK INTERNATIONAL INC | | 28,938 | |

FEDERAL PROCUREMENT DATA SYSTEM
FEDERAL PROCUREMENT DOLLARS BY STATE
 Fiscal Year 2003 Through Fourth Quarter

DELAWARE

Population 783,600

Total Procurement By Place of Performance 206,186

Per Capita Procurement \$263.12

Rank Per Capita 51

Last Year 51

| TOP FIVE COUNTIES | | | | | |
|---|----------------------------|------------------------------------|----------------------------|--------------------------|----------------|
| NAME OF COUNTIES | CIVILIAN AGENCIES | | DEPT OF DEFENSE | | TOTAL (000) |
| | SMALL DIS-ADVANTAGED (000) | OTHER (000) | SMALL-DIS ADVANTAGED (000) | OTHER (000) | |
| 1. KENT | 620 | 3,608 | 21,038 | 104,320 | 129,586 |
| 2. NEW CASTLE | 7,120 | 28,845 | 363 | 36,430 | 72,758 |
| 3. SUSSEX | 10 | 1,673 | 727 | 1,432 | 3,842 |
| TOP FIVE AGENCIES WITH PLACE OF PERFORMANCE IN THIS STATE (000) | | | | | |
| 1. DEFENSE, DEPARTMENT OF | | | | | 164,310 |
| 2. ENVIRONMENTAL PROTECTION AGENCY | | | | | 11,525 |
| 3. GENERAL SERVICES ADMINISTRATION | | | | | 9,688 |
| 4. VETERANS AFFAIRS, DEPARTMENT OF | | | | | 8,861 |
| 5. AGRICULTURE, DEPARTMENT OF | | | | | 3,851 |
| TOP FIVE CONTRACTING OFFICES LOCATED IN THIS STATE (000) | | | | | |
| USAF,436 CONS/LGC, DOVER AFB | | | | | 53,043 |
| ARMY, USPFO FOR DELAWARE, NEW CASTLE | | | | | 12,403 |
| VA MEDICAL/RO CENTER, WILMINGTON | | | | | 11,447 |
| AGRICULTURE, FARMERS HOME ADMIN, DOVER | | | | | 237 |
| TYPE OF PRODUCT OR SERVICE | SMALL BUSINESS (000) | LARGE BUSINESS (000) | STATE & LOCAL GOV'T (000) | NON-PROFIT & OTHER (000) | TOTAL (000) |
| CONSTRUCTION | 33,524 | 43,473 | 0 | 0 | 76,997 |
| R & D | 6,301 | 185 | 0 | 554 | 7,040 |
| SERVICES | 18,809 | 27,174 | 493 | 21,921 | 68,397 |
| SUPPLIES & EQUIPMENT | 13,357 | 36,143 | 0 | 4,252 | 53,752 |
| TOTAL | 71,991 | 106,975 | 493 | 26,727 | 206,186 |
| TOP CONTRACTORS PERFORMING IN THIS STATE | | | | | |
| CIVILIAN AGENCIES CONTRACTORS | DOLLARS (000) | DEPARTMENT OF DEFENSE CONTRACTORS | | DOLLARS (000) | |
| 1. TETRA TECH INC | 9,474 | 1. HUNT BUILDING CORPORATION | | 17,457 | |
| 2. EAGLE DESIGN INC | 2,849 | 2. BEHRMAN CAPITAL | | 17,062 | |
| 3. AGILENT TECHNOLOGIES INC | 2,802 | 3. CAESAR RODNEY SCHOOL DISTRICT | | 10,803 | |
| 4. HONEYWELL INTERNATIONAL INC | 1,838 | 4. RICHARD E PIERSON CONSTRUCTION | | 7,989 | |
| 5. W L GORE & ASSOCIATES INC | 1,730 | 5. CHUGACH ALASKA CORPORATION | | 7,172 | |
| 6. GUARDIAN ENVIRONMENTAL SERVICE | 1,671 | 6. COAKLEY & WILLIAMS CONSTRUCTION | | 6,961 | |
| 7. TBI BEHEER BV | 1,623 | 7. EARTH SAVERS INC | | 5,909 | |
| 8. E I DU PONT DE NEMOURS AND CO | 1,367 | 8. MITTEN CONSTRUCTION CO | | 5,795 | |
| 9. M G A PARTNERS | 992 | 9. GEORGE & LYNCH INC | | 5,433 | |
| 10. ASTRAZENECA PLC | 875 | 10. LOCKHEED MARTIN CORPORATION | | 5,356 | |

FEDERAL PROCUREMENT DATA SYSTEM
FEDERAL PROCUREMENT DOLLARS BY STATE
 Fiscal Year 2003 Through Fourth Quarter

DISTRICT OF COLUMBIA

Population 572,059

Total Procurement By Place of Performance 11,099,808

Per Capita Procurement \$19,403.25

Rank Per Capita 1

Last Year 1

| TOP FIVE COUNTIES | | | | | |
|---|----------------------------|-----------------------------------|----------------------------|--------------------------|-------------|
| NAME OF COUNTIES | CIVILIAN AGENCIES | | DEPT OF DEFENSE | | TOTAL (000) |
| | SMALL DIS-ADVANTAGED (000) | OTHER (000) | SMALL-DIS ADVANTAGED (000) | OTHER (000) | |
| 1. DISTRICT OF COL | 1,315,974 | 8,030,682 | 187,782 | 1,565,370 | 11,099,808 |
| TOP FIVE AGENCIES WITH PLACE OF PERFORMANCE IN THIS STATE (000) | | | | | |
| 1. GENERAL SERVICES ADMINISTRATION | | | | | 2,247,896 |
| 2. DEFENSE, DEPARTMENT OF | | | | | 1,753,152 |
| 3. AGENCY FOR INTERNATIONAL DEVELOPMENT | | | | | 1,056,279 |
| 4. TRANSPORTATION, DEPARTMENT OF | | | | | 869,723 |
| 5. JUSTICE, DEPARTMENT OF | | | | | 866,943 |
| TOP FIVE CONTRACTING OFFICES LOCATED IN THIS STATE (000) | | | | | |
| ARMY, DEF. CONTRACT CMD | | | | | 2,213,113 |
| AGENCY FOR INTERNATIONAL DEVELOPMENT | | | | | 1,598,908 |
| NAVY, STRATEGIC SYSTEMS PROGRAMS | | | | | 1,275,901 |
| HOMELAND SECURITY, OFFICE OF ACQUISITION | | | | | 1,081,796 |
| TRANSPORTATION, OFFICE OF ACQUISITION | | | | | 1,078,856 |
| TYPE OF PRODUCT OR SERVICE | SMALL BUSINESS (000) | LARGE BUSINESS (000) | STATE & LOCAL GOV'T (000) | NON-PROFIT & OTHER (000) | TOTAL (000) |
| CONSTRUCTION | 311,706 | 344,049 | 0 | -187 | 655,568 |
| R & D | 126,332 | 141,748 | 1,170 | 101,051 | 370,301 |
| SERVICES | 2,617,974 | 5,773,131 | 65,665 | 358,653 | 8,815,423 |
| SUPPLIES & EQUIPMENT | 471,966 | 754,477 | 5,875 | 26,198 | 1,258,516 |
| TOTAL | 3,527,978 | 7,013,405 | 72,710 | 485,715 | 11,099,808 |
| TOP CONTRACTORS PERFORMING IN THIS STATE | | | | | |
| CIVILIAN AGENCIES CONTRACTORS | DOLLARS (000) | DEPARTMENT OF DEFENSE CONTRACTORS | | DOLLARS (000) | |
| 1. PEARSON PLC | 644,728 | 1. ROONEY BROTHERS COMPANY | | 98,181 | |
| 2. SCIENCE APPLICATIONS INTL CORP | 411,454 | 2. COMPUTER SCIENCES CORPORATION | | 71,891 | |
| 3. LOCKHEED MARTIN CORPORATION | 274,599 | 3. AT&T CORP | | 62,409 | |
| 4. ACCENTURE LLP | 272,414 | 4. B A E SYSTEMS PLC | | 43,523 | |
| 5. MANAGEMENT SYSTEMS INTERNATION | 242,420 | 5. URS CORPORATION | | 41,598 | |
| 6. DEVELOPMENT ALTERNATIVES INC | 241,140 | 6. MZM INC. | | 41,034 | |
| 7. DEVTECH SYSTEMS INC | 240,282 | 7. MANITOWOC COMPANY INC | | 40,508 | |
| 8. JUAREZ & ASSOCIATES INC | 240,000 | 8. ITT INDUSTRIES INC | | 36,351 | |
| 9. DAIMLERCHRYSLER AG | 188,579 | 9. SCIENCE APPLICATIONS INTL CORP | | 35,936 | |
| 10. DELMAR SYSTEMS INC | 166,033 | 10. BOOZ ALLEN HAMILTON INC | | 27,512 | |

FEDERAL PROCUREMENT DATA SYSTEM
FEDERAL PROCUREMENT DOLLARS BY STATE
 Fiscal Year 2003 Through Fourth Quarter

FLORIDA

Population 15,982,378

Total Procurement By Place of Performance 10,016,399

Per Capita Procurement \$626.71

Rank Per Capita 28

Last Year 29

| TOP FIVE COUNTIES | | | | | |
|---|----------------------------|-----------------------------------|----------------------------|--------------------------|-------------------|
| NAME OF COUNTIES | CIVILIAN AGENCIES | | DEPT OF DEFENSE | | TOTAL (000) |
| | SMALL DIS-ADVANTAGED (000) | OTHER (000) | SMALL-DIS ADVANTAGED (000) | OTHER (000) | |
| 1. ORANGE | 12,818 | 195,525 | 82,853 | 1,943,104 | 2,234,300 |
| 2. BREVARD | 33,030 | 867,172 | 46,360 | 1,269,468 | 2,216,030 |
| 3. DUVAL | 5,762 | 123,722 | 64,443 | 782,559 | 976,486 |
| 4. OKALOOSA | 6,306 | 13,437 | 137,842 | 792,905 | 950,490 |
| 5. HILLSBOROUGH | 3,336 | 119,915 | 9,680 | 702,916 | 835,847 |
| TOP FIVE AGENCIES WITH PLACE OF PERFORMANCE IN THIS STATE (000) | | | | | |
| 1. DEFENSE, DEPARTMENT OF | | | | | 7,998,878 |
| 2. NATIONAL AERONAUTICS AND SPACE ADMINISTRATION | | | | | 765,764 |
| 3. GENERAL SERVICES ADMINISTRATION | | | | | 387,460 |
| 4. VETERANS AFFAIRS, DEPARTMENT OF | | | | | 316,264 |
| 5. STATE, DEPARTMENT OF | | | | | 154,651 |
| TOP FIVE CONTRACTING OFFICES LOCATED IN THIS STATE (000) | | | | | |
| NASA, KENNEDY SPACE CENTER | | | | | 796,168 |
| USAF, AAC/YUK, ELGINAFB | | | | | 760,291 |
| DOD, USSOCOM HQ, DIR. OF PROCUREMENT, MACDILL AFB | | | | | 689,524 |
| USAF, 325 CONS/CC, TYNDALL AFB | | | | | 511,760 |
| NAVY, AIR WARFARE CENTER TRAINING, ORLANDO | | | | | 360,669 |
| TYPE OF PRODUCT OR SERVICE | SMALL BUSINESS (000) | LARGE BUSINESS (000) | STATE & LOCAL GOV'T (000) | NON-PROFIT & OTHER (000) | TOTAL (000) |
| CONSTRUCTION | 481,042 | 301,179 | 0 | -20 | 782,201 |
| R & D | 120,133 | 765,539 | 102 | 63,011 | 948,785 |
| SERVICES | 1,191,074 | 3,101,266 | 11,466 | 110,519 | 4,414,325 |
| SUPPLIES & EQUIPMENT | 950,556 | 2,735,299 | 1,479 | 183,754 | 3,871,088 |
| TOTAL | 2,742,805 | 6,903,283 | 13,047 | 357,264 | 10,016,399 |
| TOP CONTRACTORS PERFORMING IN THIS STATE | | | | | |
| CIVILIAN AGENCIES CONTRACTORS | DOLLARS (000) | DEPARTMENT OF DEFENSE CONTRACTORS | | DOLLARS (000) | |
| 1. SPACE GATEWAY SUPPORT | 297,256 | 1. LOCKHEED MARTIN CORPORATION | | 1,210,823 | |
| 2. COMPUTER SCIENCES CORPORATION | 132,807 | 2. NORTHROP GRUMMAN CORPORATION | | 783,341 | |
| 3. DELTA LAUNCH SERVICES INC | 107,126 | 3. RAYTHEON COMPANY | | 367,013 | |
| 4. BOEING COMPANY THE | 95,944 | 4. BOEING COMPANY THE | | 296,344 | |
| 5. ANTEON INTERNATIONAL CORPORATION | 94,844 | 5. LONGBOW LIMITED LIABILITY CORP | | 238,214 | |
| 6. AMERISOURCEBERGEN CORPORATION | 79,676 | 6. JACOBS ENGINEERING GROUP INC | | 208,556 | |
| 7. ELECTRONIC DATA SYSTEMS CORP | 72,638 | 7. GENERAL DYNAMICS CORPORATION | | 192,918 | |
| 8. LOCKHEED MARTIN CORPORATION | 44,573 | 8. HARRIS CORPORATION | | 176,606 | |
| 9. SPACEHAB INC | 41,789 | 9. D R S TECHNOLOGIES INC | | 160,332 | |
| 10. CROWLEY MARITIME CORPORATION | 41,702 | 10. DHB INDUSTRIES INC | | 155,695 | |

FEDERAL PROCUREMENT DATA SYSTEM
FEDERAL PROCUREMENT DOLLARS BY STATE
 Fiscal Year 2003 Through Fourth Quarter

GEORGIA

Population 8,186,453

Total Procurement By Place of Performance 4,817,284

Per Capita Procurement \$588.44

Rank Per Capita 30

Last Year 19

| TOP FIVE COUNTIES | | | | | |
|---|-------------------------------------|--------------------------------------|------------------------------------|---------------------------------|------------------|
| NAME OF COUNTIES | CIVILIAN AGENCIES | | DEPT OF DEFENSE | | TOTAL (000) |
| | SMALL DIS- ADVAN- TAGED (000) | OTHER (000) | SMALL-DIS ADVAN- TAGED (000) | OTHER (000) | |
| 1. FULTON | 142,600 | 895,053 | 87,017 | 470,886 | 1,595,556 |
| 2. COBB | 1,622 | 31,224 | 15,345 | 1,117,256 | 1,165,447 |
| 3. HOUSTON | 7,166 | 41,313 | 58,596 | 219,097 | 326,172 |
| 4. CHATHAM | 1,869 | 6,788 | 3,617 | 230,779 | 243,053 |
| 5. MUSCOGEE | 3,540 | 3,967 | 19,977 | 173,885 | 201,369 |
| TOP FIVE AGENCIES WITH PLACE OF PERFORMANCE IN THIS STATE (000) | | | | | |
| 1. DEFENSE, DEPARTMENT OF | | | | | 3,323,920 |
| 2. GENERAL SERVICES ADMINISTRATION | | | | | 501,199 |
| 3. HEALTH AND HUMAN SERVICES, DEPARTMENT OF | | | | | 489,721 |
| 4. VETERANS AFFAIRS, DEPARTMENT OF | | | | | 72,537 |
| 5. HOUSING AND URBAN DEVELOPMENT, DEPARTMENT OF | | | | | 69,464 |
| TOP FIVE CONTRACTING OFFICES LOCATED IN THIS STATE (000) | | | | | |
| USAF, ALC/LVK, ROBINS AFB | | | | | 863,922 |
| USAF, WR-ALC/LRK, ROBINS AFB | | | | | 836,466 |
| HHS, CENTERS FOR DISEASE CONTROL, ATLANTA | | | | | 766,261 |
| ARMY, ACA, SOUTH REGION, FT MCPHERSON | | | | | 463,075 |
| ARMY, ENGINEER DISTRICT, SAVANNAH | | | | | 411,357 |
| TYPE OF PRODUCT OR SERVICE | SMALL BUSINESS (000) | LARGE BUSINESS (000) | STATE & LOCAL GOV'T (000) | NON- PROFIT & OTHER (000) | TOTAL (000) |
| CONSTRUCTION | 292,014 | 264,696 | 0 | 18 | 556,728 |
| R & D | 31,117 | 49,169 | 0 | 48,922 | 129,208 |
| SERVICES | 725,052 | 1,151,737 | 15,774 | 106,401 | 1,998,964 |
| SUPPLIES & EQUIPMENT | 547,685 | 1,457,817 | 539 | 126,343 | 2,132,384 |
| TOTAL | 1,595,868 | 2,923,419 | 16,313 | 281,684 | 4,817,284 |
| TOP CONTRACTORS PERFORMING IN THIS STATE | | | | | |
| CIVILIAN AGENCIES CONTRACTORS | DOLLARS (000) | DEPARTMENT OF DEFENSE CONTRACTORS | | DOLLARS (000) | |
| 1. ACAMBIS PLC | 175,738 | 1. LOCKHEED MARTIN CORPORATION | | 1,123,887 | |
| 2. NORTHROP GRUMMAN CORPORATION | 118,890 | 2. GENERAL DYNAMICS CORPORATION | | 148,476 | |
| 3. ELECTRONIC DATA SYSTEMS CORP | 89,193 | 3. GEORGIA TECH RESEARCH CORP | | 71,749 | |
| 4. HOCHTIEF AG | 51,525 | 4. URS CORPORATION | | 52,163 | |
| 5. BEST ASSETS-CITY WEST JV | 44,415 | 5. SHAW GROUP INC | | 47,910 | |
| 6. HENLYS GROUP PLC | 25,474 | 6. PHILIPP HOLZMANN AG | | 47,041 | |
| 7. CITY OF ATLANTA | 24,898 | 7. SCIENTIFIC RESEARCH CORP | | 43,964 | |
| 8. GILBANE BUILDING COMPANY | 24,491 | 8. THEODOR WILLE INTERTRADE GMBH | | 36,944 | |
| 9. SCIENCE APPLICATIONS INTL CORP | 19,883 | 9. L-3 COMMUNICATIONS HOLDING INC | | 36,488 | |
| 10. CI2 INC | 19,867 | 10. V T GROUP PLC | | 35,283 | |

FEDERAL PROCUREMENT DATA SYSTEM
FEDERAL PROCUREMENT DOLLARS BY STATE
 Fiscal Year 2003 Through Fourth Quarter

HAWAII

Population 1,211,537

Total Procurement By Place of Performance 1,932,618

Per Capita Procurement \$1,595.17

Rank Per Capita 8

Last Year 8

| TOP FIVE COUNTIES | | | | | |
|---|----------------------------|-----------------------------------|----------------------------|--------------------------|------------------|
| NAME OF COUNTIES | CIVILIAN AGENCIES | | DEPT OF DEFENSE | | TOTAL (000) |
| | SMALL DIS-ADVANTAGED (000) | OTHER (000) | SMALL-DIS ADVANTAGED (000) | OTHER (000) | |
| 1. HONOLULU | 46,930 | 95,956 | 338,898 | 1,285,743 | 1,767,527 |
| 2. MAUI | 14,299 | 10,706 | 906 | 43,338 | 69,249 |
| 3. KAUAI | 240 | 1,269 | 1,552 | 55,883 | 58,944 |
| 4. HAWAII | 1,152 | 11,796 | 5,438 | 18,512 | 36,898 |
| TOP FIVE AGENCIES WITH PLACE OF PERFORMANCE IN THIS STATE (000) | | | | | |
| 1. DEFENSE, DEPARTMENT OF | | | | | 1,750,270 |
| 2. GENERAL SERVICES ADMINISTRATION | | | | | 39,890 |
| 3. INTERIOR, DEPARTMENT OF THE | | | | | 30,016 |
| 4. AGRICULTURE, DEPARTMENT OF | | | | | 21,563 |
| 5. VETERANS AFFAIRS, DEPARTMENT OF | | | | | 19,311 |
| TOP FIVE CONTRACTING OFFICES LOCATED IN THIS STATE (000) | | | | | |
| NAVY, FACILITIES ENGINEERING COM, PEARL HARBOR | | | | | 743,106 |
| USAF, 15 CONS/LGC MGMT ANL & SPT FLGHT, HICKHAM AFB | | | | | 190,919 |
| ARMY, ACA, FORT SHAFTER | | | | | 186,839 |
| ARMY, ENGINEER DISTRICT, HONOLULU | | | | | 141,643 |
| NAVY, FLEET & INDUSTRIAL SUPPLY CNT, PEARL HARBOR | | | | | 110,356 |
| TYPE OF PRODUCT OR SERVICE | SMALL BUSINESS (000) | LARGE BUSINESS (000) | STATE & LOCAL GOV'T (000) | NON-PROFIT & OTHER (000) | TOTAL (000) |
| CONSTRUCTION | 276,270 | 209,147 | 0 | 116 | 485,533 |
| R & D | 47,815 | 40,922 | 215 | 48,580 | 137,532 |
| SERVICES | 312,159 | 428,023 | 2,074 | 36,519 | 778,775 |
| SUPPLIES & EQUIPMENT | 92,218 | 435,514 | 1,048 | 1,998 | 530,778 |
| TOTAL | 728,462 | 1,113,606 | 3,337 | 87,213 | 1,932,618 |
| TOP CONTRACTORS PERFORMING IN THIS STATE | | | | | |
| CIVILIAN AGENCIES CONTRACTORS | DOLLARS (000) | DEPARTMENT OF DEFENSE CONTRACTORS | DOLLARS (000) | | |
| 1. PACIFIC EDUCATIONAL FOUNDATION | 13,413 | 1. TESORO PETROLEUM CORPORATION | 184,583 | | |
| 2. KENT CORP | 11,756 | 2. AMERISOURCEBERGEN CORP | 174,404 | | |
| 3. COMMERCIAL DATA SYSTEMS INC | 8,731 | 3. NAN INC | 102,378 | | |
| 4. OCEANTRONICS INC | 6,396 | 4. PARSONS-UXB (JOINT VENTURE) | 86,111 | | |
| 5. WESTAT INC | 6,360 | 5. PACIFIC MARINE & SUPPLY CO LTD | 56,916 | | |
| 6. UNIVERSITY OF HAWAII | 5,384 | 6. METCALF CONSTRUCTION CO INC | 48,411 | | |
| 7. MAUI LAND & PINEAPPLE COMPANY | 5,205 | 7. JAMES LEE | 48,232 | | |
| 8. AKIMEKA LLC | 4,950 | 8. ITT INDUSTRIES INC | 39,057 | | |
| 9. SALTWATER INC | 4,322 | 9. UNIVERSITY OF HAWAII | 37,545 | | |
| 10. SCIENCE AND TECHNOLOGY INTL CORP | 3,878 | 10. BOEING COMPANY THE | 35,391 | | |

FEDERAL PROCUREMENT DATA SYSTEM
FEDERAL PROCUREMENT DOLLARS BY STATE
 Fiscal Year 2003 Through Fourth Quarter

IDAHO

Population 1,293,953

Total Procurement By Place of Performance 1,481,393

Per Capita Procurement \$1,144.85

Rank Per Capita 14

Last Year 10

| TOP FIVE COUNTIES | | | | | |
|---|----------------------------|-----------------------------------|----------------------------|--------------------------|------------------|
| NAME OF COUNTIES | CIVILIAN AGENCIES | | DEPT OF DEFENSE | | TOTAL (000) |
| | SMALL DIS-ADVANTAGED (000) | OTHER (000) | SMALL-DIS ADVANTAGED (000) | OTHER (000) | |
| 1. BONNEVILLE | 10,864 | 968,341 | 9,059 | 5,819 | 994,083 |
| 2. ADA | 7,829 | 74,256 | 9,770 | 20,220 | 112,075 |
| 3. CANYON | 89 | 56,392 | 47 | 52,406 | 108,934 |
| 4. ELMORE | 260 | 1,624 | 15,503 | 54,491 | 71,878 |
| 5. KOOTENAI | 613 | 46,435 | 388 | 17,048 | 64,484 |
| TOP FIVE AGENCIES WITH PLACE OF PERFORMANCE IN THIS STATE (000) | | | | | |
| 1. ENERGY, DEPARTMENT OF | | | | | 977,192 |
| 2. DEFENSE, DEPARTMENT OF | | | | | 207,170 |
| 3. AGRICULTURE, DEPARTMENT OF | | | | | 93,376 |
| 4. VETERANS AFFAIRS, DEPARTMENT OF | | | | | 55,969 |
| 5. INTERIOR, DEPARTMENT OF THE | | | | | 45,230 |
| TOP FIVE CONTRACTING OFFICES LOCATED IN THIS STATE (000) | | | | | |
| ENERGY, IDAHO OPERATIONS OFFICE, IDAHO FALLS | | | | | 970,126 |
| AGRICULTURE, FOREST SERVICE, BOISE | | | | | 277,299 |
| INTERIOR, OFF OF POLICY, BUDGET & AIRCRAFT SVC, BOISE | | | | | 82,068 |
| USAF, 366 CONS/CC, MOUNTAIN HOME AFB | | | | | 49,523 |
| INTERIOR, BUREAU OF RECLAMATION, BOISE | | | | | 45,354 |
| TYPE OF PRODUCT OR SERVICE | SMALL BUSINESS (000) | LARGE BUSINESS (000) | STATE & LOCAL GOV'T (000) | NON-PROFIT & OTHER (000) | TOTAL (000) |
| CONSTRUCTION | 58,495 | 33,404 | 0 | 0 | 91,899 |
| R & D | 3,496 | 6,049 | 199 | 3,841 | 13,585 |
| SERVICES | 117,802 | 1,001,738 | 1,660 | 5,516 | 1,126,716 |
| SUPPLIES & EQUIPMENT | 88,950 | 157,849 | 33 | 2,361 | 249,193 |
| TOTAL | 268,743 | 1,199,040 | 1,892 | 11,718 | 1,481,393 |
| TOP CONTRACTORS PERFORMING IN THIS STATE | | | | | |
| CIVILIAN AGENCIES CONTRACTORS | DOLLARS (000) | DEPARTMENT OF DEFENSE CONTRACTORS | DOLLARS (000) | | |
| 1. BECHTEL GROUP INC | 808,573 | 1. GORES TECHNOLOGY GROUP INC | 54,299 | | |
| 2. BRITISH NUCLEAR FUELS PLC | 100,485 | 2. EVERGREENE CONSTRUCTION LLC | 21,366 | | |
| 3. TETRA TECH INC | 54,142 | 3. CRISTOBAL CONSTRUCTION INC | 14,816 | | |
| 4. GORES TECHNOLOGY GROUP INC | 46,485 | 4. PORTAGE ENVIRONMENTAL INC | 8,079 | | |
| 5. SUNSHINE MINTING INC | 39,946 | 5. ESTERLINE TECHNOLOGIES CORP | 7,302 | | |
| 6. PALOUSE EMPIRE MARKETING INC | 15,504 | 6. C-2 CONSTRUCTION INC | 6,891 | | |
| 7. GEORGE F BROCKE & SONS INC | 9,391 | 7. CH2M HILL COMPANIES LTD | 6,289 | | |
| 8. PORTAGE ENVIRONMENTAL INC | 8,909 | 8. IDACORP INC | 5,461 | | |
| 9. GTSI CORP | 8,669 | 9. B A E SYSTEMS PLC | 5,425 | | |
| 10. W H MOSELEY COMPANY | 8,508 | 10. SE/Z CONSTRUCTION LLC | 3,962 | | |

FEDERAL PROCUREMENT DATA SYSTEM
FEDERAL PROCUREMENT DOLLARS BY STATE
 Fiscal Year 2003 Through Fourth Quarter

ILLINOIS

Population 12,419,293

Total Procurement By Place of Performance 4,774,771

Per Capita Procurement \$384.46

Rank Per Capita 41

Last Year 42

| TOP FIVE COUNTIES | | | | | |
|---|-------------------------------------|--------------------------------------|------------------------------------|---------------------------------|------------------|
| NAME OF COUNTIES | CIVILIAN AGENCIES | | DEPT OF DEFENSE | | TOTAL (000) |
| | SMALL DIS- ADVAN- TAGED (000) | OTHER (000) | SMALL-DIS ADVAN- TAGED (000) | OTHER (000) | |
| 1. COOK | 44,703 | 995,367 | 28,464 | 952,068 | 2,020,602 |
| 2. WILL | 1,800 | 525,414 | 49 | 3,729 | 530,992 |
| 3. SAINT CLAIR | 9,614 | 96,516 | 114,855 | 205,506 | 426,491 |
| 4. LAKE | 5,524 | 88,774 | 28,340 | 285,698 | 408,336 |
| 5. KANE | 0 | 316,371 | 0 | 263 | 316,634 |
| TOP FIVE AGENCIES WITH PLACE OF PERFORMANCE IN THIS STATE (000) | | | | | |
| 1. DEFENSE, DEPARTMENT OF | | | | | 2,513,818 |
| 2. ENERGY, DEPARTMENT OF | | | | | 862,085 |
| 3. VETERANS AFFAIRS, DEPARTMENT OF | | | | | 577,915 |
| 4. GENERAL SERVICES ADMINISTRATION | | | | | 311,587 |
| 5. AGRICULTURE, DEPARTMENT OF | | | | | 105,361 |
| TOP FIVE CONTRACTING OFFICES LOCATED IN THIS STATE (000) | | | | | |
| ARMY, INDUSTRIAL OPERATIONS, ROCKISLAND | | | | | 3,810,143 |
| USAF, HQ AMC/DOY, SCOTT AFB | | | | | 2,543,896 |
| USAF, DEFENSE INFO. TECHNOLOGY CONTRACTING, SCOTT AFB | | | | | 2,213,880 |
| ENERGY, CHICAGO OPERATIONS OFFICE, ARGONNE | | | | | 1,552,426 |
| ARMY, TACOM, ROCK ISLAND ARSENAL | | | | | 808,555 |
| TYPE OF PRODUCT OR SERVICE | SMALL BUSINESS (000) | LARGE BUSINESS (000) | STATE & LOCAL GOV'T (000) | NON- PROFIT & OTHER (000) | TOTAL (000) |
| CONSTRUCTION | 176,510 | 214,428 | 0 | 201 | 391,139 |
| R & D | 13,507 | 121,635 | 0 | 23,795 | 158,937 |
| SERVICES | 264,878 | 837,147 | 10,133 | 959,675 | 2,071,833 |
| SUPPLIES & EQUIPMENT | 672,490 | 1,447,683 | 761 | 31,928 | 2,152,862 |
| TOTAL | 1,127,385 | 2,620,893 | 10,894 | 1,015,599 | 4,774,771 |
| TOP CONTRACTORS PERFORMING IN THIS STATE | | | | | |
| CIVILIAN AGENCIES CONTRACTORS | DOLLARS (000) | DEPARTMENT OF DEFENSE CONTRACTORS | | DOLLARS (000) | |
| 1. UNIVERSITY OF CHICAGO | 530,873 | 1. NORTHROP GRUMMAN CORPORATION | | 485,521 | |
| 2. AMERISOURCEBERGEN CORPORATION | 414,528 | 2. PUBLICIS GROUPE SA | | 222,147 | |
| 3. UNIVERSITIES RESEARCH ASSOCIATION | 316,293 | 3. BELLEVILLE SHOE MANUFACTURING | | 152,872 | |
| 4. GOLDEN FEATHER REALTY SERVICES | 94,335 | 4. CATERPILLAR INC | | 115,842 | |
| 5. GILBANE INC | 43,182 | 5. GENERAL DYNAMICS CORPORATION | | 92,022 | |
| 6. NORTHROP GRUMMAN CORPORATION | 37,127 | 6. I I T RESEARCH INSTITUTE | | 68,138 | |
| 7. PUBLICIS GROUPE SA | 32,000 | 7. CLARK, BLINDERMAN, KNIGH LLC | | 62,300 | |
| 8. CHERRY MEAT PACKERS INC | 31,483 | 8. CDW CORPORATION | | 51,655 | |
| 9. WALSH GROUP LTD | 27,200 | 9. GOODWILL INDUSTRIES | | 40,690 | |
| 10. BUHRMANN NV | 22,387 | 10. SUPPLYCORE INC | | 40,218 | |

FEDERAL PROCUREMENT DATA SYSTEM
FEDERAL PROCUREMENT DOLLARS BY STATE
 Fiscal Year 2003 Through Fourth Quarter

INDIANA

Population 6,080,485

Total Procurement By Place of Performance 2,984,670

Per Capita Procurement \$490.86

Rank Per Capita 37

Last Year 36

| TOP FIVE COUNTIES | | | | | |
|---|-------------------------------------|--------------------------------------|------------------------------------|---------------------------------|------------------|
| NAME OF COUNTIES | CIVILIAN AGENCIES | | DEPT OF DEFENSE | | TOTAL (000) |
| | SMALL DIS- ADVAN- TAGED (000) | OTHER (000) | SMALL-DIS ADVAN- TAGED (000) | OTHER (000) | |
| 1. MARION | 2,836 | 149,727 | 7,162 | 992,069 | 1,151,794 |
| 2. ST JOSEPH | 3,089 | 100,759 | 31,081 | 588,474 | 723,403 |
| 3. ALLEN | 1,904 | 29,211 | 2,995 | 360,457 | 394,567 |
| 4. VANDERBURGH | 0 | -9,685 | 11 | 167,285 | 157,611 |
| 5. MARTIN | 0 | 84 | 1,776 | 72,861 | 74,721 |
| TOP FIVE AGENCIES WITH PLACE OF PERFORMANCE IN THIS STATE (000) | | | | | |
| 1. DEFENSE, DEPARTMENT OF | | | | | 2,566,770 |
| 2. VETERANS AFFAIRS, DEPARTMENT OF | | | | | 154,850 |
| 3. HEALTH AND HUMAN SERVICES, DEPARTMENT OF | | | | | 56,207 |
| 4. JUSTICE, DEPARTMENT OF | | | | | 53,623 |
| 5. GENERAL SERVICES ADMINISTRATION | | | | | 50,849 |
| TOP FIVE CONTRACTING OFFICES LOCATED IN THIS STATE (000) | | | | | |
| NAVY, SURFACE WARFARE CENTER, CRANE NAVWSC | | | | | 710,412 |
| HOMELAND SECURITY, BORDER & TRANS SECURITY, INDIANAPOLIS | | | | | 151,986 |
| DOD, DEF FIN & ACTG SVC, INDIANAPOLIS | | | | | 67,008 |
| TREASURY, U.S. CUSTOMS SERVICE, INDIANAPOLIS | | | | | 60,520 |
| VA MEDICAL CENTER, INDIANAPOLIS | | | | | 43,108 |
| TYPE OF PRODUCT OR SERVICE | SMALL BUSINESS (000) | LARGE BUSINESS (000) | STATE & LOCAL GOV'T (000) | NON- PROFIT & OTHER (000) | TOTAL (000) |
| CONSTRUCTION | 96,973 | 31,768 | 0 | 39 | 128,780 |
| R & D | 9,556 | 212,756 | 0 | 12,481 | 234,793 |
| SERVICES | 55,923 | 510,723 | 9,569 | 20,626 | 596,841 |
| SUPPLIES & EQUIPMENT | 365,051 | 1,513,778 | 337 | 145,090 | 2,024,256 |
| TOTAL | 527,503 | 2,269,025 | 9,906 | 178,236 | 2,984,670 |
| TOP CONTRACTORS PERFORMING IN THIS STATE | | | | | |
| CIVILIAN AGENCIES CONTRACTORS | DOLLARS (000) | DEPARTMENT OF DEFENSE CONTRACTORS | | DOLLARS (000) | |
| 1. AMERISOURCEBERGEN CORPORATION | 107,848 | 1. RENCO GROUP INC | | 556,780 | |
| 2. ANTHEM INC | 48,633 | 2. RAYTHEON COMPANY | | 388,455 | |
| 3. ITT INDUSTRIES INC | 19,096 | 3. ROLLS-ROYCE GROUP PLC | | 316,893 | |
| 4. MANAGEMENT AND TRAINING CORP | 15,843 | 4. AMERIQUAL GROUP LLC | | 150,239 | |
| 5. AFFILIATED COMPUTER SERVICES | 15,005 | 5. PARSONS CORPORATION | | 138,329 | |
| 6. INDIANA UNIVERSITY | 11,403 | 6. ITT INDUSTRIES INC | | 129,441 | |
| 7. CLARK ENTERPRISES INC | 10,618 | 7. CARDINAL HEALTH INC | | 124,690 | |
| 8. KIMBALL INTERNATIONAL INC | 9,381 | 8. LIGHT HELICOPTER TURBINE ENGINES | | 52,308 | |
| 9. NABISCO BRANDS INC | 9,272 | 9. SCIENCE APPLICATIONS INTL CORP | | 39,880 | |
| 10. HILLENBRAND INDUSTRIES INC | 7,624 | 10. CROSSROADS REHABILITATION CNTR | | 33,859 | |

FEDERAL PROCUREMENT DATA SYSTEM
FEDERAL PROCUREMENT DOLLARS BY STATE
 Fiscal Year 2003 Through Fourth Quarter

IOWA

Population 2,926,324

Total Procurement By Place of Performance 940,825

Per Capita Procurement \$321.50

Rank Per Capita 46

Last Year 49

| TOP FIVE COUNTIES | | | | | |
|---|-------------------------------------|--------------------------------------|------------------------------------|---------------------------------|----------------|
| NAME OF COUNTIES | CIVILIAN AGENCIES | | DEPT OF DEFENSE | | TOTAL (000) |
| | SMALL DIS- ADVAN- TAGED (000) | OTHER (000) | SMALL-DIS ADVAN- TAGED (000) | OTHER (000) | |
| 1. LINN | 248 | 29,227 | 175 | 439,215 | 468,865 |
| 2. POLK | 770 | 25,688 | 1,631 | 53,004 | 81,093 |
| 3. JOHNSON | 4,753 | 68,011 | 17 | 2,953 | 75,734 |
| 4. STORY | 658 | 62,577 | 0 | 6,343 | 69,578 |
| 5. SCOTT | 1,212 | 13,566 | 701 | 45,410 | 60,889 |
| TOP FIVE AGENCIES WITH PLACE OF PERFORMANCE IN THIS STATE (000) | | | | | |
| 1. DEFENSE, DEPARTMENT OF | | | | | 658,230 |
| 2. HEALTH AND HUMAN SERVICES, DEPARTMENT OF | | | | | 69,167 |
| 3. AGRICULTURE, DEPARTMENT OF | | | | | 54,906 |
| 4. EDUCATION, DEPARTMENT OF | | | | | 38,492 |
| 5. GENERAL SERVICES ADMINISTRATION | | | | | 35,698 |
| TOP FIVE CONTRACTING OFFICES LOCATED IN THIS STATE (000) | | | | | |
| ARMY, USPFO FOR IOWA, CAMP DODGE | | | | | 25,450 |
| AGRICULTURE, RESEARCH SERVICE, AMES | | | | | 1,985 |
| GSA, PUBLIC BUILDINGS SERVICE, DES MOINES | | | | | 860 |
| JUSTICE, US MARSHALLS SERVICE, CEDAR RAPIDS | | | | | 32 |
| AGRICULTURE, FARMERS HOME ADMIN, DES MOINES | | | | | 4 |
| TYPE OF PRODUCT OR SERVICE | SMALL BUSINESS (000) | LARGE BUSINESS (000) | STATE & LOCAL GOV'T (000) | NON- PROFIT & OTHER (000) | TOTAL (000) |
| CONSTRUCTION | 39,610 | 32,243 | 0 | 0 | 71,853 |
| R & D | 6,002 | 55,817 | 0 | 13,336 | 75,155 |
| SERVICES | 24,693 | 206,795 | 860 | 40,882 | 273,230 |
| SUPPLIES & EQUIPMENT | 44,204 | 409,267 | 0 | 67,116 | 520,587 |
| TOTAL | 114,509 | 704,122 | 860 | 121,334 | 940,825 |
| TOP CONTRACTORS PERFORMING IN THIS STATE | | | | | |
| CIVILIAN AGENCIES CONTRACTORS | DOLLARS (000) | DEPARTMENT OF DEFENSE CONTRACTORS | | DOLLARS (000) | |
| 1. PEARSON PLC | 76,372 | 1. ROCKWELL COLLINS INC | | 392,052 | |
| 2. IOWA STATE UNIVERSITY | 37,467 | 2. DATA LINK SOLUTIONS LLC | | 56,091 | |
| 3. THE WHITING-TURNER CONTRACTING | 17,344 | 3. AMERICAN ORDNANCE LLC | | 37,689 | |
| 4. ROCKWELL COLLINS, INC. | 14,968 | 4. GOODRICH CORPORATION | | 19,163 | |
| 5. STATE UNIVERSITY OF IOWA | 13,032 | 5. DEERE & COMPANY | | 17,114 | |
| 6. ESTES COMPANY | 12,270 | 6. NORTHROP GRUMMAN CORPORATION | | 15,179 | |
| 7. IOWA FOUNDATION FOR MEDICAL CARE | 12,248 | 7. L & L BUILDERS CO | | 11,776 | |
| 8. MERRICK & COMPANY | 8,041 | 8. HAWKEYE GLOVE MFG INC | | 10,881 | |
| 9. MANAGEMENT AND TRAINING CORP | 7,651 | 9. TITAN INTERNATIONAL INC | | 8,403 | |
| 10. FARMLAND FOODS INC | 7,629 | 10. TEREX CORPORATION | | 7,673 | |

FEDERAL PROCUREMENT DATA SYSTEM
FEDERAL PROCUREMENT DOLLARS BY STATE
 Fiscal Year 2003 Through Fourth Quarter

KANSAS

Population 2,688,418

Total Procurement By Place of Performance 1,837,130

Per Capita Procurement \$683.34

Rank Per Capita 25

Last Year 21

| TOP FIVE COUNTIES | | | | | |
|---|-------------------------------------|--------------------------------------|------------------------------------|---------------------------------|------------------|
| NAME OF COUNTIES | CIVILIAN AGENCIES | | DEPT OF DEFENSE | | TOTAL (000) |
| | SMALL DIS- ADVAN- TAGED (000) | OTHER (000) | SMALL-DIS ADVAN- TAGED (000) | OTHER (000) | |
| 1. SEDGWICK | 754 | 18,040 | 12,961 | 672,888 | 704,643 |
| 2. LEAVENWORTH | 205 | 373,196 | 14,541 | 109,382 | 497,324 |
| 3. RILEY | 670 | 7,432 | 19,559 | 115,010 | 257,681 |
| 4. JOHNSON | 627 | 142,707 | 611 | 46,298 | 190,243 |
| 5. COWLEY | 100 | 5,025 | 0 | 86,059 | 91,184 |
| TOP FIVE AGENCIES WITH PLACE OF PERFORMANCE IN THIS STATE (000) | | | | | |
| 1. DEFENSE, DEPARTMENT OF | | | | | 1,219,220 |
| 2. VETERANS AFFAIRS, DEPARTMENT OF | | | | | 383,583 |
| 3. AGRICULTURE, DEPARTMENT OF | | | | | 97,982 |
| 4. GENERAL SERVICES ADMINISTRATION | | | | | 63,358 |
| 5. ENVIRONMENTAL PROTECTION AGENCY | | | | | 15,026 |
| TOP FIVE CONTRACTING OFFICES LOCATED IN THIS STATE (000) | | | | | |
| VA CONSOLIDATED MAIL OUTPATIENT PHARMACY, LEAVENWORTH | | | | | 358,875 |
| ARMY, ACA, FORT RILEY | | | | | 79,428 |
| VA, VISN CONSOLIDATED CONTRACTING, LEAVENWORTH | | | | | 58,883 |
| ARMY,USPFO FOR KANSAS, TOPEKA | | | | | 52,214 |
| USAF, 22 CONS/LGC, MCCONNELL AFB | | | | | 28,858 |
| TYPE OF PRODUCT OR SERVICE | SMALL BUSINESS (000) | LARGE BUSINESS (000) | STATE & LOCAL GOV'T (000) | NON- PROFIT & OTHER (000) | TOTAL (000) |
| CONSTRUCTION | 120,003 | 83,538 | 0 | 0 | 203,541 |
| R & D | 4,899 | 84,711 | 0 | 5,205 | 94,815 |
| SERVICES | 102,010 | 290,949 | 3,215 | 6,532 | 402,706 |
| SUPPLIES & EQUIPMENT | 93,787 | 995,084 | 38 | 47,159 | 1,136,068 |
| TOTAL | 320,699 | 1,454,282 | 3,253 | 58,896 | 1,837,130 |
| TOP CONTRACTORS PERFORMING IN THIS STATE | | | | | |
| CIVILIAN AGENCIES CONTRACTORS | DOLLARS (000) | DEPARTMENT OF DEFENSE CONTRACTORS | | DOLLARS (000) | |
| 1. AMERISOURCEBERGEN CORPORATION | 358,680 | 1. BOEING COMPANY THE | | 291,818 | |
| 2. ARCHER DANIELS MIDLAND COMPANY | 90,314 | 2. RAYTHEON COMPANY | | 273,860 | |
| 3. NATIONAL INDUSTRIES FOR THE BLIND | 12,005 | 3. GENERAL ELECTRIC COMPANY | | 82,286 | |
| 4. CORRECTIONS CORP OF AMERICA | 8,520 | 4. NORTHROP GRUMMAN CORPORATION | | 50,117 | |
| 5. TETRA TECH INC | 7,373 | 5. MMC CORP | | 32,546 | |
| 6. MANTECH INTERNATIONAL CORP | 6,914 | 6. KANSAS BUILDING SYSTEMS INC | | 16,360 | |
| 7. MANAGEMENT AND TRAINING CORP | 6,765 | 7. WESTAR ENERGY INC | | 14,807 | |
| 8. WECKWORTH MANUFACTURING INC | 6,693 | 8. CUBIC CORPORATION | | 14,259 | |
| 9. GENERAL ELECTRIC COMPANY | 5,023 | 9. DAY & ZIMMERMANN GROUP INC | | 13,438 | |
| 10. CMS INTERNATIONAL SERVICES INC | 4,817 | 10. J & J-BMAR JOINT VENTURE INC | | 13,151 | |

FEDERAL PROCUREMENT DATA SYSTEM
FEDERAL PROCUREMENT DOLLARS BY STATE
 Fiscal Year 2003 Through Fourth Quarter

KENTUCKY

Population 4,041,769

Total Procurement By Place of Performance 3,757,639

Per Capita Procurement \$929.70

Rank Per Capita 20

Last Year 23

| TOP FIVE COUNTIES | | | | | |
|---|-------------------------------------|--------------------------------------|------------------------------------|---------------------------------|------------------|
| NAME OF COUNTIES | CIVILIAN AGENCIES | | DEPT OF DEFENSE | | TOTAL (000) |
| | SMALL DIS- ADVAN- TAGED (000) | OTHER (000) | SMALL-DIS ADVAN- TAGED (000) | OTHER (000) | |
| 1. JEFFERSON | 17,080 | 36,051 | 10,526 | 2,188,889 | 2,252,546 |
| 2. CHRISTIAN | 807 | 700 | 57,164 | 240,137 | 298,808 |
| 3. MCCrackEN | 490 | 280,073 | 160 | 134 | 280,857 |
| 4. FAYETTE | 5,201 | 34,853 | 1,251 | 201,406 | 242,711 |
| 5. MONTGOMERY | 943 | 44 | 0 | 63,039 | 64,026 |
| TOP FIVE AGENCIES WITH PLACE OF PERFORMANCE IN THIS STATE (000) | | | | | |
| 1. DEFENSE, DEPARTMENT OF | | | | | 3,223,427 |
| 2. VETERANS AFFAIRS, DEPARTMENT OF | | | | | 244,118 |
| 3. ENERGY, DEPARTMENT OF | | | | | 76,022 |
| 4. GENERAL SERVICES ADMINISTRATION | | | | | 75,712 |
| 5. LABOR, DEPARTMENT OF | | | | | 38,341 |
| TOP FIVE CONTRACTING OFFICES LOCATED IN THIS STATE (000) | | | | | |
| ARMY, ACA, FORT KNOX | | | | | 369,634 |
| ARMY, ENGINEER DISTRICT, LOUISVILLE | | | | | 354,998 |
| ARMY, ENGINEER DISTRICT(CIVIL), LOUISVILLE | | | | | 132,482 |
| ARMY, ACA, FORT CAMPBELL | | | | | 121,139 |
| ARMY, USPFO FOR KENTUCKY, FRANKFORT | | | | | 96,892 |
| TYPE OF PRODUCT OR SERVICE | SMALL BUSINESS (000) | LARGE BUSINESS (000) | STATE & LOCAL GOV'T (000) | NON- PROFIT & OTHER (000) | TOTAL (000) |
| CONSTRUCTION | 144,519 | 142,372 | 0 | 11 | 286,902 |
| R & D | 11,460 | 958 | 0 | 719 | 13,137 |
| SERVICES | 174,358 | 2,319,881 | 12,435 | 30,544 | 2,537,218 |
| SUPPLIES & EQUIPMENT | 271,211 | 531,561 | 126 | 117,484 | 920,382 |
| TOTAL | 601,548 | 2,994,772 | 12,561 | 148,758 | 3,757,639 |
| TOP CONTRACTORS PERFORMING IN THIS STATE | | | | | |
| CIVILIAN AGENCIES CONTRACTORS | DOLLARS (000) | DEPARTMENT OF DEFENSE CONTRACTORS | | DOLLARS (000) | |
| 1. AMERISOURCEBERGEN CORPORATION | 204,232 | 1. HUMANA INC | | 1,818,751 | |
| 2. ELECTRIC ENERGY INC | 75,133 | 2. RAYTHEON COMPANY | | 207,157 | |
| 3. AFFILIATED COMPUTER SERVICES | 22,178 | 3. L-3 COMMUNICATIONS HOLDING INC | | 181,898 | |
| 4. OWL COMPANIES | 15,115 | 4. UNITED DEFENSE INDUSTRIES INC | | 65,252 | |
| 5. C M C INC | 14,279 | 5. SOUTHEASTERN KENTUCKY REHAB | | 62,982 | |
| 6. GRANDE FORD TRUCK SALES INC | 8,936 | 6. ENGINEERED SUPPORT SYSTEMS INC | | 54,366 | |
| 7. ENDLESS HORIZONS INC | 8,703 | 7. A HYH JOINT VENTURE | | 43,361 | |
| 8. E.ON AG | 7,826 | 8. ARMOR CENTER SERVICE SUPPORT | | 36,052 | |
| 9. KOFI CONSULTING SERVICES INC | 6,979 | 9. COMPUTER SCIENCES CORPORATION | | 35,888 | |
| 10. WESSELS CONSTR & DEVELOPMENT | 6,460 | 10. OUTDOOR VENTURE CORPORATION | | 28,184 | |

FEDERAL PROCUREMENT DATA SYSTEM
FEDERAL PROCUREMENT DOLLARS BY STATE
 Fiscal Year 2003 Through Fourth Quarter

LOUISIANA

Population 4,468,976

Total Procurement By Place of Performance 3,008,540

Per Capita Procurement \$673.20

Rank Per Capita 26

Last Year 27

| TOP FIVE COUNTIES | | | | | |
|---|----------------------------|-----------------------------------|----------------------------|--------------------------|-------------|
| NAME OF COUNTIES | CIVILIAN AGENCIES | | DEPT OF DEFENSE | | TOTAL (000) |
| | SMALL DIS-ADVANTAGED (000) | OTHER (000) | SMALL-DIS ADVANTAGED (000) | OTHER (000) | |
| 1. ORLEANS | 13,811 | 559,870 | 19,755 | 1,027,229 | 1,620,665 |
| 2. VERNON | 171 | 312 | 34,724 | 227,504 | 262,711 |
| 3. CALCASIEU | 32 | 43,237 | 717 | 120,024 | 164,010 |
| 4. JEFFERSON | 10,393 | 79,714 | 3,553 | 33,546 | 127,206 |
| 5. GRANT | 250 | 97,556 | 187 | 294 | 98,287 |
| TOP FIVE AGENCIES WITH PLACE OF PERFORMANCE IN THIS STATE (000) | | | | | |
| 1. DEFENSE, DEPARTMENT OF | | | | | 1,951,414 |
| 2. NATIONAL AERONAUTICS AND SPACE ADMINISTRATION | | | | | 309,223 |
| 3. AGRICULTURE, DEPARTMENT OF | | | | | 200,921 |
| 4. ENERGY, DEPARTMENT OF | | | | | 167,230 |
| 5. JUSTICE, DEPARTMENT OF | | | | | 105,028 |
| TOP FIVE CONTRACTING OFFICES LOCATED IN THIS STATE (000) | | | | | |
| ARMY, ENGINEER DISTRICT (CIVIL), NEW ORLEANS | | | | | 202,277 |
| ENERGY, STRATEGIC PETROLEUM RESERVE, NEW ORLEANS | | | | | 181,314 |
| TRANSPORTATION, MARITIME ADMIN, NEW ORLEANS | | | | | 112,693 |
| ARMY, ACA, FORT POLK | | | | | 81,279 |
| USAF, 2 CONS/LGLC, BARKSDALE AFB | | | | | 54,609 |
| TYPE OF PRODUCT OR SERVICE | SMALL BUSINESS (000) | LARGE BUSINESS (000) | STATE & LOCAL GOV'T (000) | NON-PROFIT & OTHER (000) | TOTAL (000) |
| CONSTRUCTION | 241,564 | 307,168 | 13 | 970 | 549,715 |
| R & D | 10,871 | 2,434 | 0 | 3,740 | 17,045 |
| SERVICES | 209,173 | 504,321 | 8,697 | 23,757 | 745,948 |
| SUPPLIES & EQUIPMENT | 249,893 | 1,424,655 | 86 | 21,198 | 1,695,832 |
| TOTAL | 711,501 | 2,238,578 | 8,796 | 49,665 | 3,008,540 |
| TOP CONTRACTORS PERFORMING IN THIS STATE | | | | | |
| CIVILIAN AGENCIES CONTRACTORS | DOLLARS (000) | DEPARTMENT OF DEFENSE CONTRACTORS | DOLLARS (000) | | |
| 1. LOCKHEED MARTIN CORPORATION | 310,328 | 1. NORTHROP GRUMMAN | 645,519 | | |
| 2. COMPUTER SCIENCES CORPORATION | 156,523 | 2. TEXTRON INC | 151,803 | | |
| 3. FLINT RESOURCES COMPANY LLC | 91,428 | 3. REPUBLIC OF VENEZUELA | 80,011 | | |
| 4. ARCHER DANIELS MIDLAND COMPANY | 37,233 | 4. PLACID HOLDING COMPANY | 57,361 | | |
| 5. SMITH COOPER/T CORPORATION | 34,786 | 5. BOLLINGER/INCAT USA LLC | 53,662 | | |
| 6. SCIENCE AND ENGINEERING ASSOC | 32,735 | 6. INTERNATIONAL SHIPHOLDING CORP | 38,689 | | |
| 7. BUNGE LIMITED | 30,268 | 7. WTAK-3 INC | 32,907 | | |
| 8. PACIFIC GULF MARINE | 29,256 | 8. CUBIC CORPORATION | 30,614 | | |
| 9. CARGILL INCORPORATED | 23,812 | 9. BOH ENVIRONMENTAL LLC | 29,780 | | |
| 10. C H S INC | 16,869 | 10. WEEKS MARINE INC | 29,382 | | |

FEDERAL PROCUREMENT DATA SYSTEM
FEDERAL PROCUREMENT DOLLARS BY STATE
 Fiscal Year 2003 Through Fourth Quarter

MAINE

Population 1,274,923

Total Procurement By Place of Performance 1,237,614

Per Capita Procurement \$970.73

Rank Per Capita 18

Last Year 17

| TOP FIVE COUNTIES | | | | | |
|---|----------------------------|-----------------------------------|----------------------------|--------------------------|-------------|
| NAME OF COUNTIES | CIVILIAN AGENCIES | | DEPT OF DEFENSE | | TOTAL (000) |
| | SMALL DIS-ADVANTAGED (000) | OTHER (000) | SMALL-DIS ADVANTAGED (000) | OTHER (000) | |
| 1. SAGadahoc | 0 | 442 | 112 | 751,943 | 752,497 |
| 2. CUMBERLAND | 345 | 7,576 | 1,619 | 130,851 | 140,391 |
| 3. YORK | 430 | 1,568 | 2,275 | 111,593 | 115,866 |
| 4. WALDO | 0 | 58 | 79,547 | 28,255 | 107,860 |
| 5. PENOBSOT | 1,127 | 12,414 | 596 | 19,635 | 33,772 |
| TOP FIVE AGENCIES WITH PLACE OF PERFORMANCE IN THIS STATE (000) | | | | | |
| 1. DEFENSE, DEPARTMENT OF | | | | | 1,175,636 |
| 2. HEALTH AND HUMAN SERVICES, DEPARTMENT OF | | | | | 11,666 |
| 3. LABOR, DEPARTMENT OF | | | | | 11,659 |
| 4. INTERIOR, DEPARTMENT OF THE | | | | | 10,949 |
| 5. GENERAL SERVICES ADMINISTRATION | | | | | 9,537 |
| TOP FIVE CONTRACTING OFFICES LOCATED IN THIS STATE (000) | | | | | |
| NAVY, SUPERVISOR SHIPBUILDING CONVERSION, BATH | | | | | 130,706 |
| VA MEDICAL & RO CENTER, TOGUS | | | | | 17,698 |
| ARMY,USPFO FOR MAINE, AUGUSTA | | | | | 7,409 |
| GSA, PUBLIC BUILDINGS SERVICE, AUGUSTA | | | | | 787 |
| NAVY, RESERVE TRAINING CORPS, CASTINE | | | | | 357 |
| TYPE OF PRODUCT OR SERVICE | SMALL BUSINESS (000) | LARGE BUSINESS (000) | STATE & LOCAL GOV'T (000) | NON-PROFIT & OTHER (000) | TOTAL (000) |
| CONSTRUCTION | 34,163 | 113,926 | 0 | 4 | 148,093 |
| R & D | 11,672 | 10,954 | 0 | 3,672 | 26,298 |
| SERVICES | 36,832 | 37,654 | 577 | 87,131 | 162,194 |
| SUPPLIES & EQUIPMENT | 104,203 | 768,767 | 0 | 28,059 | 901,029 |
| TOTAL | 186,870 | 931,301 | 577 | 118,866 | 1,237,614 |
| TOP CONTRACTORS PERFORMING IN THIS STATE | | | | | |
| CIVILIAN AGENCIES CONTRACTORS | DOLLARS (000) | DEPARTMENT OF DEFENSE CONTRACTORS | | DOLLARS (000) | |
| 1. TRAINING & DEVELOPMENT CORP | 11,069 | 1. GENERAL DYNAMICS CORPORATION | | 764,974 | |
| 2. ELECTRONIC DATA SYSTEMS CORP | 7,378 | 2. PENOBSOT BAY MEDICAL ASSOC | | 83,847 | |
| 3. BILFINGER BERGER AG | 4,625 | 3. CREATIVE APPAREL ASSOCIATES | | 79,793 | |
| 4. JACKSON LABORATORY | 1,834 | 4. NORTHEAST UTILITIES | | 29,368 | |
| 5. EMC CORPORATION | 1,527 | 5. GROUP HOME FOUNDATION INC | | 26,115 | |
| 6. MAC QUINN HAROLD INC | 1,295 | 6. M A MORTENSON COMPANIES | | 24,157 | |
| 7. MCCAIN FOODS GROUP INC | 1,208 | 7. GRAY INC | | 11,792 | |
| 8. C P M CONSTRUCTORS | 1,203 | 8. TETRA TECH INC | | 10,781 | |
| 9. MICHAEL BAKER CORPORATION | 1,148 | 9. WORLDWIDE LANGUAGE RESOURCES | | 9,351 | |
| 10. RTW ENTERPRISES INC | 1,127 | 10. MWH GLOBAL INC | | 8,389 | |

FEDERAL PROCUREMENT DATA SYSTEM
FEDERAL PROCUREMENT DOLLARS BY STATE
 Fiscal Year 2003 Through Fourth Quarter

MARYLAND

Population 5,296,486

Total Procurement By Place of Performance 15,054,880

Per Capita Procurement \$2,842.42

Rank Per Capita 4

Last Year 4

| TOP FIVE COUNTIES | | | | | |
|---|----------------------------|-----------------------------------|----------------------------|--------------------------|-------------------|
| NAME OF COUNTIES | CIVILIAN AGENCIES | | DEPT OF DEFENSE | | TOTAL (000) |
| | SMALL DIS-ADVANTAGED (000) | OTHER (000) | SMALL-DIS ADVANTAGED (000) | OTHER (000) | |
| 1. MONTGOMERY | 700,756 | 2,945,375 | 181,024 | 1,028,712 | 4,855,876 |
| 2. PRINCE GEORGES | 551,007 | 1,655,631 | 107,441 | 980,097 | 3,294,176 |
| 3. BALTIMORE CITY | 95,729 | 736,176 | 8,215 | 688,078 | 1,528,198 |
| 4. ANNE ARUNDEL | 59,997 | 196,866 | 71,366 | 1,077,523 | 1,405,752 |
| 5. ST. MARY'S | -24,595 | 15,894 | 137,498 | 1,101,745 | 1,230,542 |
| TOP FIVE AGENCIES WITH PLACE OF PERFORMANCE IN THIS STATE (000) | | | | | |
| 1. DEFENSE, DEPARTMENT OF | | | | | 7,171,418 |
| 2. HEALTH AND HUMAN SERVICES, DEPARTMENT OF | | | | | 2,798,596 |
| 3. GENERAL SERVICES ADMINISTRATION | | | | | 1,152,771 |
| 4. NATIONAL AERONAUTICS AND SPACE ADMINISTRATION | | | | | 1,046,016 |
| 5. COMMERCE, DEPARTMENT OF | | | | | 350,524 |
| TOP FIVE CONTRACTING OFFICES LOCATED IN THIS STATE (000) | | | | | |
| NAVY, AIR SYSTEMS COMMAND (AF000), PATUXENT RIVER | | | | | 3,288,535 |
| NAVY, AIR SYSTEMS COMMAND (AA4M0), PATUXENT RIVER | | | | | 2,038,853 |
| NASA, GODDARD SPACE FLIGHT CENTER, GREENBELT | | | | | 1,704,067 |
| HHS, NATIONAL INSTITUTES FOR HEALTH, BETHESDA | | | | | 795,766 |
| HHS, HEALTH CARE FINANCING ADMIN, BALTIMORE | | | | | 734,633 |
| TYPE OF PRODUCT OR SERVICE | SMALL BUSINESS (000) | LARGE BUSINESS (000) | STATE & LOCAL GOV'T (000) | NON-PROFIT & OTHER (000) | TOTAL (000) |
| CONSTRUCTION | 324,353 | 655,521 | 62 | 14,447 | 994,383 |
| R & D | 550,604 | 937,285 | 349 | 650,789 | 2,139,027 |
| SERVICES | 2,930,220 | 5,256,394 | 9,639 | 339,987 | 8,536,240 |
| SUPPLIES & EQUIPMENT | 1,014,758 | 2,062,158 | 5,616 | 302,698 | 3,385,230 |
| TOTAL | 4,819,935 | 8,911,358 | 15,666 | 1,307,921 | 15,054,880 |
| TOP CONTRACTORS PERFORMING IN THIS STATE | | | | | |
| CIVILIAN AGENCIES CONTRACTORS | DOLLARS (000) | DEPARTMENT OF DEFENSE CONTRACTORS | | DOLLARS (000) | |
| 1. SCIENCE APPLICATIONS INTERNATION | 483,436 | 1. NORTHROP GRUMMAN CORPORATION | | 507,520 | |
| 2. WESTAT INC | 284,281 | 2. JOHNS HOPKINS UNIVERSITY | | 366,573 | |
| 3. COMPUTER SCIENCES CORPORATION | 272,333 | 3. MOTOROLA INC | | 297,647 | |
| 4. LOCKHEED MARTIN CORPORATION | 258,260 | 4. COMPUTER SCIENCES CORPORATION | | 289,350 | |
| 5. AFFILIATED COMPUTER SERVICES | 220,470 | 5. SIERRA HEALTH SERVICES INC | | 279,215 | |
| 6. INTERNATIONAL BUSINESS MACHINE | 213,969 | 6. B A E SYSTEMS PLC | | 252,084 | |
| 7. JOHNS HOPKINS UNIVERSITY | 211,185 | 7. LOCKHEED MARTIN CORPORATION | | 238,894 | |
| 8. NORTHROP GRUMMAN CORPORATION | 164,869 | 8. UNITED INDUSTRIAL CORPORATION | | 230,383 | |
| 9. SKANSKA AB | 150,883 | 9. ARINC INCORPORATED | | 184,794 | |
| 10. RAYTHEON COMPANY | 146,878 | 10. LIONHEART B V | | 141,682 | |

FEDERAL PROCUREMENT DATA SYSTEM
FEDERAL PROCUREMENT DOLLARS BY STATE
 Fiscal Year 2003 Through Fourth Quarter

MASSACHUSETTS

Population 6,349,097

Total Procurement By Place of Performance 7,725,909

Per Capita Procurement \$1,216.85

Rank Per Capita 12

Last Year 14

| TOP FIVE COUNTIES | | | | | |
|---|-------------------------------------|--------------------------------------|------------------------------------|---------------------------------|------------------|
| NAME OF COUNTIES | CIVILIAN AGENCIES | | DEPT OF DEFENSE | | TOTAL (000) |
| | SMALL DIS- ADVAN- TAGED (000) | OTHER (000) | SMALL-DIS ADVAN- TAGED (000) | OTHER (000) | |
| 1. MIDDLESEX | 34,925 | 708,107 | 78,554 | 3,100,597 | 3,922,183 |
| 2. ESSEX | 3,116 | 129,800 | 9,520 | 1,571,726 | 1,714,162 |
| 3. NORFOLK | 1,069 | 52,507 | 12,228 | 646,324 | 712,128 |
| 4. BRISTOL | 411 | 20,146 | 3,320 | 365,103 | 388,980 |
| 5. SUFFOLK | 10,593 | 204,849 | 1,342 | 134,701 | 351,485 |
| TOP FIVE AGENCIES WITH PLACE OF PERFORMANCE IN THIS STATE (000) | | | | | |
| 1. DEFENSE, DEPARTMENT OF | | | | | 6,364,894 |
| 2. VETERANS AFFAIRS, DEPARTMENT OF | | | | | 298,088 |
| 3. GENERAL SERVICES ADMINISTRATION | | | | | 272,956 |
| 4. TRANSPORTATION, DEPARTMENT OF | | | | | 150,043 |
| 5. TREASURY, DEPARTMENT OF THE | | | | | 137,580 |
| TOP FIVE CONTRACTING OFFICES LOCATED IN THIS STATE (000) | | | | | |
| USAF, ESC/DIK, HANSCOM AFB | | | | | 732,181 |
| USAF, ESC/JSK, HANSCOM AFB | | | | | 499,046 |
| ARMY, MATERIEL COMMAND ACQUISITION, NATICK | | | | | 437,020 |
| USAF, ESC/AWK, HANSCOM | | | | | 379,019 |
| USAF, ESC/FD, HANSCOM | | | | | 288,032 |
| TYPE OF PRODUCT OR SERVICE | SMALL BUSINESS (000) | LARGE BUSINESS (000) | STATE & LOCAL GOV'T (000) | NON- PROFIT & OTHER (000) | TOTAL (000) |
| CONSTRUCTION | 80,254 | 83,685 | 0 | 208 | 164,147 |
| R & D | 294,341 | 496,100 | 96 | 965,150 | 1,755,687 |
| SERVICES | 350,883 | 1,387,603 | 17,535 | 270,324 | 2,026,345 |
| SUPPLIES & EQUIPMENT | 315,515 | 3,182,248 | 152 | 281,815 | 3,779,730 |
| TOTAL | 1,040,993 | 5,149,636 | 17,783 | 1,517,497 | 7,725,909 |
| TOP CONTRACTORS PERFORMING IN THIS STATE | | | | | |
| CIVILIAN AGENCIES CONTRACTORS | DOLLARS (000) | DEPARTMENT OF DEFENSE CONTRACTORS | | DOLLARS (000) | |
| 1. AMERISOURCEBERGEN CORPORATION | 195,723 | 1. GENERAL ELECTRIC COMPANY | | 1,336,770 | |
| 2. CRANE & CO INC | 130,970 | 2. RAYTHEON COMPANY | | 1,269,138 | |
| 3. DYNAMICS RESEARCH CORPORATION | 88,518 | 3. GENERAL DYNAMICS CORPORATION | | 839,871 | |
| 4. COMPUTER SCIENCES CORPORATION | 41,891 | 4. MASSACHUSETTS INSTITUTE OF TECH | | 514,233 | |
| 5. GENERAL DYNAMICS CORPORATION | 34,401 | 5. DRAPER CHARLES STARK LABOR | | 201,299 | |
| 6. BOSTON UNIVERSITY | 28,700 | 6. MITRE CORPORATION | | 186,718 | |
| 7. NORTHROP GRUMMAN CORPORATION | 24,344 | 7. TEXTRON INC | | 171,804 | |
| 8. PARTNERS HEALTHCARE SYSTEM INC | 24,072 | 8. TITAN CORPORATION | | 92,760 | |
| 9. EASTERN RESEARCH GROUP INC | 22,737 | 9. BRIGHTON HEALTH ALLIANCE | | 75,712 | |
| 10. CADMUS GROUP INC | 22,248 | 10. FLIR SYSTEMS INC | | 54,142 | |

FEDERAL PROCUREMENT DATA SYSTEM
FEDERAL PROCUREMENT DOLLARS BY STATE
 Fiscal Year 2003 Through Fourth Quarter

MICHIGAN

Population 9,938,444

Total Procurement By Place of Performance 3,389,160

Per Capita Procurement \$341.01

Rank Per Capita 44

Last Year 43

| TOP FIVE COUNTIES | | | | | |
|---|-------------------------------------|--------------------------------------|------------------------------------|---------------------------------|------------------|
| NAME OF COUNTIES | CIVILIAN AGENCIES | | DEPT OF DEFENSE | | TOTAL (000) |
| | SMALL DIS- ADVAN- TAGED (000) | OTHER (000) | SMALL-DIS ADVAN- TAGED (000) | OTHER (000) | |
| 1. MACOMB | 22 | 17,134 | 26,845 | 1,504,652 | 1,548,653 |
| 2. WAYNE | 16,783 | 400,695 | 6,853 | 48,541 | 472,872 |
| 3. OAKLAND | 414 | 106,150 | 16,169 | 75,660 | 198,393 |
| 4. WASHTENAW | 1,368 | 56,496 | 160 | 102,535 | 160,559 |
| 5. KENT | 231 | 34,335 | 318 | 124,532 | 159,416 |
| TOP FIVE AGENCIES WITH PLACE OF PERFORMANCE IN THIS STATE (000) | | | | | |
| 1. DEFENSE, DEPARTMENT OF | | | | | 2,494,239 |
| 2. GENERAL SERVICES ADMINISTRATION | | | | | 471,253 |
| 3. AGRICULTURE, DEPARTMENT OF | | | | | 94,295 |
| 4. VETERANS AFFAIRS, DEPARTMENT OF | | | | | 73,111 |
| 5. HEALTH AND HUMAN SERVICES, DEPARTMENT OF | | | | | 55,173 |
| TOP FIVE CONTRACTING OFFICES LOCATED IN THIS STATE (000) | | | | | |
| ARMY, TACOM, WARREN | | | | | 5,357,058 |
| ARMY, USPFO FOR MICHIGAN, LANSING | | | | | 61,720 |
| DOD, DEF REUTILIZATION & MARKETING SV, BATTLE CREEK | | | | | 51,035 |
| ARMY ENGINEER DISTRICT (CIVIL), DETROIT | | | | | 27,921 |
| VA MEDICAL CENTER, ANN ARBOR | | | | | 20,592 |
| TYPE OF PRODUCT OR SERVICE | SMALL BUSINESS (000) | LARGE BUSINESS (000) | STATE & LOCAL GOV'T (000) | NON- PROFIT & OTHER (000) | TOTAL (000) |
| CONSTRUCTION | 85,901 | 24,500 | 8 | 70 | 110,479 |
| R & D | 65,940 | 203,999 | 42 | 44,989 | 314,970 |
| SERVICES | 182,813 | 272,724 | 8,364 | 182,236 | 646,137 |
| SUPPLIES & EQUIPMENT | 393,837 | 1,830,839 | 0 | 92,898 | 2,317,574 |
| TOTAL | 728,491 | 2,332,062 | 8,414 | 320,193 | 3,389,160 |
| TOP CONTRACTORS PERFORMING IN THIS STATE | | | | | |
| CIVILIAN AGENCIES CONTRACTORS | DOLLARS (000) | DEPARTMENT OF DEFENSE CONTRACTORS | | DOLLARS (000) | |
| 1. FORD MOTOR COMPANY | 284,156 | 1. GENERAL DYNAMICS CORPORATION | | 758,721 | |
| 2. GENERAL MOTORS CORPORATION | 40,990 | 2. GMGDL DEFENSE GROUP LLC | | 635,102 | |
| 3. KELLY SERVICES INC | 38,737 | 3. AAR CORP | | 77,154 | |
| 4. PROCTOR HOMER WARREN INC | 35,000 | 4. PECKHAM VOCATIONAL INDUSTRIES | | 61,986 | |
| 5. HERMAN MILLER INC | 34,652 | 5. INTERPUBLIC GROUP OF COMPANIES | | 56,818 | |
| 6. AMERISOURCEBERGEN CORPORATION | 23,947 | 6. WOLVERINE WORLD WIDE INC | | 54,835 | |
| 7. UNIVERSITY OF MICHIGAN | 21,060 | 7. BIOPORT CORPORATION | | 52,501 | |
| 8. WAYNE STATE UNIVERSITY | 17,047 | 8. VERIDIAN SYSTEMS DIVISION | | 28,054 | |
| 9. HAWORTH INTERNATIONAL LTD | 16,721 | 9. DAIMLERCHRYSLER AG | | 24,774 | |
| 10. STEELCASE INC | 14,677 | 10. EATON CORPORATION | | 22,425 | |

FEDERAL PROCUREMENT DATA SYSTEM
FEDERAL PROCUREMENT DOLLARS BY STATE
 Fiscal Year 2003 Through Fourth Quarter

MINNESOTA

Population 4,919,479

Total Procurement By Place of Performance 2,046,321

Per Capita Procurement \$415.96

Rank Per Capita 39

Last Year 38

| TOP FIVE COUNTIES | | | | | |
|---|-------------------------------------|--------------------------------------|------------------------------------|---------------------------------|------------------|
| NAME OF COUNTIES | CIVILIAN AGENCIES | | DEPT OF DEFENSE | | TOTAL (000) |
| | SMALL DIS- ADVAN- TAGED (000) | OTHER (000) | SMALL-DIS ADVAN- TAGED (000) | OTHER (000) | |
| 1. HENNEPIN | 7,550 | 264,824 | 4,801 | 1,030,803 | 1,307,978 |
| 2. RAMSEY | 2,544 | 69,393 | 1,122 | 324,889 | 397,948 |
| 3. DAKOTA | 68 | 6,533 | 103 | 81,634 | 88,338 |
| 4. ST. LOUIS | 2,167 | 9,845 | 859 | 14,790 | 27,661 |
| 5. ANOKA | 0 | 6,758 | -36 | 16,968 | 23,690 |
| TOP FIVE AGENCIES WITH PLACE OF PERFORMANCE IN THIS STATE (000) | | | | | |
| 1. DEFENSE, DEPARTMENT OF | | | | | 1,541,966 |
| 2. AGRICULTURE, DEPARTMENT OF | | | | | 155,278 |
| 3. VETERANS AFFAIRS, DEPARTMENT OF | | | | | 83,971 |
| 4. GENERAL SERVICES ADMINISTRATION | | | | | 70,584 |
| 5. HEALTH AND HUMAN SERVICES, DEPARTMENT OF | | | | | 61,916 |
| TOP FIVE CONTRACTING OFFICES LOCATED IN THIS STATE (000) | | | | | |
| AGRI, ANIMAL & PLANT HLTH INSP SVC, MINNEAPOLIS | | | | | 126,456 |
| ARMY, ENGINEER DISTRICT (CIVIL), ST PAUL | | | | | 71,737 |
| VA MEDICAL CENTER, MINNEAPOLIS | | | | | 62,360 |
| ARMY, USPFO FOR MINNESOTA, CAMP RILEY | | | | | 20,594 |
| INTERIOR, US FISH AND WILDLIFE SVS, TWIN CITIES | | | | | 13,274 |
| TYPE OF PRODUCT OR SERVICE | SMALL BUSINESS (000) | LARGE BUSINESS (000) | STATE & LOCAL GOV'T (000) | NON- PROFIT & OTHER (000) | TOTAL (000) |
| CONSTRUCTION | 44,789 | 12,438 | 0 | 14,438 | 71,665 |
| R & D | 19,415 | 438,403 | 272 | 32,913 | 491,003 |
| SERVICES | 61,460 | 265,765 | 7,570 | 60,720 | 395,515 |
| SUPPLIES & EQUIPMENT | 163,520 | 891,237 | 50 | 33,331 | 1,088,138 |
| TOTAL | 289,184 | 1,607,843 | 7,892 | 141,402 | 2,046,321 |
| TOP CONTRACTORS PERFORMING IN THIS STATE | | | | | |
| CIVILIAN AGENCIES CONTRACTORS | DOLLARS (000) | DEPARTMENT OF DEFENSE CONTRACTORS | | DOLLARS (000) | |
| 1. PEARSON PLC | 58,200 | 1. UNITED DEFENSE INDUSTRIES INC | | 390,226 | |
| 2. EQUIPOISE CORPORATION | 29,264 | 2. LOCKHEED MARTIN CORPORATION | | 306,225 | |
| 3. UNIVERSITY OF MINNESOTA | 28,683 | 3. ALLIANT TECHSYSTEMS INC | | 289,120 | |
| 4. HORMEL FOODS CORPORATION | 24,150 | 4. GENERAL MILLS INC | | 88,537 | |
| 5. TBI BEHEER BV | 23,222 | 5. HONEYWELL INTERNATIONAL INC | | 65,818 | |
| 6. AMERISOURCEBERGEN CORPORATION | 21,853 | 6. GENERAL DYNAMICS CORPORATION | | 38,332 | |
| 7. LAKESIDE FOODS INC | 21,229 | 7. NETASPX INC | | 28,865 | |
| 8. NATIONAL MARROW DONOR PROGRAM | 20,705 | 8. GOODRICH CORPORATION | | 28,769 | |
| 9. LAND O LAKES INC | 19,869 | 9. 3M COMPANY | | 26,251 | |
| 10. HORIZON MILLING LLC | 11,776 | 10. NORTHWEST AIRLINES CORPORATION | | 17,595 | |

FEDERAL PROCUREMENT DATA SYSTEM
FEDERAL PROCUREMENT DOLLARS BY STATE
 Fiscal Year 2003 Through Fourth Quarter

MISSISSIPPI

Population 6,844,658

Total Procurement By Place of Performance 2,522,049

Per Capita Procurement \$886.59

Rank Per Capita 21

Last Year 15

| TOP FIVE COUNTIES | | | | | |
|---|-------------------------------------|--------------------------------------|------------------------------------|---------------------------------|------------------|
| NAME OF COUNTIES | CIVILIAN AGENCIES | | DEPT OF DEFENSE | | TOTAL (000) |
| | SMALL DIS- ADVAN- TAGED (000) | OTHER (000) | SMALL-DIS ADVAN- TAGED (000) | OTHER (000) | |
| 1. JACKSON | 244 | 2,592 | 5,867 | 1,353,481 | 1,362,184 |
| 2. MADISON | 0 | 64,104 | 897 | 158,774 | 223,775 |
| 3. HARRISON | 2,615 | 53,874 | 49,298 | 111,273 | 217,060 |
| 4. HANCOCK | 10,929 | 122,567 | 3,282 | 22,937 | 159,715 |
| 5. HINES | 2,024 | 35,065 | 382 | 50,074 | 87,545 |
| TOP FIVE AGENCIES WITH PLACE OF PERFORMANCE IN THIS STATE (000) | | | | | |
| 1. DEFENSE, DEPARTMENT OF | | | | | 2,126,403 |
| 2. NATIONAL AERONAUTICS AND SPACE ADMINISTRATION | | | | | 121,804 |
| 3. TREASURY, DEPARTMENT OF THE | | | | | 58,463 |
| 4. GENERAL SERVICES ADMINISTRATION | | | | | 53,624 |
| 5. AGRICULTURE, DEPARTMENT OF | | | | | 32,521 |
| TOP FIVE CONTRACTING OFFICES LOCATED IN THIS STATE (000) | | | | | |
| ARMY, VICKSBURG CONSOLIDATED CONTRACTING | | | | | 191,932 |
| NASA, STENNIS SPACE CENTER | | | | | 151,723 |
| NAVY, SUPERVISOR SHIPBUILDING CONVER, PASCAGOULA | | | | | 145,645 |
| ARMY, ENGINEER DISTRICT (CIVIL), VICKSBURG | | | | | 106,001 |
| NAVY, RESEARCH LABORATORY, STENNIS SPACE CENTER | | | | | 73,435 |
| TYPE OF PRODUCT OR SERVICE | SMALL BUSINESS (000) | LARGE BUSINESS (000) | STATE & LOCAL GOV'T (000) | NON- PROFIT & OTHER (000) | TOTAL (000) |
| CONSTRUCTION | 133,556 | 146,020 | 13 | 148 | 279,737 |
| R & D | 17,545 | 719,539 | 0 | 29,826 | 766,910 |
| SERVICES | 166,368 | 427,287 | 1,647 | 14,287 | 609,589 |
| SUPPLIES & EQUIPMENT | 101,103 | 754,677 | 666 | 9,367 | 865,813 |
| TOTAL | 418,572 | 2,047,523 | 2,326 | 53,628 | 2,522,049 |
| TOP CONTRACTORS PERFORMING IN THIS STATE | | | | | |
| CIVILIAN AGENCIES CONTRACTORS | DOLLARS (000) | DEPARTMENT OF DEFENSE CONTRACTORS | | DOLLARS (000) | |
| 1. L-3 COMMUNICATIONS HOLDING INC | 63,365 | 1. NORTHROP GRUMMAN CORPORATION | | 1,317,411 | |
| 2. COMPUTER SCIENCES CORPORATION | 54,274 | 2. L-3 COMMUNICATIONS HOLDING INC | | 160,800 | |
| 3. LOCKHEED MARTIN CORPORATION | 31,532 | 3. GOLDEN MANUFACTURING CO INC | | 43,182 | |
| 4. BOEING COMPANY THE | 21,457 | 4. WHITESSELL GREEN INC | | 31,649 | |
| 5. EXODYNE, INC | 17,326 | 5. UNITED TECHNOLOGIES CORP | | 31,116 | |
| 6. SCIENCE APPLICATIONS INTL CORP | 10,110 | 6. COMPUTER SCIENCES CORPORATION | | 30,303 | |
| 7. G M & R CONSTRUCTION COMPANY INC | 9,735 | 7. GOVERNMENT OF SINGAPORE | | 25,618 | |
| 8. ASHLAND INC | 9,509 | 8. CAROTHERS CONSTRUCTION INC | | 25,492 | |
| 9. TENIX PTY LIMITED | 8,618 | 9. OMNI ENGINEERING INC | | 20,000 | |
| 10. FUTURE RESEARCH CORPORATION | 8,166 | 10. EATON CORPORATION | | 19,985 | |

FEDERAL PROCUREMENT DATA SYSTEM
FEDERAL PROCUREMENT DOLLARS BY STATE
 Fiscal Year 2003 Through Fourth Quarter

MISSOURI

Population 5,595,211

Total Procurement By Place of Performance 7,643,528

Per Capita Procurement \$1,366.08

Rank Per Capita 11

Last Year 22

| TOP FIVE COUNTIES | | | | | |
|---|----------------------------|-----------------------------------|----------------------------|--------------------------|------------------|
| NAME OF COUNTIES | CIVILIAN AGENCIES | | DEPT OF DEFENSE | | TOTAL (000) |
| | SMALL DIS-ADVANTAGED (000) | OTHER (000) | SMALL-DIS ADVANTAGED (000) | OTHER (000) | |
| 1. ST. LOUIS CITY | 73,627 | 192,733 | 58,665 | 4,848,245 | 5,173,270 |
| 2. JACKSON | 27,489 | 671,620 | 8,752 | 398,341 | 1,106,202 |
| 3. ST. LOUIS | 9,882 | 81,212 | 53,355 | 176,401 | 320,850 |
| 4. ST. CHARLES | 1,001 | 5,273 | 2,229 | 255,834 | 264,337 |
| 5. JASPER | 0 | 170,668 | 474 | 9,398 | 180,540 |
| TOP FIVE AGENCIES WITH PLACE OF PERFORMANCE IN THIS STATE (000) | | | | | |
| 1. DEFENSE, DEPARTMENT OF | | | | | 6,243,804 |
| 2. ENERGY, DEPARTMENT OF | | | | | 484,291 |
| 3. GENERAL SERVICES ADMINISTRATION | | | | | 288,200 |
| 4. AGRICULTURE, DEPARTMENT OF | | | | | 220,985 |
| 5. VETERANS AFFAIRS, DEPARTMENT OF | | | | | 219,682 |
| TOP FIVE CONTRACTING OFFICES LOCATED IN THIS STATE (000) | | | | | |
| GSA, FTS ACQUISITION SERVICES DIV, KANSAS CITY | | | | | 1,366,442 |
| AGRICULTURE, STABILIZ AND CONS SVC, KANSAS CITY | | | | | 628,166 |
| ENERGY, KANSAS CITY SITE OFFICE | | | | | 477,230 |
| AGRICULTURE, STABILIZ AND CONS SVC, KANSAS CITY | | | | | 383,026 |
| ARMY, ENGINEER DISTRICT, KANSAS CTY | | | | | 230,599 |
| TYPE OF PRODUCT OR SERVICE | SMALL BUSINESS (000) | LARGE BUSINESS (000) | STATE & LOCAL GOV'T (000) | NON-PROFIT & OTHER (000) | TOTAL (000) |
| CONSTRUCTION | 133,201 | 199,252 | 32 | 13 | 332,498 |
| R & D | 21,007 | 383,132 | 510 | 47,442 | 452,091 |
| SERVICES | 253,786 | 1,137,637 | 3,668 | 51,250 | 1,446,341 |
| SUPPLIES & EQUIPMENT | 442,895 | 4,752,989 | 45 | 216,669 | 5,412,598 |
| TOTAL | 850,889 | 6,473,010 | 4,255 | 315,374 | 7,643,528 |
| TOP CONTRACTORS PERFORMING IN THIS STATE | | | | | |
| CIVILIAN AGENCIES CONTRACTORS | DOLLARS (000) | DEPARTMENT OF DEFENSE CONTRACTORS | | DOLLARS (000) | |
| 1. HONEYWELL INTERNATIONAL INC | 477,256 | 1. BOEING COMPANY THE | | 4,819,288 | |
| 2. AMERISOURCEBERGEN CORPORATION | 168,024 | 2. ALLIANT LAKE CITY SMALL CALIBE | | 271,082 | |
| 3. WORLD WIDE TECHNOLOGY HOLDING | 78,551 | 3. ENGINEERED SUPPORT SYSTEMS INC | | 174,538 | |
| 4. BUNGE LIMITED | 72,343 | 4. WORLD WIDE TECHNOLOGY HOLDING | | 62,733 | |
| 5. GHI HOLDINGS INC. | 44,000 | 5. SABRELINER CORPORATION | | 55,780 | |
| 6. MAGELLAN HEALTH SERVICES INC | 28,768 | 6. NATIONAL BEEF PACKING COMPANY | | 39,251 | |
| 7. MINACT INC | 26,801 | 7. KING PHARMACEUTICALS INC | | 35,251 | |
| 8. ELECTRONIC DATA SYSTEMS CORP | 23,959 | 8. LIGHTHOUSE FOR THE BLIND INC | | 32,115 | |
| 9. REE S CONTRACT SERVICE INC | 20,646 | 9. ENVIRONMENTAL SPECIALISTS INC | | 26,924 | |
| 10. ENVIRONMENTAL RESTORATION LLC | 16,815 | 10. HDR BLOOMSDALE | | 25,672 | |

FEDERAL PROCUREMENT DATA SYSTEM
FEDERAL PROCUREMENT DOLLARS BY STATE
 Fiscal Year 2003 Through Fourth Quarter

MONTANA

Population 902,195

Total Procurement By Place of Performance 449,946

Per Capita Procurement \$498.72

Rank Per Capita 36

Last Year 40

| TOP FIVE COUNTIES | | | | | |
|---|----------------------------|------------------------------------|----------------------------|--------------------------|----------------|
| NAME OF COUNTIES | CIVILIAN AGENCIES | | DEPT OF DEFENSE | | TOTAL (000) |
| | SMALL DIS-ADVANTAGED (000) | OTHER (000) | SMALL-DIS ADVANTAGED (000) | OTHER (000) | |
| 1. CASCADE | 261 | 6,566 | 9,487 | 63,123 | 79,437 |
| 2. LAKE | 66 | 9,493 | 27,060 | 31,909 | 68,528 |
| 3. MISSOULA | 1,982 | 44,745 | 121 | 3,705 | 50,553 |
| 4. YELLOWSTONE | 4,580 | 30,311 | 3,343 | 2,498 | 40,732 |
| 5. FLATHEAD | 1,309 | 33,697 | 54 | 1,095 | 36,155 |
| TOP FIVE AGENCIES WITH PLACE OF PERFORMANCE IN THIS STATE (000) | | | | | |
| 1. DEFENSE, DEPARTMENT OF | | | | | 189,977 |
| 2. AGRICULTURE, DEPARTMENT OF | | | | | 104,285 |
| 3. INTERIOR, DEPARTMENT OF THE | | | | | 59,503 |
| 4. HEALTH AND HUMAN SERVICES, DEPARTMENT OF | | | | | 23,428 |
| 5. GENERAL SERVICES ADMINISTRATION | | | | | 17,582 |
| TOP FIVE CONTRACTING OFFICES LOCATED IN THIS STATE (000) | | | | | |
| USAF, 341 CONS/LGC, MALMSTROM AFB | | | | | 51,131 |
| INTERIOR, BUREAU OF RECLAMATION, BILLINGS | | | | | 28,710 |
| AGRICULTURE, FOREST SERVICE, KALISPELL | | | | | 27,601 |
| HHS, PUBLIC HEALTH SERVICE, BILLINGS | | | | | 18,256 |
| AGRICULTURE, FOREST SERVICE, MISSOULA | | | | | 17,493 |
| TYPE OF PRODUCT OR SERVICE | SMALL BUSINESS (000) | LARGE BUSINESS (000) | STATE & LOCAL GOV'T (000) | NON-PROFIT & OTHER (000) | TOTAL (000) |
| CONSTRUCTION | 69,613 | 26,818 | 0 | 0 | 96,431 |
| R & D | 27,249 | 73 | 0 | 388 | 27,710 |
| SERVICES | 149,888 | 42,302 | 11,045 | 47,292 | 250,527 |
| SUPPLIES & EQUIPMENT | 57,574 | 15,357 | 2 | 2,345 | 75,278 |
| TOTAL | 304,324 | 84,550 | 11,047 | 50,025 | 449,946 |
| TOP CONTRACTORS PERFORMING IN THIS STATE | | | | | |
| CIVILIAN AGENCIES CONTRACTORS | DOLLARS (000) | DEPARTMENT OF DEFENSE CONTRACTORS | | DOLLARS (000) | |
| 1. MONTANA ECONOMIC REVITALIZATION | 14,854 | 1. CONFEDERATED SALISH & KOOTENAI | | 58,745 | |
| 2. CONFEDERATED SALISH & KOOTENAI | 8,391 | 2. WEST ELECTRONICS INC | | 17,102 | |
| 3. SWANK ENTERPRISES | 7,908 | 3. JAMES TALCOTT CONSTRUCTION INC | | 7,503 | |
| 4. NEPTUNE AVIATION SERVICES INC | 6,657 | 4. ENVIRONMENTAL MANAGEMENT INC | | 7,309 | |
| 5. ROTTECH HEALTHCARE INC | 5,229 | 5. A & S TRIBAL INDUSTRIES | | 4,339 | |
| 6. ENVIROCON INC | 3,903 | 6. MONTANA ECONOMIC REVITALIZATION | | 4,225 | |
| 7. JOHNSON-WILSON CONSTRUCTORS INC | 3,860 | 7. MONTANA REFINING COMPANY A PA | | 3,973 | |
| 8. FISHER CONSTRUCTION INC | 3,710 | 8. WOODSIDE GROUP INC | | 3,917 | |
| 9. DEACONESS-BILLINGS CLINIC | 3,287 | 9. NANA REGIONAL CORPORATION INC | | 3,524 | |
| 10. SISTERS OF CHARITY OF LEAVENWORTH | 3,030 | 10. BEARSTAR ENTERPRISES INC | | 3,390 | |

FEDERAL PROCUREMENT DATA SYSTEM
FEDERAL PROCUREMENT DOLLARS BY STATE
 Fiscal Year 2003 Through Fourth Quarter

NEBRASKA

Population 1,711,263

Total Procurement By Place of Performance 485,717

Per Capita Procurement \$283.83

Rank Per Capita 49

Last Year 46

| TOP FIVE COUNTIES | | | | | |
|---|-------------------------------------|--------------------------------------|------------------------------------|---------------------------------|----------------|
| NAME OF COUNTIES | CIVILIAN AGENCIES | | DEPT OF DEFENSE | | TOTAL (000) |
| | SMALL DIS- ADVAN- TAGED (000) | OTHER (000) | SMALL-DIS ADVAN- TAGED (000) | OTHER (000) | |
| 1. SARPY | 0 | 2,445 | 21,677 | 187,999 | 212,121 |
| 2. DOUGLAS | 6,203 | 91,382 | 3,865 | 20,303 | 121,753 |
| 3. LANCASTER | 1,757 | 18,672 | 1,255 | 46,494 | 68,178 |
| 4. HALL | 748 | 13,592 | 1,506 | 4,794 | 20,640 |
| 5. ANTELOPE | 0 | 2,248 | 0 | 5,994 | 8,242 |
| TOP FIVE AGENCIES WITH PLACE OF PERFORMANCE IN THIS STATE (000) | | | | | |
| 1. DEFENSE, DEPARTMENT OF | | | | | 312,189 |
| 2. AGRICULTURE, DEPARTMENT OF | | | | | 72,344 |
| 3. VETERANS AFFAIRS, DEPARTMENT OF | | | | | 49,131 |
| 4. GENERAL SERVICES ADMINISTRATION | | | | | 22,081 |
| 5. HEALTH AND HUMAN SERVICES, DEPARTMENT OF | | | | | 15,040 |
| TOP FIVE CONTRACTING OFFICES LOCATED IN THIS STATE (000) | | | | | |
| ARMY, ENGINEER DISTRICT, OMAHA | | | | | 405,596 |
| USAF, 55 CONS/CC, OFFUTT AFB | | | | | 229,643 |
| ARMY, ENGINEER DISTRICT (CIVIL), OMAHA | | | | | 76,751 |
| VA MEDICALCENTER, OMAHA | | | | | 67,321 |
| INTERIOR, PARK SERVICE, OMAHA | | | | | 17,552 |
| TYPE OF PRODUCT OR SERVICE | SMALL BUSINESS (000) | LARGE BUSINESS (000) | STATE & LOCAL GOV'T (000) | NON- PROFIT & OTHER (000) | TOTAL (000) |
| CONSTRUCTION | 43,240 | 25,025 | 0 | 90 | 68,355 |
| R & D | 2,957 | 6,719 | 9 | 532 | 10,217 |
| SERVICES | 61,892 | 171,870 | 14,590 | 22,417 | 270,769 |
| SUPPLIES & EQUIPMENT | 42,958 | 88,022 | 0 | 5,396 | 136,376 |
| TOTAL | 151,047 | 291,636 | 14,599 | 28,435 | 485,717 |
| TOP CONTRACTORS PERFORMING IN THIS STATE | | | | | |
| CIVILIAN AGENCIES CONTRACTORS | DOLLARS (000) | DEPARTMENT OF DEFENSE CONTRACTORS | | DOLLARS (000) | |
| 1. ROSEN S DIVERSIFIED INC | 22,571 | 1. NORTHROP GRUMMAN CORPORATION | | 68,285 | |
| 2. CONAGRA FOODS INC | 20,884 | 2. LOCKHEED MARTIN CORPORATION | | 46,093 | |
| 3. STATE OF NEBRASKA | 8,510 | 3. DUNCAN AVIATION INC | | 22,625 | |
| 4. NORTH AMERICAN BISON COOPERATION | 6,919 | 4. WEITZ COMPANY LLC | | 10,850 | |
| 5. KELLEY BEAN CO INC | 6,571 | 5. B A E SYSTEMS PLC | | 8,522 | |
| 6. AMERISOURCEBERGEN CORPORATION | 5,679 | 6. SAMPSON CONSTRUCTION CO INC | | 7,955 | |
| 7. BRYAN L G H MEDICAL CENTER | 5,342 | 7. CHANNELL CONSTRUCTION COMPANY | | 7,888 | |
| 8. MIDWEST PAVING INC | 4,313 | 8. GENERAL DYNAMICS CORPORATION | | 6,974 | |
| 9. NATIONAL INDUSTRIES FOR THE BLIND | 4,229 | 9. CONAGRA FOODS INC | | 5,818 | |
| 10. COMPUTER SCIENCES CORPORATION | 3,902 | 10. SCIENCE APPLICATIONS INTL | | 5,659 | |

FEDERAL PROCUREMENT DATA SYSTEM
FEDERAL PROCUREMENT DOLLARS BY STATE
 Fiscal Year 2003 Through Fourth Quarter

NEVADA

Population 1,998,257

Total Procurement By Place of Performance 1,386,017

Per Capita Procurement \$693.61

Rank Per Capita 24

Last Year 26

| TOP FIVE COUNTIES | | | | | |
|---|----------------------------|-----------------------------------|----------------------------|--------------------------|------------------|
| NAME OF COUNTIES | CIVILIAN AGENCIES | | DEPT OF DEFENSE | | TOTAL (000) |
| | SMALL DIS-ADVANTAGED (000) | OTHER (000) | SMALL-DIS ADVANTAGED (000) | OTHER (000) | |
| 1. CLARK | 21,590 | 863,136 | 57,959 | 129,155 | 1,071,840 |
| 2. WASHOE | 5,892 | 75,852 | 3,238 | 69,077 | 154,059 |
| 3. CHURCHILL | 0 | 1,551 | 36,407 | 24,809 | 62,767 |
| 4. MINERAL | 33 | 233 | 703 | 36,050 | 37,019 |
| 5. CARSON CITY | 19 | 3,822 | 483 | 9,733 | 14,057 |
| TOP FIVE AGENCIES WITH PLACE OF PERFORMANCE IN THIS STATE (000) | | | | | |
| 1. ENERGY, DEPARTMENT OF | | | | | 794,529 |
| 2. DEFENSE, DEPARTMENT OF | | | | | 386,679 |
| 3. INTERIOR, DEPARTMENT OF THE | | | | | 52,670 |
| 4. LABOR, DEPARTMENT OF | | | | | 43,764 |
| 5. TRANSPORTATION, DEPARTMENT OF | | | | | 34,336 |
| TOP FIVE CONTRACTING OFFICES LOCATED IN THIS STATE (000) | | | | | |
| ENERGY, NEVADA OPERATIONS OFFICE, LAS VEGAS | | | | | 500,516 |
| ENERGY, CIVILIAN RADIOACTIVE WASTE MGMT, LAS VEGAS | | | | | 299,619 |
| USAF, 99 CONS/CC, NELLIS AFB | | | | | 113,877 |
| INTERIOR, BUREAU OF RECLAMATION, BOULDER CITY | | | | | 21,116 |
| ARMY, USPFO FOR NEVADA, CARSON CITY | | | | | 11,032 |
| TYPE OF PRODUCT OR SERVICE | SMALL BUSINESS (000) | LARGE BUSINESS (000) | STATE & LOCAL GOV'T (000) | NON-PROFIT & OTHER (000) | TOTAL (000) |
| CONSTRUCTION | 163,070 | 66,454 | 6 | 0 | 229,530 |
| R & D | 19,659 | 2,819 | 0 | 7,003 | 29,481 |
| SERVICES | 89,642 | 922,271 | 1,142 | 20,643 | 1,033,698 |
| SUPPLIES & EQUIPMENT | 73,786 | 18,484 | 61 | 977 | 93,308 |
| TOTAL | 346,157 | 1,010,028 | 1,209 | 28,623 | 1,386,017 |
| TOP CONTRACTORS PERFORMING IN THIS STATE | | | | | |
| CIVILIAN AGENCIES CONTRACTORS | DOLLARS (000) | DEPARTMENT OF DEFENSE CONTRACTORS | | DOLLARS (000) | |
| 1. BECHTEL GROUP INC | 434,472 | 1. SIERRA NEVADA CORPORATION | | 45,347 | |
| 2. SCIENCE APPLICATIONS INTL | 265,269 | 2. DAY & ZIMMERMANN GROUP INC | | 35,968 | |
| 3. SHAW GROUP INC | 30,882 | 3. CHUGACH ALASKA CORPORATION | | 24,596 | |
| 4. EDWARD KRAEMER & SONS INC | 30,144 | 4. SOLOR ELECTRIC INC | | 19,556 | |
| 5. GROUP 4 FALCK A/S | 25,899 | 5. UNITED TECHNOLOGIES CORP | | 17,428 | |
| 6. MANAGEMENT AND TRAINING CORP | 25,827 | 6. SIERRA PACIFIC RESOURCES | | 12,593 | |
| 7. BOOZ ALLEN HAMILTON INC | 18,139 | 7. NEW-COM INC | | 11,919 | |
| 8. RELIABLE CONTRACTING GROUP LLC | 17,240 | 8. WISER CONSTRUCTION LLC | | 10,936 | |
| 9. UNIVERSITY OF NEVADA | 12,872 | 9. TYCO INTERNATIONAL LTD | | 9,958 | |
| 10. NAVARRO RESEARCH & ENGINEERING | 4,635 | 10. RQ CONSTRUCTION INC | | 6,338 | |

FEDERAL PROCUREMENT DATA SYSTEM
FEDERAL PROCUREMENT DOLLARS BY STATE
 Fiscal Year 2003 Through Fourth Quarter

NEW HAMPSHIRE

Population 1,235,786

Total Procurement By Place of Performance 665,179

Per Capita Procurement \$538.26

Rank Per Capita 34

Last Year 28

| TOP FIVE COUNTIES | | | | | |
|---|-------------------------------------|--------------------------------------|------------------------------------|---------------------------------|----------------|
| NAME OF COUNTIES | CIVILIAN AGENCIES | | DEPT OF DEFENSE | | TOTAL (000) |
| | SMALL DIS- ADVAN- TAGED (000) | OTHER (000) | SMALL-DIS ADVAN- TAGED (000) | OTHER (000) | |
| 1. HILLSBOROUGH | 299 | 10,654 | 1,830 | 378,425 | 391,208 |
| 2. ROCKINGHAM | 2,149 | 61,280 | 903 | 70,610 | 134,942 |
| 3. GRAFTON | 665 | 29,215 | 411 | 46,200 | 76,491 |
| 4. STRAFFORD | 745 | 9,968 | 702 | 14,146 | 25,561 |
| 5. MERRIMACK | 339 | 13,752 | 223 | 9,306 | 23,620 |
| TOP FIVE AGENCIES WITH PLACE OF PERFORMANCE IN THIS STATE (000) | | | | | |
| 1. DEFENSE, DEPARTMENT OF | | | | | 531,090 |
| 2. GENERAL SERVICES ADMINISTRATION | | | | | 62,790 |
| 3. STATE, DEPARTMENT OF | | | | | 13,594 |
| 4. NATIONAL AERONAUTICS AND SPACE ADMINISTRATION | | | | | 12,620 |
| 5. JUSTICE, DEPARTMENT OF | | | | | 9,829 |
| TOP FIVE CONTRACTING OFFICES LOCATED IN THIS STATE (000) | | | | | |
| NAVY, PORTSMOUTH SHIPYARD | | | | | 31,974 |
| VA MEDICAL CENTER, MANCHESTER | | | | | 7,160 |
| ARMY, USPFO FOR NEW HAMPSHIRE, CONCORD | | | | | 4,848 |
| AGRICULTURE, FOREST SERVICE, LACONIA | | | | | 316 |
| TYPE OF PRODUCT OR SERVICE | SMALL BUSINESS (000) | LARGE BUSINESS (000) | STATE & LOCAL GOV'T (000) | NON- PROFIT & OTHER (000) | TOTAL (000) |
| CONSTRUCTION | 10,068 | 13,295 | 0 | 3 | 23,366 |
| R & D | 33,858 | 42,514 | 0 | 3,375 | 79,747 |
| SERVICES | 43,601 | 77,996 | 4,349 | 5,375 | 131,321 |
| SUPPLIES & EQUIPMENT | 111,479 | 298,486 | 0 | 20,780 | 430,745 |
| TOTAL | 199,006 | 432,291 | 4,349 | 29,533 | 665,179 |
| TOP CONTRACTORS PERFORMING IN THIS STATE | | | | | |
| CIVILIAN AGENCIES CONTRACTORS | DOLLARS (000) | DEPARTMENT OF DEFENSE CONTRACTORS | | DOLLARS (000) | |
| 1. CACI INTERNATIONAL INC | 15,991 | 1. B A E SYSTEMS PLC | | 292,691 | |
| 2. SI INTERNATIONAL INC | 11,729 | 2. INSIGHT TECHNOLOGY INC | | 39,371 | |
| 3. CREARE INCORPORATED | 10,250 | 3. KOLLSMAN INC | | 25,161 | |
| 4. DCI INC | 7,343 | 4. NORCROSS SAFETY PRODUCTS LLC | | 16,425 | |
| 5. ASHLAND ELECTRIC PRODUCTS INC | 5,948 | 5. HARVEY CONSTRUCTION CORP | | 12,130 | |
| 6. LIFE CYCLE ENGINEERING INC | 4,946 | 6. MINEBEA CO LTD | | 12,004 | |
| 7. BOOZ ALLEN HAMILTON INC | 4,356 | 7. DCI INC | | 11,610 | |
| 8. PEROT SYSTEMS CORPORATION | 4,340 | 8. TIMKEN COMPANY | | 10,258 | |
| 9. RED RIVER COMPUTER CO INC | 4,199 | 9. CREARE INCORPORATED | | 7,350 | |
| 10. DARTMOUTH COLLEGE | 3,701 | 10. RED RIVER COMPUTER CO INC | | 7,210 | |

FEDERAL PROCUREMENT DATA SYSTEM
FEDERAL PROCUREMENT DOLLARS BY STATE
 Fiscal Year 2003 Through Fourth Quarter

NEW JERSEY

Population 8,414,350

Total Procurement By Place of Performance 4,656,164

Per Capita Procurement \$553.35

Rank Per Capita 33

Last Year 34

| TOP FIVE COUNTIES | | | | | |
|---|-------------------------------------|--------------------------------------|------------------------------------|---------------------------------|------------------|
| NAME OF COUNTIES | CIVILIAN AGENCIES | | DEPT OF DEFENSE | | TOTAL (000) |
| | SMALL DIS- ADVAN- TAGED (000) | OTHER (000) | SMALL-DIS ADVAN- TAGED (000) | OTHER (000) | |
| 1. BURLINGTON | 393 | 30,978 | 71,641 | 1,170,909 | 1,273,921 |
| 2. MONMOUTH | 13,995 | 78,314 | 94,273 | 853,883 | 1,040,465 |
| 3. BERGEN | 1,850 | 60,243 | 2,993 | 281,081 | 346,167 |
| 4. PASSAIC | 257 | 9,449 | 1,984 | 281,012 | 292,702 |
| 5. MIDDLESEX | 4,400 | 162,911 | 735 | 103,278 | 271,324 |
| TOP FIVE AGENCIES WITH PLACE OF PERFORMANCE IN THIS STATE (000) | | | | | |
| 1. DEFENSE, DEPARTMENT OF | | | | | 3,873,270 |
| 2. GENERAL SERVICES ADMINISTRATION | | | | | 214,708 |
| 3. ENERGY, DEPARTMENT OF | | | | | 109,127 |
| 4. VETERANS AFFAIRS, DEPARTMENT OF | | | | | 89,212 |
| 5. TRANSPORTATION, DEPARTMENT OF | | | | | 51,506 |
| TOP FIVE CONTRACTING OFFICES LOCATED IN THIS STATE (000) | | | | | |
| ARMY, COMMUN-ELECTRONICS (AB07), FT MONMOUTH | | | | | 5,291,089 |
| ARMY, TACOM, PICATINNY ARSENAL | | | | | 1,447,136 |
| NAVY, AIR WARFARE CENTER, LAKEHURST | | | | | 525,513 |
| ARMY, ACA, FORT DIX | | | | | 184,957 |
| ARMY, COMMUN-ELECTRONICS (AB08), FT MONMOUTH | | | | | 80,217 |
| TYPE OF PRODUCT OR SERVICE | SMALL BUSINESS (000) | LARGE BUSINESS (000) | STATE & LOCAL GOV'T (000) | NON- PROFIT & OTHER (000) | TOTAL (000) |
| CONSTRUCTION | 214,191 | 140,375 | 0 | 118 | 354,684 |
| R & D | 54,975 | 555,282 | 990 | 148,521 | 759,768 |
| SERVICES | 550,986 | 1,324,522 | 12,259 | 52,598 | 1,940,365 |
| SUPPLIES & EQUIPMENT | 461,828 | 845,888 | 4 | 293,627 | 1,601,347 |
| TOTAL | 1,281,980 | 2,866,067 | 13,253 | 494,864 | 4,656,164 |
| TOP CONTRACTORS PERFORMING IN THIS STATE | | | | | |
| CIVILIAN AGENCIES CONTRACTORS | DOLLARS (000) | DEPARTMENT OF DEFENSE CONTRACTORS | | DOLLARS (000) | |
| 1. LOCKHEED MARTIN CORPORATION | 78,580 | 1. LOCKHEED MARTIN CORPORATION | | 1,208,337 | |
| 2. PRINCETON UNIVERSITY | 69,852 | 2. ITT INDUSTRIES INC | | 103,574 | |
| 3. SIEMENS AG | 31,182 | 3. DATA LINK SOLUTIONS LLC | | 95,282 | |
| 4. SALTCHUK RESOURCES INC | 28,288 | 4. CACI INTERNATIONAL INC | | 91,577 | |
| 5. GENERAL DYNAMICS CORPORATION | 26,708 | 5. COMPUTER SCIENCES CORPORATION | | 86,009 | |
| 6. TETRATECH INC | 25,296 | 6. PROCURENET INC | | 80,718 | |
| 7. AMERISOURCEBERGEN CORPORATION | 22,909 | 7. SEVENSON ENVIRONMENTAL SERVICE | | 74,800 | |
| 8. RICOH CO LTD | 19,622 | 8. ITEL SOLUTIONS INC | | 74,651 | |
| 9. MATHEMATICA INC | 19,154 | 9. ENGINEERED SUPPORT SYSTEMS INC | | 65,446 | |
| 10. CORRECTIONS CORP OF AMERICA | 14,355 | 10. TITAN CORPORATION | | 57,587 | |

FEDERAL PROCUREMENT DATA SYSTEM
FEDERAL PROCUREMENT DOLLARS BY STATE
 Fiscal Year 2003 Through Fourth Quarter

NEW MEXICO

Population 1,819,046

Total Procurement By Place of Performance 5,742,489

Per Capita Procurement \$3,156.86

Rank Per Capita 3

Last Year 3

| TOP FIVE COUNTIES | | | | | |
|---|----------------------------|------------------------------------|----------------------------|--------------------------|------------------|
| NAME OF COUNTIES | CIVILIAN AGENCIES | | DEPT OF DEFENSE | | TOTAL (000) |
| | SMALL DIS-ADVANTAGED (000) | OTHER (000) | SMALL-DIS ADVANTAGED (000) | OTHER (000) | |
| 1. BERNALILLO | 60,756 | 2,298,470 | 104,002 | 363,851 | 2,827,079 |
| 2. LOS ALAMOS | 4,965 | 1,987,949 | 4,111 | 8,901 | 2,005,926 |
| 3. OTERO | 2,216 | 5,300 | 81,278 | 181,071 | 269,865 |
| 4. DONA ANA | 583 | 73,262 | 43,861 | 36,562 | 154,268 |
| 5. SANTA FE | 6,529 | 118,089 | 3,913 | 10,297 | 138,828 |
| TOP FIVE AGENCIES WITH PLACE OF PERFORMANCE IN THIS STATE (000) | | | | | |
| 1. ENERGY, DEPARTMENT OF | | | | | 4,229,716 |
| 2. DEFENSE, DEPARTMENT OF | | | | | 955,420 |
| 3. JUSTICE, DEPARTMENT OF | | | | | 156,734 |
| 4. INTERIOR, DEPARTMENT OF THE | | | | | 115,040 |
| 5. NATIONAL AERONAUTICS AND SPACE ADMINISTRATION | | | | | 74,215 |
| TOP FIVE CONTRACTING OFFICES LOCATED IN THIS STATE (000) | | | | | |
| ENERGY, ALBUQUERQUE OPERATIONS OFFICE | | | | | 2,154,075 |
| ENERGY, LOS ALAMOS SITE OFFICE | | | | | 1,985,044 |
| USAF, ASC/TMK, KIRTLAND AFB | | | | | 518,996 |
| ENERGY, NATL NUCLEAR SECURITY CENTER, ALBUQUERQUE | | | | | 382,704 |
| ARMY, ACA, WHITE SANDS MISSILE RANGE | | | | | 215,562 |
| TYPE OF PRODUCT OR SERVICE | SMALL BUSINESS (000) | LARGE BUSINESS (000) | STATE & LOCAL GOV'T (000) | NON-PROFIT & OTHER (000) | TOTAL (000) |
| CONSTRUCTION | 155,403 | 99,433 | 138 | 3 | 254,977 |
| R & D | 98,297 | 134,816 | 554 | 20,804 | 254,471 |
| SERVICES | 381,365 | 2,565,493 | 3,368 | 2,046,640 | 4,996,866 |
| SUPPLIES & EQUIPMENT | 120,713 | 102,606 | 4 | 12,852 | 236,175 |
| TOTAL | 755,778 | 2,902,348 | 4,064 | 2,080,299 | 5,742,489 |
| TOP CONTRACTORS PERFORMING IN THIS STATE | | | | | |
| CIVILIAN AGENCIES CONTRACTORS | DOLLARS (000) | DEPARTMENT OF DEFENSE CONTRACTORS | | DOLLARS (000) | |
| 1. LOCKHEED MARTIN CORPORATION | 2,027,313 | 1. HONEYWELL INTERNATIONAL INC | | 79,902 | |
| 2. WESTINGHOUSE ELECTRIC CORP | 114,597 | 2. NEWTECH INC | | 49,369 | |
| 3. AKAL SECURITY INC | 113,707 | 3. CHUGACH MANAGEMENT SERVICES | | 45,756 | |
| 4. HONEYWELL INTERNATIONAL INC | 55,767 | 4. WESTAR CORPORATION | | 38,427 | |
| 5. GROUP \$ FALCK A/S | 47,108 | 5. KITCHELL MARTIN LLC | | 37,331 | |
| 6. CSI AVIATION SERVICES INC | 31,390 | 6. APPLIED RESEARCH ASSOCIATES INC | | 32,467 | |
| 7. DATACOM SCIENCES INC | 22,386 | 7. BOEING COMPANY THE | | 26,043 | |
| 8. PIERCE ENTERPRISES INC | 17,908 | 8. SCIENCE APPLICATIONS INTERNL | | 23,943 | |
| 9. NEW MEXICO STATE UNIVERSITY | 15,952 | 9. EMI TECHNOLOGIES INC | | 21,380 | |
| 10. UNISYS CORPORATION | 15,659 | 10. HUNT BUILDING CORPORATION | | 19,148 | |

FEDERAL PROCUREMENT DATA SYSTEM
FEDERAL PROCUREMENT DOLLARS BY STATE
 Fiscal Year 2003 Through Fourth Quarter

NEW YORK

Population 18,976,457

Total Procurement By Place of Performance 6,605,660

Per Capita Procurement \$348.09

Rank Per Capita 43

Last Year 41

| TOP FIVE COUNTIES | | | | | |
|---|-------------------------------------|--------------------------------------|------------------------------------|---------------------------------|------------------|
| NAME OF COUNTIES | CIVILIAN AGENCIES | | DEPT OF DEFENSE | | TOTAL (000) |
| | SMALL DIS- ADVAN- TAGED (000) | OTHER (000) | SMALL-DIS ADVAN- TAGED (000) | OTHER (000) | |
| 1. SUFFOLK | 20,847 | 500,005 | 8,855 | 586,546 | 1,116,253 |
| 2. NEW YORK | 28,726 | 502,630 | 14,709 | 153,413 | 699,478 |
| 3. SCHENECTADY | 2,620 | 279,202 | 1,541 | 398,620 | 681,983 |
| 4. NASSAU | 5,386 | 32,951 | 2,911 | 539,409 | 580,657 |
| 5. ERIE | 11,032 | 195,882 | 2,004 | 237,941 | 446,859 |
| TOP FIVE AGENCIES WITH PLACE OF PERFORMANCE IN THIS STATE (000) | | | | | |
| 1. DEFENSE, DEPARTMENT OF | | | | | 4,252,970 |
| 2. ENERGY, DEPARTMENT OF | | | | | 722,688 |
| 3. GENERAL SERVICES ADMINISTRATION | | | | | 582,419 |
| 4. VETERANS AFFAIRS, DEPARTMENT OF | | | | | 220,255 |
| 5. INTERIOR, DEPARTMENT OF THE | | | | | 181,059 |
| TOP FIVE CONTRACTING OFFICES LOCATED IN THIS STATE (000) | | | | | |
| ENERGY, SCHENECTADY NAVAL REACTORS OFFICE | | | | | 445,687 |
| GSA, PUBLIC BUILDINGS SERVICE, SYRACUSE | | | | | 266,734 |
| GSA, FSS OFC SUP CTR-SPECIAL ORDER, NEW YORK | | | | | 262,023 |
| NAVY, FACILITIES ENGINEER COM, NEW YORK | | | | | 248,488 |
| GSA, PUBLIC BUILDINGS SERVICE, NEW YORK | | | | | 192,172 |
| TYPE OF PRODUCT OR SERVICE | SMALL BUSINESS (000) | LARGE BUSINESS (000) | STATE & LOCAL GOV'T (000) | NON- PROFIT & OTHER (000) | TOTAL (000) |
| CONSTRUCTION | 338,193 | 114,631 | 0 | 49 | 452,873 |
| R & D | 114,421 | 583,548 | 672 | 65,573 | 764,214 |
| SERVICES | 505,298 | 1,555,163 | 11,146 | 745,609 | 2,817,216 |
| SUPPLIES & EQUIPMENT | 950,522 | 1,359,398 | 4,000 | 257,437 | 2,571,357 |
| TOTAL | 1,908,434 | 3,612,740 | 15,818 | 1,068,668 | 6,605,660 |
| TOP CONTRACTORS PERFORMING IN THIS STATE | | | | | |
| CIVILIAN AGENCIES CONTRACTORS | DOLLARS (000) | DEPARTMENT OF DEFENSE CONTRACTORS | | DOLLARS (000) | |
| 1. BROOKHAVEN SCIENCE ASSOCIATES | 440,920 | 1. LOCKHEED MARTIN CORPORATION | | 827,630 | |
| 2. LOCKHEED MARTIN CORPORATION | 299,726 | 2. NORTHROP GRUMMAN CORPORATION | | 395,141 | |
| 3. V T GROUP PLC | 144,953 | 3. WALLENIUS HOLDINGS INC | | 217,119 | |
| 4. W P P GROUP PLC | 126,242 | 4. HARRIS CORPORATION | | 184,963 | |
| 5. NYSARC INC | 112,002 | 5. B A E SYSTEMS PLC | | 159,144 | |
| 6. AMERISOURCEBERGEN CORPORATION | 39,700 | 6. BECHTEL GROUP INC | | 112,407 | |
| 7. GROUP HEALTH INCORPORATED | 36,144 | 7. BREN-TRONICS INC | | 77,575 | |
| 8. YORK TELECOM CORPORATION | 28,675 | 8. EDO CORPORATION | | 75,351 | |
| 9. PAYUP WINDDOWN INC | 25,000 | 9. SAINT VINCENTS CATHOLIC MEDICAL | | 64,874 | |
| 10. OWL COMPANIES | 24,670 | 10. ULTRALIFE BATTERIES INC | | 57,367 | |

FEDERAL PROCUREMENT DATA SYSTEM
FEDERAL PROCUREMENT DOLLARS BY STATE
 Fiscal Year 2003 Through Fourth Quarter

NORTH CAROLINA

Population 8,049,313

Total Procurement By Place of Performance 3,177,344

Per Capita Procurement \$394.73

Rank Per Capita 40

Last Year 45

| TOP FIVE COUNTIES | | | | | |
|---|-------------------------------------|--------------------------------------|------------------------------------|---------------------------------|------------------|
| NAME OF COUNTIES | CIVILIAN AGENCIES | | DEPT OF DEFENSE | | TOTAL (000) |
| | SMALL DIS- ADVAN- TAGED (000) | OTHER (000) | SMALL-DIS ADVAN- TAGED (000) | OTHER (000) | |
| 1. CUMBERLAND | 3,451 | 15,864 | 73,811 | 481,272 | 574,398 |
| 2. DURHAM | 11,300 | 286,263 | 2,385 | 78,716 | 378,664 |
| 3. MECKLENBURG | 17,830 | 227,806 | 2,692 | 47,488 | 295,816 |
| 4. ONSLOW | 171 | 4,761 | 15,657 | 241,379 | 261,968 |
| 5. GUILFORD | 2,963 | 59,339 | 4,524 | 178,774 | 245,600 |
| TOP FIVE AGENCIES WITH PLACE OF PERFORMANCE IN THIS STATE (000) | | | | | |
| 1. DEFENSE, DEPARTMENT OF | | | | | 1,988,278 |
| 2. HEALTH AND HUMAN SERVICES, DEPARTMENT OF | | | | | 280,322 |
| 3. ENERGY, DEPARTMENT OF | | | | | 147,568 |
| 4. JUSTICE, DEPARTMENT OF | | | | | 131,992 |
| 5. STATE, DEPARTMENT OF | | | | | 126,910 |
| TOP FIVE CONTRACTING OFFICES LOCATED IN THIS STATE (000) | | | | | |
| ARMY, ACA, FORT BRAGG | | | | | 202,455 |
| ARMY, MATERIEL CMD ACQUISITION, RESEARCH TRIANGLE | | | | | 199,277 |
| HHS, NATL INSTITUTES FOR HEALTH, RESEARCH TRIANGLE | | | | | 168,763 |
| NAVY, MARINE CORP, CAMP LEJEUNE | | | | | 102,367 |
| DOD, USSOCOM, USASOC, FORT BRAGG | | | | | 86,216 |
| TYPE OF PRODUCT OR SERVICE | SMALL BUSINESS (000) | LARGE BUSINESS (000) | STATE & LOCAL GOV'T (000) | NON- PROFIT & OTHER (000) | TOTAL (000) |
| CONSTRUCTION | 268,079 | 504,960 | 0 | 30 | 773,069 |
| R & D | 49,526 | 127,718 | 38 | 110,273 | 287,555 |
| SERVICES | 337,458 | 662,736 | 3,282 | 122,147 | 1,125,623 |
| SUPPLIES & EQUIPMENT | 296,030 | 627,772 | 0 | 67,295 | 991,097 |
| TOTAL | 951,093 | 1,923,186 | 3,320 | 299,745 | 3,177,344 |
| TOP CONTRACTORS PERFORMING IN THIS STATE | | | | | |
| CIVILIAN AGENCIES CONTRACTORS | DOLLARS (000) | DEPARTMENT OF DEFENSE CONTRACTORS | | DOLLARS (000) | |
| 1. RESEARCH TRIANGLE INSTITUTE INC | 173,751 | 1. ALCATEL | | 143,185 | |
| 2. DUKE COGEMA STONE & WEBSTER LLC | 138,860 | 2. SODEXHO ALLIANCE | | 69,996 | |
| 3. HENSEL PHELPS CONSTRUCTION CO | 96,178 | 3. LUCENT TECHNOLOGIES INC | | 61,964 | |
| 4. PHILIPP HOLZMANN AG | 63,066 | 4. LEAR SIEGLER SERVICES INC | | 57,924 | |
| 5. FURNITURE BRANDS INTERNATIONAL | 58,525 | 5. GREAT LAKES DREDGE & DOCK CORP | | 52,964 | |
| 6. UNIVERSITY OF NORTH CAROLINA | 32,589 | 6. ELEMENTIS PLC | | 51,477 | |
| 7. PHARMACEUTICAL PRODUCT DEVELOP | 29,679 | 7. STANLEY ASSOCIATES INC | | 44,000 | |
| 8. DAIMLERCHRYSLER AG | 28,641 | 8. BL HARBERT INTERNATIONAL LLC | | 42,671 | |
| 9. TRANSCONTINENTAL ENTERPRISES INC | 16,203 | 9. HUNT BUILDING CORPORATION | | 39,317 | |
| 10. URS CORPORATION | 15,630 | 10. MC CARTY CORPORATION | | 37,873 | |

FEDERAL PROCUREMENT DATA SYSTEM
FEDERAL PROCUREMENT DOLLARS BY STATE
 Fiscal Year 2003 Through Fourth Quarter

NORTH DAKOTA

Population 642,200

Total Procurement By Place of Performance 360,174

Per Capita Procurement \$560.84

Rank Per Capita 32

Last Year 33

| TOP FIVE COUNTIES | | | | | |
|---|----------------------------|-----------------------------------|----------------------------|--------------------------|----------------|
| NAME OF COUNTIES | CIVILIAN AGENCIES | | DEPT OF DEFENSE | | TOTAL (000) |
| | SMALL DIS-ADVANTAGED (000) | OTHER (000) | SMALL-DIS ADVANTAGED (000) | OTHER (000) | |
| 1. GRAND FORKS | 196 | 8,626 | 13,585 | 97,074 | 119,481 |
| 2. WARD | 733 | 7,952 | 11,344 | 70,743 | 90,772 |
| 3. MORTON | 4,400 | 198 | 0 | 20,110 | 24,708 |
| 4. CASS | 5,307 | 7,579 | 3,695 | 7,519 | 24,100 |
| 5. MCLEAN | 5,300 | 1,132 | 184 | 8,842 | 15,458 |
| TOP FIVE AGENCIES WITH PLACE OF PERFORMANCE IN THIS STATE (000) | | | | | |
| 1. DEFENSE, DEPARTMENT OF | | | | | 262,114 |
| 2. AGRICULTURE, DEPARTMENT OF | | | | | 21,670 |
| 3. ENERGY, DEPARTMENT OF | | | | | 10,971 |
| 4. GENERAL SERVICES ADMINISTRATION | | | | | 10,606 |
| 5. INTERIOR, DEPARTMENT OF THE | | | | | 10,599 |
| TOP FIVE CONTRACTING OFFICES LOCATED IN THIS STATE (000) | | | | | |
| USAF, 319 CONS/LGC, GRAND FORKS AFB | | | | | 58,011 |
| USAF, 5 CONS/CC, MINOT | | | | | 42,161 |
| VA MEDICAL & RO CENTER, FARGO | | | | | 12,734 |
| ARMY, USPFO FOR NORTH DAKOTA, BISMARCK | | | | | 4,907 |
| INTERIOR, BUREAU OF RECLAMATION, BISMARCK | | | | | 827 |
| TYPE OF PRODUCT OR SERVICE | SMALL BUSINESS (000) | LARGE BUSINESS (000) | STATE & LOCAL GOV'T (000) | NON-PROFIT & OTHER (000) | TOTAL (000) |
| CONSTRUCTION | 81,788 | 107,361 | 0 | 0 | 189,149 |
| R & D | 2,649 | 0 | 0 | -2 | 2,647 |
| SERVICES | 34,739 | 25,901 | 653 | 22,832 | 84,125 |
| SUPPLIES & EQUIPMENT | 53,187 | 30,472 | 35 | 559 | 84,253 |
| TOTAL | 172,363 | 163,734 | 688 | 23,389 | 360,174 |
| TOP CONTRACTORS PERFORMING IN THIS STATE | | | | | |
| CIVILIAN AGENCIES CONTRACTORS | DOLLARS (000) | DEPARTMENT OF DEFENSE CONTRACTORS | DOLLARS (000) | | |
| 1. LAKE SPIRIT TRIBE | 10,472 | 1. WEIS BUILDERS INC | 39,064 | | |
| 2. DAKOTA GROWERS PASTA COMPANY | 7,869 | 2. SUNDT COMPANIES INC | 28,060 | | |
| 3. C S DUBOIS CONSTRUCTION INC | 6,159 | 3. STRATA CORPORATION | 21,532 | | |
| 4. DAKOTA DRY BEAN INC | 5,389 | 4. TESORO PETROLEUM CORPORATION | 20,110 | | |
| 5. MANDAREE ENTERPRISE CORPORATION | 5,320 | 5. BERGSTROM ELECTRIC INC | 13,928 | | |
| 6. MINACT INC | 5,074 | 6. DAY & ZIMMERMANN GROUP INC | 8,172 | | |
| 7. COAL CREEK CONSTRUCTION | 4,931 | 7. ALSTOM | 6,694 | | |
| 8. LADUCER & ASSOCIATES INC | 4,262 | 8. COAL CREEK CONSTRUCTION | 6,472 | | |
| 9. UNIVERSITY OF NORTH DAKOTA | 2,233 | 9. PETERSON CONSTRUCTION COMPANY | 5,356 | | |
| 10. MOTOR COACH INDUSTRIES INTL | 2,166 | 10. SWANBERG CONSTRUCTION INC | 4,356 | | |

FEDERAL PROCUREMENT DATA SYSTEM
FEDERAL PROCUREMENT DOLLARS BY STATE
 Fiscal Year 2003 Through Fourth Quarter

OHIO

Population 11,353,140

Total Procurement By Place of Performance 5,957,881

Per Capita Procurement \$524.77

Rank Per Capita 35

Last Year 37

| TOP FIVE COUNTIES | | | | | |
|---|----------------------------|------------------------------------|----------------------------|--------------------------|------------------|
| NAME OF COUNTIES | CIVILIAN AGENCIES | | DEPT OF DEFENSE | | TOTAL (000) |
| | SMALL DIS-ADVANTAGED (000) | OTHER (000) | SMALL-DIS ADVANTAGED (000) | OTHER (000) | |
| 1. HAMILTON | 50,649 | 477,737 | 1,771 | 1,255,789 | 1,785,946 |
| 2. MONTGOMERY | 20,389 | 181,800 | 39,396 | 582,077 | 823,662 |
| 3. FRANKLIN | 1,485 | 173,962 | 20,981 | 492,505 | 688,933 |
| 4. GREENE | 18,686 | 124,582 | 120,462 | 416,597 | 680,327 |
| 5. CUYAHOGA | 88,472 | 255,520 | 7,379 | 254,696 | 606,067 |
| TOP FIVE AGENCIES WITH PLACE OF PERFORMANCE IN THIS STATE (000) | | | | | |
| 1. DEFENSE, DEPARTMENT OF | | | | | 4,271,338 |
| 2. ENERGY, DEPARTMENT OF | | | | | 543,877 |
| 3. GENERAL SERVICES ADMINISTRATION | | | | | 321,369 |
| 4. VETERANS AFFAIRS, DEPARTMENT OF | | | | | 215,618 |
| 5. NATIONAL AERONAUTICS AND SPACE ADMINISTRATION | | | | | 198,371 |
| TOP FIVE CONTRACTING OFFICES LOCATED IN THIS STATE (000) | | | | | |
| USAF, ASC/YFK, WRIGHT PATTERSON AFB | | | | | 5,222,974 |
| USAF, ASC/YCK, WRIGHT PATTERSON AFB | | | | | 3,725,660 |
| USAF, ASC/YPK, WRIGHT PATTERSON AFB | | | | | 2,360,904 |
| USAF, ASC/RWKR, WRIGHT PATTERSON AFB | | | | | 1,809,099 |
| USAF, ASC/GR, WRIGHT PATTERSON AFB | | | | | 1,300,186 |
| TYPE OF PRODUCT OR SERVICE | SMALL BUSINESS (000) | LARGE BUSINESS (000) | STATE & LOCAL GOV'T (000) | NON-PROFIT & OTHER (000) | TOTAL (000) |
| CONSTRUCTION | 182,268 | 128,049 | 25 | 1,517 | 311,859 |
| R & D | 178,291 | 536,783 | 162 | 172,293 | 887,529 |
| SERVICES | 631,388 | 1,415,804 | 7,793 | 230,155 | 2,285,140 |
| SUPPLIES & EQUIPMENT | 545,958 | 1,877,616 | 648 | 49,131 | 2,473,353 |
| TOTAL | 1,537,905 | 3,958,252 | 8,628 | 453,096 | 5,957,881 |
| TOP CONTRACTORS PERFORMING IN THIS STATE | | | | | |
| CIVILIAN AGENCIES CONTRACTORS | DOLLARS (000) | DEPARTMENT OF DEFENSE CONTRACTORS | | DOLLARS (000) | |
| 1. FLUOR CORP | 317,781 | 1. GENERAL ELECTRIC COMPANY | | 784,231 | |
| 2. BATTELLE MEMORIAL INSTITUTE INC | 106,730 | 2. GOODYEAR TIRE & RUBBER COMPANY | | 333,717 | |
| 3. AMERISOURCEBERGEN CORPORATION | 88,089 | 3. BATTELLE MEMORIAL INSTITUTE INC | | 249,250 | |
| 4. CH2M HILL COMPANIES LTD | 85,832 | 4. PROCTER & GAMBLE COMPANY | | 224,035 | |
| 5. USEC INC | 67,286 | 5. SCIENCE APPLICATIONS INTL | | 103,263 | |
| 6. COMPUTER SCIENCES CORPORATION | 48,058 | 6. CARDINAL HEALTH INC | | 103,200 | |
| 7. NATIONAL DEFENSE INDUSTRIAL AS | 47,685 | 7. MTC TECHNOLOGIES INC | | 96,398 | |
| 8. ENVIRONMENTAL QUALITY MGMT | 47,520 | 8. BOEING COMPANY THE | | 96,217 | |
| 9. NORTHROP GRUMMAN CORPORATION | 45,922 | 9. L-3 COMMUNICATIONS HOLDING INC | | 90,810 | |
| 10. DICK CORPORATION | 37,641 | 10. GOODRICH CORPORATION | | 65,418 | |

FEDERAL PROCUREMENT DATA SYSTEM
FEDERAL PROCUREMENT DOLLARS BY STATE
 Fiscal Year 2003 Through Fourth Quarter

OKLAHOMA

Population 3,450,654

Total Procurement By Place of Performance 2,164,148

Per Capita Procurement \$627.17

Rank Per Capita 27

Last Year 24

| TOP FIVE COUNTIES | | | | | |
|---|-------------------------------------|--------------------------------------|------------------------------------|---------------------------------|------------------|
| NAME OF COUNTIES | CIVILIAN AGENCIES | | DEPT OF DEFENSE | | TOTAL (000) |
| | SMALL DIS- ADVAN- TAGED (000) | OTHER (000) | SMALL-DIS ADVAN- TAGED (000) | OTHER (000) | |
| 1. OKLAHOMA | 9,077 | 442,813 | 77,409 | 663,000 | 1,192,299 |
| 2. TULSA | 11,628 | 18,255 | 36,269 | 75,978 | 142,130 |
| 3. COMANCHE | 527 | 1,775 | 31,482 | 89,628 | 123,412 |
| 4. KAY | 0 | 49 | 3 | 103,247 | 103,299 |
| 5. GARFIELD | 434 | 234 | 579 | 86,371 | 87,618 |
| TOP FIVE AGENCIES WITH PLACE OF PERFORMANCE IN THIS STATE (000) | | | | | |
| 1. DEFENSE, DEPARTMENT OF | | | | | 1,470,563 |
| 2. GENERAL SERVICES ADMINISTRATION | | | | | 478,991 |
| 3. INTERIOR, DEPARTMENT OF THE | | | | | 44,168 |
| 4. VETERANS AFFAIRS, DEPARTMENT OF | | | | | 42,654 |
| 5. JUSTICE, DEPARTMENT OF | | | | | 38,408 |
| TOP FIVE CONTRACTING OFFICES LOCATED IN THIS STATE (000) | | | | | |
| USAF, OKLAHOMA CITY ALC/LPD, TINKER AFB | | | | | 1,645,128 |
| USAF, OC-ALC/LIDAC, TINKER AFB | | | | | 814,952 |
| USAF, OC-ALC/LKD (CLS AIRCRAFT), TINKER AFB | | | | | 784,820 |
| USAF, OKLAHOMA CITY ALC/LAD, TINKER AFB | | | | | 544,294 |
| USAF, OC-ALC/LCD (KC135), TINKER AFB | | | | | 405,596 |
| TYPE OF PRODUCT OR SERVICE | SMALL BUSINESS (000) | LARGE BUSINESS (000) | STATE & LOCAL GOV'T (000) | NON- PROFIT & OTHER (000) | TOTAL (000) |
| CONSTRUCTION | 179,396 | 48,242 | 437 | 0 | 228,075 |
| R & D | 39,547 | 21,149 | 0 | 10,511 | 71,207 |
| SERVICES | 265,383 | 633,978 | 13,754 | 27,029 | 940,144 |
| SUPPLIES & EQUIPMENT | 224,649 | 697,853 | 0 | 2,220 | 924,722 |
| TOTAL | 708,975 | 1,401,222 | 14,191 | 39,760 | 2,164,148 |
| TOP CONTRACTORS PERFORMING IN THIS STATE | | | | | |
| CIVILIAN AGENCIES CONTRACTORS | DOLLARS (000) | DEPARTMENT OF DEFENSE CONTRACTORS | | DOLLARS (000) | |
| 1. GENERAL MOTORS CORPORATION | 393,013 | 1. BOEING COMPANY THE | | 276,115 | |
| 2. CARTER CHEVROLET AGENCY INC | 29,031 | 2. COMPUTER SCIENCES CORPORATION | | 113,398 | |
| 3. WYANDOTTE TRIBAL PETROLEUM INC | 27,038 | 3. CONOCOPHILLIPS | | 103,083 | |
| 4. RES-CARE INC | 21,536 | 4. ARINC INCORPORATED | | 88,238 | |
| 5. ENVIROSOLVE LLC | 20,604 | 5. L-3 COMMUNICATIONS HOLDING INC | | 58,551 | |
| 6. ENGLAND FORD INC | 17,945 | 6. GARY-WILLIAMS COMPANY | | 51,950 | |
| 7. AMERISOURCEBERGEN CORPORATION | 12,508 | 7. CHOCTAW NATION OF OKLAHOMA | | 42,361 | |
| 8. RS INFORMATION SYSTEMS INC | 11,924 | 8. SOUTHWIND CONSTRUCTION CO INC | | 27,032 | |
| 9. TIGER NATURAL GAS INC | 8,677 | 9. TELOS CORPORATION | | 24,300 | |
| 10. CHICKASAW NATION | 8,123 | 10. ROSS GROUP CONSTRUCTION CO | | 21,504 | |

FEDERAL PROCUREMENT DATA SYSTEM
FEDERAL PROCUREMENT DOLLARS BY STATE
 Fiscal Year 2003 Through Fourth Quarter

OREGON

Population 3,421,399

Total Procurement By Place of Performance 1,046,364

Per Capita Procurement \$305.82

Rank Per Capita 48

Last Year 50

| TOP FIVE COUNTIES | | | | | |
|---|-------------------------------------|--------------------------------------|------------------------------------|---------------------------------|------------------|
| NAME OF COUNTIES | CIVILIAN AGENCIES | | DEPT OF DEFENSE | | TOTAL (000) |
| | SMALL DIS- ADVAN- TAGED (000) | OTHER (000) | SMALL-DIS ADVAN- TAGED (000) | OTHER (000) | |
| 1. MULTNOMAH | 12,572 | 258,175 | 3,145 | 155,178 | 429,170 |
| 2. UMATILLA | 1,228 | 4,638 | 995 | 149,226 | 156,087 |
| 3. LANE | 3,565 | 30,905 | 248 | 16,469 | 51,187 |
| 4. WASHINGTON | 79 | 7,359 | 0 | 38,501 | 45,939 |
| 5. DOUGLAS | 8,038 | 34,958 | 33 | 480 | 43,509 |
| TOP FIVE AGENCIES WITH PLACE OF PERFORMANCE IN THIS STATE (000) | | | | | |
| 1. DEFENSE, DEPARTMENT OF | | | | | 474,386 |
| 2. AGRICULTURE, DEPARTMENT OF | | | | | 181,073 |
| 3. GENERAL SERVICES ADMINISTRATION | | | | | 142,926 |
| 4. INTERIOR, DEPARTMENT OF THE | | | | | 79,887 |
| 5. VETERANS AFFAIRS, DEPARTMENT OF | | | | | 54,679 |
| TOP FIVE CONTRACTING OFFICES LOCATED IN THIS STATE (000) | | | | | |
| ARMY, ENGINEER DISTRICT (CIVIL), PORTLAND | | | | | 116,673 |
| INTERIOR, US FISH AND WILDLIFE SERVICE, PORTLAND | | | | | 44,521 |
| VA MEDICAL CENTER, PORTLAND | | | | | 38,565 |
| INTERIOR, BUREAU OF LAND MANAGEMENT, PORTLAND | | | | | 35,344 |
| AGRICULTURE, FOREST SERVICE, PORTLAND | | | | | 18,073 |
| TYPE OF PRODUCT OR SERVICE | SMALL BUSINESS (000) | LARGE BUSINESS (000) | STATE & LOCAL GOV'T (000) | NON- PROFIT & OTHER (000) | TOTAL (000) |
| CONSTRUCTION | 90,625 | 171,197 | 0 | 2,403 | 264,225 |
| R & D | 12,186 | 1,140 | 21 | 7,657 | 21,004 |
| SERVICES | 211,167 | 189,853 | 9,632 | 29,728 | 440,380 |
| SUPPLIES & EQUIPMENT | 107,940 | 209,125 | 555 | 3,135 | 320,755 |
| TOTAL | 421,918 | 571,315 | 10,208 | 42,923 | 1,046,364 |
| TOP CONTRACTORS PERFORMING IN THIS STATE | | | | | |
| CIVILIAN AGENCIES CONTRACTORS | DOLLARS (000) | DEPARTMENT OF DEFENSE CONTRACTORS | | DOLLARS (000) | |
| 1. KIKUSUI ELECTRONICS CORP | 58,332 | 1. RAYTHEON COMPANY | | 141,515 | |
| 2. DAIMLERCHRYSLER AG | 21,899 | 2. DAIMLERCHRYSLER AG | | 62,644 | |
| 3. CARGILL INCORPORATED | 21,004 | 3. ALLYN WELCH HOLDINGS INC | | 20,823 | |
| 4. MANAGEMENT AND TRAINING CORP | 17,433 | 4. JOHNSON CONTROLS INC | | 13,216 | |
| 5. GRAYBACK FORESTRY CONTRACTING | 14,775 | 5. SHIPYARD AMERICA LLC | | 12,996 | |
| 6. SHIPYARD AMERICA LLC | 14,206 | 6. FLIR SYSTEMS INC | | 12,084 | |
| 7. COLUMBIA HELICOPTERS INC | 12,246 | 7. TIDEWATER HOLDINGS INC | | 7,986 | |
| 8. AMERISOURCEBERGEN CORPORATION | 10,640 | 8. VOITH AG | | 7,219 | |
| 9. OREGON HEALTH & SCIENCE UNIV | 9,097 | 9. WILDISH LAND CO | | 6,308 | |
| 10. STEWARTS FIREFIGHTERS FOOD | 8,791 | 10. AMER-YHTYMA OYJ | | 6,125 | |

FEDERAL PROCUREMENT DATA SYSTEM
FEDERAL PROCUREMENT DOLLARS BY STATE
 Fiscal Year 2003 Through Fourth Quarter

PENNSYLVANIA

Population 12,281,054

Total Procurement By Place of Performance 7,381,970

Per Capita Procurement \$601.08

Rank Per Capita 29

Last Year 30

| TOP FIVE COUNTIES | | | | | |
|---|----------------------------|-----------------------------------|----------------------------|--------------------------|------------------|
| NAME OF COUNTIES | CIVILIAN AGENCIES | | DEPT OF DEFENSE | | TOTAL (000) |
| | SMALL DIS-ADVANTAGED (000) | OTHER (000) | SMALL-DIS ADVANTAGED (000) | OTHER (000) | |
| 1. PHILADELPHIA | 39,222 | 302,083 | 23,170 | 1,763,069 | 2,127,544 |
| 2. ALLEGHENY | 42,831 | 544,508 | 3,680 | 1,012,005 | 1,603,024 |
| 3. YORK | 68 | 21,263 | 2,279 | 454,000 | 477,610 |
| 4. MONTGOMERY | 3,193 | 142,146 | 9,407 | 286,753 | 441,499 |
| 5. CHESTER | 3,812 | 144,991 | 1,315 | 124,632 | 274,750 |
| TOP FIVE AGENCIES WITH PLACE OF PERFORMANCE IN THIS STATE (000) | | | | | |
| 1. DEFENSE, DEPARTMENT OF | | | | | 5,606,702 |
| 2. ENERGY, DEPARTMENT OF | | | | | 474,663 |
| 3. VETERANS AFFAIRS, DEPARTMENT OF | | | | | 261,912 |
| 4. GENERAL SERVICES ADMINISTRATION | | | | | 234,935 |
| 5. HOUSING AND URBAN DEVELOPMENT, DEPARTMENT OF | | | | | 102,202 |
| TOP FIVE CONTRACTING OFFICES LOCATED IN THIS STATE (000) | | | | | |
| DOD, SUPPLY CENTER (0100), PHILADELPHIA | | | | | 2,419,373 |
| DOD, SUPPLY CENTER (0120), PHILADELPHIA | | | | | 1,878,450 |
| DOD, SUPPLY CENTER (013H), PHILADELPHIA | | | | | 1,627,972 |
| DOD, INDUSTRIAL SUPPLY CENTER, PHILADELPHIA | | | | | 1,434,578 |
| NAVY, FLEET & INDUSTRIAL SUPPLY CTR, PHILADELPHIA | | | | | 1,121,326 |
| TYPE OF PRODUCT OR SERVICE | SMALL BUSINESS (000) | LARGE BUSINESS (000) | STATE & LOCAL GOV'T (000) | NON-PROFIT & OTHER (000) | TOTAL (000) |
| CONSTRUCTION | 205,785 | 142,055 | 0 | 33 | 347,873 |
| R & D | 123,126 | 1,707,441 | 278 | 350,993 | 2,181,838 |
| SERVICES | 553,197 | 1,776,583 | 14,879 | 129,705 | 2,474,364 |
| SUPPLIES & EQUIPMENT | 668,642 | 1,660,386 | 1,077 | 47,790 | 2,377,895 |
| TOTAL | 1,550,750 | 5,286,465 | 16,234 | 528,521 | 7,381,970 |
| TOP CONTRACTORS PERFORMING IN THIS STATE | | | | | |
| CIVILIAN AGENCIES CONTRACTORS | DOLLARS (000) | DEPARTMENT OF DEFENSE CONTRACTORS | DOLLARS (000) | | |
| 1. INTERNATIONAL CLUB | 334,771 | 1. BOEING SIKORSKY COMANCHE TEAM | 931,076 | | |
| 2. AMERISOURCEBERGEN CORPORATION | 99,642 | 2. BECHTEL GROUP INC | 540,983 | | |
| 3. WASHINGTON GROUP INTERNATIONAL | 85,354 | 3. BELL BOEING JOINT PROGRAM | 370,844 | | |
| 4. US INVESTIGATIONS SERVICES INC | 83,255 | 4. BOEING COMPANY THE | 363,285 | | |
| 5. FIRST PRESTON MANAGEMENT INC | 73,586 | 5. UNITED DEFENSE INDUSTRIES INC | 352,903 | | |
| 6. WESTON SOLUTIONS INC | 51,933 | 6. CARDINAL HEALTH INC | 351,837 | | |
| 7. CONCURRENT TECHNOLOGIES CORP | 43,398 | 7. HIGHMARK INC | 222,784 | | |
| 8. THOMAS PUBLISHING COMPANY LLC | 36,900 | 8. PENNSYLVANIA STATE UNIVERSITY | 152,809 | | |
| 9. CHAS KURZ & CO INC | 32,972 | 9. LOCKHEED MARTIN CORPORATION | 124,534 | | |
| 10. TYSON FOODS INC | 21,187 | 10. SOFTMART INC | 80,550 | | |

FEDERAL PROCUREMENT DATA SYSTEM
FEDERAL PROCUREMENT DOLLARS BY STATE
 Fiscal Year 2003 Through Fourth Quarter

RHODE ISLAND

Population 1,048,319

Total Procurement By Place of Performance 601,641

Per Capita Procurement \$573.91

Rank Per Capita 31

Last Year 35

| TOP FIVE COUNTIES | | | | | |
|---|----------------------------|-----------------------------------|----------------------------|--------------------------|-------------|
| NAME OF COUNTIES | CIVILIAN AGENCIES | | DEPT OF DEFENSE | | TOTAL (000) |
| | SMALL DIS-ADVANTAGED (000) | OTHER (000) | SMALL-DIS ADVANTAGED (000) | OTHER (000) | |
| 1. NEWPORT | 526 | 15,763 | 17,571 | 412,487 | 446,347 |
| 2. PROVIDENCE | 1,568 | 38,794 | 2,157 | 41,410 | 83,929 |
| 3. KENT | 1,222 | 30,618 | 123 | 5,068 | 37,031 |
| 4. WASHINGTON | 5,003 | 9,350 | 364 | 16,879 | 31,596 |
| 5. BRISTOL | 0 | -5 | 0 | 2,743 | 2,738 |
| TOP FIVE AGENCIES WITH PLACE OF PERFORMANCE IN THIS STATE (000) | | | | | |
| 1. DEFENSE, DEPARTMENT OF | | | | | 498,802 |
| 2. TREASURY, DEPARTMENT OF THE | | | | | 30,407 |
| 3. VETERANS AFFAIRS, DEPARTMENT OF | | | | | 14,276 |
| 4. GENERAL SERVICES ADMINISTRATION | | | | | 13,115 |
| 5. INTERIOR, DEPARTMENT OF THE | | | | | 10,405 |
| TOP FIVE CONTRACTING OFFICES LOCATED IN THIS STATE (000) | | | | | |
| NAVY, UNDERSEA WARFARE CENTER, NAVAL USC | | | | | 328,415 |
| TRANSPORTATION, COAST GUARD, WARWICK | | | | | 18,205 |
| VA MEDICAL CENTER, PROVIDENCE | | | | | 14,430 |
| TRANSPORTATION, COAST GUARD, WARWICK | | | | | 9,066 |
| NAVY, WAR COLLEGE, NEWPORT | | | | | 7,919 |
| TYPE OF PRODUCT OR SERVICE | SMALL BUSINESS (000) | LARGE BUSINESS (000) | STATE & LOCAL GOV'T (000) | NON-PROFIT & OTHER (000) | TOTAL (000) |
| CONSTRUCTION | 30,537 | 48,499 | 0 | 0 | 79,036 |
| R & D | 9,778 | 55,739 | 0 | 30,773 | 96,290 |
| SERVICES | 84,335 | 80,738 | 1,175 | 9,541 | 175,789 |
| SUPPLIES & EQUIPMENT | 43,599 | 183,774 | 0 | 23,153 | 250,526 |
| TOTAL | 168,249 | 368,750 | 1,175 | 63,467 | 601,641 |
| TOP CONTRACTORS PERFORMING IN THIS STATE | | | | | |
| CIVILIAN AGENCIES CONTRACTORS | DOLLARS (000) | DEPARTMENT OF DEFENSE CONTRACTORS | DOLLARS (000) | | |
| 1. SCHULER - BETEILIGUNGEN GMBH | 17,278 | 1. RAYTHEON COMPANY | 255,990 | | |
| 2. BROWN UNIVERSITY | 9,090 | 2. WHITING-TURNER CONTRACTING | 20,414 | | |
| 3. INTERNATIONAL PACKAGING CORP | 6,931 | 3. SYSTEMS ENGINEERING ASSOCIATES | 20,175 | | |
| 4. SCIENCE APPLICATIONS INTL | 6,211 | 4. GREAT LAKES DREDGE & DOCK CORP | 15,666 | | |
| 5. COOKSON GROUP PLC | 5,584 | 5. AQUIDNECK MANAGEMENT ASSOC | 14,391 | | |
| 6. ARCADIS NV | 3,153 | 6. HYMAN BRICKLE & SON INC | 8,896 | | |
| 7. AMERISOURCEBERGEN CORPORATION | 3,066 | 7. M A MORTENSON COMPANIES | 8,886 | | |
| 8. MEMORIAL HOSPITAL | 2,765 | 8. MC LAUGHLIN RESEARCH CORP | 8,723 | | |
| 9. J & J CONTRACTORS INC | 2,725 | 9. MARINE ACOUSTICS INC | 6,939 | | |
| 10. ALCOA INC | 2,517 | 10. EASTERN GEN CONTRACTORS INC | 5,745 | | |

FEDERAL PROCUREMENT DATA SYSTEM
FEDERAL PROCUREMENT DOLLARS BY STATE
 Fiscal Year 2003 Through Fourth Quarter

SOUTH CAROLINA

Population 4,012,012

Total Procurement By Place of Performance 3,452,446

Per Capita Procurement \$860.52

Rank Per Capita 23

Last Year 20

| TOP FIVE COUNTIES | | | | | |
|---|-------------------------------------|--------------------------------------|------------------------------------|---------------------------------|------------------|
| NAME OF COUNTIES | CIVILIAN AGENCIES | | DEPT OF DEFENSE | | TOTAL (000) |
| | SMALL DIS- ADVAN- TAGED (000) | OTHER (000) | SMALL-DIS ADVAN- TAGED (000) | OTHER (000) | |
| 1. AIKEN | 7,777 | 1,585,738 | 1,589 | 11,983 | 1,607,087 |
| 2. CHARLESTON | 9,901 | 110,127 | 95,028 | 509,800 | 724,756 |
| 3. GREENVILLE | 0 | 127,381 | 190 | 253,912 | 381,483 |
| 4. RICHLAND | 6,427 | 57,472 | 21,963 | 192,060 | 277,896 |
| 5. MARION | 0 | 27 | 0 | 108,501 | 108,528 |
| TOP FIVE AGENCIES WITH PLACE OF PERFORMANCE IN THIS STATE (000) | | | | | |
| 1. ENERGY, DEPARTMENT OF | | | | | 1,590,462 |
| 2. DEFENSE, DEPARTMENT OF | | | | | 1,486,613 |
| 3. STATE, DEPARTMENT OF | | | | | 135,680 |
| 4. TRANSPORTATION, DEPARTMENT OF | | | | | 52,210 |
| 5. GENERAL SERVICES ADMINISTRATION | | | | | 49,452 |
| TOP FIVE CONTRACTING OFFICES LOCATED IN THIS STATE (000) | | | | | |
| ENERGY, SAVANNAH RIVER OPERATIONS OFFICE, AIKEN | | | | | 1,606,704 |
| NAVY, COMMAND CONTROL & OCEAN SU, N CHARLESTON | | | | | 872,171 |
| NAVY, FACILITIES ENGINEERING COM, CHARLESTON | | | | | 720,131 |
| VA CONSOLIDATED MAIL OUTPATIENT PHAR, CHARLESTON | | | | | 390,400 |
| NAVY, SPACE AND NAVAL WARFARE SYS, N CHARLESTON | | | | | 153,229 |
| TYPE OF PRODUCT OR SERVICE | SMALL BUSINESS (000) | LARGE BUSINESS (000) | STATE & LOCAL GOV'T (000) | NON- PROFIT & OTHER (000) | TOTAL (000) |
| CONSTRUCTION | 164,763 | 280,363 | 0 | 121 | 445,247 |
| R & D | 14,327 | 2,966 | 0 | 23,953 | 41,246 |
| SERVICES | 290,498 | 1,995,297 | 6,813 | 27,121 | 2,319,729 |
| SUPPLIES & EQUIPMENT | 95,923 | 523,652 | 277 | 26,372 | 646,224 |
| TOTAL | 565,511 | 2,802,278 | 7,090 | 77,567 | 3,452,446 |
| TOP CONTRACTORS PERFORMING IN THIS STATE | | | | | |
| CIVILIAN AGENCIES CONTRACTORS | DOLLARS (000) | DEPARTMENT OF DEFENSE CONTRACTORS | | DOLLARS (000) | |
| 1. WESTINGHOUSE ELECTRIC CORP | 1,478,654 | 1. UNAKA COMPANY INCORPORATED | | 108,501 | |
| 2. GROUP 4 FALCK A/S | 81,312 | 2. COMPANIE GENERALE DES ETABLISS | | 103,529 | |
| 3. CADDELL CONSTRUCTION CO INC | 65,563 | 3. HER-FIC EN LIQUIDATION SA | | 84,014 | |
| 4. FLUOR CORP | 53,136 | 4. LOCKHEED MARTIN CORPORATION | | 83,213 | |
| 5. CROWLEY MARITIME CORPORATION | 41,588 | 5. HONEYWELL INTERNATIONAL INC | | 72,412 | |
| 6. BLUE CROSS & BLUE SHIELD OF SO | 22,450 | 6. B A E SYSTEMS PLC | | 50,613 | |
| 7. FOSTER WHEELER LTD | 12,241 | 7. EAGAN MCALLISTER ASSOCIATES | | 45,234 | |
| 8. SOUTH CAROLINA STATE OF | 11,604 | 8. SCIENTIFIC RESEARCH CORP | | 42,393 | |
| 9. GREENVILLE STREET PROPERTIES | 9,169 | 9. UNITED INDUSTRIAL CORPORATION | | 38,052 | |
| 10. PARSONS CORPORATION | 7,856 | 10. CLARK ENTERPRISES INC | | 33,697 | |

FEDERAL PROCUREMENT DATA SYSTEM
FEDERAL PROCUREMENT DOLLARS BY STATE
 Fiscal Year 2003 Through Fourth Quarter

SOUTH DAKOTA

Population 754,844

Total Procurement By Place of Performance 340,192

Per Capita Procurement \$450.67

Rank Per Capita 38

Last Year 32

| TOP FIVE COUNTIES | | | | | |
|---|----------------------------|-----------------------------------|----------------------------|--------------------------|----------------|
| NAME OF COUNTIES | CIVILIAN AGENCIES | | DEPT OF DEFENSE | | TOTAL (000) |
| | SMALL DIS-ADVANTAGED (000) | OTHER (000) | SMALL-DIS ADVANTAGED (000) | OTHER (000) | |
| 1. UNION | 348 | 12,158 | 265 | 94,830 | 107,601 |
| 2. MINNEHAHA | 1,641 | 42,666 | 1,255 | 13,725 | 59,287 |
| 3. MEADE | 0 | 1,029 | 7,962 | 41,784 | 50,775 |
| 4. BROWN | 3,689 | 14,864 | 28 | 13,317 | 31,898 |
| 5. PENNINGTON | 3,624 | 13,763 | 354 | 11,518 | 29,259 |
| TOP FIVE AGENCIES WITH PLACE OF PERFORMANCE IN THIS STATE (000) | | | | | |
| 1. DEFENSE, DEPARTMENT OF | | | | | 196,335 |
| 2. INTERIOR, DEPARTMENT OF THE | | | | | 51,416 |
| 3. HEALTH AND HUMAN SERVICES, DEPARTMENT OF | | | | | 33,446 |
| 4. AGRICULTURE, DEPARTMENT OF | | | | | 17,570 |
| 5. GENERAL SERVICES ADMINISTRATION | | | | | 13,017 |
| TOP FIVE CONTRACTING OFFICES LOCATED IN THIS STATE (000) | | | | | |
| HHS, PUBLIC HEALTH SERVICE, ABERDEEN | | | | | 39,340 |
| USAF, 28 CONS/CC, ELLSWORTH AFB | | | | | 34,217 |
| VA MEDICAL CENTER, FT MEADE | | | | | 9,992 |
| VA, R C JOHNSON HOSPITAL, SIOUX FALLS | | | | | 7,878 |
| AGRICULTURE, FOREST SERVICE, CUSTER | | | | | 7,585 |
| TYPE OF PRODUCT OR SERVICE | SMALL BUSINESS (000) | LARGE BUSINESS (000) | STATE & LOCAL GOV'T (000) | NON-PROFIT & OTHER (000) | TOTAL (000) |
| CONSTRUCTION | 44,584 | 11,494 | 0 | 0 | 56,078 |
| R & D | 3,630 | 39 | 2 | 80 | 3,751 |
| SERVICES | 36,287 | 63,893 | 1,644 | 21,803 | 123,627 |
| SUPPLIES & EQUIPMENT | 20,968 | 134,656 | 70 | 1,042 | 156,736 |
| TOTAL | 105,469 | 210,082 | 1,716 | 22,925 | 340,192 |
| TOP CONTRACTORS PERFORMING IN THIS STATE | | | | | |
| CIVILIAN AGENCIES CONTRACTORS | DOLLARS (000) | DEPARTMENT OF DEFENSE CONTRACTORS | | DOLLARS (000) | |
| 1. SCIENCE APPLICATIONS INTL | 28,166 | 1. TYSON FOODS INC | | 57,813 | |
| 2. GATEWAY INC | 10,898 | 2. GATEWAY INC | | 37,268 | |
| 3. WELLS FARGO & COMPANY | 5,213 | 3. DEAN KURTZ CONSTRUCTION | | 17,093 | |
| 4. VISTA STAFFING SOLUTIONS INC | 4,994 | 4. UNITED DEFENSE INDUSTRIES INC | | 12,592 | |
| 5. RAPID CITY REGIONAL HOSPITAL INC | 4,252 | 5. RAVEN INDUSTRIES INC | | 8,511 | |
| 6. RAYTHEON STX CORPORATION | 3,273 | 6. TYCO INTERNATIONAL LTD | | 5,767 | |
| 7. Z BEST COMPANY INC | 2,992 | 7. BH SERVICES INC | | 4,452 | |
| 8. MEDICAL DOCTOR ASSOCIATES INC | 2,400 | 8. BLACK HILLS AMMUNITION INC | | 4,181 | |
| 9. C R H PLC | 2,172 | 9. WEIS BUILDERS INC | | 3,822 | |
| 10. QUANTA SERVICES INC | 2,051 | 10. RM RANGEL INC | | 2,692 | |

FEDERAL PROCUREMENT DATA SYSTEM
FEDERAL PROCUREMENT DOLLARS BY STATE
 Fiscal Year 2003 Through Fourth Quarter

TENNESSEE

Population 5,689,283

Total Procurement By Place of Performance 5,510,309

Per Capita Procurement \$968.54

Rank Per Capita 19

Last Year 21

| TOP FIVE COUNTIES | | | | | |
|---|----------------------------|-----------------------------------|----------------------------|--------------------------|-------------|
| NAME OF COUNTIES | CIVILIAN AGENCIES | | DEPT OF DEFENSE | | TOTAL (000) |
| | SMALL DIS-ADVANTAGED (000) | OTHER (000) | SMALL-DIS ADVANTAGED (000) | OTHER (000) | |
| 1. ANDERSON | 16,810 | 2,274,236 | 1,253 | 17,989 | 2,310,288 |
| 2. SHELBY | 4,220 | 121,907 | 6,333 | 1,130,883 | 1,263,343 |
| 3. WASHINGTON | 1,017 | 455,501 | 0 | 5,496 | 462,014 |
| 4. COFFEE | -4 | 6,739 | 5,107 | 328,426 | 340,268 |
| 5. KNOX | 7,498 | 51,979 | 16 | 117,141 | 176,634 |
| TOP FIVE AGENCIES WITH PLACE OF PERFORMANCE IN THIS STATE (000) | | | | | |
| 1. ENERGY, DEPARTMENT OF | | | | | 2,451,554 |
| 2. DEFENSE, DEPARTMENT OF | | | | | 2,161,023 |
| 3. VETERANS AFFAIRS, DEPARTMENT OF | | | | | 529,918 |
| 4. GENERAL SERVICES ADMINISTRATION | | | | | 86,334 |
| 5. AGRICULTURE, DEPARTMENT OF | | | | | 78,919 |
| TOP FIVE CONTRACTING OFFICES LOCATED IN THIS STATE (000) | | | | | |
| ENERGY, OAK RIDGE OPERATIONS OFFICE | | | | | 2,557,087 |
| USAF, AEDC/PKM OPER CONTRACT DIV, ARNOLD ENG DEV CT | | | | | 246,499 |
| VA CONSOL MAIL OUTPATIENT PHARMACY, MURFREESBORO | | | | | 198,669 |
| ARMY, ENGINEER DISTRICT (CIVIL), MEMPHIS | | | | | 64,949 |
| USAF, AEDC/PKP ENGINEERING DEV, ARNOLD ENG DEV CT | | | | | 46,068 |
| TYPE OF PRODUCT OR SERVICE | SMALL BUSINESS (000) | LARGE BUSINESS (000) | STATE & LOCAL GOV'T (000) | NON-PROFIT & OTHER (000) | TOTAL (000) |
| CONSTRUCTION | 60,037 | 61,989 | 9 | 61 | 122,096 |
| R & D | 18,612 | 284,740 | 78 | 26,272 | 329,702 |
| SERVICES | 204,013 | 2,508,249 | 15,020 | 977,634 | 3,704,916 |
| SUPPLIES & EQUIPMENT | 580,962 | 713,797 | 21 | 58,815 | 1,353,595 |
| TOTAL | 863,624 | 3,568,775 | 15,128 | 1,062,782 | 5,510,309 |
| TOP CONTRACTORS PERFORMING IN THIS STATE | | | | | |
| CIVILIAN AGENCIES CONTRACTORS | DOLLARS (000) | DEPARTMENT OF DEFENSE CONTRACTORS | DOLLARS (000) | | |
| 1. BECHTEL GROUP INC | 1,199,423 | 1. FEDEX CORP | 1,034,659 | | |
| 2. UT-BATTELLE LLC | 807,962 | 2. JACOBS GROUP INC | 148,343 | | |
| 3. AMERISOURCEBERGEN CORPORATION | 433,767 | 3. AEROSPACE CENTER SUPPORT | 98,797 | | |
| 4. NFS SERVICE LLC | 168,037 | 4. AMERICAN ORDINANCE MILAN OPERA | 92,401 | | |
| 5. OAK RIDGE ASSOCIATED UNIVERSITIES | 143,019 | 5. CAMEL MANUFACTURING CO INC | 87,658 | | |
| 6. GROUP 4 FALCK A/S | 87,821 | 6. EOD TECHNOLOGY INC | 72,202 | | |
| 7. ADVOCACY AND RESOURCES CORP | 52,751 | 7. TENNIER INDUSTRIES INC | 51,310 | | |
| 8. BRITISHNUCLEAR FUELS PLC | 23,261 | 8. TENNESSEE APPAREL CORP | 49,361 | | |
| 9. VF CORPORATION | 22,694 | 9. B A E SYSTEMS PLC | 41,544 | | |
| 10. FERGUSON HARBOUR INCORPORATED | 20,282 | 10. VALLEY APPAREL LLC | 31,381 | | |

FEDERAL PROCUREMENT DATA SYSTEM
FEDERAL PROCUREMENT DOLLARS BY STATE
 Fiscal Year 2003 Through Fourth Quarter

TEXAS

Population 20,851,820

Total Procurement By Place of Performance 28,802,832

Per Capita Procurement \$1,381.31

Rank Per Capita 10

Last Year 13

| TOP FIVE COUNTIES | | | | | |
|---|----------------------------|-----------------------------------|----------------------------|--------------------------|-------------------|
| NAME OF COUNTIES | CIVILIAN AGENCIES | | DEPT OF DEFENSE | | TOTAL (000) |
| | SMALL DIS-ADVANTAGED (000) | OTHER (000) | SMALL-DIS ADVANTAGED (000) | OTHER (000) | |
| 1. TARRANT | 20,005 | 129,239 | 25,739 | 9,917,336 | 10,092,319 |
| 2. BEXAR | 140,608 | 880,601 | 315,975 | 1,615,138 | 2,952,322 |
| 3. DALLAS | 10,859 | 180,868 | 4,697 | 1,314,480 | 1,510,904 |
| 4. COLLIN | 16,037 | 822,937 | 1,608 | 492,034 | 1,332,616 |
| 5. HARRIS | 74,592 | 22,935 | 3,255 | 768,903 | 869 |
| TOP FIVE AGENCIES WITH PLACE OF PERFORMANCE IN THIS STATE (000) | | | | | |
| 1. DEFENSE, DEPARTMENT OF | | | | | 20,821,176 |
| 2. NATIONAL AERONAUTICS AND SPACE ADMINISTRATION | | | | | 3,718,248 |
| 3. GENERAL SERVICES ADMINISTRATION | | | | | 1,342,341 |
| 4. AGRICULTURE, DEPARTMENT OF | | | | | 471,806 |
| 5. TRANSPORTATION, DEPARTMENT OF | | | | | 468,846 |
| TOP FIVE CONTRACTING OFFICES LOCATED IN THIS STATE (000) | | | | | |
| NASA, JOHNSON SPACE CENTER, HOUSTON | | | | | 3,955,344 |
| ARMY, ENGINEER DISTRICT, FORT WORTH | | | | | 1,978,270 |
| GSA, FTS ACQUISITION TEAM, FORT WORTH | | | | | 1,161,740 |
| USAF, HSW/PKV, BROOKS AFB | | | | | 910,431 |
| VA MEDICAL CENTER, DALLAS | | | | | 353,255 |
| TYPE OF PRODUCT OR SERVICE | SMALL BUSINESS (000) | LARGE BUSINESS (000) | STATE & LOCAL GOV'T (000) | NON-PROFIT & OTHER (000) | TOTAL (000) |
| CONSTRUCTION | 641,834 | 462,961 | 0 | 4,887 | 1,109,682 |
| R & D | 125,380 | 4,639,744 | 0 | 208,258 | 4,973,382 |
| SERVICES | 1,660,736 | 5,548,943 | 49,371 | 2,168,674 | 9,427,724 |
| SUPPLIES & EQUIPMENT | 1,423,315 | 10,871,740 | 887 | 996,102 | 13,292,044 |
| TOTAL | 3,851,265 | 21,523,388 | 50,258 | 3,377,921 | 28,802,832 |
| TOP CONTRACTORS PERFORMING IN THIS STATE | | | | | |
| CIVILIAN AGENCIES CONTRACTORS | DOLLARS (000) | DEPARTMENT OF DEFENSE CONTRACTORS | | DOLLARS (000) | |
| 1. UNITED SPACE ALLIANCE LLC | 1,760,015 | 1. LOCKHEED MARTIN CORPORATION | | 10,198,049 | |
| 2. BOEING COMPANY THE | 1,420,979 | 2. L-3 COMMUNICATIONS HOLDING INC | | 983,275 | |
| 3. LOCKHEED MARTIN CORPORATION | 770,102 | 3. BOEING COMPANY THE | | 711,515 | |
| 4. BECHTEL GROUP INC | 321,676 | 4. RAYTHEON COMPANY | | 681,543 | |
| 5. DELL INC | 285,379 | 5. HALLIBURTON COMPANY | | 542,342 | |
| 6. VENTURE SAKARY | 274,018 | 6. STEWART & STEVENSON SERVICES | | 529,455 | |
| 7. HPI CAPITAL INC | 200,000 | 7. DELL INC | | 472,425 | |
| 8. A S M RESEARCH INC | 166,565 | 8. TEXTRON INC | | 394,414 | |
| 9. CAL WESTERN PACKAGING CORP | 102,154 | 9. EXXON MOBIL CORPORATION | | 391,062 | |
| 10. CARGILL INCORPORATED | 100,566 | 10. EQUILON ENTERPRISES L L C | | 345,000 | |

FEDERAL PROCUREMENT DATA SYSTEM
FEDERAL PROCUREMENT DOLLARS BY STATE
 Fiscal Year 2003 Through Fourth Quarter

UTAH

Population 2,233,169

Total Procurement By Place of Performance 2,589,750

Per Capita Procurement \$1,159.67

Rank Per Capita 13

Last Year 16

| TOP FIVE COUNTIES | | | | | |
|---|----------------------------|-----------------------------------|----------------------------|--------------------------|-------------|
| NAME OF COUNTIES | CIVILIAN AGENCIES | | DEPT OF DEFENSE | | TOTAL (000) |
| | SMALL DIS-ADVANTAGED (000) | OTHER (000) | SMALL-DIS ADVANTAGED (000) | OTHER (000) | |
| 1. DAVIS | 3,775 | 30,402 | 5,353 | 926,197 | 965,727 |
| 2. BOX ELDER | 7,650 | 437,192 | 28,809 | 171,216 | 644,867 |
| 3. SALT LAKE | 13,353 | 87,080 | 10,500 | 474,761 | 585,694 |
| 4. TOOELE | 211 | 20,874 | 22,346 | 89,655 | 133,086 |
| 5. CACHE | 23 | 31,470 | 0 | 40,501 | 71,994 |
| TOP FIVE AGENCIES WITH PLACE OF PERFORMANCE IN THIS STATE (000) | | | | | |
| 1. DEFENSE, DEPARTMENT OF | | | | | 1,871,125 |
| 2. NATIONAL AERONAUTICS AND SPACE ADMINISTRATION | | | | | 418,306 |
| 3. GENERAL SERVICES ADMINISTRATION | | | | | 77,804 |
| 4. INTERIOR, DEPARTMENT OF THE | | | | | 66,506 |
| 5. AGRICULTURE, DEPARTMENT OF | | | | | 34,189 |
| TOP FIVE CONTRACTING OFFICES LOCATED IN THIS STATE (000) | | | | | |
| USAF, OO-ALC/PKME/LMKE, HILL AFB | | | | | 870,999 |
| USAF, OO-ALC/PKW/WMK, HILL AFB | | | | | 491,928 |
| USAF, OO-ALC/PKT/YWK, HILL AFB | | | | | 384,881 |
| USAF, OO-ALC/PKHC/LHKC, HILL AFB | | | | | 282,838 |
| USAF, OO-ALC/PKI/LIK, HILL AFB | | | | | 276,738 |
| TYPE OF PRODUCT OR SERVICE | SMALL BUSINESS (000) | LARGE BUSINESS (000) | STATE & LOCAL GOV'T (000) | NON-PROFIT & OTHER (000) | TOTAL (000) |
| CONSTRUCTION | 89,959 | 44,787 | 0 | 119 | 134,865 |
| R & D | 26,173 | 63,235 | 0 | 71,433 | 160,841 |
| SERVICES | 209,175 | 1,155,723 | 3,783 | 16,237 | 1,384,918 |
| SUPPLIES & EQUIPMENT | 150,013 | 754,175 | 140 | 4,798 | 909,126 |
| TOTAL | 475,320 | 2,017,920 | 3,923 | 92,587 | 2,589,750 |
| TOP CONTRACTORS PERFORMING IN THIS STATE | | | | | |
| CIVILIAN AGENCIES CONTRACTORS | DOLLARS (000) | DEPARTMENT OF DEFENSE CONTRACTORS | | DOLLARS (000) | |
| 1. ALLIANT TECHSYSTEMS INC | 395,306 | 1. NORTHROP GRUMMAN CORPORATION | | 961,764 | |
| 2. MANAGEMENT AND TRAINING CORP | 26,667 | 2. L-3 COMMUNICATIONS HOLDING INC | | 244,256 | |
| 3. UTAH STATE UNIVERSITY | 25,261 | 3. CHEVRONTEXACO CORPORATION | | 55,777 | |
| 4. ENVIROCARE OF UTAH INC | 20,106 | 4. WASATCH GROUP LLC | | 41,212 | |
| 5. GENERAL ATOMIC TECHNOLOGIES CO | 12,819 | 5. UTAH STATE UNIVERSITY | | 36,970 | |
| 6. UNIVERSITY OF UTAH INC | 11,972 | 6. URS CORPORATION | | 30,500 | |
| 7. OPAL GROUP INC. | 5,887 | 7. ALCOA INC | | 26,490 | |
| 8. EM-ASSIST INC | 5,160 | 8. LOCKHEED MARTIN CORPORATION | | 21,426 | |
| 9. FREHNER CONSTRUCTION CO INC | 4,797 | 9. KITCO INC | | 18,759 | |
| 10. SYSTEMS IMPLEMENTERS INC | 4,599 | 10. AEROSPACE ENG SPECTRUM | | 17,811 | |

FEDERAL PROCUREMENT DATA SYSTEM
FEDERAL PROCUREMENT DOLLARS BY STATE
 Fiscal Year 2003 Through Fourth Quarter

VERMONT

Population 608,827

Total Procurement By Place of Performance 528,357

Per Capita Procurement \$867.82

Rank Per Capita 22

Last Year 25

| TOP FIVE COUNTIES | | | | | |
|---|----------------------------|-----------------------------------|----------------------------|--------------------------|----------------|
| NAME OF COUNTIES | CIVILIAN AGENCIES | | DEPT OF DEFENSE | | TOTAL (000) |
| | SMALL DIS-ADVANTAGED (000) | OTHER (000) | SMALL-DIS ADVANTAGED (000) | OTHER (000) | |
| 1. CHITTENDEN | 2,399 | 10,702 | 489 | 382,348 | 395,938 |
| 2. ORLEANS | 98 | 2,486 | 0 | 29,304 | 31,888 |
| 3. GRAND ISLE | 34 | 25,677 | 0 | 0 | 25,711 |
| 4. ADDISON | 10 | 5,871 | 0 | 18,104 | 23,985 |
| 5. WINDSOR | 2,589 | 7,583 | 44 | 5,664 | 15,880 |
| TOP FIVE AGENCIES WITH PLACE OF PERFORMANCE IN THIS STATE (000) | | | | | |
| 1. DEFENSE, DEPARTMENT OF | | | | | 454,943 |
| 2. TRANSPORTATION, DEPARTMENT OF | | | | | 25,645 |
| 3. GENERAL SERVICES ADMINISTRATION | | | | | 20,231 |
| 4. VETERANS AFFAIRS, DEPARTMENT OF | | | | | 7,959 |
| 5. LABOR, DEPARTMENT OF | | | | | 5,323 |
| TOP FIVE CONTRACTING OFFICES LOCATED IN THIS STATE (000) | | | | | |
| JUSTICE, IMMIGRATION AND NATURAL SVC, BURLINGTON | | | | | 38,637 |
| HOMELAND SECURITY, BUREAU OFCITIZENSHIP, BURLINGTON | | | | | 30,027 |
| HOMELAND SECURITY, ADMIN CENTER, BURLINGTON | | | | | 21,129 |
| VA MEDICAL & RO CENTER, WHITE RIVER JUNCTION | | | | | 16,657 |
| ARMY, USPFO FOR VERMONT, CAMP JOHNSON | | | | | 10,225 |
| TYPE OF PRODUCT OR SERVICE | SMALL BUSINESS (000) | LARGE BUSINESS (000) | STATE & LOCAL GOV'T (000) | NON-PROFIT & OTHER (000) | TOTAL (000) |
| CONSTRUCTION | 13,407 | 6,480 | 0 | 4 | 19,891 |
| R & D | 15,052 | 24,688 | 0 | 1,088 | 40,828 |
| SERVICES | 14,810 | 44,902 | 448 | 2,130 | 62,290 |
| SUPPLIES & EQUIPMENT | 48,248 | 331,899 | 0 | 25,201 | 405,348 |
| TOTAL | 91,517 | 407,969 | 448 | 28,423 | 528,357 |
| TOP CONTRACTORS PERFORMING IN THIS STATE | | | | | |
| CIVILIAN AGENCIES CONTRACTORS | DOLLARS (000) | DEPARTMENT OF DEFENSE CONTRACTORS | | DOLLARS (000) | |
| 1. GMMB INC | 25,299 | 1. GENERAL DYNAMICS CORPORATION | | 338,128 | |
| 2. OWL COMPANIES | 5,105 | 2. MINE SAFETY APPLIANCES COMPANY | | 29,340 | |
| 3. PIZZAGALLI PROPERTIES LLC | 2,997 | 3. AMERICAN ORDNANCE LLC | | 23,470 | |
| 4. P & S CONSTRUCTION, INC | 2,378 | 4. GOODRICH CORPORATION | | 11,631 | |
| 5. E F WALL & ASSOCIATES INC | 2,366 | 5. SIMMONDS PRECISION MOTION | | 6,423 | |
| 6. OPINION RESEARCH CORPORATION | 2,338 | 6. MOBILE MEDICAL INTERNATIONAL | | 4,211 | |
| 7. NEW ENGLAND WOODCRAFT INC | 2,232 | 7. NEW ENGLAND WOODCRAFT INC | | 4,178 | |
| 8. NEW ENGLAND RESEARCH INC | 2,167 | 8. RAITO INC | | 4,002 | |
| 9. RES ENGINEERING INC | 2,008 | 9. JMAR TECHNOLOGIES INC | | 3,417 | |
| 10. BIRD CONSTRUCTION CO LIMITED | 1,966 | 10. WILKINSON CONSTRUCTION CO | | 3,330 | |

FEDERAL PROCUREMENT DATA SYSTEM
FEDERAL PROCUREMENT DOLLARS BY STATE
 Fiscal Year 2003 Through Fourth Quarter

VIRGINIA

Population 7,078,515

Total Procurement By Place of Performance 29,604,405

Per Capita Procurement \$4,182.29

Rank Per Capita 2

Last Year 2

| TOP FIVE COUNTIES | | | | | |
|---|----------------------------|-----------------------------------|----------------------------|--------------------------|-------------------|
| NAME OF COUNTIES | CIVILIAN AGENCIES | | DEPT OF DEFENSE | | TOTAL (000) |
| | SMALL DIS-ADVANTAGED (000) | OTHER (000) | SMALL-DIS ADVANTAGED (000) | OTHER (000) | |
| 1. FAIRFAX | 408,476 | 2,945,766 | 470,223 | 5,756,628 | 9,581,093 |
| 2. ARLINGTON | 254,105 | 1,911,724 | 214,195 | 2,133,512 | 4,513,536 |
| 3. FAIRFAX CITY | 155,364 | 1,145,651 | 63,205 | 1,345,137 | 2,709,357 |
| 4. NORFOLK CITY | 52,770 | 111,729 | 206,597 | 1,649,529 | 2,020,625 |
| 5. ALEXANDRIA CITY | 106,412 | 368,752 | 87,089 | 1,211,399 | 1,773,652 |
| TOP FIVE AGENCIES WITH PLACE OF PERFORMANCE IN THIS STATE (000) | | | | | |
| 1. DEFENSE, DEPARTMENT OF | | | | | 19,493,396 |
| 2. GENERAL SERVICES ADMINISTRATION | | | | | 3,152,674 |
| 3. HOMELAND SECURITY, DEPARTMENT OF | | | | | 1,226,982 |
| 4. INTERIOR, DEPARTMENT OF THE | | | | | 843,699 |
| 5. ENERGY, DEPARTMENT OF | | | | | 835,711 |
| TOP FIVE CONTRACTING OFFICES LOCATED IN THIS STATE (000) | | | | | |
| DOD, DEFENSE ENERGY SUPPORT CTR, FT BELVOIR | | | | | 5,734,346 |
| NAVY, SEA SYSTEMS COMMAND (BZ002), ARLINGTON | | | | | 5,109,308 |
| NAVY, SEA SYSTEMS COMMAND (BZ005), ARLINGTON | | | | | 2,769,819 |
| DOD, MISSILE DEFENSE AGENCY, ARLINGTON | | | | | 2,473,291 |
| NAVY, SEA SYSTEMS COMMAND (BZ006), ARLINGTON | | | | | 2,114,584 |
| TYPE OF PRODUCT OR SERVICE | SMALL BUSINESS (000) | LARGE BUSINESS (000) | STATE & LOCAL GOV'T (000) | NON-PROFIT & OTHER (000) | TOTAL (000) |
| CONSTRUCTION | 433,867 | 699,963 | 0 | 3,261 | 1,137,091 |
| R & D | 772,101 | 1,847,760 | 3,981 | 293,978 | 2,917,820 |
| SERVICES | 5,217,053 | 14,155,821 | 9,026 | 641,558 | 20,023,458 |
| SUPPLIES & EQUIPMENT | 1,893,119 | 3,501,148 | 131 | 131,638 | 5,526,036 |
| TOTAL | 8,316,140 | 20,204,692 | 13,138 | 1,070,435 | 29,604,405 |
| TOP CONTRACTORS PERFORMING IN THIS STATE | | | | | |
| CIVILIAN AGENCIES CONTRACTORS | DOLLARS (000) | DEPARTMENT OF DEFENSE CONTRACTORS | | DOLLARS (000) | |
| 1. NORTHROP GRUMMAN CORPORATION | 610,032 | 1. NORTHROP GRUMMAN CORPORATION | | 134,655 | |
| 2. MCDERMOTT INTERNATIONAL INC | 600,252 | 2. NORTH AMERICAN AIRLINES | | 1,194,925 | |
| 3. COMPUTER SCIENCES CORPORATION | 501,058 | 3. SCIENCE APPLICATIONS INTL | | 849,437 | |
| 4. SCIENCE APPLICATIONS INTL | 480,977 | 4. COMPUTER SCIENCES CORPORATION | | 808,156 | |
| 5. INTEGRATED COAST GUARD SYSTEMS | 423,104 | 5. ELECTRONIC DATA SYSTEMS CORP | | 625,628 | |
| 6. UNISYS CORPORATION | 341,180 | 6. LOCKHEED MARTIN CORPORATION | | 521,173 | |
| 7. BOOZ ALLEN HAMILTON INC | 276,566 | 7. BOOZ ALLEN HAMILTON INC | | 485,423 | |
| 8. LOCKHEED MARTIN CORPORATION | 217,284 | 8. GENERAL DYNAMICS CORPORATION | | 424,165 | |
| 9. BEARINGPOINT INC | 195,434 | 9. WORLDCOM INC | | 376,505 | |
| 10. GTSI CORP | 187,441 | 10. RAYTHEON COMPANY | | 345,858 | |

FEDERAL PROCUREMENT DATA SYSTEM
FEDERAL PROCUREMENT DOLLARS BY STATE
 Fiscal Year 2003 Through Fourth Quarter

WASHINGTON

Population 5,894,121

Total Procurement By Place of Performance 6,341,421

Per Capita Procurement \$1,075.88

Rank Per Capita 16

Last Year 18

| TOP FIVE COUNTIES | | | | | |
|---|----------------------------|-----------------------------------|----------------------------|--------------------------|-------------|
| NAME OF COUNTIES | CIVILIAN AGENCIES | | DEPT OF DEFENSE | | TOTAL (000) |
| | SMALL DIS-ADVANTAGED (000) | OTHER (000) | SMALL-DIS ADVANTAGED (000) | OTHER (000) | |
| 1. BENTON | 8,738 | 2,379,922 | 17 | 8,563 | 2,397,240 |
| 2. KING | 34,387 | 285,455 | 13,622 | 1,792,560 | 2,126,024 |
| 3. KITSAP | 7,465 | 70,650 | 77,532 | 378,954 | 534,601 |
| 4. PIERCE | 11,845 | 34,103 | 52,566 | 359,508 | 458,022 |
| 5. WHATCOM | 1,452 | 10,248 | 940 | 121,229 | 133,869 |
| TOP FIVE AGENCIES WITH PLACE OF PERFORMANCE IN THIS STATE (000) | | | | | |
| 1. DEFENSE, DEPARTMENT OF | | | | | 3,196,089 |
| 2. ENERGY, DEPARTMENT OF | | | | | 2,382,446 |
| 3. GENERAL SERVICES ADMINISTRATION | | | | | 216,938 |
| 4. AGRICULTURE, DEPARTMENT OF | | | | | 129,322 |
| 5. HOMELAND SECURITY, DEPARTMENT OF | | | | | 87,782 |
| TOP FIVE CONTRACTING OFFICES LOCATED IN THIS STATE (000) | | | | | |
| ENERGY, RICHLAND OPERATIONS OFFICE | | | | | 1,339,495 |
| ENERGY, OFC OF RIVER PROTECTION, RICHLAND | | | | | 1,039,094 |
| GSA, FTS TECHNICAL SERVICES DIVISION, BREMERTON | | | | | 382,201 |
| NAVY, FACILITIES ENGINEERING FIELD OFC, POULSBO | | | | | 351,615 |
| GSA, FTS CONTRACTING STAFF, AUBURN | | | | | 295,912 |
| TYPE OF PRODUCT OR SERVICE | SMALL BUSINESS (000) | LARGE BUSINESS (000) | STATE & LOCAL GOV'T (000) | NON-PROFIT & OTHER (000) | TOTAL (000) |
| CONSTRUCTION | 276,677 | 930,822 | 12 | 5,150 | 1,212,661 |
| R & D | 23,457 | 1,286,100 | 101 | 73,683 | 1,383,341 |
| SERVICES | 563,765 | 1,634,728 | 18,112 | 269,881 | 2,486,486 |
| SUPPLIES & EQUIPMENT | 351,270 | 873,079 | 67 | 34,517 | 1,258,933 |
| TOTAL | 1,215,169 | 4,724,729 | 18,292 | 383,231 | 6,341,421 |
| TOP CONTRACTORS PERFORMING IN THIS STATE | | | | | |
| CIVILIAN AGENCIES CONTRACTORS | DOLLARS (000) | DEPARTMENT OF DEFENSE CONTRACTORS | | DOLLARS (000) | |
| 1. BECHTEL GROUP INC | 764,209 | 1. BOEING COMPANY THE | | 1,254,653 | |
| 2. FLUOR CORP | 636,568 | 2. B P PLC | | 114,561 | |
| 3. BATTELLE MEMORIAL INSTITUTE INC | 561,244 | 3. TODD SHIPYARDS CORPORATION | | 108,351 | |
| 4. CH2M HILL COMPANIES LTD | 363,936 | 4. PACIFIC MEDICAL CENTER INC | | 89,670 | |
| 5. FRED HUTCHINSON CANCER RESEARCH | 31,959 | 5. HOPKINS JOHNS HEALTH SYSTEM CO | | 75,973 | |
| 6. SAFE BOATS INTERNATIONAL LLC | 29,591 | 6. JOHNSON CONTROLS INC | | 67,036 | |
| 7. LIFE CYCLE ENGINEERING INC | 20,690 | 7. RAYTHEON COMPANY | | 64,844 | |
| 8. AMERISOURCEBERGEN CORPORATION | 16,938 | 8. U S OIL & REFINING CO | | 55,618 | |
| 9. TODD SHIPYARDS CORPORATION | 16,685 | 9. CHUGACH ALASKA CORPORATION | | 44,587 | |
| 10. WASHINGTON UNIVERSITY OF INC | 14,701 | 10. SKANSKA AB | | 41,603 | |

FEDERAL PROCUREMENT DATA SYSTEM
FEDERAL PROCUREMENT DOLLARS BY STATE
 Fiscal Year 2003 Through Fourth Quarter

WEST VIRGINIA

Population 1,808,344

Total Procurement By Place of Performance 569,073

Per Capita Procurement \$314.69

Rank Per Capita 47

Last Year 47

| TOP FIVE COUNTIES | | | | | |
|---|-------------------------------------|--------------------------------------|------------------------------------|---------------------------------|----------------|
| NAME OF COUNTIES | CIVILIAN AGENCIES | | DEPT OF DEFENSE | | TOTAL (000) |
| | SMALL DIS- ADVAN- TAGED (000) | OTHER (000) | SMALL-DIS ADVAN- TAGED (000) | OTHER (000) | |
| 1. KANAWHA | 389 | 33,017 | 1,270 | 57,789 | 92,465 |
| 2. PRESTON | 168 | 72,071 | 0 | 2,598 | 74,837 |
| 3. MONONGALIA | 5,706 | 53,069 | 3,060 | 3,786 | 65,621 |
| 4. WOOD | 5,038 | 44,368 | 163 | 7,238 | 56,807 |
| 5. BERKELEY | 18,812 | 13,070 | 76 | 5,676 | 37,634 |
| TOP FIVE AGENCIES WITH PLACE OF PERFORMANCE IN THIS STATE (000) | | | | | |
| 1. DEFENSE, DEPARTMENT OF | | | | | 184,839 |
| 2. JUSTICE, DEPARTMENT OF | | | | | 97,251 |
| 3. TREASURY, DEPARTMENT OF THE | | | | | 51,430 |
| 4. ENERGY, DEPARTMENT OF | | | | | 50,026 |
| 5. GENERAL SERVICES ADMINISTRATION | | | | | 37,122 |
| TOP FIVE CONTRACTING OFFICES LOCATED IN THIS STATE (000) | | | | | |
| TREASURY, BUR OF THE PUBLIC DEBT (PD002), PARKERSBURG | | | | | 298,318 |
| ARMY, ENGINEER DISTRICT (CIVIL), HUNTINGTON | | | | | 114,735 |
| TREASURY, BUR OF THE PUBLIC DEBT (PD001), PARKERSBURG | | | | | 30,604 |
| TRANSPORTATION, COAST GUARD, MARTINSBURG | | | | | 21,334 |
| INTERIOR, PARK SERVICE, HARPERS FERRY | | | | | 16,675 |
| TYPE OF PRODUCT OR SERVICE | SMALL BUSINESS (000) | LARGE BUSINESS (000) | STATE & LOCAL GOV'T (000) | NON- PROFIT & OTHER (000) | TOTAL (000) |
| CONSTRUCTION | 50,645 | 129,054 | 0 | 275 | 179,974 |
| R & D | 34,417 | 4,707 | 0 | 1,170 | 40,294 |
| SERVICES | 98,818 | 154,327 | 1,383 | 21,567 | 276,095 |
| SUPPLIES & EQUIPMENT | 37,012 | 34,894 | 131 | 673 | 72,710 |
| TOTAL | 220,892 | 322,982 | 1,514 | 23,685 | 569,073 |
| TOP CONTRACTORS PERFORMING IN THIS STATE | | | | | |
| CIVILIAN AGENCIES CONTRACTORS | DOLLARS (000) | DEPARTMENT OF DEFENSE CONTRACTORS | | DOLLARS (000) | |
| 1. P J DICK INCORPORATED | 70,260 | 1. KOKOSING/FRUCON LLC | | 31,089 | |
| 2. INTERNATIONAL BUSINESS MACHINE | 23,034 | 2. STS INTERNATIONAL INC | | 17,471 | |
| 3. TITAN CORPORATION | 17,682 | 3. OCCI INC | | 10,049 | |
| 4. ENERGY & ENVIRONMENTAL SOLUTION | 17,171 | 4. INFORMATION MANUFACTURING CORP | | 8,978 | |
| 5. URS CORPORATION | 15,510 | 5. TOUCHSTONE RESEARCH LAB | | 7,710 | |
| 6. ELECTRONIC DATA SYSTEMS CORP | 14,876 | 6. PATEL ENGINEERING LIMITED | | 7,351 | |
| 7. CHICKASAW NATION | 9,797 | 7. W H SMITH HARDWARE COMPANY | | 6,634 | |
| 8. MILVETS SYSTEM TECHNOLOGY INC | 9,685 | 8. L-3 COMMUNICATIONS HOLDING INC | | 6,422 | |
| 9. MANAGEMENT AND TRAINING CORP | 7,421 | 9. AERO CORPORATION | | 5,896 | |
| 10. CONAGRA FOODS INC | 7,171 | 10. ALLIANT TECHSYSTEMS INC | | 5,279 | |

FEDERAL PROCUREMENT DATA SYSTEM
FEDERAL PROCUREMENT DOLLARS BY STATE
 Fiscal Year 2003 Through Fourth Quarter

WISCONSIN

Population 5,363,675

Total Procurement By Place of Performance 1,744,773

Per Capita Procurement \$325.29

Rank Per Capita 45

Last Year 44

| TOP FIVE COUNTIES | | | | | |
|---|----------------------------|-----------------------------------|----------------------------|--------------------------|------------------|
| NAME OF COUNTIES | CIVILIAN AGENCIES | | DEPT OF DEFENSE | | TOTAL (000) |
| | SMALL DIS-ADVANTAGED (000) | OTHER (000) | SMALL-DIS ADVANTAGED (000) | OTHER (000) | |
| 1. WINNEBAGO | 0 | 12,780 | 54 | 613,687 | 626,521 |
| 2. MILWAUKEE | 16,456 | 138,101 | 6,427 | 109,276 | 270,260 |
| 3. MONROE | 2,831 | 16,927 | 7,916 | 57,809 | 85,483 |
| 4. ROCK | 0 | 3,065 | 0 | 78,606 | 81,671 |
| 5. DANE | 2,321 | 47,419 | 780 | 29,851 | 80,371 |
| TOP FIVE AGENCIES WITH PLACE OF PERFORMANCE IN THIS STATE (000) | | | | | |
| 1. DEFENSE, DEPARTMENT OF | | | | | 1,243,746 |
| 2. VETERANS AFFAIRS, DEPARTMENT OF | | | | | 131,761 |
| 3. AGRICULTURE, DEPARTMENT OF | | | | | 113,699 |
| 4. GENERAL SERVICES ADMINISTRATION | | | | | 62,768 |
| 5. JUSTICE, DEPARTMENT OF | | | | | 57,292 |
| TOP FIVE CONTRACTING OFFICES LOCATED IN THIS STATE (000) | | | | | |
| VA, GREAT LAKES CONTRACT SVC CTR, MILWAUKEE | | | | | 183,486 |
| ARMY, ACA, FORT MCCOY | | | | | 69,677 |
| ARMY, USPFO FOR WISCONSIN, CAMP DOUGLAS | | | | | 19,103 |
| AGRICULTURE, FOREST SERVICE, MILWAUKEE | | | | | 11,006 |
| AGRICULTURE, FOREST SERVICE, RHINELANDER | | | | | 7,188 |
| TYPE OF PRODUCT OR SERVICE | SMALL BUSINESS (000) | LARGE BUSINESS (000) | STATE & LOCAL GOV'T (000) | NON-PROFIT & OTHER (000) | TOTAL (000) |
| CONSTRUCTION | 51,529 | 30,002 | 0 | 155 | 81,686 |
| R & D | 21,540 | 26,048 | 0 | 24,237 | 71,825 |
| SERVICES | 74,772 | 135,338 | 6,342 | 24,409 | 240,861 |
| SUPPLIES & EQUIPMENT | 218,681 | 1,001,077 | 248 | 130,395 | 1,350,401 |
| TOTAL | 366,522 | 1,192,465 | 6,590 | 179,196 | 1,744,773 |
| TOP CONTRACTORS PERFORMING IN THIS STATE | | | | | |
| CIVILIAN AGENCIES CONTRACTORS | DOLLARS (000) | DEPARTMENT OF DEFENSE CONTRACTORS | DOLLARS (000) | | |
| 1. GENERAL ELECTRIC COMPANY | 56,782 | 1. OSHKOSH TRUCK CORPORATION | 646,349 | | |
| 2. DIDION MILLING INC | 49,317 | 2. ALLIANT TECHSYSTEMS INC | 64,416 | | |
| 3. KRUEGER INTERNATIONAL INC | 44,203 | 3. ORC INDUSTRIES INC | 49,996 | | |
| 4. UNIVERSITY OF WISCONSIN | 19,543 | 4. GENERAL ELECTRIC COMPANY | 48,115 | | |
| 5. LAND O LAKES INC | 16,412 | 5. JLG INDUSTRIES INC | 34,008 | | |
| 6. OSHKOSH TRUCK CORPORATION | 14,838 | 6. V T GROUP PLC | 20,437 | | |
| 7. LOGISTICS HEALTH INC | 13,803 | 7. BADGER TRUCK CENTER INC | 20,061 | | |
| 8. MANITOWOC COMPANY INC | 12,764 | 8. REINHART FOODSERVICE INC | 17,684 | | |
| 9. CH2M HILL COMPANIES LTD | 10,654 | 9. INDUSTRIES FOR THE BLIND INC | 15,219 | | |
| 10. SNAP-ON INCORPORATED | 8,774 | 10. ASTRONAUTICS CORP OF AMERICA | 12,825 | | |

FEDERAL PROCUREMENT DATA SYSTEM
FEDERAL PROCUREMENT DOLLARS BY STATE
 Fiscal Year 2003 Through Fourth Quarter

WYOMING

Population 493,782

Total Procurement By Place of Performance 182,071

Per Capita Procurement \$368.72

Rank Per Capita 42

Last Year 48

| TOP FIVE COUNTIES | | | | | |
|---|----------------------------|-----------------------------------|----------------------------|--------------------------|-------------|
| NAME OF COUNTIES | CIVILIAN AGENCIES | | DEPT OF DEFENSE | | TOTAL (000) |
| | SMALL DIS-ADVANTAGED (000) | OTHER (000) | SMALL-DIS ADVANTAGED (000) | OTHER (000) | |
| 1. LARAMIE | 1,626 | 16,999 | 16,189 | 26,382 | 61,196 |
| 2. PARK | 1,495 | 31,872 | 0 | 0 | 33,371 |
| 3. WESTON (COUNTY) | 0 | 500 | 0 | 18,230 | 18,730 |
| 4. NATRONA (COUNTY) | 5,389 | 7,487 | 0 | 838 | 13,714 |
| 5. TETON (COUNTY) | 354 | 11,278 | 53 | 1,330 | 13,015 |
| TOP FIVE AGENCIES WITH PLACE OF PERFORMANCE IN THIS STATE (000) | | | | | |
| 1. DEFENSE, DEPARTMENT OF | | | | | 71,789 |
| 2. INTERIOR, DEPARTMENT OF THE | | | | | 36,604 |
| 3. TRANSPORTATION, DEPARTMENT OF | | | | | 26,369 |
| 4. AGRICULTURE, DEPARTMENT OF | | | | | 14,400 |
| 5. TREASURY, DEPARTMENT OF THE | | | | | 7,937 |
| TOP FIVE CONTRACTING OFFICES LOCATED IN THIS STATE (000) | | | | | |
| USAF, 90 CONS/LGCW, WARREN AFB | | | | | 33,683 |
| INTERIOR, PARKSERVICE, YELLOWSTONE NATIONAL PARK | | | | | 15,087 |
| VA MEDICAL & RO CENTER, CHEYENNE | | | | | 8,619 |
| INTERIOR, PARK SERVICE, GRAND TETON NP | | | | | 5,034 |
| ARMY, USPFO FOR WYOMING, CHEYENNE | | | | | 3,917 |
| TYPE OF PRODUCT OR SERVICE | SMALL BUSINESS (000) | LARGE BUSINESS (000) | STATE & LOCAL GOV'T (000) | NON-PROFIT & OTHER (000) | TOTAL (000) |
| CONSTRUCTION | 45,054 | 24,713 | 77 | 9 | 69,853 |
| R & D | 3,280 | 0 | 0 | 3,019 | 6,299 |
| SERVICES | 43,930 | 12,657 | 581 | 6,236 | 63,404 |
| SUPPLIES & EQUIPMENT | 32,737 | 9,623 | 30 | 125 | 42,515 |
| TOTAL | 125,001 | 46,993 | 688 | 9,389 | 182,071 |
| TOP CONTRACTORS PERFORMING IN THIS STATE | | | | | |
| CIVILIAN AGENCIES CONTRACTORS | DOLLARS (000) | DEPARTMENT OF DEFENSE CONTRACTORS | | DOLLARS (000) | |
| 1. H-K CONTRACTORS INC | 21,356 | 1. HERMES CONSOLIDATED INC | | 18,230 | |
| 2. UNICOVER CORPORATION | 7,602 | 2. SINCLAIR OIL CORPORATION | | 5,056 | |
| 3. DICK ANDERSON CONSTRUCTION INC | 6,334 | 3. ALLIANCE GENERAL CONTRACTORS | | 3,303 | |
| 4. HAWKINS & POWERS AVIATION INC | 4,528 | 4. SCB COMPUTER TECHNOLOGY INC | | 2,994 | |
| 5. S E INCORPORATED | 3,125 | 5. INNOVATIVE TECHNICAL SOLUTIONS | | 2,851 | |
| 6. S & L INDUSTRIAL | 2,850 | 6. NATIONAL-GENERAL SUPPLY INC | | 2,403 | |
| 7. UNIVERSITY OF WYOMING | 2,744 | 7. K & K INDUSTRIES INC | | 1,978 | |
| 8. PACHECO CORP | 2,315 | 8. MIC/CCS JV | | 1,836 | |
| 9. CRITIQUE RESOURCE CONSULTING CO | 2,250 | 9. URS CORPORATION | | 1,413 | |
| 10. SCIENCE APPLICATIONS INTL | 2,163 | 10. HYDROGEOLOGIC INC | | 1,378 | |