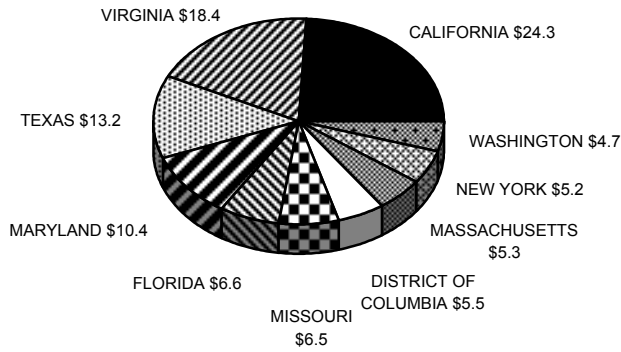


FEDERAL PROCUREMENT DATA SYSTEM
FEDERAL PROCUREMENT BY STATE SUMMARY
 Actions Reported Individually on SF279
 Fiscal Year 2002 Through Fourth Quarter

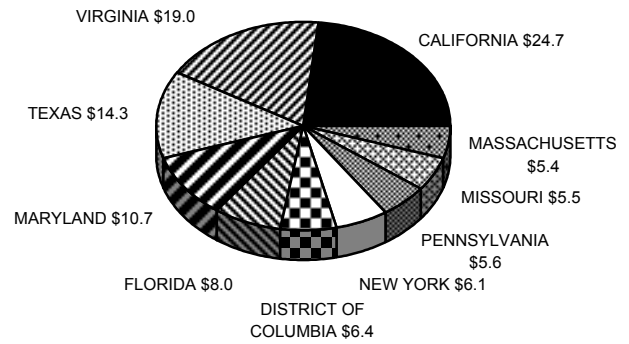
	Dollars (000)	Percent of Dollars	Dollar Rank	Rank Last FY	Rank Per Capita
TOTAL FEDERAL	226,658,258	100.00			
ALABAMA	5,522,270	2.44	13	15	9
ALASKA	1,322,224	0.58	35	36	5
ARIZONA	6,972,563	3.08	7	13	7
ARKANSAS	973,450	0.43	39	41	39
CALIFORNIA	32,031,163	14.13	1	1	12
COLORADO	4,102,209	1.81	17	18	11
CONNECTICUT	5,960,057	2.63	11	16	6
DELAWARE	165,167	0.07	50	51	51
DISTRICT OF COLUMBIA	10,585,931	4.67	5	5	1
FLORIDA	8,587,411	3.79	6	6	29
GEORGIA	6,874,256	3.03	8	7	19
HAWAII	1,543,581	0.68	33	32	8
IDAHO	1,268,580	0.56	36	35	10
ILLINOIS	3,828,939	1.69	19	21	42
INDIANA	2,439,022	1.08	27	25	36
IOWA	766,628	0.34	41	39	49
KANSAS	1,399,884	0.62	34	34	31
KENTUCKY	2,556,605	1.13	26	33	23
LOUISIANA	2,566,883	1.13	25	26	27
MAINE	1,132,834	0.50	38	40	17
MARYLAND	12,781,728	5.64	4	4	4
MASSACHUSETTS	5,816,104	2.57	12	9	14
MICHIGAN	3,014,084	1.33	22	23	43
MINNESOTA	1,832,722	0.81	31	30	38
MISSISSIPPI	2,595,084	1.15	24	29	15
MISSOURI	3,766,078	1.66	20	8	22
MONTANA	298,548	0.13	48	47	40
NEBRASKA	478,925	0.21	44	45	46
NEVADA	1,154,567	0.51	37	37	26
NEW HAMPSHIRE	694,567	0.31	42	42	28
NEW JERSEY	3,592,466	1.59	21	20	34
NEW MEXICO	5,272,915	2.33	14	12	3
NEW YORK	6,062,539	2.67	10	14	41
NORTH CAROLINA	2,272,801	1.00	28	24	45
NORTH DAKOTA	279,450	0.12	49	49	33
OHIO	4,511,935	1.99	16	17	37
OKLAHOMA	2,062,542	0.91	29	28	24
OREGON	827,680	0.37	40	38	50
PENNSYLVANIA	6,597,262	2.91	9	10	30
RHODE ISLAND	429,020	0.19	45	46	35
SOUTH CAROLINA	2,929,166	1.29	23	22	20
SOUTH DAKOTA	334,519	0.15	47	48	32
TENNESSEE	3,859,318	1.70	18	19	21
TEXAS	19,212,312	8.48	3	3	13
UTAH	1,989,949	0.88	30	27	16
VERMONT	362,446	0.16	46	44	25
VIRGINIA	24,791,496	10.94	2	2	2
WASHINGTON	5,129,462	2.26	15	11	18
WEST VIRGINIA	502,070	0.22	43	43	47
WISCONSIN	1,606,617	0.71	32	31	44
WYOMING	135,728	0.06	51	50	48
U.S. OUTLYING AREAS	864,501	0.38			

FEDERAL PROCUREMENT DATA SYSTEM
TOP 10 STATES BY PROCUREMENT FOR LAST 5 YEARS (Billions)
Actions Reported Individually on SF279

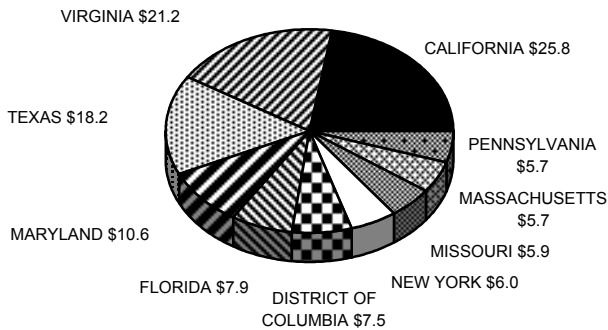
FISCAL YEAR 1998



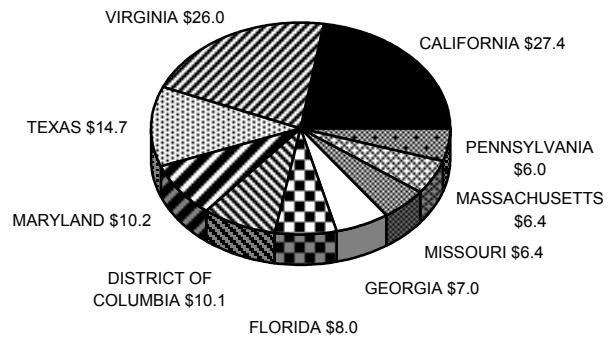
FISCAL YEAR 1999



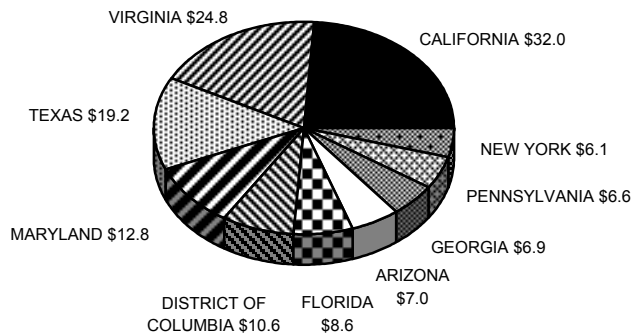
FISCAL YEAR 2000



FISCAL YEAR 2001



**FISCAL YEAR 2002
(Year to Date)**



FEDERAL PROCUREMENT DATA SYSTEM
FEDERAL PROCUREMENT DOLLARS BY STATE
 Fiscal Year 2002 Through Fourth Quarter

ALABAMA

Population 4,447,100

Total Procurement By Place of Performance 5,522,270

Per Capita Procurement \$1,241.76

Rank Per Capita 9

Rank Per Capita Last Year 10

TOP FIVE COUNTIES					
NAME OF COUNTIES	CIVILIAN AGENCIES		DEPT OF DEFENSE		TOTAL (000)
	SMALL DIS-ADVANTAGED (000)	OTHER (000)	SMALL-DIS ADVANTAGED (000)	OTHER (000)	
1. MADISON	107,347	527,440	296,841	3,130,992	4,062,570
2. DALE	336	4,864	6,708	345,709	357,617
3. MONTGOMERY	4,044	36,029	55,897	246,595	342,565
4. CALHOUN	1,071	20,097	35,837	102,863	169,868
5. MOBILE	3,307	27,215	35,711	46,157	112,390
TOP FIVE AGENCIES WITH PLACE OF PERFORMANCE IN THIS STATE (000)					
1. DEFENSE, DEPARTMENT OF					4,609,346
2. NATIONAL AERONAUTICS AND SPACE ADMINISTRATION					550,363
3. GENERAL SERVICES ADMINISTRATION					150,081
4. VETERANS AFFAIRS, DEPARTMENT OF					60,352
5. HEALTH AND HUMAN SERVICES, DEPARTMENT OF					41,989
TOP FIVE CONTRACTING OFFICES LOCATED IN THIS STATE (000)					
ARMY, AVIATION & MISSILE COMMAND, REDSTONE ARSENAL					4,456,223
ARMY, AVIATION & MISSILE COMMAND, REDSTONE ARSENAL					3,845,878
NASA, MARSHALL SPACE FLIGHT CENTER					2,010,572
ARMY, SPACE & STRATEGIC DEF CMD, HUNTSVILLE					1,934,357
ARMY, ENGINEER & SUPPORT, HUNTSVILLE					606,491
TYPE OF PRODUCT OR SERVICE	SMALL BUSINESS (000)	LARGE BUSINESS (000)	STATE & LOCAL GOV'T (000)	NON-PROFIT & OTHER (000)	TOTAL (000)
CONSTRUCTION	227,462	74,681	0	0	302,143
R & D	457,912	2,294,072	0	45,401	2,797,385
SERVICES	537,789	1,062,733	3,025	34,360	1,637,907
SUPPLIES & EQUIPMENT	256,106	486,818	0	41,911	784,835
TOTAL	1,479,269	3,918,304	3,025	121,672	5,522,270
TOP CONTRACTORS PERFORMING IN THIS STATE					
CIVILIAN AGENCIES CONTRACTORS	DOLLARS (000)	DEPARTMENT OF DEFENSE CONTRACTORS		DOLLARS (000)	
1. COMPUTER SCIENCES CORPORATION	120,527	1. THE BOEING COMPANY		2,079,076	
2. THE BOEING COMPANY	88,583	2. DYNACORP		212,336	
3. LOCKHEED MARTIN CORPORATION	54,369	3. MEVATEC CORPORATION		89,210	
4. JACOBS ENGINEERING GROUP INC	43,174	4. NORTHROP GRUMMAN CORPORATION		81,361	
5. ACCENTURE INC	39,581	5. CAS INC		71,647	
6. AMERISOURCEBERGEN CORPORATION	21,874	6. INTERGRAPH CORPORATION		70,536	
7. SOUTHERN RESEARCH INSTITUTE INC	20,445	7. CAMBER CORPORATION		68,275	
8. UNIVERSITY OF ALABAMA	19,745	8. AMERICAN APPAREL INC		68,239	
9. A I SIGNAL RESEARCH INC	17,846	9. TELEDYNE TECHNOLOGIES INC		66,375	
10. SCIENCE APPLICATIONS INTL CORP	17,457	10. VERITAS CAPITAL MANAGEMENTT LLC		61,900	

FEDERAL PROCUREMENT DATA SYSTEM
FEDERAL PROCUREMENT DOLLARS BY STATE
 Fiscal Year 2002 Through Fourth Quarter

ALASKA

Population 626,932

Total Procurement By Place of Performance 1,322,224

Per Capita Procurement \$2,109.03

Rank Per Capita 5

Rank Per Capita Last Year 5

TOP FIVE COUNTIES					
NAME OF COUNTIES	CIVILIAN AGENCIES		DEPT OF DEFENSE		TOTAL (000)
	SMALL DIS-ADVANTAGED (000)	OTHER (000)	SMALL-DIS ADVANTAGED (000)	OTHER (000)	
1. ANCHORAGE	103,415	50,396	159,280	235,702	548,793
2. FAIRBANKS NORTH	7,813	31,645	95,689	178,203	313,350
3. SOUTHEAST FAIRBANKS	726	2,435	8,546	80,246	91,953
4. ALEUTIANS WEST	993	6,194	1,771	45,480	54,438
5. YUKON-KOYUKUK	517	1,396	3,691	48,686	54,290
TOP FIVE AGENCIES WITH PLACE OF PERFORMANCE IN THIS STATE (000)					
1. DEFENSE, DEPARTMENT OF					950,350
2. TRANSPORTATION, DEPARTMENT OF					76,596
3. INTERIOR, DEPARTMENT OF THE					69,854
4. STATE, DEPARTMENT OF					53,531
5. GENERAL SERVICES ADMINISTRATION					42,854
TOP FIVE CONTRACTING OFFICES LOCATED IN THIS STATE (000)					
ARMY, ENGINEER DISTRICT, ANCHORAGE					328,743
USAF, 3 CONS/LGC, ELMENDORF AFB					123,910
ARMY, ALASKA GARRISON, FORT RICHARDSON					52,931
USAF, 354 CONS/LGC, EIELSON AFB					41,450
DOD/DEFENSE INFORMATION SYSTEMS AGENCY, ELMENDORF					32,040
TYPE OF PRODUCT OR SERVICE	SMALL BUSINESS (000)	LARGE BUSINESS (000)	STATE & LOCAL GOV'T (000)	NON-PROFIT & OTHER (000)	TOTAL (000)
CONSTRUCTION	305,946	264,354	0	68	570,368
R & D	7,284	2,950	30	11,813	22,077
SERVICES	334,987	196,691	3,517	28,648	563,843
SUPPLIES & EQUIPMENT	114,969	50,626	147	194	165,936
TOTAL	763,186	514,621	3,694	40,723	1,322,224
TOP CONTRACTORS PERFORMING IN THIS STATE					
CIVILIAN AGENCIES CONTRACTORS	DOLLARS (000)	DEPARTMENT OF DEFENSE CONTRACTORS		DOLLARS (000)	
1. KUK/BRIS GLOBAL	53,420	1. CHUGACH ALASKA CORPORATION	95,809		
2. F & R INC	15,495	2. FLUOR ALASKA, INC	73,122		
3. ALASKA FEDERATION OF NATIVES I	15,000	3. DICK PACIFIC GHEMM JV	62,244		
4. UNIVERSITY OF ALASKA	14,093	4. LYNDEN INC	47,999		
5. JAY-BRANT GEN CONTRACTORS	13,050	5. OSBORNE CONSTRUCTION COMPANY	47,213		
6. AFOGNAK NATIVE CORPORATION	12,553	6. ARCTEC SERVICES JV	37,761		
7. CHUGACH ALASKA CORPORATION	11,508	7. ARCTIC SLOPE REGIONAL CORP	37,402		
8. SOUTHEAST ROAD BUILDERS INC	10,749	8. ARCTEC ALASKA JV	28,696		
9. NANA REGIONAL CORP INC	8,831	9. JACOBS ENG GROUP INC	27,538		
10. CHENEGA CORPORATION	7,937	10. AFOGNAK NATIVE CORPORATION	21,327		

FEDERAL PROCUREMENT DATA SYSTEM
FEDERAL PROCUREMENT DOLLARS BY STATE
 Fiscal Year 2002 Through Fourth Quarter

ARIZONA

Population 5,130,632

Total Procurement By Place of Performance 6,972,563

Per Capita Procurement \$1,359.00

Rank Per Capita 7

Rank Per Capita Last Year 12

TOP FIVE COUNTIES					
NAME OF COUNTIES	CIVILIAN AGENCIES		DEPT OF DEFENSE		TOTAL (000)
	SMALL DIS-ADVANTAGED (000)	OTHER (000)	SMALL-DIS ADVANTAGED (000)	OTHER (000)	
1. MARICOPA	13,301	203,830	23,842	3,456,040	3,697,013
2. PIMA	14,740	173,396	10,862	2,573,347	2,772,345
3. COCHISE	5,382	59,423	15,628	159,810	240,243
4. YUMA	1,307	3,415	15,609	89,523	109,854
5. PINAL	10	21,005	0	26,012	47,027
TOP FIVE AGENCIES WITH PLACE OF PERFORMANCE IN THIS STATE (000)					
1. DEFENSE, DEPARTMENT OF					6,386,289
2. JUSTICE, DEPARTMENT OF					144,101
3. INTERIOR, DEPARTMENT OF THE					89,231
4. TRANSPORTATION, DEPARTMENT OF					68,518
5. GENERAL SERVICES ADMINISTRATION					62,977
TOP FIVE CONTRACTING OFFICES LOCATED IN THIS STATE (000)					
INTERIOR, ACQUISITION SERVICES DIVISION, FT HUACHUCA					464,233
ARMY, COMMUNICATION - ELECTRONICS, FT HUACHUCA					245,412
USAF, 56 CONS/CC, LUKE AFB					49,448
ARMY, INTELLIGENCE CENTER, FT HUACHUCA					47,831
USAF,355 CONS/CC, DAVIS-MONTHAN AFB					28,951
TYPE OF PRODUCT OR SERVICE	SMALL BUSINESS (000)	LARGE BUSINESS (000)	STATE & LOCAL GOV'T (000)	NON-PROFIT & OTHER (000)	TOTAL (000)
CONSTRUCTION	102,332	195,240	1,100	47	298,719
R & D	153,748	445,729	0	16,832	616,309
SERVICES	184,941	1,625,173	3,353	297,357	2,110,824
SUPPLIES & EQUIPMENT	245,877	2,981,819	94	718,921	3,946,711
TOTAL	686,898	5,247,961	4,547	1,033,157	6,972,563
TOP CONTRACTORS PERFORMING IN THIS STATE					
CIVILIAN AGENCIES CONTRACTORS	DOLLARS (000)	DEPARTMENT OF DEFENSE CONTRACTORS		DOLLARS (000)	
1. DICK CORPORATION	112,820	1. RAYTHEON COMPANY		2,043,995	
2. GENERAL DYNAMICS CORPORATION	48,883	2. THE BOEING COMPANY		1,311,420	
3. ORBITAL SCIENCES CORPORATION	28,677	3. TRIWEST HEALTHCARE ALLIANCE		817,063	
4. INTEROP JOINT VENTURE	20,251	4. HONEYWELL INTERNATIONAL INC		657,357	
5. RES-CARE INC	18,690	5. RAYTHEON/LOCKHEED MARTIN		401,439	
6. TRW INC	16,761	6. SPECTRUM ASTRO INC		115,517	
7. HUNT BUILDING CORPORATION	16,400	7. GENERAL DYNAMICS CORPORATION		87,829	
8. MVM INC	13,580	8. ORBITAL SCIENCES CORPORATION		66,198	
9. SPECTRUM ASTRO INC.	13,125	9. ROBERTSON AVIATION LLC		65,737	
10. HONEYWELL INTERNATIONAL INC	11,704	10. MOTOROLA INC		59,131	

FEDERAL PROCUREMENT DATA SYSTEM
FEDERAL PROCUREMENT DOLLARS BY STATE
 Fiscal Year 2002 Through Fourth Quarter

ARKANSAS

Population 2,673,400

Total Procurement By Place of Performance 973,450

Per Capita Procurement \$364.12

Rank Per Capita 39

Rank Per Capita Last Year 49

TOP FIVE COUNTIES					
NAME OF COUNTIES	CIVILIAN AGENCIES		DEPT OF DEFENSE		TOTAL (000)
	SMALL DIS- ADVAN- TAGED (000)	OTHER (000)	SMALL-DIS ADVAN- TAGED (000)	OTHER (000)	
1. CLAY	0	0	0	330,629	330,629
2. PULASKI	4,709	72,884	15,722	143,783	237,098
3. JEFFERSON	4,887	1,686	5,150	80,605	92,328
4. DESHA	0	0	208	59,915	60,123
5. OUACHITA	0	63	0	35,159	35,222
TOP FIVE AGENCIES WITH PLACE OF PERFORMANCE IN THIS STATE (000)					
1. DEFENSE, DEPARTMENT OF					819,209
2. VETERANS AFFAIRS, DEPARTMENT OF					46,400
3. HEALTH AND HUMAN SERVICES, DEPARTMENT OF					38,297
4. GENERAL SERVICES ADMINISTRATION					22,050
5. AGRICULTURE, DEPARTMENT OF					21,807
TOP FIVE CONTRACTING OFFICES LOCATED IN THIS STATE (000)					
ARMY, ENGINEER DISTRICT (CIVIL), LITTLE ROCK					91,491
USAF, 314 CONS/CC, LITTLE ROCK					35,750
VA MEDICAL CENTER, NORT LITTLE ROCK					24,930
ARMY, USPFO FOR ARKANSAS, NORTH LITTLE ROCK					16,960
VA MEDICAL CENTER, FAYETTEVILLE					6,912
TYPE OF PRODUCT OR SERVICE	SMALL BUSINESS (000)	LARGE BUSINESS (000)	STATE & LOCAL GOV'T (000)	NON- PROFIT & OTHER (000)	TOTAL (000)
CONSTRUCTION	80,847	466,956	0	0	547,803
R & D	2,533	3,165	9	453	6,160
SERVICES	34,831	158,254	691	16,599	210,375
SUPPLIES & EQUIPMENT	69,093	135,209	30	4,780	209,112
TOTAL	187,304	763,584	730	21,832	973,450
TOP CONTRACTORS PERFORMING IN THIS STATE					
CIVILIAN AGENCIES CONTRACTORS	DOLLARS (000)	DEPARTMENT OF DEFENSE CONTRACTORS		DOLLARS (000)	
1. ARKANSAS BLUE CROSS/BLUE SHIELD	22,001	1. RAYTHEON COMPANY		392,444	
2. PETERSON CONCRETE SEPTIC TANK	6,905	2. AIR TRANSPORT INTNATIONAL LL		80,611	
3. CONAGRA FOODS INC	6,720	3. JONES, J A/ATKINSON CONSTRUCTION		56,017	
4. WB BRAWLEY COMPANY	6,287	4. B A E SYSTEMS PLC		26,189	
5. DEL-JEN INC	6,130	5. MC CLENDON RESOURCES INC		22,194	
6. DIGITAL EQUIPMENT CORPORATION	4,897	6. GENERAL DYNAMICS CORPORATION		18,931	
7. CRAWFORD CONSTRUCTION CO INC	4,498	7. TYSON FOODS INC		15,879	
8. DOYNE INC	4,199	8. MUNRO & COMPANY INC		11,884	
9. RICELAND FOODS INC	3,563	9. ZODIAC SA		9,461	
10. JACK MORGAN CONSTRUCTION CO	3,522	10. ENTERGY CORPORATION		7,765	

FEDERAL PROCUREMENT DATA SYSTEM
FEDERAL PROCUREMENT DOLLARS BY STATE
 Fiscal Year 2002 Through Fourth Quarter

CALIFORNIA

Population 33,871,648

Total Procurement By Place of Performance 32,031,163

Per Capita Procurement \$953.72

Rank Per Capita 11

Rank Per Capita Last Year 13

TOP FIVE COUNTIES					
NAME OF COUNTIES	CIVILIAN AGENCIES		DEPT OF DEFENSE		TOTAL (000)
	SMALL DIS-ADVANTAGED (000)	OTHER (000)	SMALL-DIS ADVANTAGED (000)	OTHER (000)	
1. LOS ANGELES	88,844	2,632,336	121,003	9,298,219	12,140,402
2. SAN DIEGO	52,127	827,423	204,975	4,387,545	5,472,070
3. SANTA CLARA	95,471	656,252	10,250	2,586,779	3,348,752
4. ALAMEDA	29,201	2,202,665	14,672	160,737	2,407,275
5. SACRAMENTO	20,668	148,802	5,754	1,916,489	2,091,713
TOP FIVE AGENCIES WITH PLACE OF PERFORMANCE IN THIS STATE (000)					
1. DEFENSE, DEPARTMENT OF					23,260,334
2. NATIONAL AERONAUTICS AND SPACE ADMINISTRATION					2,739,080
3. ENERGY, DEPARTMENT OF					2,348,812
4. GENERAL SERVICES ADMINISTRATION					1,006,293
5. HEALTH AND HUMAN SERVICES, DEPARTMENT OF					498,624
TOP FIVE CONTRACTING OFFICES LOCATED IN THIS STATE (000)					
ENERGY, SAN FRANCISCO OPERATIONS OFFICE, OAKLAND					2,363,967
NASA, JET PROPULSION LAB, PASADENA					1,429,060
USAF, SMC/PKJ, LOS ANGELES AFB					975,117
NAVY, FACILITIES ENGINEERING COMMAND, SAN DIEGO					756,572
USAF, SMC/PKB, LOS ANGELES AFB					597,598
TYPE OF PRODUCT OR SERVICE	SMALL BUSINESS (000)	LARGE BUSINESS (000)	STATE & LOCAL GOV'T (000)	NON-PROFIT & OTHER (000)	TOTAL (000)
CONSTRUCTION	593,270	860,892	0	4,571	1,458,733
R & D	634,782	3,927,692	354	1,351,163	5,913,991
SERVICES	1,792,562	7,355,844	39,049	3,549,543	12,736,998
SUPPLIES & EQUIPMENT	1,440,968	10,220,971	1,877	257,625	11,921,441
TOTAL	4,461,582	22,365,399	41,280	5,162,902	32,031,163
TOP CONTRACTORS PERFORMING IN THIS STATE					
CIVILIAN AGENCIES CONTRACTORS	DOLLARS (000)	DEPARTMENT OF DEFENSE CONTRACTORS		DOLLARS (000)	
1. UNIVERSITY OF CALIFORNIA	2,128,826	1. THE BOEING COMPANY		5,432,649	
2. CALIFORNIA INST OF TECHNOLOGY	1,414,821	2. LOCKHEED MARTIN CORPORATION		2,513,348	
3. THE BOEING COMPANY	510,432	3. HEALTH NET INC		1,691,434	
4. SCIENCE APPLICATIONS INTL CORP	466,698	4. GENERAL DYNAMICS CORPORATION		1,424,785	
5. LELAND JUNIOR STANFORD UNIV	270,972	5. NORTHROP GRUMMAN CORPORATION		1,003,583	
6. UNITED DEFENSE INDUSTRIES INC	246,284	6. SCIENCE APPLICATIONS INTI CORP		827,728	
7. NORTHROP GRUMMAN CORP	154,774	7. RAYTHEON COMPANY		704,304	
8. LOCKHEED MARTIN CORPORATION	144,044	8. TRW INC		510,128	
9. AMERISOURCEBERGEN CORP	113,666	9. THE AEROSPACE CORPORATION		473,062	
10. DICK CORPORATION	103,000	10. TELEDYNE INC		245,901	

FEDERAL PROCUREMENT DATA SYSTEM
FEDERAL PROCUREMENT DOLLARS BY STATE
 Fiscal Year 2002 Through Fourth Quarter

COLORADO

Population 4,301,261

Total Procurement By Place of Performance 4,102,209

Per Capita Procurement \$953.72

Rank Per Capita 11

Rank Per Capita Last Year 13

TOP FIVE COUNTIES					
NAME OF COUNTIES	CIVILIAN AGENCIES		DEPT OF DEFENSE		TOTAL (000)
	SMALL DIS-ADVANTAGED (000)	OTHER (000)	SMALL-DIS ADVANTAGED (000)	OTHER (000)	
1. EL PASO	89,326	116,797	150,136	1,030,878	1,387,137
2. DENVER	44,094	267,396	9,059	464,029	784,578
3. JEFFERSON	58,600	498,936	557	19,747	577,840
4. BOULDER	36,045	206,334	1,909	202,784	447,072
5. ARAPAHOE	1,510	53,452	272	203,881	259,115
TOP FIVE AGENCIES WITH PLACE OF PERFORMANCE IN THIS STATE (000)					
1. DEFENSE, DEPARTMENT OF					2,524,945
2. ENERGY, DEPARTMENT OF					471,175
3. GENERAL SERVICES ADMINISTRATION					397,569
4. INTERIOR, DEPARTMENT OF THE					173,173
5. NATIONAL AERONAUTICS AND SPACE ADMINISTRATION					143,928
TOP FIVE CONTRACTING OFFICES LOCATED IN THIS STATE (000)					
DOD, CIVILIAN HEALTH & MED PGRM-UNIFORMED SVC, AURORA					4,181,594
USAF, 21ST CONS/LGC, PETERSON AFB					223,803
ENERGY, ROCKY FLATS OFFICE, GOLDEN					200,978
GSA, FTS CONTRACTING STAFF, DENVER					195,564
ENERGY, GOLDEN FIELD OFFICE					182,839
TYPE OF PRODUCT OR SERVICE	SMALL BUSINESS (000)	LARGE BUSINESS (000)	STATE & LOCAL GOV'T (000)	NON-PROFIT & OTHER (000)	TOTAL (000)
CONSTRUCTION	215,353	111,169	54	217	326,793
R & D	85,540	850,122	578	48,157	984,397
SERVICES	543,593	1,478,866	2,925	231,191	2,256,575
SUPPLIES & EQUIPMENT	194,605	333,465	100	6,274	534,444
TOTAL	1,039,091	2,773,622	3,657	285,839	4,102,209
TOP CONTRACTORS PERFORMING IN THIS STATE					
CIVILIAN AGENCIES CONTRACTORS	DOLLARS (000)	DEPARTMENT OF DEFENSE CONTRACTORS	DOLLARS (000)		
1. KAISER-HILL COMPANY LLC	194,336	1. LOCKHEED MARTIN CORPORATION	699,220		
2. MIDWEST RESEARCH INST INC	178,835	2. I T T INDUSTRIES INC	295,358		
3. BALL CORPORATION	72,412	3. BALL CORPORATION	140,691		
4. INTERNATIONAL BUSINESS MACHINE	67,232	4. FOSTER WHEELER LTD	84,231		
5. SAFEGUARD SCIENTIFICS INC	65,645	5. TRW INC	82,353		
6. LOCKHEED MARTIN CORPORATION	57,530	6. AGILENT TECHNOLOGIES INC	76,047		
7. EQUIS CORPORATION	40,080	7. CH2M HILL COMPANIES LTD	55,618		
8. UNIVERSITY OF COLORADO	38,212	8. BERKSHIRE HATHAWAY INC	47,374		
9. FIRST PRESTON MANAGEMENT INC	33,200	9. SPACE IMAGING LLC	44,459		
10. M C D S INC	28,281	10. NORTHROP GRUMMAN CORPORATION	38,393		

FEDERAL PROCUREMENT DATA SYSTEM
FEDERAL PROCUREMENT DOLLARS BY STATE
 Fiscal Year 2002 Through Fourth Quarter

CONNECTICUT

Population 3,405,565

Total Procurement By Place of Performance 5,960,057

Per Capita Procurement \$1,750.09

Rank Per Capita 6

Rank Per Capita Last Year 6

TOP FIVE COUNTIES					
NAME OF COUNTIES	CIVILIAN AGENCIES		DEPT OF DEFENSE		TOTAL (000)
	SMALL DIS-ADVANTAGED (000)	OTHER (000)	SMALL-DIS ADVANTAGED (000)	OTHER (000)	
1. HARTFORD	5,005	117,153	8,266	2,279,705	2,410,129
2. NEW LONDON	969	12,604	7,515	2,030,000	2,051,088
3. FAIRFIELD	1,530	121,714	1,012	1,092,546	1,216,802
4. NEW HAVEN	7,442	100,729	2,716	97,243	208,130
5. MIDDLESEX	0	1,057	43	24,502	25,602
TOP FIVE AGENCIES WITH PLACE OF PERFORMANCE IN THIS STATE (000)					
1. DEFENSE, DEPARTMENT OF					5,589,075
2. NATIONAL AERONAUTICS AND SPACE ADMINISTRATION					112,390
3. VETERANS AFFAIRS, DEPARTMENT OF					72,238
4. EDUCATION, DEPARTMENT OF					56,367
5. TRANSPORTATION, DEPARTMENT OF					29,488
TOP FIVE CONTRACTING OFFICES LOCATED IN THIS STATE (000)					
NAVY, SHIPBUILDING CONVERSION, GROTON					89,611
VA MEDICAL CENTER, WEST HAVEN					26,567
ARMY, USPFO FOR CONNECTICUT, HARTFORD					9,951
TRANSPORTATION, COAST GUARD, GROTON					7,422
NAVY, NSSF SUPPLY OPERATIONS, GROTON					3,640
TYPE OF PRODUCT OR SERVICE	SMALL BUSINESS (000)	LARGE BUSINESS (000)	STATE & LOCAL GOV'T (000)	NON-PROFIT & OTHER (000)	TOTAL (000)
CONSTRUCTION	31,337	34,728	0	0	66,065
R & D	41,397	993,845	1,774	6,995	1,044,011
SERVICES	65,821	595,917	2,133	12,180	676,051
SUPPLIES & EQUIPMENT	255,164	3,601,037	0	317,729	4,173,930
TOTAL	393,719	5,225,527	3,907	336,904	5,960,057
TOP CONTRACTORS PERFORMING IN THIS STATE					
CIVILIAN AGENCIES CONTRACTORS	DOLLARS (000)	DEPARTMENT OF DEFENSE CONTRACTORS		DOLLARS (000)	
1. UNITED TECHNOLOGIES CORPORATION	104,836	1. UNITED TECHNOLOGIES CORP		2,840,006	
2. COMPUTER SCIENCES CORPORATION	55,987	2. GENERAL DYNAMICS CORPORATION		1,878,612	
3. KONINKLIJKE PHILIPS ELECTRONIC	35,927	3. ENSIGN-BRICKFORD INDUSTRIES INC		45,739	
4. LOUIS DREYFUS ET CIE	12,046	4. ANALYSIS TECHNOLOGY INC		44,947	
5. THE DOW CHEMICAL COMPANY	11,484	5. ENGINEERED SUPPORT SYSTEMS INC		44,808	
6. YALE UNIVERSITY	7,949	6. DYNAMIC GUNVER TECHNOLOGIES		44,034	
7. GLOBAL ASSOCIATES LTD INC	7,846	7. GOODRICH CORPORATION		33,928	
8. FUJI PHOTO FILM CO. LTD	7,420	8. UNITED DOMINION INDUSTRIES INC		30,494	
9. DELOITTE & TOUCHE L.L.P	6,982	9. PURDY CORPORATION		28,979	
10. SECTEK INC	3,668	10. SEMPRA ENERGY		27,625	

FEDERAL PROCUREMENT DATA SYSTEM
FEDERAL PROCUREMENT DOLLARS BY STATE
 Fiscal Year 2002 Through Fourth Quarter

DELAWARE

Population 783,600

Total Procurement By Place of Performance 165,167

Per Capita Procurement \$210.77

Rank Per Capita 51

Rank Per Capita Last Year 51

TOP FIVE COUNTIES					
NAME OF COUNTIES	CIVILIAN AGENCIES		DEPT OF DEFENSE		TOTAL (000)
	SMALL DIS-ADVANTAGED (000)	OTHER (000)	SMALL-DIS ADVANTAGED (000)	OTHER (000)	
1. KENT	362	1,367	10,690	86,030	98,449
2. NEW CASTLE	4,792	29,379	289	27,826	62,286
3. SUSSEX	0	666	151	3,615	4,432
TOP FIVE AGENCIES WITH PLACE OF PERFORMANCE IN THIS STATE (000)					
1. DEFENSE, DEPARTMENT OF					128,601
2. ENVIRONMENTAL PROTECTION AGENCY					10,566
3. GENERAL SERVICES ADMINISTRATION					9,947
4. VETERANS AFFAIRS, DEPARTMENT OF					5,334
5. HEALTH AND HUMAN SERVICES, DEPARTMENT OF					2,322
TOP FIVE CONTRACTING OFFICES LOCATED IN THIS STATE (000)					
USAF, 436 CONS/LGC, DOVER AFB					41,232
VA MEDICAL/RO CENTER, WILMINGTON					7,201
ARMY, USPFO FOR DELAWARE, NEW CASTLE					2,852
AGRICULTURE, FARMERS HOME ADMINISTRATION, DOVER					14
TYPE OF PRODUCT OR SERVICE	SMALL BUSINESS (000)	LARGE BUSINESS (000)	STATE & LOCAL GOV'T (000)	NON-PROFIT & OTHER (000)	TOTAL (000)
CONSTRUCTION	25,459	44,676	0	0	70,135
R & D	4,013	74	0	255	4,342
SERVICES	21,278	18,494	516	11,530	51,818
SUPPLIES & EQUIPMENT	11,599	25,675	0	1,598	38,872
TOTAL	62,349	88,919	516	13,383	165,167
TOP CONTRACTORS PERFORMING IN THIS STATE					
CIVILIAN AGENCIES CONTRACTORS	DOLLARS (000)	DEPARTMENT OF DEFENSE CONTRACTORS		DOLLARS (000)	
1. GUARDIAN ENVIRONMENTAL SERVICE	6,100	1. NASON CONSTRUCTION INC		16,672	
2. TETRA TECH INC	3,954	2. HUNT BUILDING CORPORATION		15,878	
3. AGILENT TECHNOLOGIES INC	3,914	3. ILC INDUSTRIES INC		12,854	
4. BOB SMITH CONTRACTORS INC	2,859	4. CAESAR RODNEY SCHOOL DISTRICT		8,670	
5. ENVIRONMENTAL & DEMOLITION SERVC	2,526	5. THE AULSON CO INC		4,077	
6. QUALITY ELEVATOR CO INC	1,478	6. DAY CONSTRUCTION CORPORATION		3,683	
7. CONECTIV INC	814	7. E I DU PONT DE NEMOURS & COM		3,512	
8. TBI BEHEER BV	725	8. CITY OF DOVER		3,360	
9. ARMSTRONG ELEVATOR CO	718	9. MITTEN CONSTRUCTION CO		3,331	
10. TEACHERS INS AND ANNUITY	658	10. DIMO CORP		3,100	

FEDERAL PROCUREMENT DATA SYSTEM
FEDERAL PROCUREMENT DOLLARS BY STATE
 Fiscal Year 2002 Through Fourth Quarter

DISTRICT OF COLUMBIA

Population 572,059

Total Procurement By Place of Performance 10,585,931

Per Capita Procurement \$18,504.96

Rank Per Capita 1

Rank Per Capita Last Year 1

TOP FIVE COUNTIES					
NAME OF COUNTIES	CIVILIAN AGENCIES		DEPT OF DEFENSE		TOTAL (000)
	SMALL DIS-ADVANTAGED (000)	OTHER (000)	SMALL-DIS ADVANTAGED (000)	OTHER (000)	
1. DISTRICT OF COLUMBIA	1,130,205	7,579,776	159,402	1,716,548	10,585,931
TOP FIVE AGENCIES WITH PLACE OF PERFORMANCE IN THIS STATE (000)					
1. GENERAL SERVICES ADMINISTRATION					2,668,226
2. DEFENSE, DEPARTMENT OF					1,875,950
3. TREASURY, DEPARTMENT OF THE					1,284,895
4. TRANSPORTATION, DEPARTMENT OF					1,055,190
5. JUSTICE, DEPARTMENT OF					871,990
TOP FIVE CONTRACTING OFFICES LOCATED IN THIS STATE (000)					
NAVY, SEA SYSTEMS COMMAND					7,462,815
ARMY, DEFENSE SUPPLY SERVICE					1,749,054
TRANSPORTATION, OFFICE OF ACQUISITION					969,851
EDUCATION, CONTRACTS AND PURCHASING OPERATION					932,583
GSA/PUBLIC BUILDINGS SERVICE					932,379
TYPE OF PRODUCT OR SERVICE	SMALL BUSINESS (000)	LARGE BUSINESS (000)	STATE & LOCAL GOV'T (000)	NON-PROFIT & OTHER (000)	TOTAL (000)
CONSTRUCTION	248,175	435,673	0	4,083	687,931
R & D	82,527	631,565	50	117,640	831,782
SERVICES	1,959,167	5,445,961	10,321	341,359	7,756,808
SUPPLIES & EQUIPMENT	488,522	777,441	15,035	28,412	1,309,410
TOTAL	2,778,391	7,290,640	25,406	491,494	10,585,931
TOP CONTRACTORS PERFORMING IN THIS STATE					
CIVILIAN AGENCIES CONTRACTORS	DOLLARS (000)	DEPARTMENT OF DEFENSE CONTRACTORS		DOLLARS (000)	
1. LOCKHEED MARTIN CORPORATION	737,735	1. A T & T CORPORATION	215,975		
2. INTERNATIONAL BUSINESS MACHINE	397,914	2. WTAK-2 INC	102,520		
3. SCIENCE APPLICATIONS INTL CORP	355,760	3. W P P GROUP PLC	84,009		
4. ARCHSTONE-SMITH	276,002	4. PEPSCO SERVICES INC	67,317		
5. ACCENTURE LTD	227,749	5. GOVERNMENT OF SINGAPORE	56,806		
6. NORTHROP GRUMMAN CORPORATION	155,878	6. JOHNSON CONTROLS INC	47,635		
7. UNISYS CORPORATION	132,845	7. STAR FLITE BOATS INC	43,289		
8. CACI INTERNATIONAL INC	130,618	8. THE CARLYLE GROUP	32,614		
9. DAIMLERCHRYSLER AG	121,255	9. ITT INDUSTRIES INC	32,577		
10. TBI BEHEER BV	114,022	10. COAKLEY & WILLIAMS CONSTR	30,537		

FEDERAL PROCUREMENT DATA SYSTEM
FEDERAL PROCUREMENT DOLLARS BY STATE
 Fiscal Year 2002 Through Fourth Quarter

FLORIDA

Population 15,982,378

Total Procurement By Place of Performance 8,587,411

Per Capita Procurement \$537.30

Rank Per Capita 29

Rank Per Capita Last Year 25

TOP FIVE COUNTIES					
NAME OF COUNTIES	CIVILIAN AGENCIES		DEPT OF DEFENSE		TOTAL (000)
	SMALL DIS-ADVANTAGED (000)	OTHER (000)	SMALL-DIS ADVANTAGED (000)	OTHER (000)	
1. ORANGE	6,127	100,259	57,016	1,758,200	1,921,602
2. BREVARD	40,136	789,790	52,996	1,036,713	1,919,635
3. OKALOOSA	5,043	29,288	131,828	580,225	746,384
4. PINELLAS	3,451	77,021	7,791	633,362	721,625
5. PALM BEACH	21,680	122,724	667	538,409	683,480
TOP FIVE AGENCIES WITH PLACE OF PERFORMANCE IN THIS STATE (000)					
1. DEFENSE, DEPARTMENT OF					6,646,134
2. NATIONAL AERONAUTICS AND SPACE ADMINISTRATION					787,242
3. GENERAL SERVICES ADMINISTRATION					367,246
4. VETERANS AFFAIRS, DEPARTMENT OF					210,456
5. STATE, DEPARTMENT OF					154,152
TOP FIVE CONTRACTING OFFICES LOCATED IN THIS STATE (000)					
NASA, KENNEDY SPACE CENTER					835,849
DOD, SPECIAL OPERATIONS COMMAND, MACDILL AFB					519,060
USAF,AAC/YAK, ELGIN AFB					347,799
USAF,45 CONS/LGC, PATRICK AFB					309,676
USAF, AAC/PKZA, ELGIN AFB					254,020
TYPE OF PRODUCT OR SERVICE	SMALL BUSINESS (000)	LARGE BUSINESS (000)	STATE & LOCAL GOV'T (000)	NON-PROFIT & OTHER (000)	TOTAL (000)
CONSTRUCTION	312,020	498,762	0	27,991	838,773
R & D	137,386	1,414,021	151	104,102	1,655,660
SERVICES	925,201	1,999,087	18,733	76,264	3,019,285
SUPPLIES & EQUIPMENT	633,762	2,305,761	74	134,096	3,073,693
TOTAL	2,008,369	6,217,631	18,958	342,453	8,587,411
TOP CONTRACTORS PERFORMING IN THIS STATE					
CIVILIAN AGENCIES CONTRACTORS	DOLLARS (000)	DEPARTMENT OF DEFENSE CONTRACTORS		DOLLARS (000)	
1. SPACE GATEWAY SUPPORT	310,403	1. LOCKHEED MARTIN CORPORATION		897,114	
2. DYNCORP	122,731	2. NORTHROP GRUMMAN CORPORATION		591,606	
3. DICK CORPORATION	120,359	3. UNITED TECHNOLOGIES CORP		484,965	
4. DELTA LAUNCH SERVICES INC	91,982	4. LONGBOW LIMITED LIABILITY CORP		411,099	
5. CLARK ENTERPRISES INC	88,324	5. RAYTHEON COMPANY		296,383	
6. UNITED TECHNOLOGIES CORPORATION	85,257	6. GENERAL DYNAMICS CORPORATION		219,416	
7. THE BOEING COMPANY	81,126	7. HARRIS CORPORATION		173,307	
8. AMERISOURCEBERGEN CORPORATION	50,902	8. JACOBS ENGINEERING GROUP INC		170,496	
9. ELECTRONIC DATA SYSTEMS CORP	44,815	9. HONEYWELL INTERNATIONAL INC		120,991	
10. SPACEHAB INC.	41,801	10. D H B INDUSTRIES INC		77,776	

FEDERAL PROCUREMENT DATA SYSTEM
FEDERAL PROCUREMENT DOLLARS BY STATE
 Fiscal Year 2002 Through Fourth Quarter

GEORGIA

Population 8,186,453

Total Procurement By Place of Performance 6,874,256

Per Capita Procurement \$839.71

Rank Per Capita 19

Rank Per Capita Last Year 16

TOP FIVE COUNTIES					
NAME OF COUNTIES	CIVILIAN AGENCIES		DEPT OF DEFENSE		TOTAL (000)
	SMALL DIS-ADVANTAGED (000)	OTHER (000)	SMALL-DIS ADVANTAGED (000)	OTHER (000)	
1. COBB	216	57,343	5,545	4,093,165	4,156,269
2. FULTON	104,279	614,634	54,297	329,290	1,102,500
3. HOUSTON	10,136	46,230	44,289	138,086	238,741
4. CHATHAM	1,045	16,874	5,172	142,192	165,283
5. RICHMOND	373	436	18,282	122,441	141,532
TOP FIVE AGENCIES WITH PLACE OF PERFORMANCE IN THIS STATE (000)					
1. DEFENSE, DEPARTMENT OF					5,700,286
2. HEALTH AND HUMAN SERVICES, DEPARTMENT OF					360,133
3. GENERAL SERVICES ADMINISTRATION					338,043
4. TREASURY, DEPARTMENT OF THE					108,821
5. AGRICULTURE, DEPARTMENT OF					66,092
TOP FIVE CONTRACTING OFFICES LOCATED IN THIS STATE (000)					
HHS, CENTERS FOR DISEASE CONTROL, ATLANTA					760,331
USAF, WR-ALC/LRK, ROBINS AFB					687,144
USAF, ALC/LVH, ROBINS AFB					624,289
ARMY, ENGINEER DISTRICT, SAVANNAH					452,778
USAF, ALC/LFK, ROBINS AFB					354,169
TYPE OF PRODUCT OR SERVICE	SMALL BUSINESS (000)	LARGE BUSINESS (000)	STATE & LOCAL GOV'T (000)	NON-PROFIT & OTHER (000)	TOTAL (000)
CONSTRUCTION	214,618	364,581	0	0	579,199
R & D	19,860	620,670	0	42,519	683,049
SERVICES	518,518	863,563	6,972	94,552	1,483,605
SUPPLIES & EQUIPMENT	235,971	3,842,535	1,390	48,507	4,128,403
TOTAL	988,967	5,691,349	8,362	185,578	6,874,256
TOP CONTRACTORS PERFORMING IN THIS STATE					
CIVILIAN AGENCIES CONTRACTORS	DOLLARS (000)	DEPARTMENT OF DEFENSE CONTRACTORS		DOLLARS (000)	
1. GILBANE BUILDING COMPANY	69,039	1. LOCKHEED MARTIN CORPORATION	4,070,054		
2. HOCHTIEF AG	64,257	2. GENERAL DYNAMICS CORPORATION	130,938		
3. NORTHROP GRUMMAN CORPORATION	54,682	3. GEORGIA TECH RESEARCH CORP	75,756		
4. LOCKHEED MARTIN CORPORATION	31,128	4. MC KNIGHT CONSTRUCTION CO INC	60,336		
5. THE SOUTHERN COMPANY	28,869	5. PHILIPP HOLZMANN AG	44,963		
6. ATLANTA CITY OF	28,748	6. DATAPATH INC	37,680		
7. ELECTRONIC DATA SYSTEMS CORP	24,210	7. THE CARLYLE GROUP	32,532		
8. SKANSKA AB	19,867	8. THEODOR WILLE INTERTRADE GMBH	32,317		
9. HENLYS GROUP PLC	19,681	9. THE SOUTHERN COMPANY	28,811		
10. BEST ASSETS-CITY WEST JV	18,173	10. L-3 COMMUNICATIONS HOLDING INC	28,768		

FEDERAL PROCUREMENT DATA SYSTEM
FEDERAL PROCUREMENT DOLLARS BY STATE
 Fiscal Year 2002 Through Fourth Quarter

HAWAII

Population 1,211,537

Total Procurement By Place of Performance 1,543,581

Per Capita Procurement \$1,274.06

Rank Per Capita 8

Rank Per Capita Last Year 8

TOP FIVE COUNTIES					
NAME OF COUNTIES	CIVILIAN AGENCIES		DEPT OF DEFENSE		TOTAL (000)
	SMALL DIS-ADVANTAGED (000)	OTHER (000)	SMALL-DIS ADVANTAGED (000)	OTHER (000)	
1. HONOLULU (COUNTY)	35,669	83,001	257,953	1,037,925	1,414,548
2. KAUAI (COUNTY)	246	1,935	11,456	38,747	52,384
3. MAUI (COUNTY)	1,690	17,291	1,081	27,253	47,315
4. HAWAII (COUNTY)	914	9,583	8,735	10,102	29,334
TOP FIVE AGENCIES WITH PLACE OF PERFORMANCE IN THIS STATE (000)					
1. DEFENSE, DEPARTMENT OF					1,393,252
2. GENERAL SERVICES ADMINISTRATION					45,671
3. AGRICULTURE, DEPARTMENT OF					24,051
4. TRANSPORTATION, DEPARTMENT OF					19,457
5. INTERIOR, DEPARTMENT OF THE					12,415
TOP FIVE CONTRACTING OFFICES LOCATED IN THIS STATE (000)					
NAVY, FACILITIES ENGINEERING COMMAND, PEARL HARBOR					581,103
ARMY, ENGINEER DISTRICT, FORT SHAFTER					166,393
USAF, 15 CONS/LGC, HICKHAM AFB					135,329
ARMY, HAWAII GARRISON, FORT SHAFTER					132,681
NAVY, FLEET & INDUSTRIAL SUPPLY CENTER, PEARL HARBOR					109,314
TYPE OF PRODUCT OR SERVICE	SMALL BUSINESS (000)	LARGE BUSINESS (000)	STATE & LOCAL GOV'T (000)	NON-PROFIT & OTHER (000)	TOTAL (000)
CONSTRUCTION	176,425	368,892	0	0	545,317
R & D	32,643	25,235	180	25,730	83,788
SERVICES	251,484	327,457	1,054	27,104	607,099
SUPPLIES & EQUIPMENT	71,933	234,339	531	574	307,377
TOTAL	532,485	955,923	1,765	53,408	1,543,581
TOP CONTRACTORS PERFORMING IN THIS STATE					
CIVILIAN AGENCIES CONTRACTORS	DOLLARS (000)	DEPARTMENT OF DEFENSE CONTRACTORS		DOLLARS (000)	
1. MAUI LAND & PINEAPPLE COMPANY	13,955	1. DICK CORPORATION		151,699	
2. OCEANTRONICS INC	11,397	2. NAN INC		91,504	
3. PACIFIC EDUCATIONAL FOUNDATION	10,208	3. NORTHROP GRUMMAN CORPORATION		83,051	
4. UNIVERSITY OF HAWAII	6,596	4. TESORO PETROLEUM CORPORATION		78,357	
5. JARRETT TECHNOLOGY SOLUTIONS INC	6,515	5. PARSONS-UXB (JOINT VENTURE)		66,489	
6. OCEANIC COMPANIES INC	5,809	6. NOVA GROUP INC		37,470	
7. COMMERCIAL DATA SYSTEMS INC	5,495	7. ITT INDUSTRIES INC		33,900	
8. NORTHWEST REGIONAL EDUCATIONAL	4,285	8. RAYTHEON SERVICE COMPANY INC		30,130	
9. AQUATIC FARMS LTD	4,064	9. ACTUS LEND LEASE LLC		28,776	
10. MARISCO LTD	3,628	10. HAWAIIAN ELECTRIC INDUSTRIES INC		28,509	

FEDERAL PROCUREMENT DATA SYSTEM
FEDERAL PROCUREMENT DOLLARS BY STATE
 Fiscal Year 2002 Through Fourth Quarter

IDAHO

Population 1,293,953

Total Procurement By Place of Performance 1,268,580

Per Capita Procurement \$980.39

Rank Per Capita 10

Rank Per Capita Last Year 7

TOP FIVE COUNTIES					
NAME OF COUNTIES	CIVILIAN AGENCIES		DEPT OF DEFENSE		TOTAL (000)
	SMALL DIS-ADVANTAGED (000)	OTHER (000)	SMALL-DIS ADVANTAGED (000)	OTHER (000)	
1. BONNEVILLE	11,181	787,211	3,310	2,215	803,917
2. KOOTENAI	1,205	145,857	12	6,615	153,689
3. ADA	4,275	88,704	3,084	19,764	115,827
4. CANYON	234	39,825	411	30,931	71,401
5. ELMORE	267	681	7,826	30,516	39,290
TOP FIVE AGENCIES WITH PLACE OF PERFORMANCE IN THIS STATE (000)					
1. ENERGY, DEPARTMENT OF					796,054
2. AGRICULTURE, DEPARTMENT OF					179,142
3. DEFENSE, DEPARTMENT OF					126,499
4. INTERIOR, DEPARTMENT OF THE					44,511
5. VETERANS AFFAIRS, DEPARTMENT OF					37,268
TOP FIVE CONTRACTING OFFICES LOCATED IN THIS STATE (000)					
ENERGY, IDAHO OPERATIONS OFFICE, IDAHO FALLS					790,891
AGRICULTURE, FORREST SERVICE, BOISE					229,401
INTERIOR, OFF OF POLICY & BUDGET, AIRCRAFT SVC, BOISE					85,268
INTERIOR, BUREAU OF RECLAMATION, BOISE					46,057
USAF, 366 CONS/CC, MOUNTAIN HOME AFB					31,083
TYPE OF PRODUCT OR SERVICE	SMALL BUSINESS (000)	LARGE BUSINESS (000)	STATE & LOCAL GOV'T (000)	NON-PROFIT & OTHER (000)	TOTAL (000)
CONSTRUCTION	43,021	11,834	0	32	54,887
R & D	4,187	5,117	0	121	9,425
SERVICES	235,424	805,406	2,626	3,901	1,047,357
SUPPLIES & EQUIPMENT	39,286	115,746	25	1,854	156,911
TOTAL	321,918	938,103	2,651	5,908	1,268,580
TOP CONTRACTORS PERFORMING IN THIS STATE					
CIVILIAN AGENCIES CONTRACTORS	DOLLARS (000)	DEPARTMENT OF DEFENSE CONTRACTORS		DOLLARS (000)	
1. BECHTEL GROUP INC	675,038	1. GORES TECHNOLOGY GROUP INC		41,589	
2. RIVER CITY HELICOPTERS INC	133,496	2. INTERMOUNTAIN INDUSTRIES INC		11,344	
3. FOSTER WHEELER LTD	53,818	3. EVERGREENE CONSTRUCTION L C		9,308	
4. BRITISH NUCLEAR FUELS PLC	52,622	4. B A E SYSTEMS PLC		5,117	
5. GORES TECHNOLOGY GROUP INC	37,535	5. CRISTOBAL CONSTRUCTION INC		4,862	
6. GTSI CORP	13,049	6. IDACORP INC		3,805	
7. MOUNTAIN STATES GROUP INC	10,677	7. PORTAGE ENVIRONMENTAL INC		3,041	
8. PORTAGE ENVIRONMENTAL INC	9,547	8. CONSOLIDATED SUPPORT SERVICES		2,931	
9. RSCI	7,950	9. CH2M HILL COMPANIES LTD		1,957	
10. SUNSHINE MINTING INC	7,733	10. SATELLITE SERVICES INC		1,911	

FEDERAL PROCUREMENT DATA SYSTEM
FEDERAL PROCUREMENT DOLLARS BY STATE
 Fiscal Year 2002 Through Fourth Quarter

ILLINOIS

Population 12,419,293

Total Procurement By Place of Performance 3,828,939

Per Capita Procurement \$308.30

Rank Per Capita 42

Rank Per Capita Last Year 43

TOP FIVE COUNTIES					
NAME OF COUNTIES	CIVILIAN AGENCIES		DEPT OF DEFENSE		TOTAL (000)
	SMALL DIS-ADVANTAGED (000)	OTHER (000)	SMALL-DIS ADVANTAGED (000)	OTHER (000)	
1. COOK	47,513	574,288	11,907	852,674	1,486,382
2. WILL	0	529,885	0	446	530,331
3. LAKE	4,135	74,458	18,797	234,163	336,553
4. KANE	0	295,291	0	11	295,302
5. SAINT CLAIR	5,105	132,734	21,239	111,820	270,898
TOP FIVE AGENCIES WITH PLACE OF PERFORMANCE IN THIS STATE (000)					
1. DEFENSE, DEPARTMENT OF					1,931,482
2. ENERGY, DEPARTMENT OF					839,082
3. GENERAL SERVICES ADMINISTRATION					331,162
4. VETERANS AFFAIRS, DEPARTMENT OF					226,936
5. AGRICULTURE, DEPARTMENT OF					139,288
TOP FIVE CONTRACTING OFFICES LOCATED IN THIS STATE (000)					
ARMY, INDUSTRIAL OPERATIONS, ROCK ISLAND					2,550,277
DOD, DEFENSE INFORMATION SYSTEMS AGENCY, SCOTT AFB					2,001,255
ENERGY, CHICAGO OPERATIONS OFFICE, ARGONNE					1,515,144
USAF, HQ AMC/DOK, SCOTT AFB					1,404,708
ARMY, TACOM, ROCK ISLAND					501,795
TYPE OF PRODUCT OR SERVICE	SMALL BUSINESS (000)	LARGE BUSINESS (000)	STATE & LOCAL GOV'T (000)	NON-PROFIT & OTHER (000)	TOTAL (000)
CONSTRUCTION	121,352	198,056	0	2,765	322,173
R & D	14,871	164,168	0	69,147	248,186
SERVICES	227,082	718,691	15,185	925,907	1,886,865
SUPPLIES & EQUIPMENT	403,132	924,861	0	43,722	1,371,715
TOTAL	766,437	2,005,776	15,185	1,041,541	3,828,939
TOP CONTRACTORS PERFORMING IN THIS STATE					
CIVILIAN AGENCIES CONTRACTORS	DOLLARS (000)	DEPARTMENT OF DEFENSE CONTRACTORS	DOLLARS (000)		
1. THE UNIVERSITY OF CHICAGO	532,102	1. NORTHROP GRUMMAN CORPORATION	404,086		
2. UNIVERSITIES RESEARCH ASSOCIATION	295,291	2. LEO BURNETT USA INC	176,059		
3. AMERISOURCEBERGEN CORPORATION	101,922	3. I I T RESEARCH INSTITUTE	97,641		
4. NORTHROP GRUMMAN CORPORATION	71,330	4. GENERAL DYNAMICS CORPORATION	88,003		
5. GOLDEN FEATHER REALTY SERVICES	44,148	5. CATERPILLAR INC	78,496		
6. MOTOROLA INC	42,081	6. CLARK BLINDERMAN KNIGHT LLC	77,715		
7. ARCHER DANIELS MIDLAND COMPANY	40,195	7. MASSMAN CONSTRUCTION CO	46,594		
8. BUHRMANN NV	37,391	8. BELLEVILLE SHOE MANUFACTURING	38,892		
9. CHERRY MEAT PACKERS, INC	28,050	9. CDW COMPUTER CENTERS INC	30,129		
10. GENERAL SECURITY SERVICES CORP	25,610	10. SUPPLYCORE INC	29,213		

FEDERAL PROCUREMENT DATA SYSTEM
FEDERAL PROCUREMENT DOLLARS BY STATE
 Fiscal Year 2002 Through Fourth Quarter

INDIANA

Population 6,080,485

Total Procurement By Place of Performance 2,439,022

Per Capita Procurement \$401.12

Rank Per Capita 36

Rank Per Capita Last Year 32

NAME OF COUNTIES	CIVILIAN AGENCIES		DEPT OF DEFENSE		TOTAL (000)
	SMALL DIS-ADVANTAGED (000)	OTHER (000)	SMALL-DIS ADVANTAGED (000)	OTHER (000)	
1. MARION	5,699	154,148	4,085	621,511	785,443
2. ST. JOSEPH	0	82,714	6,898	377,377	466,989
3. ALLEN	79	42,567	349	319,102	362,097
4. CLARK	1,575	157,182	31	6,846	165,634
5. VIGO	242	110,253	72	23,999	134,566
TOP FIVE AGENCIES WITH PLACE OF PERFORMANCE IN THIS STATE (000)					
1. DEFENSE, DEPARTMENT OF					1,767,006
2. COMMERCE, DEPARTMENT OF					163,608
3. VETERANS AFFAIRS, DEPARTMENT OF					153,644
4. JUSTICE, DEPARTMENT OF					120,129
5. HEALTH AND HUMAN SERVICES, DEPARTMENT OF					63,348
TOP FIVE CONTRACTING OFFICES LOCATED IN THIS STATE (000)					
NAVY, SURFACE WARFARE CENTER, CRANE NAVWSC					658,140
COMMERCE, BUREAU OF THE CENSUS, JEFFERSONVILLE					276,031
TREASURY, CUSTOMS NATIONAL LOGISTICS CTR, INDIANAPOLIS					144,971
VA MEDICAL CENTER, INDIANAPOLIS					44,695
ARMY, USPFO FOR INDIANA, INDIANAPOLIS					15,782
TYPE OF PRODUCT OR SERVICE	SMALL BUSINESS (000)	LARGE BUSINESS (000)	STATE & LOCAL GOV'T (000)	NON-PROFIT & OTHER (000)	TOTAL (000)
CONSTRUCTION	45,422	136,519	0	36	181,977
R & D	10,042	171,686	0	13,277	195,005
SERVICES	77,627	423,082	8,222	12,475	521,406
SUPPLIES & EQUIPMENT	254,545	1,200,556	31	85,502	1,540,634
TOTAL	387,636	1,931,843	8,253	111,290	2,439,022
TOP CONTRACTORS PERFORMING IN THIS STATE					
CIVILIAN AGENCIES CONTRACTORS	DOLLARS (000)	DEPARTMENT OF DEFENSE CONTRACTORS		DOLLARS (000)	
1. HEWLETT PACKARD	156,203	1. THE RENCO GROUP INC		336,676	
2. CLARK ENTERPRISES INC	107,500	2. RAYTHEON COMPANY		281,516	
3. AMERISOURCEBERGEN CORPORATION	92,477	3. CARDINAL HEALTH INC		102,322	
4. ANTHEM INC	54,336	4. ROLLS-ROYCE PLC		94,750	
5. ITT INDUSTRIES INC	24,516	5. ITT INDUSTRIES INC		91,842	
6. AMERICAN MANAGEMENT SYSTEMS INC	16,020	6. TBI BEHEER BV		80,687	
7. INDIANA UNIVERSITY	13,340	7. AMERIQUAL GROUP LLC		68,037	
8. KIMBALL INTERNATIONAL INC	11,691	8. PETROLEUM TRADERS CORPORATION		42,620	
9. MANAGEMENT AND TRAINING CORP	11,361	9. ROLLS-ROYCE CORPORATION		42,468	
10. ITT INDUSTRIES INC	8,881	10. LIGHT HELICOPTER TURBINE ENGINES		35,151	

FEDERAL PROCUREMENT DATA SYSTEM
FEDERAL PROCUREMENT DOLLARS BY STATE
 Fiscal Year 2002 Through Fourth Quarter

IOWA

Population 2,926,324

Total Procurement By Place of Performance 766,628

Per Capita Procurement \$261.97

Rank Per Capita 49

Rank Per Capita Last Year 46

TOP FIVE COUNTIES					
NAME OF COUNTIES	CIVILIAN AGENCIES		DEPT OF DEFENSE		TOTAL (000)
	SMALL DIS- ADVAN- TAGED (000)	OTHER (000)	SMALL-DIS ADVAN- TAGED (000)	OTHER (000)	
1. LINN	435	39,522	90	325,365	365,412
2. POLK	6,737	28,632	1,838	55,343	92,550
3. JOHNSON	2,038	62,775	0	2,040	66,853
4. STORY	2,714	38,239	0	4,142	45,095
5. SCOTT	338	873	140	41,211	42,562
TOP FIVE AGENCIES WITH PLACE OF PERFORMANCE IN THIS STATE (000)					
1. DEFENSE, DEPARTMENT OF					502,980
2. EDUCATION, DEPARTMENT OF					57,882
3. AGRICULTURE, DEPARTMENT OF					36,033
4. VETERANS AFFAIRS, DEPARTMENT OF					32,995
5. HEALTH AND HUMAN SERVICES, DEPARTMENT OF					30,571
TOP FIVE CONTRACTING OFFICES LOCATED IN THIS STATE (000)					
ARMY, USPFO FOR IOWA, JOHNSTON					11,584
AGRICULTURE, RESEARCH SERVICE, AMES					1,940
GSA, PUBLIC BUILDINGS SERVICE, DES MOINES					510
AGRICULTURE, SOIL CONSERVATION SERVICE, DES MOINES					443
NAVY, RESERVE OFFICERS TRAINING, AMES					301
TYPE OF PRODUCT OR SERVICE	SMALL BUSINESS (000)	LARGE BUSINESS (000)	STATE & LOCAL GOV'T (000)	NON- PROFIT & OTHER (000)	TOTAL (000)
CONSTRUCTION	39,708	2,953	0	163	42,824
R & D	3,419	20,276	0	10,522	34,217
SERVICES	18,288	161,177	2,328	48,470	230,263
SUPPLIES & EQUIPMENT	33,138	403,649	79	22,458	459,324
TOTAL	94,553	588,055	2,407	81,613	766,628
TOP CONTRACTORS PERFORMING IN THIS STATE					
CIVILIAN AGENCIES CONTRACTORS	DOLLARS (000)	DEPARTMENT OF DEFENSE CONTRACTORS		DOLLARS (000)	
1. PEARSON PLC	47,888	1. ROCKWELL COLLINS INC		208,370	
2. IOWA STATE UNIVERSITY	31,577	2. TBI BEHEER BV		73,930	
3. POONGSAN CORPORATION	22,163	3. BAE SYS/ROCKWELL COLLINS DATA		57,131	
4. ACT INC	17,906	4. DEERE & COMPANY		21,087	
5. ROCKWELL COLLINS INC	15,823	5. NORTHROP GRUMMAN CORPORATION		14,711	
6. IOWA FOUNDATION FOR MEDICAL CARE	13,748	6. GOODRICH CORPORATION		11,995	
7. STATE UNIVERSITY OF IOWA	8,172	7. MILAN AMERICAN ORDINANCE OPERA		11,005	
8. CHANNELL CONSTRUCTION COMPANY	7,954	8. AMERICAN ORDNANCE LLC		10,505	
9. MANAGEMENT AND TRAINING CORP	7,928	9. J F BRENNAN CO INC		10,088	
10. UNIVERSITY OF IOWA	6,969	10. IOWA FOUNDATION FOR MED CARE		9,747	

FEDERAL PROCUREMENT DATA SYSTEM
FEDERAL PROCUREMENT DOLLARS BY STATE
 Fiscal Year 2002 Through Fourth Quarter

KANSAS

Population 2,688,418

Total Procurement By Place of Performance 1,399,884

Per Capita Procurement \$520.70

Rank Per Capita 31

Rank Per Capita Last Year 30

TOP FIVE COUNTIES					
NAME OF COUNTIES	CIVILIAN AGENCIES		DEPT OF DEFENSE		TOTAL (000)
	SMALL DIS-ADVANTAGED (000)	OTHER (000)	SMALL-DIS ADVANTAGED (000)	OTHER (000)	
1. SEDGWICK	2,889	21,302	10,177	607,732	642,100
2. LEAVENWORTH	375	152,898	4,750	123,281	281,304
3. JOHNSON	1,120	103,895	215	36,503	141,733
4. RILEY	0	0	23,775	52,646	76,421
5. COWLEY	0	5,005	0	67,199	72,204
TOP FIVE AGENCIES WITH PLACE OF PERFORMANCE IN THIS STATE (000)					
1. DEFENSE, DEPARTMENT OF					1,046,099
2. VETERANS AFFAIRS, DEPARTMENT OF					163,079
3. AGRICULTURE, DEPARTMENT OF					83,311
4. GENERAL SERVICES ADMINISTRATION					38,257
5. ENVIRONMENTAL PROTECTION AGENCY					22,271
TOP FIVE CONTRACTING OFFICES LOCATED IN THIS STATE (000)					
VA CONSOLIDATED MAIL OUTPATIENT PHARMACY, LEAVENWORTH					145,994
ARMY, MISSION CONTRACTING ACTIVITY, FORT LEAVENWORTH					77,260
ARMY, DIRECTORATE OF CONTRACTING, FORT RILEY					48,156
JUSTICE, NORTH CENTRAL REGIONAL OFFICE, KANSAS CITY					36,804
ARMY, USPFO FOR KANSAS, TOPEKA					33,387
TYPE OF PRODUCT OR SERVICE	SMALL BUSINESS (000)	LARGE BUSINESS (000)	STATE & LOCAL GOV'T (000)	NON-PROFIT & OTHER (000)	TOTAL (000)
CONSTRUCTION	87,193	83,583	0	38	170,814
R & D	3,239	39,004	26	1,028	43,297
SERVICES	69,900	274,765	3,065	9,724	357,454
SUPPLIES & EQUIPMENT	57,767	696,222	0	74,330	828,319
TOTAL	218,099	1,093,574	3,091	85,120	1,399,884
TOP CONTRACTORS PERFORMING IN THIS STATE					
CIVILIAN AGENCIES CONTRACTORS	DOLLARS (000)	DEPARTMENT OF DEFENSE CONTRACTORS		DOLLARS (000)	
1. AMERISOURCEBERGEN CORPORATION	146,005	1. THE BOEING COMPANY		391,743	
2. ARCHER DANIELS MIDLAND COMPANY	68,736	2. RAYTHEON COMPANY		132,513	
3. BLACK & VEATCH HOLDING COMPANY	8,809	3. GENERAL ELECTRIC COMPANY INC		64,302	
4. TETRA TECH INC	6,996	4. NORTHROP GRUMMAN CORPORATION		38,674	
5. MANAGEMENT AND TRAINING CORP	6,768	5. CAJUN CONSTRUCTORS INC		20,663	
6. NATIONAL INDUSTRIES FOR THE BLIND	6,750	6. BARSTO CONSTRUCTION INC		17,936	
7. CARGILL INCORPORATED	6,011	7. BLACK & VEATCH HOLDING COMPANY		15,808	
8. GENERAL ELECTRIC COMPANY INC	4,754	8. COMMERCIAL CONTRACTORS EQUIP		15,750	
9. TAYLOR FORGE ENGINEERED SYSTEM	4,291	9. J & J-BMAR JOINT VENTURE		13,651	
10. K R E G - S W - E P A L P	3,977	10. ONEOK INC		13,592	

FEDERAL PROCUREMENT DATA SYSTEM
FEDERAL PROCUREMENT DOLLARS BY STATE
 Fiscal Year 2002 Through Fourth Quarter

KENTUCKY

Population 4,041,769

Total Procurement By Place of Performance 2,556,605

Per Capita Procurement \$632.54

Rank Per Capita 23

Rank Per Capita Last Year 38

TOP FIVE COUNTIES					
NAME OF COUNTIES	CIVILIAN AGENCIES		DEPT OF DEFENSE		TOTAL (000)
	SMALL DIS-ADVANTAGED (000)	OTHER (000)	SMALL-DIS ADVANTAGED (000)	OTHER (000)	
1. JEFFERSON	6,001	56,296	2,892	1,441,574	1,506,763
2. MCCrackEN	294	236,633	0	3,305	240,232
3. CHRISTIAN	0	216	20,796	174,213	195,225
4. HARDIN	89	12,312	22,555	121,207	156,163
5. FAYETTE	1,131	62,356	3,221	78,283	144,991
TOP FIVE AGENCIES WITH PLACE OF PERFORMANCE IN THIS STATE (000)					
1. DEFENSE, DEPARTMENT OF					2,083,620
2. VETERANS AFFAIRS, DEPARTMENT OF					188,320
3. ENERGY, DEPARTMENT OF					89,151
4. GENERAL SERVICES ADMINISTRATION					86,702
5. JUSTICE, DEPARTMENT OF					24,772
TOP FIVE CONTRACTING OFFICES LOCATED IN THIS STATE (000)					
ARMY, ARMOR CENTER, FORT KNOX					292,896
ARMY, ENGINEER DISTRICT, LOUISVILLE					266,787
ARMY, ENGINEER DISTRICT (CIVIL), LOUISVILLE					133,969
ARMY, DIRECTORATE OF CONTRACTING, FORT CAMPBELL					63,861
JUSTICE, FEDERAL PRISON SYSTEM, LEXINGTON					31,490
TYPE OF PRODUCT OR SERVICE	SMALL BUSINESS (000)	LARGE BUSINESS (000)	STATE & LOCAL GOV'T (000)	NON-PROFIT & OTHER (000)	TOTAL (000)
CONSTRUCTION	92,612	165,688	0	19	258,319
R & D	9,870	250	0	2,987	13,107
SERVICES	112,616	1,590,855	5,966	19,066	1,728,503
SUPPLIES & EQUIPMENT	136,743	354,901	60	64,972	556,676
TOTAL	351,841	2,111,694	6,026	87,044	2,556,605
TOP CONTRACTORS PERFORMING IN THIS STATE					
CIVILIAN AGENCIES CONTRACTORS	DOLLARS (000)	DEPARTMENT OF DEFENSE CONTRACTORS		DOLLARS (000)	
1. AMERISOURCEBERGEN CORPORATION	156,851	1. HUMANA INC		1,303,315	
2. ELECTRIC ENERGY INC	87,460	2. L-3 COMMUNICATIONS HOLDING INC		56,934	
3. AFFILIATED COMPUTER SERVICES	37,583	3. SOUTHEASTERN KENTUCKY REHABILI		54,898	
4. C M C INC	11,727	4. AMERISOURCEBERGEN CORPORATION		46,911	
5. ELECTRONIC DATA SYSTEMS CORP	10,207	5. ENGINEERED SUPPORT SYSTEMS INC		35,909	
6. EDUCATION MANAGEMENT CORP	10,069	6. CADDELL CONSTRUCTION CO INC		33,055	
7. A T & T CORP	9,666	7. DYNCORP		31,505	
8. ENDLESS HORIZONS INC	7,858	8. ARMOR CENTER SERVICE SUPPORT		31,244	
9. EXODYNE INC	7,597	9. WASHINGTON GROUP INTERNATIONAL		21,925	
10. ALGOOD FOOD COMPANY	7,462	10. HALLIBURTON COMPANY		16,605	

FEDERAL PROCUREMENT DATA SYSTEM
FEDERAL PROCUREMENT DOLLARS BY STATE
 Fiscal Year 2002 Through Fourth Quarter

LOUISIANA

Population 4,468,976

Total Procurement By Place of Performance 2,566,883

Per Capita Procurement \$574.37

Rank Per Capita 27

Rank Per Capita Last Year 24

TOP FIVE COUNTIES					
NAME OF COUNTIES	CIVILIAN AGENCIES		DEPT OF DEFENSE		TOTAL (000)
	SMALL DIS-ADVANTAGED (000)	OTHER (000)	SMALL-DIS ADVANTAGED (000)	OTHER (000)	
1. ORLEANS	25,236	407,040	19,777	635,481	1,087,534
2. EAST BATON ROUGE	1,371	8,568	8,027	416,169	434,135
3. JEFFERSON	4,365	158,293	7,439	43,898	213,995
4. VERNON	339	922	27,691	101,164	130,116
5. PLAQUEMINES	159	36,859	5,938	45,169	88,125
TOP FIVE AGENCIES WITH PLACE OF PERFORMANCE IN THIS STATE (000)					
1. DEFENSE, DEPARTMENT OF					1,642,083
2. NATIONAL AERONAUTICS AND SPACE ADMINISTRATION					327,856
3. AGRICULTURE, DEPARTMENT OF					211,847
4. ENERGY, DEPARTMENT OF					157,817
5. GENERAL SERVICES ADMINISTRATION					62,684
TOP FIVE CONTRACTING OFFICES LOCATED IN THIS STATE (000)					
ARMY, ENGINEER DISTRICT (CIVIL), NEW ORLEANS					201,468
ENERGY, STRATEGIC PETROLEUM RESERVE, NEW ORLEANS					166,411
TRANSPORTATION, COAST GUARD, NEW ORLEANS					68,726
TRANSPORTATION, MARITIME ADMINISTRATION, NEW ORLEANS					67,956
ARMY, DIRECTORATE OF CONTRACTING, FORT POLK					55,403
TYPE OF PRODUCT OR SERVICE	SMALL BUSINESS (000)	LARGE BUSINESS (000)	STATE & LOCAL GOV'T (000)	NON-PROFIT & OTHER (000)	TOTAL (000)
CONSTRUCTION	146,463	173,884	0	575	320,922
R & D	7,444	1,837	0	2,312	11,593
SERVICES	185,885	390,713	4,883	24,993	606,474
SUPPLIES & EQUIPMENT	181,230	1,438,894	0	7,770	1,627,894
TOTAL	521,022	2,005,328	4,883	35,650	2,566,883
TOP CONTRACTORS PERFORMING IN THIS STATE					
CIVILIAN AGENCIES CONTRACTORS	DOLLARS (000)	DEPARTMENT OF DEFENSE CONTRACTORS		DOLLARS (000)	
1. LOCKHEED MARTIN CORPORATION	326,886	1. NORTHROP GRUMMAN CORPORATION	472,742		
2. MCDERMOTT INTERNATIONAL INC	107,520	2. EXXON MOBIL CORPORATION	398,755		
3. ARCHER DANIELS MIDLAND COMPANY	71,645	3. GIBBS CONSTRUCTION LLC	35,934		
4. GENEX HARVEST STATES COOPERATION	36,271	4. PLACID HOLDING COMPANY	29,012		
5. SCIENCE AND ENGINEERING ASSOCI	28,063	5. ARCH CHEMICALS INC	22,868		
6. DYNCORP	22,946	6. WEEKS MARINE INC	21,989		
7. PACIFIC GULF MARINE	22,563	7. ALPHA MARINE SERVICES LLC	21,546		
8. DYNMCDERMOTT PETROLEUM OPS CO	17,521	8. CUBIC CORPORATION	20,340		
9. SMITH COOPER/T CORPORATION	16,716	9. LOCKHEED MARTIN CORPORATION	18,611		
10. CARGILL INCORPORATED	16,204	10. TEXTRON INC	18,189		

FEDERAL PROCUREMENT DATA SYSTEM
FEDERAL PROCUREMENT DOLLARS BY STATE
 Fiscal Year 2002 Through Fourth Quarter

MAINE

Population 1,274,923

Total Procurement By Place of Performance 1,132,834

Per Capita Procurement \$888.55

Rank Per Capita 17

Rank Per Capita Last Year 28

TOP FIVE COUNTIES					
NAME OF COUNTIES	CIVILIAN AGENCIES		DEPT OF DEFENSE		TOTAL (000)
	SMALL DIS-ADVANTAGED (000)	OTHER (000)	SMALL-DIS ADVANTAGED (000)	OTHER (000)	
1. SAGadahoc	37	2,473	41	762,959	765,510
2. CUMBERLAND	58	10,671	49	132,500	143,278
3. WALDO	0	1	46,831	31,348	78,180
4. YORKI	0	9,212	346	51,690	61,248
5. PENOBSCOT	461	3,947	243	22,739	27,390
TOP FIVE AGENCIES WITH PLACE OF PERFORMANCE IN THIS STATE (000)					
1. DEFENSE, DEPARTMENT OF					1,069,445
2. GENERAL SERVICES ADMINISTRATION					16,215
3. LABOR, DEPARTMENT OF					12,135
4. AGRICULTURE, DEPARTMENT OF					9,320
5. VETERANS AFFAIRS, DEPARTMENT OF					7,388
TOP FIVE CONTRACTING OFFICES LOCATED IN THIS STATE (000)					
NAVY, SHIPBUILDING CONVERSION, BATH					80,408
VA MEDICAL CENTER, TOGUS					19,156
ARMY, USPFO FOR MAINE, AUGUSTA					5,704
AGRICULTURE, FARMERS HOME ADMINISTRATION, ORONO					195
GSA, PUBLIC BUILDINGS SERVICE, AUGUSTA					25
TYPE OF PRODUCT OR SERVICE	SMALL BUSINESS (000)	LARGE BUSINESS (000)	STATE & LOCAL GOV'T (000)	NON-PROFIT & OTHER (000)	TOTAL (000)
CONSTRUCTION	29,118	64,545	0	0	93,663
R & D	12,253	674	0	2,884	15,811
SERVICES	19,645	43,544	471	81,217	144,877
SUPPLIES & EQUIPMENT	66,098	770,943	0	41,442	878,483
TOTAL	127,114	879,706	471	125,543	1,132,834
TOP CONTRACTORS PERFORMING IN THIS STATE					
CIVILIAN AGENCIES CONTRACTORS	DOLLARS (000)	DEPARTMENT OF DEFENSE CONTRACTORS		DOLLARS (000)	
1. TRAINING & DEVELOPMENT CORP	11,083	1. GENERAL DYNAMICS CORPORATION		778,515	
2. PLANNING SYSTEMS INCORPORATED	4,866	2. PENOBSCOT BAY MEDICAL ASSOC		76,828	
3. JASPER WYMAN & SON	3,699	3. CREATIVE APPAREL ASSOCIATES		46,906	
4. DDL OMNI ENGINEERING CORP	2,519	4. GRAY INC		31,406	
5. THE JACKSON LABORATORY	1,958	5. GROUP HOME FOUNDATION INC		30,391	
6. DIVERSIFIED TECHNOLOGY LLC	1,894	6. AMERICAN CAPITAL STRATEGIES LT		8,961	
7. TIDNISH HOLDINGS LIMITED	1,841	7. C P M CONSTRUCTORS		6,104	
8. GENERAL DYNAMICS CORPORATION	1,591	8. FOSTER WHEELER LTD		5,938	
9. CCB INC	1,253	9. GENERAL DYNAMICS WEAPON SYS		4,840	
10. ENERGY EAST CORP	1,234	10. ABHE & SVOBODA INC		4,822	

FEDERAL PROCUREMENT DATA SYSTEM
FEDERAL PROCUREMENT DOLLARS BY STATE
 Fiscal Year 2002 Through Fourth Quarter

MARYLAND

Population 5,296,486

Total Procurement By Place of Performance 12,781,728

Per Capita Procurement \$2,413.24

Rank Per Capita 4

Rank Per Capita Last Year 4

TOP FIVE COUNTIES					
NAME OF COUNTIES	CIVILIAN AGENCIES		DEPT OF DEFENSE		TOTAL (000)
	SMALL DIS-ADVANTAGED (000)	OTHER (000)	SMALL-DIS ADVANTAGED (000)	OTHER (000)	
1. MONTGOMERY	667,898	2,735,519	162,223	1,118,165	4,683,805
2. PRINCE GEORGE'S	492,557	1,457,709	79,660	877,110	2,907,036
3. BALTIMORE CITY	79,575	524,338	4,495	779,229	1,387,637
4. ANNE ARUNDEL	41,085	141,946	74,112	746,287	1,003,430
5. ST. MARY'S	4,162	14,400	119,259	624,658	762,479
TOP FIVE AGENCIES WITH PLACE OF PERFORMANCE IN THIS STATE (000)					
1. DEFENSE, DEPARTMENT OF					6,104,503
2. HEALTH AND HUMAN SERVICES, DEPARTMENT OF					2,022,023
3. NATIONAL AERONAUTICS AND SPACE ADMINISTRATION					1,182,337
4. GENERAL SERVICES ADMINISTRATION					741,284
5. JUSTICE, DEPARTMENT OF					412,403
TOP FIVE CONTRACTING OFFICES LOCATED IN THIS STATE (000)					
NASA, GODDARD SPACE FLIGHT CENTER, GREENBELT					1,674,658
NAVY, AIR SYSTEMS COMMAND, PATUXENT RIVER					1,228,652
HHS, NATIONAL INSTITUTES FOR HEALTH, BETHESDA					639,987
HHS, HEALTH CARE FINANCING ADMINISTRATION, BALTIMORE					597,895
SOCIAL SECURITY ADMINISTRATION, OFF OF ACQUISITION, BALTIMORE					540,959
TYPE OF PRODUCT OR SERVICE	SMALL BUSINESS (000)	LARGE BUSINESS (000)	STATE & LOCAL GOV'T (000)	NON-PROFIT & OTHER (000)	TOTAL (000)
CONSTRUCTION	341,139	388,477	-137	1,871	731,350
R & D	464,469	998,522	481	704,781	2,168,253
SERVICES	2,531,195	4,016,470	4,864	223,082	6,775,611
SUPPLIES & EQUIPMENT	887,677	1,902,510	1,498	314,829	3,106,514
TOTAL	4,224,480	7,305,979	6,706	1,244,563	12,781,728
TOP CONTRACTORS PERFORMING IN THIS STATE					
CIVILIAN AGENCIES CONTRACTORS	DOLLARS (000)	DEPARTMENT OF DEFENSE CONTRACTORS		DOLLARS (000)	
1. COMPUTER SCIENCES CORPORATION	296,098	1. NORTHROP GRUMMAN CORPORATION		472,935	
2. WESTAT INC	248,446	2. LOCKHEED MARTIN CORPORATION		370,733	
3. LOCKHEED MARTIN CORPORATION	246,314	3. HOPKINS JOHNS UNIVERSITY		366,629	
4. HOPKINS JOHNS UNIVERSITY	206,640	4. SIERRA HEALTH SERVICES INC		351,824	
5. AFFILIATED COMPUTER SERVICES INC	196,109	5. DYNCORP		211,544	
6. RAYTHEON COMPANY	161,397	6. B A E SYSTEMS PLC		178,938	
7. INTERNATIONAL BUSINESS MACHINE	156,340	7. UNITED INDUSTRIAL CORPORATION		164,498	
8. QSS GROUP INC	148,210	8. MOTOROLA INC		153,381	
9. J H M RESEARCH & DEVELOPMENT INC	146,227	9. HONEYWELL INTERNATIONAL INC		97,841	
10. MOTOROLA INC	121,942	10. RAYTHEON COMPANY		92,679	

FEDERAL PROCUREMENT DATA SYSTEM
FEDERAL PROCUREMENT DOLLARS BY STATE
 Fiscal Year 2002 Through Fourth Quarter

MASSACHUSETTS

Population 6,349,097

Total Procurement By Place of Performance 5,816,104

Per Capita Procurement \$916.05

Rank Per Capita 14

Rank Per Capita Last Year 11

TOP FIVE COUNTIES					
NAME OF COUNTIES	CIVILIAN AGENCIES		DEPT OF DEFENSE		TOTAL (000)
	SMALL DIS-ADVANTAGED (000)	OTHER (000)	SMALL-DIS ADVANTAGED (000)	OTHER (000)	
1. MIDDLESEX	33,821	686,218	203,375	2,221,921	3,145,335
2. ESSEX	7,465	37,893	4,050	936,620	986,028
3. NORFOLK	601	48,789	1,366	435,455	486,211
4. BRISTOL	150	9,590	3,120	291,073	303,933
5. SUFFOLK	13,870	150,296	843	114,791	279,800
TOP FIVE AGENCIES WITH PLACE OF PERFORMANCE IN THIS STATE (000)					
1. DEFENSE, DEPARTMENT OF					4,563,467
2. VETERANS AFFAIRS, DEPARTMENT OF					238,245
3. TRANSPORTATION, DEPARTMENT OF					213,668
4. TREASURY, DEPARTMENT OF THE					164,632
5. GENERAL SERVICES ADMINISTRATION					148,261
TOP FIVE CONTRACTING OFFICES LOCATED IN THIS STATE (000)					
USAF, ESC/DIK, HANSCOM AFB					571,695
USAF, ESC/JSK, HANSCOM AFB					339,499
ARMY, MATERIAL COMMAND ACQUISITION, NATICK					265,335
USAF, ESC/TWK, HANSCOM AFB					250,267
USAF, ESC/ICK, HANSCOM AFB					183,483
TYPE OF PRODUCT OR SERVICE	SMALL BUSINESS (000)	LARGE BUSINESS (000)	STATE & LOCAL GOV'T (000)	NON-PROFIT & OTHER (000)	TOTAL (000)
CONSTRUCTION	62,233	121,675	0	2,375	186,283
R & D	284,221	464,906	0	770,559	1,519,686
SERVICES	398,469	1,080,949	7,650	243,006	1,730,074
SUPPLIES & EQUIPMENT	383,630	1,906,554	61	89,816	2,380,061
TOTAL	1,128,553	3,574,084	7,711	1,105,756	5,816,104
TOP CONTRACTORS PERFORMING IN THIS STATE					
CIVILIAN AGENCIES CONTRACTORS	DOLLARS (000)	DEPARTMENT OF DEFENSE CONTRACTORS		DOLLARS (000)	
1. CRANE & CO INC	150,007	1. RAYTHEON COMPANY		855,042	
2. AMERISOURCEBERGEN CORPORATION	149,851	2. GENERAL ELECTRIC COMPANY INC		763,803	
3. MEGAPULSE INCORPORATED	57,745	3. GENERAL DYNAMICS CORPORATION		531,946	
4. COMPUTER SCIENCES CORPORATION	34,545	4. MASSACHUSETTS INSTI OF TECH		358,628	
5. THE CADMUS GROUP INC	25,132	5. THE MITRE CORPORATION		195,316	
6. NORTHROP GRUMMAN CORPORATION	21,606	6. THE DRAPER CHARLES STARK LABOR		159,190	
7. EASTERN RESEARCH GROUP INC	20,788	7. THE TITAN CORPORATION		129,290	
8. ABT ASSOCIATES INC	20,680	8. NORTHROP GRUMMAN CORPORATION		60,171	
9. ADAMS AND ASSOCIATES INC	19,807	9. BRIGHTON HEALTH ALLIANCE		59,036	
10. RAYTHEON COMPANY	15,629	10. BRAINTREE V MARITIME CORP		52,702	

FEDERAL PROCUREMENT DATA SYSTEM
FEDERAL PROCUREMENT DOLLARS BY STATE
 Fiscal Year 2002 Through Fourth Quarter

MICHIGAN

Population 9,938,444

Total Procurement By Place of Performance 3,014,084

Per Capita Procurement \$303.27

Rank Per Capita 43

Rank Per Capita Last Year 42

TOP FIVE COUNTIES					
NAME OF COUNTIES	CIVILIAN AGENCIES		DEPT OF DEFENSE		TOTAL (000)
	SMALL DIS-ADVANTAGED (000)	OTHER (000)	SMALL-DIS ADVANTAGED (000)	OTHER (000)	
1. MACOMB	573	15,297	29,049	1,393,757	1,438,676
2. WAYNE	10,818	284,881	7,947	59,797	363,443
3. MUSKEGON	96	163,065	23	63,212	226,396
4. WASHTENAW	340	51,509	723	71,572	124,144
5. OAKLAND	22	52,312	20,416	45,802	118,552
TOP FIVE AGENCIES WITH PLACE OF PERFORMANCE IN THIS STATE (000)					
1. DEFENSE, DEPARTMENT OF					2,186,134
2. GENERAL SERVICES ADMINISTRATION					471,395
3. AGRICULTURE, DEPARTMENT OF					55,380
4. TREASURY, DEPARTMENT OF THE					51,379
5. HEALTH AND HUMAN SERVICES, DEPARTMENT OF					49,956
TOP FIVE CONTRACTING OFFICES LOCATED IN THIS STATE (000)					
ARMY, TACOM, WARREN					4,296,990
ARMY, USPFO FOR MICHIGAN, LANSING					61,945
DOD, DEFENSE LOGISTICS AGENCY, BATTLE CREEK					41,642
ARMY, ENGINEER DISTRICT (CIVIL), DETROIT					31,842
VA MEDICAL CENTER, DETROIT					12,272
TYPE OF PRODUCT OR SERVICE	SMALL BUSINESS (000)	LARGE BUSINESS (000)	STATE & LOCAL GOV'T (000)	NON-PROFIT & OTHER (000)	TOTAL (000)
CONSTRUCTION	59,316	39,228	0	30	98,574
R & D	36,983	162,995	96	35,595	235,669
SERVICES	119,091	261,629	12,292	37,291	430,303
SUPPLIES & EQUIPMENT	356,322	1,825,711	0	67,505	2,249,538
TOTAL	571,712	2,289,563	12,388	140,421	3,014,084
TOP CONTRACTORS PERFORMING IN THIS STATE					
CIVILIAN AGENCIES CONTRACTORS	DOLLARS (000)	DEPARTMENT OF DEFENSE CONTRACTORS		DOLLARS (000)	
1. FORD MOTOR COMPANY	171,711	1. GMGDLS DEFENSE GROUP LLC		678,311	
2. KNOLL INC	161,740	2. GENERAL DYNAMICS CORPORATION		601,530	
3. HERMAN MILLER INC	37,499	3. BIOPORT CORPORATION		84,068	
4. KELLY SERVICES INC	31,725	4. AAR CORP		54,135	
5. UNIVERSITY OF MICHIGAN	22,019	5. INTERPUBLIC GROUP OF COMPANIES		51,206	
6. HAWORTH INTERNATIONAL LTD	20,350	6. GENERAL ELECTRIC COMPANY INC		37,087	
7. STEELCASE INC	18,805	7. VERIDIAN CORPORATION		28,737	
8. WAYNE STATE UNIVERSITY	14,233	8. HODGES TRANSPORTATION INC		27,504	
9. BIRD CONSTRUCTION INC	12,625	9. WOLVERINE WORLD WIDE INC		25,603	
10. FEV ENGINE TECHNOLOGY INC	11,561	10. PECKHAM VOCATIONAL INDUSTRIES		21,972	

FEDERAL PROCUREMENT DATA SYSTEM
FEDERAL PROCUREMENT DOLLARS BY STATE
 Fiscal Year 2002 Through Fourth Quarter

MINNESOTA

Population 4,919,479

Total Procurement By Place of Performance 1,832,722

Per Capita Procurement \$372.54

Rank Per Capita 38

Rank Per Capita Last Year 45

TOP FIVE COUNTIES					
NAME OF COUNTIES	CIVILIAN AGENCIES		DEPT OF DEFENSE		TOTAL (000)
	SMALL DIS-ADVANTAGED (000)	OTHER (000)	SMALL-DIS ADVANTAGED (000)	OTHER (000)	
1. HENNEPIN	3,144	218,201	6,375	1,118,704	1,346,424
2. RAMSEY	1,398	36,247	120	155,951	193,716
3. DAKOTA	0	3,593	0	54,385	57,978
4. STEARNS	600	47,912	534	151	49,197
5. ST. LOUIS	2,263	2,310	1,098	20,830	26,501
TOP FIVE AGENCIES WITH PLACE OF PERFORMANCE IN THIS STATE (000)					
1. DEFENSE, DEPARTMENT OF					1,422,574
2. AGRICULTURE, DEPARTMENT OF					155,217
3. VETERANS AFFAIRS, DEPARTMENT OF					114,450
4. HEALTH AND HUMAN SERVICES, DEPARTMENT OF					41,114
5. GENERAL SERVICES ADMINISTRATION					39,373
TOP FIVE CONTRACTING OFFICES LOCATED IN THIS STATE (000)					
ARMY, ENGINEER DISTRICT (CIVIL), ST PAUL					66,990
AGRICULTURE, ANIMAL AND PLANT HLTH INSP SVC, MINNEAPOLIS					52,504
VA MEDICAL CENTER, MINNEAPOLIS					50,927
VA MEDICAL CENTER, ST CLOUD					50,829
ARMY, USPFO FOR MINNESOTA, CAMP RILEY					24,847
TYPE OF PRODUCT OR SERVICE	SMALL BUSINESS (000)	LARGE BUSINESS (000)	STATE & LOCAL GOV'T (000)	NON-PROFIT & OTHER (000)	TOTAL (000)
CONSTRUCTION	56,106	8,229	0	13,553	77,888
R & D	28,270	461,466	164	30,958	520,858
SERVICES	84,537	202,871	3,670	40,300	331,378
SUPPLIES & EQUIPMENT	123,728	740,810	237	37,823	902,598
TOTAL	292,641	1,413,376	4,071	122,634	1,832,722
TOP CONTRACTORS PERFORMING IN THIS STATE					
CIVILIAN AGENCIES CONTRACTORS	DOLLARS (000)	DEPARTMENT OF DEFENSE CONTRACTORS		DOLLARS (000)	
1. TBI BEHEER BV	49,329	1. UNITED DEFENSE INDUSTRIES INC		383,341	
2. TOTAL DISPOSAL SYSTEMS INC	45,327	2. ALLIANT TECHSYSTEMS INC		270,415	
3. UNIVERSITY OF MINNESOTA	26,435	3. LOCKHEED MARTIN CORPORATION		254,947	
4. HORMEL FOODS CORPORATION	24,125	4. GENERAL MILLS INC		65,792	
5. LAKESIDE FOODS INC	15,790	5. HONEYWELL INTERNATIONAL INC		43,014	
6. AMERISOURCEBERGEN CORPORATION	14,185	6. GENERAL DYNAMICS CORPORATION		42,302	
7. HORIZON MILLING LLC	12,843	7. THE CARLYLE GROUP		37,342	
8. TONY DOWNS FOODS COMPANY	11,957	8. GOODRICH CORPORATION		29,178	
9. DC GROUP INC	10,700	9. NETASPX INC		16,429	
10. NATIONAL MARROW DONOR PROGRAM	10,008	10. BERGSTROM ELECTRIC INC		16,260	

FEDERAL PROCUREMENT DATA SYSTEM
FEDERAL PROCUREMENT DOLLARS BY STATE
 Fiscal Year 2002 Through Fourth Quarter

MISSISSIPPI

Population 2,844,658

Total Procurement By Place of Performance 2,595,084

Per Capita Procurement \$912.26

Rank Per Capita 15

Rank Per Capita Last Year 21

TOP FIVE COUNTIES					
NAME OF COUNTIES	CIVILIAN AGENCIES		DEPT OF DEFENSE		TOTAL (000)
	SMALL DIS-ADVANTAGED (000)	OTHER (000)	SMALL-DIS ADVANTAGED (000)	OTHER (000)	
1. JACKSON	27	6,103	2,989	1,458,419	1,467,538
2. MADISON	0	70,713	177	156,918	227,808
3. HANCOCK	4,792	151,900	2,865	55,286	214,843
4. HARRISON	5,196	16,211	25,443	134,463	181,313
5. HINDS	172	52,905	355	33,319	86,751
TOP FIVE AGENCIES WITH PLACE OF PERFORMANCE IN THIS STATE (000)					
1. DEFENSE, DEPARTMENT OF					2,181,686
2. NATIONAL AERONAUTICS AND SPACE ADMINISTRATION					145,068
3. TREASURY, DEPARTMENT OF THE					70,372
4. TRANSPORTATION, DEPARTMENT OF					38,257
5. AGRICULTURE, DEPARTMENT OF					35,946
TOP FIVE CONTRACTING OFFICES LOCATED IN THIS STATE (000)					
NAVY, SHIPBUILDING CONVERSION, PASCAGOALA					653,217
ARMY, CONSOLIDATED CONTRACTING, VICKSBURG					186,081
NASA, STENNIS SPACE CENTER					185,359
ARMY, ENGINEER DISTRICT (CIVIL), VICKSBURG					125,579
NAVY, RESEARCH LABORATORY, STENNIS					80,677
TYPE OF PRODUCT OR SERVICE	SMALL BUSINESS (000)	LARGE BUSINESS (000)	STATE & LOCAL GOV'T (000)	NON-PROFIT & OTHER (000)	TOTAL (000)
CONSTRUCTION	126,681	147,152	0	80	273,913
R & D	11,951	277,639	0	33,809	323,399
SERVICES	110,198	399,940	3,699	27,972	541,809
SUPPLIES & EQUIPMENT	86,542	1,361,628	0	7,793	1,455,963
TOTAL	335,372	2,186,359	3,699	69,654	2,595,084
TOP CONTRACTORS PERFORMING IN THIS STATE					
CIVILIAN AGENCIES CONTRACTORS	DOLLARS (000)	DEPARTMENT OF DEFENSE CONTRACTORS	DOLLARS (000)		
1. VERITAS CAPITAL MANAGEMENT LLC	70,372	1. NORTHROP GRUMMAN CORPORATION	1,470,182		
2. MISSISSIPPI SPACE SERVICES	52,661	2. VERITAS CAPITAL MANAGEMENT LLC	160,394		
3. LOCKHEED MARTIN CORPORATION	41,947	3. ROY ANDERSON CORP	40,212		
4. HILL BROTHERS CONSTRUCTION	26,407	4. GOLDEN MANUFACTURING CO INC	37,226		
5. THE BOEING COMPANY	21,701	5. CAROTHERS CONSTRUCTION INC	31,944		
6. DEL-JEN INC	11,434	6. DYNCORP	25,216		
7. PRYOR & FRAZIER CONSTRUCTION INC	11,334	7. NORTHROP GRUMMAN INFO TECH INC	21,575		
8. SCIENCE APPLICATIONS INTL CORP	10,534	8. WHITESELL-GREEN-W.G. YEATS	20,001		
9. T L WALLACE CONSTRUCTION INC	10,236	9. EATON CORPORATION	18,780		
10. MINACT INC	6,852	10. MISSISSIPPI STATE UNIVERSITY	16,617		

FEDERAL PROCUREMENT DATA SYSTEM
FEDERAL PROCUREMENT DOLLARS BY STATE
 Fiscal Year 2002 Through Fourth Quarter

MISSOURI

Population 5,595,211

Total Procurement By Place of Performance 3,766,078

Per Capita Procurement \$673.08

Rank Per Capita 22

Rank Per Capita Last Year 9

TOP FIVE COUNTIES					
NAME OF COUNTIES	CIVILIAN AGENCIES		DEPT OF DEFENSE		TOTAL (000)
	SMALL DIS-ADVANTAGED (000)	OTHER (000)	SMALL-DIS ADVANTAGED (000)	OTHER (000)	
1. ST. LOUIS CITY	73,878	212,846	24,543	1,553,581	1,864,848
2. JACKSON	18,984	612,717	15,132	322,905	970,738
3. JASPER	48	193,926	0	7,506	201,480
4. ST LOUIS	4,697	61,968	21,747	77,047	165,459
5. ST CHARLES	72	35,015	270	122,011	157,368
TOP FIVE AGENCIES WITH PLACE OF PERFORMANCE IN THIS STATE (000)					
1. DEFENSE, DEPARTMENT OF					2,451,771
2. ENERGY, DEPARTMENT OF					488,925
3. VETERANS AFFAIRS, DEPARTMENT OF					223,500
4. AGRICULTURE, DEPARTMENT OF					200,612
5. GENERAL SERVICES ADMINISTRATION					200,375
TOP FIVE CONTRACTING OFFICES LOCATED IN THIS STATE (000)					
GSA, FTS ACQUISITION SERVICES DIVISION, KANSAS CITY					1,294,292
AGRICULTURE, STABILIZ AND CONS SVC, EXPORT, KANSAS CITY					587,654
AGRICULTURE, STABILIZ AND CONS SVC, KANSAS CITY					385,953
ARMY, ENGINEER DISTRICT (CIVIL), KANSAS CITY					222,960
ARMY, ENGINEER DISTRICT, KANSAS CITY					188,882
TYPE OF PRODUCT OR SERVICE	SMALL BUSINESS (000)	LARGE BUSINESS (000)	STATE & LOCAL GOV'T (000)	NON-PROFIT & OTHER (000)	TOTAL (000)
CONSTRUCTION	87,919	136,408	0	27	224,354
R & D	18,397	500,151	0	50,484	569,032
SERVICES	191,627	849,407	3,859	43,352	1,088,245
SUPPLIES & EQUIPMENT	290,136	1,453,774	81	140,456	1,884,447
TOTAL	588,079	2,939,740	3,940	234,319	3,766,078
TOP CONTRACTORS PERFORMING IN THIS STATE					
CIVILIAN AGENCIES CONTRACTORS	DOLLARS (000)	DEPARTMENT OF DEFENSE CONTRACTORS		DOLLARS (000)	
1. HONEYWELL INTERNATIONAL INC	444,907	1. THE BOEING COMPANY		1,313,163	
2. AMERISOURCEBERGEN CORPORATION	185,067	2. ALLIANT TECHSYSTEMS INC		218,037	
3. WORLD WIDE TECHNOLOGY INC	73,591	3. ENGINEERED SUPPORT SYSTEMS INC		183,074	
4. BUNGE LIMITED	39,715	4. SABRELINER CORPORATION		59,017	
5. N A BUNGE HOLDINGS INC	38,360	5. FARMLAND NATIONAL BEEF PACKING		40,089	
6. WASHINGTON GROUP INTERNATIONAL	33,952	6. HENSEL PHELPS CONSTRUCTION CO		26,112	
7. MINACT INC	27,174	7. THE SHAW GROUP INC		22,396	
8. MAGELLAN HEALTH SERVICES INC	22,700	8. WORLD WIDE TECHNOLOGY, INC		21,139	
9. ST LOUIS UNIVERSITY	21,182	9. KONINKLIJKE AHOLD NV		20,760	
10. MIDWEST RESEARCH INSTITUTE INC	13,376	10. MERIDIAN MEDICAL TECHNOLOGIES		17,169	

FEDERAL PROCUREMENT DATA SYSTEM
FEDERAL PROCUREMENT DOLLARS BY STATE
 Fiscal Year 2002 Through Fourth Quarter

MONTANA

Population 902,195

Total Procurement By Place of Performance 298,548

Per Capita Procurement \$330.91

Rank Per Capita 40

Rank Per Capita Last Year 35

TOP FIVE COUNTIES					
NAME OF COUNTIES	CIVILIAN AGENCIES		DEPT OF DEFENSE		TOTAL (000)
	SMALL DIS-ADVANTAGED (000)	OTHER (000)	SMALL-DIS ADVANTAGED (000)	OTHER (000)	
1. CASCADE	1,038	4,336	7,125	46,215	58,714
2. LAKE	913	4,393	10,161	18,137	33,604
3. MISSOULA	1,054	20,165	2,461	1,915	25,595
4. SILVER BOW	39	15,860	0	6,271	22,170
5. RAVALLI	2,547	18,280	314	103	21,244
TOP FIVE AGENCIES WITH PLACE OF PERFORMANCE IN THIS STATE (000)					
1. DEFENSE, DEPARTMENT OF					122,325
2. AGRICULTURE, DEPARTMENT OF					48,412
3. INTERIOR, DEPARTMENT OF THE					34,083
4. HEALTH AND HUMAN SERVICES, DEPARTMENT OF					19,974
5. ENERGY, DEPARTMENT OF					18,377
TOP FIVE CONTRACTING OFFICES LOCATED IN THIS STATE (000)					
USAF, 341 CONS/LGC, MALMSTROM AFB					38,196
INTERIOR, BUREAU OF RECLAMATION, BILLINGS					14,553
ARMY, USPFO FOR MONTANA, HELENA					9,861
HHS, PUBLIC HEALTH SERVICE, BILLINGS					9,327
AGRICULTURE, FOREST SERVICE, MISSOULA					9,167
TYPE OF PRODUCT OR SERVICE	SMALL BUSINESS (000)	LARGE BUSINESS (000)	STATE & LOCAL GOV'T (000)	NON-PROFIT & OTHER (000)	TOTAL (000)
CONSTRUCTION	66,867	29,259	0	0	96,126
R & D	24,178	0	0	755	24,933
SERVICES	73,531	25,652	6,542	26,641	132,366
SUPPLIES & EQUIPMENT	35,787	8,450	49	837	45,123
TOTAL	200,363	63,361	6,591	28,233	298,548
TOP CONTRACTORS PERFORMING IN THIS STATE					
CIVILIAN AGENCIES CONTRACTORS	DOLLARS (000)	DEPARTMENT OF DEFENSE CONTRACTORS		DOLLARS (000)	
1. MONTANA ECONOMIC REVITALIZATION	12,724	1. CONFEDERATED SALISH & KOOTENAI		28,188	
2. WEST ELECTRONICS INC	8,467	2. SWANK ENTERPRISES		6,713	
3. SWANK ENTERPRISES	4,468	3. WADSWORTH BUILDERS COMPANY INC		4,973	
4. BIG SKY MOBILE CATERING CORP	4,447	4. MONTANA ECONOMIC REVITALIZATION		4,936	
5. PUMCO INC	4,324	5. ENVIRONMENTAL MANAGEMENT INC		4,198	
6. CONFEDERATED SALISH & KOOTENAI	4,281	6. EXODYNE INC		4,026	
7. URS CORPORATION	3,997	7. M C S ENVIRONMENTAL INC		3,688	
8. ENVIROCON INC	3,976	8. NANA REGIONAL CORPORATION INC		3,543	
9. GREENWAY ENTERPRISES INC	3,950	9. STORY DISTRIBUTING CO		3,448	
10. GOOSE BAY EQUIPMENT INC	3,358	10. LIGOCYTE PHARMACEUTICALS INC		3,402	

FEDERAL PROCUREMENT DATA SYSTEM
FEDERAL PROCUREMENT DOLLARS BY STATE
 Fiscal Year 2002 Through Fourth Quarter

NEBRASKA

Population 1,711,263

Total Procurement By Place of Performance 478,925

Per Capita Procurement \$279.86

Rank Per Capita 46

Rank Per Capita Last Year 50

TOP FIVE COUNTIES					
NAME OF COUNTIES	CIVILIAN AGENCIES		DEPT OF DEFENSE		TOTAL (000)
	SMALL DIS-ADVANTAGED (000)	OTHER (000)	SMALL-DIS ADVANTAGED (000)	OTHER (000)	
1. SARPY	424	582	16,677	136,846	154,529
2. DOUGLAS	3,510	98,124	1,875	15,573	119,082
3. LINCOLN	0	509	0	45,295	45,804
4. LANCASTER	190	13,191	813	29,304	43,498
5. THURSTON	0	23,878	0	115	23,993
TOP FIVE AGENCIES WITH PLACE OF PERFORMANCE IN THIS STATE (000)					
1. DEFENSE, DEPARTMENT OF					295,725
2. AGRICULTURE, DEPARTMENT OF					82,136
3. VETERANS AFFAIRS, DEPARTMENT OF					39,098
4. HEALTH AND HUMAN SERVICES, DEPARTMENT OF					26,044
5. GENERAL SERVICES ADMINISTRATION					21,353
TOP FIVE CONTRACTING OFFICES LOCATED IN THIS STATE (000)					
ARMY, ENGINEER DISTRICT, OMAHA					303,201
USAF, 55 CONS/CC, OFFUTT AFB					151,032
VA MEDICAL CENTER, OMAHA					81,388
ARMY, ENGINEER DISTRICT (CIVIL), OMAHA					71,597
INTERIOR, PARK SERVICE, OMAHA					10,575
TYPE OF PRODUCT OR SERVICE	SMALL BUSINESS (000)	LARGE BUSINESS (000)	STATE & LOCAL GOV'T (000)	NON-PROFIT & OTHER (000)	TOTAL (000)
CONSTRUCTION	47,111	2,327	0	234	49,672
R & D	777	15,975	0	342	17,094
SERVICES	56,637	189,665	8,900	23,570	278,772
SUPPLIES & EQUIPMENT	29,208	99,696	0	4,483	133,387
TOTAL	133,733	307,663	8,900	28,629	478,925
TOP CONTRACTORS PERFORMING IN THIS STATE					
CIVILIAN AGENCIES CONTRACTORS	DOLLARS (000)	DEPARTMENT OF DEFENSE CONTRACTORS		DOLLARS (000)	
1. ROSEN'S DIVERSIFIED, INC	30,202	1. NORTHROP GRUMMAN CORPORATION		97,994	
2. CONAGRA FOODS INC	29,744	2. TRW INC		27,830	
3. DAVID BOLAND INC	19,377	3. LOCKHEED MARTIN CORPORATION		23,206	
4. AMERISOURCEBERGEN CORPORATION	9,042	4. DUNCAN AVIATION INC		22,040	
5. STATE OF NEBRASKA	7,883	5. PRC INC		7,801	
6. BRYANLGH MEDICAL CENTER	5,137	6. CHANNELL CONSTRUCTION COMPANY		6,955	
7. FARMLAND INDUSTRIES INC	5,042	7. B A E SYSTEMS PLC		6,384	
8. SAINT FRANCIS MEDICAL CENTER INC	3,947	8. CONAGRA FOODS INC		5,114	
9. TYSON FOODS INC	3,858	9. UTILICORP UNITED INC		4,474	
10. HEWLETT-PACKARD COMPANY	3,537	10. THE SHAW GROUP INC		3,971	

FEDERAL PROCUREMENT DATA SYSTEM
FEDERAL PROCUREMENT DOLLARS BY STATE
 Fiscal Year 2002 Through Fourth Quarter

NEVADA

Population 1,998,257

Total Procurement By Place of Performance 1,154,567

Per Capita Procurement \$577.78

Rank Per Capita 26

Rank Per Capita Last Year 27

TOP FIVE COUNTIES					
NAME OF COUNTIES	CIVILIAN AGENCIES		DEPT OF DEFENSE		TOTAL (000)
	SMALL DIS-ADVANTAGED (000)	OTHER (000)	SMALL-DIS ADVANTAGED (000)	OTHER (000)	
1. CLARK	25,656	719,387	53,686	107,403	906,132
2. WASHOE	2,637	32,122	244	101,007	136,010
3. MINERAL	0	304	0	35,075	35,379
4. CHURCHILL	196	1,786	1,354	27,547	30,883
5. ELKO	1,339	10,716	0	485	12,540
TOP FIVE AGENCIES WITH PLACE OF PERFORMANCE IN THIS STATE (000)					
1. ENERGY, DEPARTMENT OF					683,159
2. DEFENSE, DEPARTMENT OF					342,871
3. INTERIOR, DEPARTMENT OF THE					36,999
4. VETERANS AFFAIRS, DEPARTMENT OF					19,746
5. TRANSPORTATION, DEPARTMENT OF					16,720
TOP FIVE CONTRACTING OFFICES LOCATED IN THIS STATE (000)					
ENERGY, NEVADA OPERATIONS OFFICE, LAS VEGAS					503,003
ENERGY, OFF OF CIVILIAN RADIOACTIVE WASTE MGMT, LAS VEGAS					205,087
USAF, 99 CONS/CC, NELLIS AFB					87,051
INTERIOR, BUREAU OF RECLAMATION, BOULDER CITY					8,881
ARMY, USPFO FOR NEVADA, CARSON CITY					3,983
TYPE OF PRODUCT OR SERVICE	SMALL BUSINESS (000)	LARGE BUSINESS (000)	STATE & LOCAL GOV'T (000)	NON-PROFIT & OTHER (000)	TOTAL (000)
CONSTRUCTION	46,705	28,704	0	0	75,409
R & D	6,941	2,057	0	6,097	15,095
SERVICES	91,604	823,863	816	16,206	932,489
SUPPLIES & EQUIPMENT	122,070	8,946	0	558	131,574
TOTAL	267,320	863,570	816	22,861	1,154,567
TOP CONTRACTORS PERFORMING IN THIS STATE					
CIVILIAN AGENCIES CONTRACTORS	DOLLARS (000)	DEPARTMENT OF DEFENSE CONTRACTORS		DOLLARS (000)	
1. BECHTEL GROUP INC	409,299	1. SIERRA NEVADA CORPORATION		86,048	
2. SCIENCE APPLICATIONS INTERNATIONAL	188,843	2. THE DAY & ZIMMERMANN GROUP INC		52,707	
3. THE IT GROUP INC	23,926	3. LOCKHEED MARTIN CORPORATION		42,118	
4. THE WACKENHUT CORPORATION	19,257	4. SOLOR ELECTRIC INC		13,020	
5. MANAGEMENT AND TRAINING CORP	14,967	5. ALL STAR SERVICES CORPORATION		10,505	
6. P C SPECIALISTS INC	7,955	6. ACE ENGINEERING INC		8,765	
7. NAVARRO RESEARCH & ENGINEERING	7,940	7. SIERRA PACIFIC RESOURCES		8,567	
8. GROUP 4 FALCK A/S	7,153	8. TYCO INTERNATIONAL LTD		8,501	
9. THE SHAW GROUP INC	6,151	9. OPPORTUNITY VILLAGE ASSOCIATION		5,131	
10. UNIVERSITY & COMMUNITY COLLEGE	6,134	10. CHENEGA CORPORATION		5,005	

FEDERAL PROCUREMENT DATA SYSTEM
FEDERAL PROCUREMENT DOLLARS BY STATE
 Fiscal Year 2002 Through Fourth Quarter

NEW HAMPSHIRE

Population 1,235,786

Total Procurement By Place of Performance 694,567

Per Capita Procurement \$562.04

Rank Per Capita 28

Rank Per Capita Last Year 29

TOP FIVE COUNTIES					
NAME OF COUNTIES	CIVILIAN AGENCIES		DEPT OF DEFENSE		TOTAL (000)
	SMALL DIS-ADVANTAGED (000)	OTHER (000)	SMALL-DIS ADVANTAGED (000)	OTHER (000)	
1. HILLSBOROUGH	530	21,789	7,361	400,283	429,963
2. ROCKINGHAM	335	41,547	11,919	107,954	161,755
3. GRAFTON	874	18,243	367	39,486	58,970
4. MERRIMACK	1,433	8,311	50	3,712	13,506
5. BELKNAP	0	586	0	8,334	8,920
TOP FIVE AGENCIES WITH PLACE OF PERFORMANCE IN THIS STATE (000)					
1. DEFENSE, DEPARTMENT OF					592,425
2. STATE, DEPARTMENT OF					29,202
3. GENERAL SERVICES ADMINISTRATION					21,665
4. TREASURY, DEPARTMENT OF THE					12,368
5. NATIONAL AERONAUTICS AND SPACE ADMINISTRATION					8,878
TOP FIVE CONTRACTING OFFICES LOCATED IN THIS STATE (000)					
NAVY, NAVAL SHIPYARD, PORTSMOUTH					43,113
VA MEDICAL CENTER, MANCHESTER					8,262
ARMY, USPFO FOR NEW HAMPSHIRE, CONCORD					3,470
AGRICULTURE, FOREST SERVICE, LACONIA					124
TYPE OF PRODUCT OR SERVICE	SMALL BUSINESS (000)	LARGE BUSINESS (000)	STATE & LOCAL GOV'T (000)	NON-PROFIT & OTHER (000)	TOTAL (000)
CONSTRUCTION	21,359	24,793	0	0	46,152
R & D	25,422	117,317	14	3,705	146,458
SERVICES	61,758	87,318	388	4,489	153,953
SUPPLIES & EQUIPMENT	86,845	248,088	0	13,071	348,004
TOTAL	195,384	477,516	402	21,265	694,567
TOP CONTRACTORS PERFORMING IN THIS STATE					
CIVILIAN AGENCIES CONTRACTORS	DOLLARS (000)	DEPARTMENT OF DEFENSE CONTRACTORS		DOLLARS (000)	
1. STANLEY ASSOCIATES INC	15,205	1. LOCKHEED MARTIN CORPORATION		202,953	
2. CRANE & CO INC	11,329	2. B A E SYSTEMS PLC		137,737	
3. SI INTERNATIONAL LLC	7,870	3. INSIGHT TECHNOLOGY INC		21,445	
4. CREARE INCORPORATED	4,849	4. OPTRONIC DEVICES INC		19,063	
5. DCI INC	4,797	5. THE WALSH GROUP LTD		12,250	
6. STATISTICA INC	4,735	6. THE TIMKEN COMPANY		10,651	
7. DTC COMMUNICATIONS INC	4,532	7. MINEBEA CO LTD		9,798	
8. BASCH SUBSCRIPTIONS INC	3,456	8. DCI INC		9,579	
9. TRUSTEES OF DARTMOUTH COLLEGE	2,864	9. ENVIRONMENTAL CHEMICAL CORP		9,294	
10. SI INTERNATIONAL INC	2,670	10. NORCROSS SAFETY PRODUCTS LLC		9,066	

FEDERAL PROCUREMENT DATA SYSTEM
FEDERAL PROCUREMENT DOLLARS BY STATE
 Fiscal Year 2002 Through Fourth Quarter

NEW JERSEY

Population 8,414,350

Total Procurement By Place of Performance 3,592,466

Per Capita Procurement \$426.94

Rank Per Capita 34

Rank Per Capita Last Year 31

TOP FIVE COUNTIES					
NAME OF COUNTIES	CIVILIAN AGENCIES		DEPT OF DEFENSE		TOTAL (000)
	SMALL DIS-ADVANTAGED (000)	OTHER (000)	SMALL-DIS ADVANTAGED (000)	OTHER (000)	
1. BURLINGTON	4,667	29,732	78,738	781,289	894,426
2. MONMOUTH	17,440	56,172	65,995	736,852	876,459
3. BERGEN	2,114	38,268	1,732	236,862	278,976
4. PASSAIC	1,422	5,967	11,425	220,287	239,101
5. MORRIS	10,390	33,016	15,020	148,977	207,403
TOP FIVE AGENCIES WITH PLACE OF PERFORMANCE IN THIS STATE (000)					
1. DEFENSE, DEPARTMENT OF					2,954,016
2. GENERAL SERVICES ADMINISTRATION					162,876
3. ENERGY, DEPARTMENT OF					88,838
4. JUSTICE, DEPARTMENT OF					62,106
5. VETERANS AFFAIRS, DEPARTMENT OF					56,341
TOP FIVE CONTRACTING OFFICES LOCATED IN THIS STATE (000)					
ARMY, COMMUNICATIONS-ELECTRONICS, FORT MONMOUTH					3,855,927
ARMY, TACOM, PICATINNY ARSENAL					1,124,192
NAVY, AIR WARFARE CENTER, LAKEHURST					372,860
ARMY, COMMUNICATIONS-ELECTRONICS, FORT MONMOUTH					75,026
ARMY, DIRECTORATE OF CONTRACTING, FORT DIX					73,520
TYPE OF PRODUCT OR SERVICE	SMALL BUSINESS (000)	LARGE BUSINESS (000)	STATE & LOCAL GOV'T (000)	NON-PROFIT & OTHER (000)	TOTAL (000)
CONSTRUCTION	147,350	66,802	0	3,000	217,152
R & D	49,130	434,656	131	136,687	620,604
SERVICES	508,381	1,194,101	1,816	42,324	1,746,622
SUPPLIES & EQUIPMENT	339,737	613,087	63	55,201	1,008,088
TOTAL	1,044,598	2,308,646	2,010	237,212	3,592,466
TOP CONTRACTORS PERFORMING IN THIS STATE					
CIVILIAN AGENCIES CONTRACTORS	DOLLARS (000)	DEPARTMENT OF DEFENSE CONTRACTORS		DOLLARS (000)	
1. LOCKHEED MARTIN CORPORATION	77,928	1. LOCKHEED MARTIN CORPORATION		764,740	
2. PRINCETON UNIVERSITY	72,117	2. COMPUTER SCIENCES CORPORATION		73,460	
3. MATHEMATICA INC	29,139	3. BAE SYSTEMS/ROCKWELL COLLINS		71,637	
4. AMERISOURCEBERGEN CORPORATION	17,148	4. SEVENSON ENVIRONMENTAL SERVICE		67,116	
5. RICOH CO LTD	15,570	5. PROCURENET INC		65,650	
6. FOSTER WHEELER LTD	15,017	6. I T T INDUSTRIES INC		54,329	
7. RES-CARE INC	14,976	7. CACI INTERNATIONAL INC		51,507	
8. CORRECTIONS CORP OF AMERICA	13,546	8. L-3 COMMUNICATIONS HOLDING INC		46,270	
9. U S BANCORP	10,065	9. GENERAL ELECTRIC COMPANY INC		42,525	
10. SALTCHUK RESOURCES INC	9,808	10. B A E SYSTEMS PLC		39,601	

FEDERAL PROCUREMENT DATA SYSTEM
FEDERAL PROCUREMENT DOLLARS BY STATE
 Fiscal Year 2002 Through Fourth Quarter

NEW MEXICO

Population 1,819,046

Total Procurement By Place of Performance 5,272,915

Per Capita Procurement \$2,898.72

Rank Per Capita 3

Rank Per Capita Last Year 3

TOP FIVE COUNTIES					
NAME OF COUNTIES	CIVILIAN AGENCIES		DEPT OF DEFENSE		TOTAL (000)
	SMALL DIS-ADVANTAGED (000)	OTHER (000)	SMALL-DIS ADVANTAGED (000)	OTHER (000)	
1. BERNALILLO	35,165	2,082,511	88,446	284,158	2,490,280
2. LOS ALAMOS	3,126	1,970,563	1,152	3,333	1,978,174
3. OTERO	939	2,578	67,109	153,876	224,502
4. EDDY	5,780	138,563	0	1,471	145,814
5. SANTA FE	4,921	118,479	3,713	6,368	133,481
TOP FIVE AGENCIES WITH PLACE OF PERFORMANCE IN THIS STATE (000)					
1. ENERGY, DEPARTMENT OF					4,051,305
2. DEFENSE, DEPARTMENT OF					753,734
3. JUSTICE, DEPARTMENT OF					145,767
4. NATIONAL AERONAUTICS AND SPACE ADMINISTRATION					62,532
5. GENERAL SERVICES ADMINISTRATION					54,508
TOP FIVE CONTRACTING OFFICES LOCATED IN THIS STATE (000)					
ENERGY, ALBUQUERQUE OPERATIONS OFFICE					4,889,073
USAF, DET 8, AFRL/PK, KIRTLAND AFB					140,033
USAF, DET 8, AFRL/PK (SUPPORT VS), KIRTLAND AFB					122,211
USAF, SMC/PKU, KIRTLAND AFB					107,648
USAF, DET 8, AFRL/PKO, KIRTLAND AFB					58,281
TYPE OF PRODUCT OR SERVICE	SMALL BUSINESS (000)	LARGE BUSINESS (000)	STATE & LOCAL GOV'T (000)	NON-PROFIT & OTHER (000)	TOTAL (000)
CONSTRUCTION	162,217	45,505	0	112	207,834
R & D	108,105	86,656	0	18,896	213,657
SERVICES	257,425	2,394,651	2,014	2,004,680	4,658,770
SUPPLIES & EQUIPMENT	80,228	86,839	36	25,551	192,654
TOTAL	607,975	2,613,651	2,050	2,049,239	5,272,915
TOP CONTRACTORS PERFORMING IN THIS STATE					
CIVILIAN AGENCIES CONTRACTORS	DOLLARS (000)	DEPARTMENT OF DEFENSE CONTRACTORS		DOLLARS (000)	
1. LOCKHEED MARTIN CORPORATION	1,849,687	1. HONEYWELL INTERNATIONAL INC		67,955	
2. WESTINGHOUSE ELECTRIC CORP	118,906	2. NEWTECH INC		44,149	
3. AKAL SECURITY INC	103,799	3. WESTAR CORPORATION		34,588	
4. HONEYWELL INTERNATIONAL INC	56,014	4. CHUGACH MANAGEMENT SERVICES		29,807	
5. GROUP 4 FALCK A/s	45,995	5. APPLIED RESEARCH ASSOCIATES INC		23,439	
6. CORRECTIONS CORP OF AMERICA	21,375	6. LAGUNA INDUSTRIES INC		20,398	
7. DEL-JEN INC	18,189	7. SCIENCE APPLICATIONS INTL CORP		19,721	
8. THE WACKENHUT CORPORATION	17,096	8. PYRAMID SERVICES INC		18,048	
9. CSI AVIATION SERVICES INC	15,812	9. THE BOEING COMPANY		16,898	
10. PIERCE ENTERPRISES INC	12,910	10. NEW MEXICO STATE UNIVERSITY		15,661	

FEDERAL PROCUREMENT DATA SYSTEM
FEDERAL PROCUREMENT DOLLARS BY STATE
 Fiscal Year 2002 Through Fourth Quarter

NEW YORK

Population 18,976,457

Total Procurement By Place of Performance 6,062,539

Per Capita Procurement \$319.47

Rank Per Capita 41

Rank Per Capita Last Year 44

TOP FIVE COUNTIES					
NAME OF COUNTIES	CIVILIAN AGENCIES		DEPT OF DEFENSE		TOTAL (000)
	SMALL DIS-ADVANTAGED (000)	OTHER (000)	SMALL-DIS ADVANTAGED (000)	OTHER (000)	
1. SUFFOLK	13,983	539,532	6,270	405,141	964,926
2. SCHENECTADY	0	261,736	790	676,849	939,375
3. NEW YORK	29,371	460,048	17,488	285,227	792,134
4. NASSAU (COUNTY)	3,905	28,865	3,043	438,754	474,567
5. TIOGA (COUNTY)	0	5,325	0	364,393	369,718
TOP FIVE AGENCIES WITH PLACE OF PERFORMANCE IN THIS STATE (000)					
1. DEFENSE, DEPARTMENT OF					4,029,303
2. ENERGY, DEPARTMENT OF					721,126
3. GENERAL SERVICES ADMINISTRATION					331,914
4. VETERANS AFFAIRS, DEPARTMENT OF					154,759
5. HEALTH AND HUMAN SERVICES, DEPARTMENT OF					125,255
TOP FIVE CONTRACTING OFFICES LOCATED IN THIS STATE (000)					
ENERGY, SCHENECTADYNAVAL REACTORS OFFICE					328,707
ARMY, WEISBADEN REGIONAL CONTRACTING CENTER, NEW YORK					268,172
GSA, PUBLIC BUILDINGS SERVICE, NEW YORK					191,068
ARMY, ENGINEER DISTRICT, NEW YORK					187,340
USAF, CONS/LGC, NEW YORK					165,168
TYPE OF PRODUCT OR SERVICE	SMALL BUSINESS (000)	LARGE BUSINESS (000)	STATE & LOCAL GOV'T (000)	NON-PROFIT & OTHER (000)	TOTAL (000)
CONSTRUCTION	179,355	250,173	0	398	429,926
R & D	64,392	321,727	60	67,565	453,744
SERVICES	555,008	1,470,864	10,465	657,793	2,694,130
SUPPLIES & EQUIPMENT	611,550	1,755,355	0	117,834	2,484,739
TOTAL	1,410,305	3,798,119	10,525	843,590	6,062,539
TOP CONTRACTORS PERFORMING IN THIS STATE					
CIVILIAN AGENCIES CONTRACTORS	DOLLARS (000)	DEPARTMENT OF DEFENSE CONTRACTORS		DOLLARS (000)	
1. BROOKHAVEN SCIENCE ASSOCIATES	460,176	1. LOCKHEED MARTIN CORPORATION		763,652	
2. LOCKHEED MARTIN CORPORATION	270,952	2. BECHTEL GROUP INC		538,542	
3. SLM CORPORATION	116,215	3. NORTHROP GRUMMAN CORPORATION		338,296	
4. A R C O MANAGEMENT OF WASHINGTON	59,603	4. WALLENIUS HOLDINGS INC		204,319	
5. GROUP HEALTH INCORPORATED	32,092	5. HARRIS CORPORATION		122,101	
6. INTERPUBLIC GROUP OF COMPANIES	30,199	6. ATLAS AIR WORLDWIDE HOLDINGS INC		106,435	
7. J P MORGAN CHASE & CO	26,501	7. J KOKOLAKIS CONTRACTING CO INC		71,970	
8. TRIO ASBESTOS REMOVAL CORP	26,342	8. SPECIALTY ENTERPRISES LTD		48,907	
9. MILLER ENVIRONMENTAL GROUP INC	16,506	9. MOOG INC		47,982	
10. GROUP 4 FALCK A/S	15,729	10. VERIDIAN CORPORATION		45,108	

FEDERAL PROCUREMENT DATA SYSTEM
FEDERAL PROCUREMENT DOLLARS BY STATE
 Fiscal Year 2002 Through Fourth Quarter

NORTH CAROLINA

Population 8,049,313

Total Procurement By Place of Performance 2,272,801

Per Capita Procurement \$282.35

Rank Per Capita 45

Rank Per Capita Last Year 39

TOP FIVE COUNTIES					
NAME OF COUNTIES	CIVILIAN AGENCIES		DEPT OF DEFENSE		TOTAL (000)
	SMALL DIS-ADVANTAGED (000)	OTHER (000)	SMALL-DIS ADVANTAGED (000)	OTHER (000)	
1. CUMBERLAND	452	9,664	47,113	391,994	449,223
2. DURHAM	14,930	275,279	1,734	71,387	363,330
3. MECKLENBURG	13,946	56,315	501	128,671	199,433
4. GUILDFORD	6,927	67,543	11,244	92,912	178,606
5. ONSLOW	39	1,234	14,917	135,707	151,897
TOP FIVE AGENCIES WITH PLACE OF PERFORMANCE IN THIS STATE (000)					
1. DEFENSE, DEPARTMENT OF					1,456,229
2. HEALTH AND HUMAN SERVICES, DEPARTMENT OF					223,690
3. GENERAL SERVICES ADMINISTRATION					129,895
4. ENERGY, DEPARTMENT OF					101,363
5. ENVIRONMENTAL PROTECTION AGENCY					97,946
TOP FIVE CONTRACTING OFFICES LOCATED IN THIS STATE (000)					
HHS, NATIONAL INSTITUTES FOR HEALTH, RESEARCH TRIANGLE					141,339
ARMY, DIRECTORATE OF CONTRACTING, FORT BRAGG					132,734
ARMY< MATERIAL COMMAND ACQUISITION, RESEARCH TRIANGLE					121,639
ENVIRONMENTAL PROTECTION AGENCY, RESEARCH TRIANGLE					116,464
ARMY, ENGINEER DISTRICT (CIVIL), WILMINGTON					104,261
TYPE OF PRODUCT OR SERVICE	SMALL BUSINESS (000)	LARGE BUSINESS (000)	STATE & LOCAL GOV'T (000)	NON-PROFIT & OTHER (000)	TOTAL (000)
CONSTRUCTION	209,706	370,901	0	0	580,607
R & D	25,835	76,284	63	125,156	227,338
SERVICES	294,588	430,683	5,318	112,502	843,091
SUPPLIES & EQUIPMENT	228,187	354,329	0	39,249	621,765
TOTAL	758,316	1,232,197	5,381	276,907	2,272,801
TOP CONTRACTORS PERFORMING IN THIS STATE					
CIVILIAN AGENCIES CONTRACTORS	DOLLARS (000)	DEPARTMENT OF DEFENSE CONTRACTORS		DOLLARS (000)	
1. RESEARCH TRIANGLE INSTITUTE INC	135,531	1. CADDELL CONSTRUCTION CO INC		104,397	
2. DUKE COGEMA STONE & WEBSTER	94,217	2. B P PLC		59,411	
3. DAIMLER CHRYSLER AG	42,342	3. LUCENT TECHNOLOGIES INC		53,243	
4. LOCKHEED MARTIN CORPORATION	42,072	4. GREAT LAKES DREDGE & DOCK CORP		49,886	
5. UNIVERSITY OF NORTH CAROLINA	32,846	5. MCNC		29,486	
6. FURNITURE BRANDS INTERNATIONAL	30,114	6. LEAR SIEGLER SERVICES INC		25,623	
7. MANAGEMENT AND TRAINING CORP	22,896	7. ALCATEL		24,839	
8. TRANSCONTINENTAL ENTERPRISES INC	13,162	8. LOCKHEED MARTIN CORPORATION		22,773	
9. FOREST WAKE UNIVERSITY	12,721	9. BEAN HORIZON CORP & STUYVESANT		23,334	
10. NANA REGIONAL CORPORATION INC	11,568	10. SIGCOM INC		22,572	

FEDERAL PROCUREMENT DATA SYSTEM
FEDERAL PROCUREMENT DOLLARS BY STATE
 Fiscal Year 2002 Through Fourth Quarter

NORTH DAKOTA

Population 642,200

Total Procurement By Place of Performance 279,450

Per Capita Procurement \$435.14

Rank Per Capita 33

Rank Per Capita Last Year 34

TOP FIVE COUNTIES					
NAME OF COUNTIES	CIVILIAN AGENCIES		DEPT OF DEFENSE		TOTAL (000)
	SMALL DIS-ADVANTAGED (000)	OTHER (000)	SMALL-DIS ADVANTAGED (000)	OTHER (000)	
1. GRAND FORKS	522	7,830	6,645	59,409	74,406
2. WARD	98	6,961	12,572	30,077	49,708
3. MOUNTRAIL	3	278	40,934	150	41,365
4. CASS	1,389	7,484	2,184	28,163	39,220
5. PEMBINA	98	1,167	860	10,044	12,169
TOP FIVE AGENCIES WITH PLACE OF PERFORMANCE IN THIS STATE (000)					
1. DEFENSE, DEPARTMENT OF					212,014
2. AGRICULTURE, DEPARTMENT OF					20,451
3. GENERAL SERVICES ADMINISTRATION					17,083
4. HEALTH AND HUMAN SERVICES, DEPARTMENT OF					5,092
5. LABOR, DEPARTMENT OF					4,919
TOP FIVE CONTRACTING OFFICES LOCATED IN THIS STATE (000)					
USAF, 5 CONS/CC, MINOT					71,738
USAF, 319 CONS/LGC, GRAND FORKS AFB					35,809
VA MEDICAL & RO CENTER, FARGO					4,380
ARMY, USPFO FOR NORTH DAKOTA, BISMARCK					4,327
GSA, PUBLIC BUILDINGS SERVICE, FARGO					754
TYPE OF PRODUCT OR SERVICE	SMALL BUSINESS (000)	LARGE BUSINESS (000)	STATE & LOCAL GOV'T (000)	NON-PROFIT & OTHER (000)	TOTAL (000)
CONSTRUCTION	98,022	49,311	0	98	147,431
R & D	1,473	0	0	0	1,473
SERVICES	26,289	20,729	375	24,700	72,093
SUPPLIES & EQUIPMENT	32,508	25,720	0	225	58,453
TOTAL	158,292	95,760	375	25,023	279,450
TOP CONTRACTORS PERFORMING IN THIS STATE					
CIVILIAN AGENCIES CONTRACTORS	DOLLARS (000)	DEPARTMENT OF DEFENSE CONTRACTORS		DOLLARS (000)	
1. SWANK ENTERPRISES	11,214	1. DANKS KENNETH J	41,451		
2. DAKOTA GROWERS PASTA COMPANY	7,424	2. STRATA CORPORATION	15,347		
3. MINACT INC	4,919	3. INGERSOLL-RAND COMPANY	12,304		
4. L & K LEASING INC	3,391	4. MATTSON CONSTRUCTION CO	10,308		
5. TURTLE MOUNTAIN BAND OF CHIPPEWA	3,264	5. NORTH DAKOTA STATE UNIVERSITY	9,527		
6. DAKOTA DRY BEAN INC	2,540	6. TESORO PETROLEUM CORPORATION	8,880		
7. LAKE SPIRIT TRIBE	2,106	7. GARCO CONSTRUCTION INC	8,801		
8. WALTON BEAN GROWERS COOPERATIVE	1,341	8. THE DAY & ZIMMERMANN GROUP INC	7,986		
9. PRC INC	1,262	9. DEAN DECOTO	6,945		
10. HELISTREAM INC	1,177	10. BERGSTROM ELECTRIC INC	6,039		

FEDERAL PROCUREMENT DATA SYSTEM
FEDERAL PROCUREMENT DOLLARS BY STATE
 Fiscal Year 2002 Through Fourth Quarter

OHIO

Population 11,353,140

Total Procurement By Place of Performance 4,511,935

Per Capita Procurement \$397.41

Rank Per Capita 37

Rank Per Capita Last Year 33

TOP FIVE COUNTIES					
NAME OF COUNTIES	CIVILIAN AGENCIES		DEPT OF DEFENSE		TOTAL (000)
	SMALL DIS-ADVANTAGED (000)	OTHER (000)	SMALL-DIS ADVANTAGED (000)	OTHER (000)	
1. HAMILTON	11,794	335,467	2,910	954,356	1,304,527
2. MONTGOMERY	15,517	146,486	41,652	394,038	597,693
3. GREENE	7,201	44,244	88,561	413,298	553,304
4. FRANKLIN	3,135	133,523	16,177	375,759	528,594
5. CUYAHOGA	85,866	161,922	2,118	194,088	443,994
TOP FIVE AGENCIES WITH PLACE OF PERFORMANCE IN THIS STATE (000)					
1. DEFENSE, DEPARTMENT OF					3,328,743
2. ENERGY, DEPARTMENT OF					434,248
3. GENERAL SERVICES ADMINISTRATION					188,266
4. NATIONAL AERONAUTICS AND SPACE ADMINISTRATION					163,720
5. VETERANS AFFAIRS, DEPARTMENT OF					101,922
TOP FIVE CONTRACTING OFFICES LOCATED IN THIS STATE (000)					
USAF, ASC/YCK, WRIGHT PATTERSON AFB					4,065,955
USAF, ASC/YFK, WRIGHT PATTERSON AFB					3,715,017
USAF, ASC/YPK, WRIGHT PATTERSON AFB					1,780,554
USAF, ASC/RWKR, WRIGHT PATTERSON AFB					1,305,186
USAF, ASC/GR, WRIGHT PATTERSON AFB					1,197,990
TYPE OF PRODUCT OR SERVICE	SMALL BUSINESS (000)	LARGE BUSINESS (000)	STATE & LOCAL GOV'T (000)	NON-PROFIT & OTHER (000)	TOTAL (000)
CONSTRUCTION	100,865	80,453	20	687	182,025
R & D	184,839	303,682	105	199,126	687,752
SERVICES	515,207	1,109,866	7,390	167,678	1,800,141
SUPPLIES & EQUIPMENT	416,830	1,363,836	47	61,304	1,842,017
TOTAL	1,217,741	2,857,837	7,562	428,795	4,511,935
TOP CONTRACTORS PERFORMING IN THIS STATE					
CIVILIAN AGENCIES CONTRACTORS	DOLLARS (000)	DEPARTMENT OF DEFENSE CONTRACTORS		DOLLARS (000)	
1. FLUOR CORP	209,748	1. GENERAL ELECTRIC COMPANY INC		525,100	
2. MCDERMOTT INTERNATIONAL INC	94,815	2. BATTELLE MEMORIAL INSTITUTE INC		248,055	
3. BATTELLE MEMORIAL INSTITUTE INC	68,704	3. THE PROCTER & GAMBLE COMPANY		218,471	
4. USEC INC	60,880	4. THE BOEING COMPANY		136,120	
5. NORTHROP GRUMMAN CORPORATION	32,140	5. THE GOODYEAR TIRE & RUBBER CO		110,699	
6. ENVIRONMENTAL QUALITY MGMT	26,974	6. GOODRICH CORPORATION		108,091	
7. INDYNE INC	19,640	7. CFM INTERNATIONAL INC		106,048	
8. EAGLE RESEARCH GROUP INC	16,100	8. MTC TECHNOLOGIES INC		95,835	
9. AMERISOURCEBERGEN CORPORATION	16,015	9. LOCKHEED MARTIN CORPORATION		76,585	
10. CASE WESTERN RESERVE UNIV	15,517	10. EDISON WELDING INSTITUTE INC		51,557	

FEDERAL PROCUREMENT DATA SYSTEM
FEDERAL PROCUREMENT DOLLARS BY STATE
 Fiscal Year 2002 Through Fourth Quarter

OKLAHOMA

Population 3,450,654

Total Procurement By Place of Performance 2,062,542

Per Capita Procurement \$597.72

Rank Per Capita 24

Rank Per Capita Last Year 23

TOP FIVE COUNTIES					
NAME OF COUNTIES	CIVILIAN AGENCIES		DEPT OF DEFENSE		TOTAL (000)
	SMALL DIS-ADVANTAGED (000)	OTHER (000)	SMALL-DIS ADVANTAGED (000)	OTHER (000)	
1. OKLAHOMA	18,920	426,845	46,094	777,697	1,269,556
2. TULSA	5,051	25,495	51,875	61,891	144,312
3. COMANCHE	1,033	817	33,211	108,659	143,720
4. BRYAN	40,792	0	34,280	22	75,094
5. KINGFISHER	0	53,862	0	0	53,862
TOP FIVE AGENCIES WITH PLACE OF PERFORMANCE IN THIS STATE (000)					
1. DEFENSE, DEPARTMENT OF					1,400,458
2. GENERAL SERVICES ADMINISTRATION					447,570
3. JUSTICE, DEPARTMENT OF					105,546
4. VETERANS AFFAIRS, DEPARTMENT OF					29,513
5. LABOR, DEPARTMENT OF					23,468
TOP FIVE CONTRACTING OFFICES LOCATED IN THIS STATE (000)					
USAF,OKLA HOMA CITY ALC/LPD, TINKER AFB					1,535,065
USAF,OKLAHOMA CITY ALC/LKD, TINKER AFB					701,782
USAF,OKLAHOMA CITY ALC/LIDIC, TINKER AFB					460,392
USAF,OKLAHOMA CITY ALC/LAD, TINKER AFB					434,886
USAF,OKLAHOMA CITY ALC/LID, TINKER AFB					343,557
TYPE OF PRODUCT OR SERVICE	SMALL BUSINESS (000)	LARGE BUSINESS (000)	STATE & LOCAL GOV'T (000)	NON-PROFIT & OTHER (000)	TOTAL (000)
CONSTRUCTION	100,011	51,021	110	670	151,812
R & D	32,776	35,822	0	2,683	71,281
SERVICES	230,786	785,872	19,032	36,794	1,072,484
SUPPLIES & EQUIPMENT	186,374	577,869	0	2,722	766,965
TOTAL	549,947	1,450,584	19,142	42,869	2,062,542
TOP CONTRACTORS PERFORMING IN THIS STATE					
CIVILIAN AGENCIES CONTRACTORS	DOLLARS (000)	DEPARTMENT OF DEFENSE CONTRACTORS		DOLLARS (000)	
1. GENERAL MOTORS CORPORATION	331,803	1. THE BOEING COMPANY	346,508		
2. CHOCTAW NATION OF OKLAHOMA	40,792	2. ARINC INCORPORATED	188,269		
3. CARTER CHEVROLET AGENCY INC	38,966	3. DYNCORP	86,308		
4. ENVIRONMENTAL MANAGEMENT INC	16,237	4. CHOCTAW NATIONS OF OKLAHOMA	36,279		
5. RAYTHEON COMPANY	16,000	5. CONOCOPHILLIPS	33,964		
6. JOHNSONS OF KINGFISHER INC	14,896	6. GEARYENERGY LLC	25,917		
7. AAR CORP	13,300	7. SEMINOLE ENERGY SERVICES L L C	25,360		
8. CITY OF OKLAHOMA CITY	10,177	8. AEROMET INC	24,839		
9. NATIONAL RURAL WATER ASSOCIATION	9,500	9. THE CARLYLE GROUP	24,686		
10. THE CHEROKEE NATION	8,496	10. O G E ENERGY CORP	24,468		

FEDERAL PROCUREMENT DATA SYSTEM
FEDERAL PROCUREMENT DOLLARS BY STATE
 Fiscal Year 2002 Through Fourth Quarter

OREGON

Population 3,421,399

Total Procurement By Place of Performance 827,680

Per Capita Procurement \$241.91

Rank Per Capita 50

Rank Per Capita Last Year 48

TOP FIVE COUNTIES					
NAME OF COUNTIES	CIVILIAN AGENCIES		DEPT OF DEFENSE		TOTAL (000)
	SMALL DIS- ADVAN- TAGED (000)	OTHER (000)	SMALL-DIS ADVAN- TAGED (000)	OTHER (000)	
1. MULTINOMAH	13,765	161,121	3,942	127,119	305,947
2. UMATILLA	531	4,388	1,252	120,773	126,944
3. DOUGLAS	3,348	33,295	0	798	37,441
4. LANE	1,023	16,569	1,000	15,085	33,677
5. WASHINGTON	62	10,856	140	18,388	29,446
TOP FIVE AGENCIES WITH PLACE OF PERFORMANCE IN THIS STATE (000)					
1. DEFENSE, DEPARTMENT OF					387,201
2. AGRICULTURE, DEPARTMENT OF					139,651
3. INTERIOR, DEPARTMENT OF THE					84,470
4. GENERAL SERVICES ADMINISTRATION					79,297
5. VETERANS AFFAIRS, DEPARTMENT OF					37,988
TOP FIVE CONTRACTING OFFICES LOCATED IN THIS STATE (000)					
ARMY, ENGINEER DISTRICT (CIVIL), PORTLAND					90,099
INTERIOR, BUREAU OF LAND MANAGEMENT, PORTLAND					38,490
INTERIOR, FISH AND WILDLIFE SERVICE, PORTLAND					33,365
VA MEDICAL CENTER, PORTLAND					27,294
AGRICULTURE, FOREST SERVICE, ROSEBURG					15,762
TYPE OF PRODUCT OR SERVICE	SMALL BUSINESS (000)	LARGE BUSINESS (000)	STATE & LOCAL GOV'T (000)	NON- PROFIT & OTHER (000)	TOTAL (000)
CONSTRUCTION	77,443	152,955	11	13	230,422
R & D	9,697	996	31	9,701	20,425
SERVICES	171,120	115,006	10,285	17,686	314,097
SUPPLIES & EQUIPMENT	92,637	167,474	375	2,250	262,736
TOTAL	350,897	436,431	10,702	29,650	827,680
TOP CONTRACTORS PERFORMING IN THIS STATE					
CIVILIAN AGENCIES CONTRACTORS	DOLLARS (000)	DEPARTMENT OF DEFENSE CONTRACTORS		DOLLARS (000)	
1. MANAGEMENT AND TRAINING CORP	17,443	1. RAYTHEON COMPANY		115,043	
2. MARUBENI CORP	16,589	2. DAIMLERCHRYSLER AG		51,504	
3. DAIMLERCHRYSLER AG	16,108	3. FLIR SYSTEMS INC		17,451	
4. CARGILL INCORPORATED	11,001	4. SHIPYARD AMERICA LLC		12,926	
5. STEWARTS FIREFIGHTERS FOOD CAT	10,762	5. ITT INDUSTRIES INC		12,341	
6. ELTE INC	9,212	6. VOITH AG		6,850	
7. STATE OF OREGON	8,867	7. WELCH ALLYN INC		6,549	
8. TRW INC	8,469	8. A-DEC INC		6,284	
9. GRAYBACK FORESTRY CONTRACTING	8,270	9. WILDISH LAND CO		5,625	
10. LOUIS DREYFUS ET CIE	7,566	10. NATCO LIMITED PARTNERSHIP		5,102	

FEDERAL PROCUREMENT DATA SYSTEM
FEDERAL PROCUREMENT DOLLARS BY STATE
 Fiscal Year 2002 Through Fourth Quarter

PENNSYLVANIA

Population 12,281,054

Total Procurement By Place of Performance 6,597,262

Per Capita Procurement \$537.19

Rank Per Capita 30

Rank Per Capita Last Year 26

TOP FIVE COUNTIES					
NAME OF COUNTIES	CIVILIAN AGENCIES		DEPT OF DEFENSE		TOTAL (000)
	SMALL DIS-ADVANTAGED (000)	OTHER (000)	SMALL-DIS ADVANTAGED (000)	OTHER (000)	
1. PHILADELPHIA	25,014	322,982	34,827	1,272,226	1,655,049
2. ALLEGHENY	26,699	605,653	4,474	487,370	1,124,196
3. YORK	0	11,569	1,046	532,616	545,231
4. MONTGOMERY	4,538	151,891	10,206	267,745	434,380
5. CHESTER	2,434	276,722	747	53,266	333,169
TOP FIVE AGENCIES WITH PLACE OF PERFORMANCE IN THIS STATE (000)					
1. DEFENSE, DEPARTMENT OF					4,460,029
2. ENERGY, DEPARTMENT OF					476,428
3. VETERANS AFFAIRS, DEPARTMENT OF					406,349
4. GENERAL SERVICES ADMINISTRATION					264,344
5. OFFICE OF PERSONNEL MANAGEMENT					221,246
TOP FIVE CONTRACTING OFFICES LOCATED IN THIS STATE (000)					
DOD, DEFENSE LOGISTICS AGENCY (MEDICAL), PHILADELPHIA					1,352,053
DOD, DEFENSE LOGISTICS AGENCY (CLOTH & TEXTILE), PHILADELPHIA					1,304,694
NAVY, FLEET & INDUSTRIAL SUPPLY CENTER, PHILADELPHIA					1,024,269
DOD, DEFENSE LOGISTICS AGENCY (SUBSISTENCE), PHILADELPHIA					991,156
DOD, DEFENSE LOGISTICS AGENCY, INDUSTRIAL SUPPLY, PHILADELPHIA					885,484
TYPE OF PRODUCT OR SERVICE	SMALL BUSINESS (000)	LARGE BUSINESS (000)	STATE & LOCAL GOV'T (000)	NON-PROFIT & OTHER (000)	TOTAL (000)
CONSTRUCTION	137,914	231,252	0	88	369,254
R & D	101,251	781,120	34	271,121	1,153,526
SERVICES	428,405	1,703,982	12,996	78,936	2,224,319
SUPPLIES & EQUIPMENT	477,006	2,101,064	190	271,903	2,850,163
TOTAL	1,144,576	4,817,418	13,220	622,048	6,597,262
TOP CONTRACTORS PERFORMING IN THIS STATE					
CIVILIAN AGENCIES CONTRACTORS	DOLLARS (000)	DEPARTMENT OF DEFENSE CONTRACTORS		DOLLARS (000)	
1. INTERNATIONAL CLUB	329,824	1. BOEING SIKORSKY COMANCHE TEAM		661,832	
2. AMERISOURCEBERGEN CORPORATION	285,945	2. CARDINAL HEALTH INC		479,689	
3. US INVESTIGATION SERVICES INC	216,364	3. THE BOEING COMPANY		477,965	
4. WESTINGHOUSE ELECTRIC COMPANY	79,414	4. UNITED DEFENSE INDUSTRIES INC		416,100	
5. DICK CORPORATION	61,233	5. BECHTEL GROUP INC		264,648	
6. FIRST PRESTON MANAGEMENT INC	49,507	6. LOCKHEED MARTIN CORPORATION		245,965	
7. THOMAS PUBLISHING COMPANY	47,796	7. COMPUTER SCIENCES CORPORATION		94,735	
8. MANAGEMENT AND TRAINING CORP	32,391	8. PENNSYLVANIA STATE UNIVERSITY		91,350	
9. CONCURRENT TECHNOLOGIES CORP	29,399	9. CONCURRENT TECHNOLOGIES CORP		77,697	
10. MASCARO CONSTRUCTION COMPANY	25,549	10. DUCHOSSOIS INDUSTRIES INC		43,915	

FEDERAL PROCUREMENT DATA SYSTEM
FEDERAL PROCUREMENT DOLLARS BY STATE
 Fiscal Year 2002 Through Fourth Quarter

RHODE ISLAND

Population 1,048, 319

Total Procurement By Place of Performance 429,020

Per Capita Procurement \$409.24

Rank Per Capita 35

Rank Per Capita Last Year 40

TOP FIVE COUNTIES					
NAME OF COUNTIES	CIVILIAN AGENCIES		DEPT OF DEFENSE		TOTAL (000)
	SMALL DIS- ADVAN- TAGED (000)	OTHER (000)	SMALL-DIS ADVAN- TAGED (000)	OTHER (000)	
1. NEWPORT	390	7,712	22,972	269,152	300,226
2. PROVIDENCE	2,104	32,362	159	28,759	63,384
3. WASHINGTON	19,597	3,483	673	27,538	51,291
4. KENT	308	8,063	622	3,600	12,593
5. BRISTOL	0	40	0	1,486	1,526
TOP FIVE AGENCIES WITH PLACE OF PERFORMANCE IN THIS STATE (000)					
1. DEFENSE, DEPARTMENT OF					354,961
2. LABOR, DEPARTMENT OF					15,047
3. VETERANS AFFAIRS, DEPARTMENT OF					11,976
4. GENERAL SERVICES ADMINISTRATION					10,983
5. TREASURY, DEPARTMENT OF THE					8,789
TOP FIVE CONTRACTING OFFICES LOCATED IN THIS STATE (000)					
DOD/DEPARTMENT OF THE NAVY					237,572
DEPT OF TRANS/COAST GUARD					22,457
DOD/DEPARTMENT OF THE ARMY					20,070
DEPT OF VETERANS AFFAIRS					13,007
DOD/DEPARTMENT OF THE NAVY					7,393
TYPE OF PRODUCT OR SERVICE	SMALL BUSINESS (000)	LARGE BUSINESS (000)	STATE & LOCAL GOV'T (000)	NON- PROFIT & OTHER (000)	TOTAL (000)
CONSTRUCTION	32,315	44,137	0	0	76,452
R & D	18,778	17,377	0	10,871	47,026
SERVICES	78,296	86,221	1,191	10,206	175,914
SUPPLIES & EQUIPMENT	38,153	86,910	0	4,565	129,628
TOTAL	167,542	234,645	1,191	25,642	429,020
TOP CONTRACTORS PERFORMING IN THIS STATE					
CIVILIAN AGENCIES CONTRACTORS	DOLLARS (000)	DEPARTMENT OF DEFENSE CONTRACTORS		DOLLARS (000)	
1. J & J/CONSIGLI A JOINT VENTURE	15,047	1. RAYTHEON COMPANY		109,216	
2. THE MEMORIAL HOSPITAL	5,140	2. ANALYSIS & TECHNOLOGY INC		15,374	
3. TECHNOLOGY PLANNING AND MANAGE	3,936	3. AQUIDNECK MANAGEMENT ASSOC		15,294	
4. COOKSON GROUP PLC	3,760	4. SYSTEMS ENGINEERING ASSOCIATES		14,583	
5. ALCOA INC	2,836	5. TRITON MARINE CONSTRUCTION CORP		13,504	
6. SCIENCE APPLICATIONS INTERNATIONAL	2,809	6. R W GRANGER & SONS INC		13,457	
7. SPECTRA SYSTEMS CORPORATION	2,133	7. HODESS BUILDING COMPANY INC		10,027	
8. J & J CONTRACTORS INC	1,930	8. HYMAN BRICKLE & SON INC		9,813	
9. A R C O MANAGEMENT OF WASHINGTON	1,901	9. ADV SOLUTIONS FOR TOMMORROW		7,714	
10. J G EDWARDS CONSTRUCTION CO INC	1,773	10. MARINE ACOUSTICS INC		7,061	

FEDERAL PROCUREMENT DATA SYSTEM
FEDERAL PROCUREMENT DOLLARS BY STATE
 Fiscal Year 2002 Through Fourth Quarter

SOUTH CAROLINA

Population 4,012,012

Total Procurement By Place of Performance 2,929,166

Per Capita Procurement \$730.09

Rank Per Capita 20

Rank Per Capita Last Year 18

TOP FIVE COUNTIES					
NAME OF COUNTIES	CIVILIAN AGENCIES		DEPT OF DEFENSE		TOTAL (000)
	SMALL DIS-ADVANTAGED (000)	OTHER (000)	SMALL-DIS ADVANTAGED (000)	OTHER (000)	
1. AIKEN	6,299	1,511,443	1,142	2,439	1,521,323
2. CHARLESTON	5,367	56,855	67,030	455,260	584,512
3. GREENVILLE	213	3,444	2,355	116,776	122,788
4. RICHLAND	290	679	16,147	77,936	95,052
5. MARLBORO	0	87,858	0	798	88,656
TOP FIVE AGENCIES WITH PLACE OF PERFORMANCE IN THIS STATE (000)					
1. ENERGY, DEPARTMENT OF					1,515,181
2. DEFENSE, DEPARTMENT OF					1,146,940
3. JUSTICE, DEPARTMENT OF					106,951
4. TRANSPORTATION, DEPARTMENT OF					34,447
5. GENERAL SERVICES ADMINISTRATION					32,219
TOP FIVE CONTRACTING OFFICES LOCATED IN THIS STATE (000)					
ENERGY, SAVANNAH RIVER OPERATIONS OFFICE, AIKEN					1,516,039
NAVY, COMMAND CONTROL & OCEAN, NORTH CHARLESTON					687,802
NAVY, FACILITIES ENGINEERING COMMAND, CHARLESTON					560,031
VA CONSOLIDATED MAIL OUTPATIENT PHARMACY, N CHARLESTON					180,620
NAVY, COMMAND CONTROL & OCEAN, NORTH CHARLESTON					105,670
TYPE OF PRODUCT OR SERVICE	SMALL BUSINESS (000)	LARGE BUSINESS (000)	STATE & LOCAL GOV'T (000)	NON-PROFIT & OTHER (000)	TOTAL (000)
CONSTRUCTION	128,619	153,545	0	0	282,164
R & D	14,362	2,593	0	15,283	32,238
SERVICES	277,341	1,912,231	5,680	24,554	2,219,806
SUPPLIES & EQUIPMENT	72,783	315,103	387	6,685	394,958
TOTAL	493,105	2,383,472	6,067	46,522	2,929,166
TOP CONTRACTORS PERFORMING IN THIS STATE					
CIVILIAN AGENCIES CONTRACTORS	DOLLARS (000)	DEPARTMENT OF DEFENSE CONTRACTORS		DOLLARS (000)	
1. WESTINGHOUSE ELECTRIC CORP	1,419,323	1. UNAKA COMPANY INCORPORATED		74,924	
2. HENSEL PHELPS CONSTRUCTION CO	89,640	2. DESA INC		74,617	
3. THE WACKENHUT CORPORATION	44,598	3. HONEYWELL INTERNATIONAL INC		70,750	
4. GROUP 4 FALCK A/S	33,616	4. LOCKHEED MARTIN CORPORATION		51,659	
5. CROWLEY MARITIME CORPORATION	15,385	5. HER-FIC EN LIQUIDATION SA		51,439	
6. HONEYWELL INTERNATIONAL INC	13,821	6. EAGAN MCALLISTER ASSOCIATES		32,861	
7. BLUE CROSS&BLUE SHIELD OF SC	7,508	7. SCIENTIFIC RESEARCH CORP		32,440	
8. GOLDKIST INC	6,925	8. COMPANIE GENERALE DES ETABLISS		31,721	
9. CADDELL CONSTRUCTION CO INC	6,097	9. URS CORPORATION		29,599	
10. SOUTH CAROLINA STATE OF	5,979	10. B A E SYSTEMS PLC		25,915	

FEDERAL PROCUREMENT DATA SYSTEM
FEDERAL PROCUREMENT DOLLARS BY STATE
 Fiscal Year 2002 Through Fourth Quarter

SOUTH DAKOTA

Population 754,844

Total Procurement By Place of Performance 334,519

Per Capita Procurement \$443.16

Rank Per Capita 32

Rank Per Capita Last Year 37

TOP FIVE COUNTIES					
NAME OF COUNTIES	CIVILIAN AGENCIES		DEPT OF DEFENSE		TOTAL (000)
	SMALL DIS-ADVANTAGED (000)	OTHER (000)	SMALL-DIS ADVANTAGED (000)	OTHER (000)	
1. UNION	162	16,433	0	106,159	122,754
2. MINNEHAHA	1,234	42,801	10	13,419	57,464
3. MEADE	0	144	3,527	41,518	45,189
4. PENNINGTON	2,850	11,575	108	4,215	18,748
5. BROWN	610	16,059	0	561	17,230
TOP FIVE AGENCIES WITH PLACE OF PERFORMANCE IN THIS STATE (000)					
1. DEFENSE, DEPARTMENT OF					181,644
2. INTERIOR, DEPARTMENT OF THE					51,820
3. AGRICULTURE, DEPARTMENT OF					30,787
4. HEALTH AND HUMAN SERVICES, DEPARTMENT OF					26,228
5. VETERANS AFFAIRS, DEPARTMENT OF					12,138
TOP FIVE CONTRACTING OFFICES LOCATED IN THIS STATE (000)					
DEPT OF HHS/PUBLIC HEALTH SERVICE					29,212
DOD/DEPARTMENT OF THE AIR FORCE					16,964
DEPT OF VETERANS AFFAIRS					10,691
DEPT OF VETERANS AFFAIRS					7,928
DEPT OF AGRIC/FOREST SERVICE					5,721
TYPE OF PRODUCT OR SERVICE	SMALL BUSINESS (000)	LARGE BUSINESS (000)	STATE & LOCAL GOV'T (000)	NON-PROFIT & OTHER (000)	TOTAL (000)
CONSTRUCTION	25,057	34,353	0	1,000	60,410
R & D	1,173	97	113	0	1,383
SERVICES	44,333	46,082	2,950	15,112	108,477
SUPPLIES & EQUIPMENT	21,247	142,542	46	414	164,249
TOTAL	91,810	223,074	3,109	16,526	334,519
TOP CONTRACTORS PERFORMING IN THIS STATE					
CIVILIAN AGENCIES CONTRACTORS	DOLLARS (000)	DEPARTMENT OF DEFENSE CONTRACTORS		DOLLARS (000)	
1. RAYTHEON COMPANY	29,262	1. TYSON FOODS INC		71,133	
2. GATEWAY INC	13,865	2. GATEWAY INC		35,929	
3. AMERICAN FOODS GROUP INC	9,199	3. WEIS BUILDERS INC		12,938	
4. WELLS FARGO & COMPANY	8,529	4. HEAVY CONSTRUCTORS INC		9,810	
5. DELHUR INDUSTRIES INC	7,704	5. RAVEN INDUSTRIES INC		7,846	
6. VISTA STAFFING SOLUTIONS INC	4,500	6. TYCO INTERNATIONAL LTD		5,057	
7. Z BEST COMPANY INC	3,632	7. BH SERVICES INC		3,905	
8. GOLDEN RULE CONSTRUCTION CO	3,530	8. DGR ASSOCIATES INC		2,101	
9. MIL-RAY FOOD COMPANY INC	3,340	9. THE PARSONS CORPORATION		1,923	
10. TYSON FOODS INC	2,899	10. NATIONAL GENERAL SUPPLY INC		1,752	

FEDERAL PROCUREMENT DATA SYSTEM
FEDERAL PROCUREMENT DOLLARS BY STATE
 Fiscal Year 2002 Through Fourth Quarter

TENNESSEE

Population 5,689,283

Total Procurement By Place of Performance 3,859,318

Per Capita Procurement \$678.34

Rank Per Capita 21

Rank Per Capita Last Year 20

TOP FIVE COUNTIES					
NAME OF COUNTIES	CIVILIAN AGENCIES		DEPT OF DEFENSE		TOTAL (000)
	SMALL DIS-ADVANTAGED (000)	OTHER (000)	SMALL-DIS ADVANTAGED (000)	OTHER (000)	
1. ANDERSON	19,634	2,104,018	136	34,128	2,157,916
2. SHELBY	5,688	122,301	9,920	461,974	599,883
3. COFFEE	5	14,319	1,587	383,334	399,245
4. DAVIDSON	7,508	63,789	520	30,291	102,108
5. KNOX	5,147	47,340	99	24,122	76,708
TOP FIVE AGENCIES WITH PLACE OF PERFORMANCE IN THIS STATE (000)					
1. ENERGY, DEPARTMENT OF					2,189,265
2. DEFENSE, DEPARTMENT OF					1,219,630
3. VETERANS AFFAIRS, DEPARTMENT OF					95,018
4. AGRICULTURE, DEPARTMENT OF					74,382
5. GENERAL SERVICES ADMINISTRATION					66,717
TOP FIVE CONTRACTING OFFICES LOCATED IN THIS STATE (000)					
ENERGY, OAK RIDGE OPERATIONS OFFICE					2,447,807
USAF, AEDC/PKO CONTRACTING DIVISION, ARNOLD ENG DEV CTR					229,117
VA CONSOLIDATED MAIL OUTPATIENT PHARMACY, MURFREESBORO					144,031
ARMY, ENGINEER DISTRICT (CIVIL), MEMPHIS					58,869
ARMY, ENGINEER DISTRICT (CIVIL), NASHVILLE					40,153
TYPE OF PRODUCT OR SERVICE	SMALL BUSINESS (000)	LARGE BUSINESS (000)	STATE & LOCAL GOV'T (000)	NON-PROFIT & OTHER (000)	TOTAL (000)
CONSTRUCTION	41,875	57,051	177	60	99,163
R & D	16,681	293,398	0	17,235	327,314
SERVICES	106,490	1,706,725	9,438	971,559	2,794,212
SUPPLIES & EQUIPMENT	347,275	253,373	0	37,981	638,629
TOTAL	512,321	2,310,547	9,615	1,026,835	3,859,318
TOP CONTRACTORS PERFORMING IN THIS STATE					
CIVILIAN AGENCIES CONTRACTORS	DOLLARS (000)	DEPARTMENT OF DEFENSE CONTRACTORS		DOLLARS (000)	
1. BECHTEL GROUP INC	1,001,462	1. FEDEX CORP		382,476	
2. UT-BATTELLE LLC	802,950	2. JACOBS ENGINEERING GROUP INC		178,773	
3. OAK RIDGE ASSOCIATED UNIVERSITIES	143,840	3. AEROSPACE CENTER SUPPORT		96,035	
4. NFS SERVICE LLC	66,710	4. HEIL TRAILER INTERNATIONAL		55,014	
5. THE WACKENHUT CORPORATION	59,916	5. TENNESSEE APPAREL CORP		54,876	
6. BRITISH NUCLEAR FUELS PLC	56,200	6. TENNIER INDUSTRIES INC		36,819	
7. ADVOCACY AND RESOURCES CORP	36,991	7. CAMEL MANUFACTURING COMPANY IN		25,726	
8. NAVISTAR INTERNATIONAL CORP	33,310	8. ALLIANT TECHSYSTEMS INC		21,317	
9. VF CORPORATION	32,111	9. MILAN AMERICAN ORDINANCE OPERA		21,302	
10. MINACT INC	27,135	10. NORTHROP GRUMMAN CORPORATION		16,452	

FEDERAL PROCUREMENT DATA SYSTEM
FEDERAL PROCUREMENT DOLLARS BY STATE
 Fiscal Year 2002 Through Fourth Quarter

TEXAS

Population 20,851,820

Total Procurement By Place of Performance 19,212,312

Per Capita Procurement \$921.37

Rank Per Capita 13

Rank Per Capita Last Year 19

TOP FIVE COUNTIES					
NAME OF COUNTIES	CIVILIAN AGENCIES		DEPT OF DEFENSE		TOTAL (000)
	SMALL DIS-ADVANTAGED (000)	OTHER (000)	SMALL-DIS ADVANTAGED (000)	OTHER (000)	
1. HARRIS	78,358	3,890,388	5,728	204,931	4,179,405
2. TARRANT	22,356	154,203	23,930	3,499,720	3,700,209
3. BEXAR	54,704	200,999	173,526	1,691,072	2,120,301
4. DALLAS	21,122	197,133	5,509	1,810,024	2,028,279
5. HUNT	0	23,861	0	710,830	734,691
TOP FIVE AGENCIES WITH PLACE OF PERFORMANCE IN THIS STATE (000)					
1. DEFENSE, DEPARTMENT OF					12,937,165
2. NATIONAL AERONAUTICS AND SPACE ADMINISTRATION					3,788,236
3. GENERAL SERVICES ADMINISTRATION					527,478
4. ENERGY, DEPARTMENT OF					373,427
5. TRANSPORTATION, DEPARTMENT OF					331,080
TOP FIVE CONTRACTING OFFICES LOCATED IN THIS STATE (000)					
NASA, JOHNSON SPACE CENTER, HOUSTON					3,995,791
USAF, HSW/PKV, BROOKS AFB					558,861
GSA, FTS ACQUISITION TEAM, FORT WORTH					481,259
USAF, AETC CONS/CC, RANDOLPH AFB					303,061
VA MEDICAL CENTER, DALLAS					272,378
TYPE OF PRODUCT OR SERVICE	SMALL BUSINESS (000)	LARGE BUSINESS (000)	STATE & LOCAL GOV'T (000)	NON-PROFIT & OTHER (000)	TOTAL (000)
CONSTRUCTION	251,240	414,995	0	6,819	673,054
R & D	152,760	2,285,953	24	165,853	2,604,590
SERVICES	1,084,327	5,130,736	32,141	355,526	6,602,730
SUPPLIES & EQUIPMENT	959,414	6,161,476	420	2,210,628	9,331,938
TOTAL	2,447,741	13,993,160	32,585	2,738,826	19,212,312
TOP CONTRACTORS PERFORMING IN THIS STATE					
CIVILIAN AGENCIES CONTRACTORS	DOLLARS (000)	DEPARTMENT OF DEFENSE CONTRACTORS		DOLLARS (000)	
1. UNITED SPACE ALLIANCE LLC	1,798,288	1. LOCKHEED MARTIN CORPORATION		4,146,421	
2. THE BOEING COMPANY	1,145,251	2. THHE BOEING COMPANY		834,015	
3. LOCKHEED MARTIN CORPORATION	641,563	3. L-3 COMMUNICATIONS HOLDING INC		791,928	
4. BECHTEL GROUP INC	404,242	4. RAYTHEON COMPANY		646,010	
5. DELL COMPUTER CORPORATION	193,722	5. TEXTRON INC		563,823	
6. CARGILL INCORPORATED	94,762	6. THE BOEING COMPANY		516,082	
7. DYNCORP	59,246	7. STEWARD & STEVENSON SERVICES		439,506	
8. SCIENCE APPLICATIONS INTL CORP	60,491	8. NV KONINKLIJKE NEDERLANDSCHE		434,494	
9. RAYTHEON COMPANY	57,343	9. DELL COMPUTER CORPORATION		403,050	
10. EUROPEAN AERONAUTIC DEFENCE AN	53,418	10. DYNCORP		192,486	

FEDERAL PROCUREMENT DATA SYSTEM
FEDERAL PROCUREMENT DOLLARS BY STATE
 Fiscal Year 2002 Through Fourth Quarter

UTAH

Population 2,233,169

Total Procurement By Place of Performance 1,989,949

Per Capita Procurement \$891.08

Rank Per Capita 16

Rank Per Capita Last Year 14

TOP FIVE COUNTIES					
NAME OF COUNTIES	CIVILIAN AGENCIES		DEPT OF DEFENSE		TOTAL (000)
	SMALL DIS-ADVANTAGED (000)	OTHER (000)	SMALL-DIS ADVANTAGED (000)	OTHER (000)	
1. BOX ELDER	4,184	417,890	19,487	180,809	622,370
2. DAVIS	2,567	33,745	10,028	538,797	585,137
3. SALT LAKE	8,835	80,236	6,513	372,008	467,592
4. TOOELE	604	35,255	19,502	51,255	106,616
5. WEBER	26,476	15,466	3,122	28,927	73,991
TOP FIVE AGENCIES WITH PLACE OF PERFORMANCE IN THIS STATE (000)					
1. DEFENSE, DEPARTMENT OF					1,287,021
2. NATIONAL AERONAUTICS AND SPACE ADMINISTRATION					411,506
3. GENERAL SERVICES ADMINISTRATION					55,384
4. INTERIOR, DEPARTMENT OF THE					52,899
5. ENERGY, DEPARTMENT OF					35,111
TOP FIVE CONTRACTING OFFICES LOCATED IN THIS STATE (000)					
USAF, OO-ALC/PKME/LMKE, HILL AFB					581,149
USAF, OO-ALC/PKME/WMK, HILL AFB					462,721
USAF, OO-ALC/PKME/LIK, HILL AFB					351,239
USAF, OO-ALC/PKHC/LHKC, HILL AFB					314,032
USAF, OO-ALC/PKO, HILL AFB					271,259
TYPE OF PRODUCT OR SERVICE	SMALL BUSINESS (000)	LARGE BUSINESS (000)	STATE & LOCAL GOV'T (000)	NON-PROFIT & OTHER (000)	TOTAL (000)
CONSTRUCTION	68,780	18,047	0	55	86,882
R & D	10,952	73,619	0	56,154	140,725
SERVICES	154,958	762,944	1,289	15,869	935,060
SUPPLIES & EQUIPMENT	144,282	676,558	132	6,310	827,282
TOTAL	378,972	1,531,168	1,421	78,388	1,989,949
TOP CONTRACTORS PERFORMING IN THIS STATE					
CIVILIAN AGENCIES CONTRACTORS	DOLLARS (000)	DEPARTMENT OF DEFENSE CONTRACTORS		DOLLARS (000)	
1. ALLIANT TECHSYSTEMS INC	389,521	1. TRW INC		278,127	
2. ENVIROCARE OF UTAH INC	34,044	2. NORTHROP GRUMMAN CORPORATION		266,445	
3. PLANETGOV INC	22,630	3. L-3 COMMUNICATIONS HOLDING INC		211,746	
4. UTAH STATE UNIVERSITY	21,482	4. U S EAGLE INC		40,400	
5. MANAGEMENT AND TRAINING CORP	19,518	5. CHEVRONTEXACO CORPORATION		27,061	
6. UNIVERSITY OF UTAH INC	13,817	6. WASATCH ENERGY, LLC		25,732	
7. FREEPORT CENTER ASSOCIATES	11,731	7. UTAH STATE UNIVERSITY		23,743	
8. AMERISOURCEBERGEN CORPORATION	9,936	8. ALCOA INC		20,656	
9. GENERAL ATOMIC TECHNOLOGIES CO	8,308	9. THE CARLYLE GROUP		17,067	
10. CHERRY CENTRAL COOPERATIVE INC	5,971	10. LOCKHEED MARTIN CORPORATION		16,812	

FEDERAL PROCUREMENT DATA SYSTEM
FEDERAL PROCUREMENT DOLLARS BY STATE
 Fiscal Year 2002 Through Fourth Quarter

VERMONT

Population 608,827

Total Procurement By Place of Performance 362,446

Per Capita Procurement \$595.31

Rank Per Capita 25

Rank Per Capita Last Year 22

TOP FIVE COUNTIES					
NAME OF COUNTIES	CIVILIAN AGENCIES		DEPT OF DEFENSE		TOTAL (000)
	SMALL DIS-ADVANTAGED (000)	OTHER (000)	SMALL-DIS ADVANTAGED (000)	OTHER (000)	
1. CHITTENDEN	213	10,725	420	239,593	250,951
2. ADDISON	29	8,451	0	17,078	25,558
3. BENNINGTON	2	531	0	24,914	25,447
4. ORLEANS	0	11,254	0	7,715	18,969
5. WINDSOR	2,479	7,615	78	815	10,987
TOP FIVE AGENCIES WITH PLACE OF PERFORMANCE IN THIS STATE (000)					
1. DEFENSE, DEPARTMENT OF					299,760
2. GENERAL SERVICES ADMINISTRATION					29,069
3. LABOR, DEPARTMENT OF					8,803
4. VETERANS AFFAIRS, DEPARTMENT OF					8,037
5. TRANSPORTATION, DEPARTMENT OF					2,909
TOP FIVE CONTRACTING OFFICES LOCATED IN THIS STATE (000)					
JUSTICE, IMMIGRATION AND NATURAL. SVC, BURLINGTON					67,452
VA MEDICAL & RO CENTER, WHITE RIVER JUNCTION					14,365
ARMY, USPFO FOR VERMONT, COLCHESTER					7,899
AGRICULTURE, FOREST SERVICE, RUTLAND					33
TYPE OF PRODUCT OR SERVICE	SMALL BUSINESS (000)	LARGE BUSINESS (000)	STATE & LOCAL GOV'T (000)	NON-PROFIT & OTHER (000)	TOTAL (000)
CONSTRUCTION	5,378	17,979	0	0	23,357
R & D	1,347	34,155	0	1,733	37,235
SERVICES	11,853	29,335	777	1,529	43,494
SUPPLIES & EQUIPMENT	33,167	224,340	0	853	258,360
TOTAL	51,745	305,809	777	4,115	362,446
TOP CONTRACTORS PERFORMING IN THIS STATE					
CIVILIAN AGENCIES CONTRACTORS	DOLLARS (000)	DEPARTMENT OF DEFENSE CONTRACTORS		DOLLARS (000)	
1. BIRD CONSTRUCTION CO	10,672	1. GENERAL DYNAMICS CORPORATION		203,318	
2. K L N STEEL PRODUCTS COMPANY	6,498	2. COMPUTER SCIENCES CORPORATION		23,092	
3. OWL COMPANIES	5,142	3. AMERICAN ORDNANCE LLC		19,430	
4. OPINION RESEARCH CORPORATION	2,935	4. GOODRICH CORPORATION		15,098	
5. PIZZAGALLI PROPERTIES LLC	2,930	5. NEW ENGLAND WOODCRAFT INC		5,582	
6. CAREER SYSTEMS DEVELOPMENT COR	2,727	6. DEW CONSTRUCTION CORP		4,366	
7. MERANT PLC	2,085	7. CGF HLEMETS CORP		4,169	
8. UNIVERSITY OF VERMONT & STATE	1,841	8. MINE SAFETY APPLIANCES COMPANY		3,546	
9. NEW ENGLAND WOODCRAFT INC	1,685	9. PKC CORPORATION		3,500	
10. DEW CONSTRUCTION CORP	1,276	10. SIMMONDS PRECISION MOTION CONT		1,847	

FEDERAL PROCUREMENT DATA SYSTEM
FEDERAL PROCUREMENT DOLLARS BY STATE
 Fiscal Year 2002 Through Fourth Quarter

VIRGINIA

Population 7,078,515

Total Procurement By Place of Performance 24,791,496

Per Capita Procurement \$3,502.35

Rank Per Capita 2

Rank Per Capita Last Year 2

TOP FIVE COUNTIES					
NAME OF COUNTIES	CIVILIAN AGENCIES		DEPT OF DEFENSE		TOTAL (000)
	SMALL DIS-ADVANTAGED (000)	OTHER (000)	SMALL-DIS ADVANTAGED (000)	OTHER (000)	
1. FAIRFAX	306,020	2,236,575	322,022	4,587,682	7,452,299
2. ARLINGTON	184,813	1,278,979	156,279	1,762,025	3,382,096
3. FAIRFAX CITY	176,734	1,045,022	49,412	1,019,011	2,290,179
4. NEWPORT NEWS	1,873	119,988	21,077	1,961,548	2,104,486
5. NORFOLK CITY	26,551	59,439	223,755	1,254,013	1,563,758
TOP FIVE AGENCIES WITH PLACE OF PERFORMANCE IN THIS STATE (000)					
1. DEFENSE, DEPARTMENT OF					17,126,736
2. GENERAL SERVICES ADMINISTRATION					2,223,048
3. JUSTICE, DEPARTMENT OF					635,377
4. TRANSPORTATION, DEPARTMENT OF					574,558
5. TREASURY, DEPARTMENT OF THE					556,692
TOP FIVE CONTRACTING OFFICES LOCATED IN THIS STATE (000)					
DOD, DEFENSE LOGISTICS AGENCY, FORT BELVOIR					4,925,677
DOD, STRATEGIC DEFENSE INITIATIVES AGENCY, ARLINGTON					2,354,566
NAVY, SEA SYSTEMS COMMAND, ARLINGTON					2,137,966
DOD, DEFENSE LOGISTICS AGENCY, RICHMOND					1,771,065
NAVY, SEA SYSTEMS COMMAND, ARLINGTON					1,335,923
TYPE OF PRODUCT OR SERVICE	SMALL BUSINESS (000)	LARGE BUSINESS (000)	STATE & LOCAL GOV'T (000)	NON-PROFIT & OTHER (000)	TOTAL (000)
CONSTRUCTION	337,378	1,035,504	28	1,658	1,374,568
R & D	654,207	1,624,017	475	310,176	2,588,875
SERVICES	4,424,906	9,887,036	7,710	460,887	14,780,539
SUPPLIES & EQUIPMENT	1,576,088	4,389,256	388	81,782	6,047,514
TOTAL	6,992,579	16,935,813	8,601	854,503	24,791,496
TOP CONTRACTORS PERFORMING IN THIS STATE					
CIVILIAN AGENCIES CONTRACTORS	DOLLARS (000)	DEPARTMENT OF DEFENSE CONTRACTORS		DOLLARS (000)	
1. DYNCORP	330,733	1. NORTHROP GRUMMAN CORPORATION		2,335,919	
2. SCIENCE APPLICATIONS INTL CORP	292,325	2. SCIENCE APPLICATIONS INTL		628,357	
3. MCDERMOTT INTERNATIONAL INC	243,780	3. NORTH AMERICAN AIRLINES		622,189	
4. COMPUTER SCIENCES CORPORATION	236,877	4. WORLDCOM INC		524,774	
5. NORTHROP GRUMMAN CORPORATION	226,624	5. LOCKHEED MARTIN CORPORATION		495,653	
6. BOOZ ALLEN & HAMILTON INC	223,176	6. DYNCORP		355,941	
7. ELECTRONIC DATA SYSTEMS CORP	189,447	7. ELECTRONIC DATA SYSTEMS CORP		350,571	
8. GTSI CORP	183,340	8. BOOZ ALLEN & HAMILTON INC		325,484	
9. INTEGRATED COAST GUARD SYSTEMS	169,612	9. RAYTHEON COMPANY		298,971	
10. TRW INC	112,770	10. COMPUTER SCIENCES CORPORATION		298,418	

FEDERAL PROCUREMENT DATA SYSTEM
FEDERAL PROCUREMENT DOLLARS BY STATE
 Fiscal Year 2002 Through Fourth Quarter

WASHINGTON

Population 5,894,121

Total Procurement By Place of Performance 5,129,462

Per Capita Procurement \$870.26

Rank Per Capita 18

Rank Per Capita Last Year 15

TOP FIVE COUNTIES					
NAME OF COUNTIES	CIVILIAN AGENCIES		DEPT OF DEFENSE		TOTAL (000)
	SMALL DIS-ADVANTAGED (000)	OTHER (000)	SMALL-DIS ADVANTAGED (000)	OTHER (000)	
1. BENTON	19,436	2,217,534	0	54,320	2,291,290
2. KING	19,672	214,157	8,364	1,138,784	1,380,977
3. PIERCE	2,492	39,236	36,079	285,299	363,106
4. KITSAP	2,546	33,175	22,271	266,993	324,985
5. WHATCOM	2	8,614	103	130,190	138,909
TOP FIVE AGENCIES WITH PLACE OF PERFORMANCE IN THIS STATE (000)					
1. DEFENSE, DEPARTMENT OF					2,256,265
2. ENERGY, DEPARTMENT OF					2,228,722
3. GENERAL SERVICES ADMINISTRATION					164,009
4. AGRICULTURE, DEPARTMENT OF					144,245
5. TRANSPORTATION, DEPARTMENT OF					71,244
TOP FIVE CONTRACTING OFFICES LOCATED IN THIS STATE (000)					
ENERGY, RICHLAND OPERATIONS OFFICE					1,284,922
ENERGY, OFFICE OF RIVER PROTECTION, RICHLAND					939,957
GSA, FTS TECHNICAL SERVICES DIVISION, BREMERTON					467,013
NAVY, FACILITIES ENGINEERING, POULSBO					223,382
ARMY, ENGINEER DISTRICT, SEATTLE					178,992
TYPE OF PRODUCT OR SERVICE	SMALL BUSINESS (000)	LARGE BUSINESS (000)	STATE & LOCAL GOV'T (000)	NON-PROFIT & OTHER (000)	TOTAL (000)
CONSTRUCTION	163,120	947,651	0	1,516	1,112,287
R & D	42,450	759,944	29	43,363	845,786
SERVICES	430,415	1,525,238	6,686	233,259	2,195,598
SUPPLIES & EQUIPMENT	218,022	752,407	125	5,237	975,791
TOTAL	854,007	3,985,240	6,840	283,375	5,129,462
TOP CONTRACTORS PERFORMING IN THIS STATE					
CIVILIAN AGENCIES CONTRACTORS	DOLLARS (000)	DEPARTMENT OF DEFENSE CONTRACTORS		DOLLARS (000)	
1. BECHTEL GROUP INC	771,788	1. THE BOEING COMPANY		661,149	
2. FLUOR CORP	646,094	2. BP WEST COAST PRODUCTS LLC		123,642	
3. BATTELLE MEMORIAL INSTITUTE INC	474,159	3. TODD SHIPYARDS CORPORATION		116,968	
4. CH2M HILL COMPANIES LTD	277,791	4. HOPKINS JOHNS HEALTH SYSTEM CO		91,204	
5. KALAMA EXPORT CO LLC	37,206	5. PACIFIC MEDICAL CENTER INC		77,640	
6. TODD SHIPYARDS CORPORATION	18,889	6. JOHNSON CONTROLS INC		58,865	
7. WASHINGTON, UNIVERSITY OF INC	17,647	7. FLUOR ALASKA INC		46,153	
8. UNITED HARVEST LLC	17,628	8. RAYTHEON COMPANY		45,191	
9. INTERMOUNTAIN CONSTRUCTION CO	16,437	9. SKANSKA AB		35,306	
10. AMERISOURCEBERGEN CORPORATION	14,304	10. AUSTIN HOLDINGS INC		31,963	

FEDERAL PROCUREMENT DATA SYSTEM
FEDERAL PROCUREMENT DOLLARS BY STATE
 Fiscal Year 2002 Through Fourth Quarter

WEST VIRGINIA

Population 1,808,344

Total Procurement By Place of Performance 502,070

Per Capita Procurement \$277.64

Rank Per Capita 47

Rank Per Capita Last Year 47

TOP FIVE COUNTIES					
NAME OF COUNTIES	CIVILIAN AGENCIES		DEPT OF DEFENSE		TOTAL (000)
	SMALL DIS-ADVANTAGED (000)	OTHER (000)	SMALL-DIS ADVANTAGED (000)	OTHER (000)	
1. MONONGALIA	7,650	60,410	2,680	3,579	74,319
2. KANAWHA	1,140	23,032	3,315	31,842	59,329
3. BERKELEY	20,900	26,930	0	3,618	51,448
4. WOOD	6,136	36,054	48	5,333	47,571
5. JEFFERSON	1,778	44,442	0	670	46,890
TOP FIVE AGENCIES WITH PLACE OF PERFORMANCE IN THIS STATE (000)					
1. DEFENSE, DEPARTMENT OF					142,000
2. TREASURY, DEPARTMENT OF THE					80,681
3. GENERAL SERVICES ADMINISTRATION					63,352
4. ENERGY, DEPARTMENT OF					60,114
5. AGRICULTURE, DEPARTMENT OF					26,406
TOP FIVE CONTRACTING OFFICES LOCATED IN THIS STATE (000)					
TREASURY, BUREU OF THE PUBLIC DEBT, PARKERSBURG					224,331
ARMY, ENGINEER DISTRICT (CIVIL), HUNTINGTON					107,969
TREASURY, BUREAU OF THE PUBLIC DEBT, PARKERSBURG					29,076
INTERIOR, PARK SERVICE, HARPERS FERRY CENTER					18,801
VA MEDICAL CENTER, HUNTINGTON					17,861
TYPE OF PRODUCT OR SERVICE	SMALL BUSINESS (000)	LARGE BUSINESS (000)	STATE & LOCAL GOV'T (000)	NON-PROFIT & OTHER (000)	TOTAL (000)
CONSTRUCTION	44,911	100,354	0	0	145,265
R & D	6,230	3,342	0	1,396	10,968
SERVICES	103,744	143,535	3,363	19,027	269,669
SUPPLIES & EQUIPMENT	43,122	31,243	41	1,762	76,168
TOTAL	198,007	278,474	3,404	22,185	502,070
TOP CONTRACTORS PERFORMING IN THIS STATE					
CIVILIAN AGENCIES CONTRACTORS	DOLLARS (000)	DEPARTMENT OF DEFENSE CONTRACTORS	DOLLARS (000)		
1. ENERGY & ENVIRONMENTAL SOLUTION	27,328	1. ALLIANT TECHSYSTEMS INC	20,011		
2. P J DICK INCORPORATED	23,824	2. BALFOUR BEATTY PLC	10,384		
3. DICK CORPORATION	19,257	3. KOKOSING FRUCON LLC	10,200		
4. THE TITAN CORPORATION	17,741	4. OCCI, INC	7,953		
5. INTERNATIONAL BUSINESS MACHINE	13,460	5. PORT AMHERST LTD	6,449		
6. MANAGEMENT AND TRAINING CORP	11,962	6. PATEL ENGINEERING LIMITED	6,369		
7. UNISYS CORPORATION	11,812	7. INFORMATION MANUFACTURING CORP	6,297		
8. MILVETS SYSTEM TECHNOLOGY INC	10,662	8. PROLOGIC INC	5,319		
9. THE CARLYLE GROUP	10,136	9. ABB ASEA BROWN BOVERI LTD	5,248		
10. INFORMATION MANUFACTURING CORP	10,036	10. THE W H SMITH HARDWARE COMPANY	3,776		

FEDERAL PROCUREMENT DATA SYSTEM
FEDERAL PROCUREMENT DOLLARS BY STATE
 Fiscal Year 2002 Through Fourth Quarter

WISCONSIN

Population 5,363,675

Total Procurement By Place of Performance 1,606,617

Per Capita Procurement \$299.53

Rank Per Capita 44

Rank Per Capita Last Year 41

TOP FIVE COUNTIES					
NAME OF COUNTIES	CIVILIAN AGENCIES		DEPT OF DEFENSE		TOTAL (000)
	SMALL DIS-ADVANTAGED (000)	OTHER (000)	SMALL-DIS ADVANTAGED (000)	OTHER (000)	
1. WINNEBAGO	0	17,466	42	591,351	608,859
2. MILWAUKEE	7,991	88,950	3,812	76,415	177,168
3. MARINETTE	30	88,924	287	1,514	90,755
4. BROWN	422	77,372	0	12,124	89,918
5. DANE	799	47,037	1,323	20,112	69,271
TOP FIVE AGENCIES WITH PLACE OF PERFORMANCE IN THIS STATE (000)					
1. DEFENSE, DEPARTMENT OF					1,045,066
2. JUSTICE, DEPARTMENT OF					132,662
3. TRANSPORTATION, DEPARTMENT OF					103,443
4. AGRICULTURE, DEPARTMENT OF					92,959
5. VETERANS AFFAIRS, DEPARTMENT OF					88,966
TOP FIVE CONTRACTING OFFICES LOCATED IN THIS STATE (000)					
VA, GREAT LAKES CONTRACTING CENTER, MILWAUKEE					150,866
ARMY, DIRECTORATE OF CONTRACTING, FORT MCCOY					25,306
ARMY, USPFO FOR WISCONSIN, CAMP DOUGLAS					21,066
TRANSPORTATION, COAST GUARD, MARINETTE					7,085
USAF, 400 AW/LGC GM IAP-ARS, MILWAUKEE					5,216
TYPE OF PRODUCT OR SERVICE	SMALL BUSINESS (000)	LARGE BUSINESS (000)	STATE & LOCAL GOV'T (000)	NON-PROFIT & OTHER (000)	TOTAL (000)
CONSTRUCTION	38,897	17,240	95	84	56,316
R & D	12,004	16,081	135	29,936	58,156
SERVICES	46,060	208,661	3,761	18,976	277,458
SUPPLIES & EQUIPMENT	181,711	954,163	43	78,770	1,214,687
TOTAL	278,672	1,196,145	4,034	127,766	1,606,617
TOP CONTRACTORS PERFORMING IN THIS STATE					
CIVILIAN AGENCIES CONTRACTORS	DOLLARS (000)	DEPARTMENT OF DEFENSE CONTRACTORS		DOLLARS (000)	
1. THE MANITOWOC COMPANY INC	90,282	1. OSHKOSH TRUCK CORPORATION		599,528	
2. KRUEGER INTERNATIONAL INC	61,928	2. ALLIANT TECHSYSTEMS INC		49,475	
3. AKAL SECURITY INC	40,170	3. GENERAL ELECTRIC COMPANY INC		44,960	
4. GENERAL ELECTRIC COMPANY INC	36,573	4. TEXTRON INC		35,846	
5. DIDION MILLING INC	34,386	5. O R C INDUSTRIES INC		32,052	
6. UNIVERSITY OF WISCONSIN SYSTEM	24,014	6. INDUSTRIES FOR THE BLIND INC		30,016	
7. OSHKOSH TRUCK CORPORATION	19,119	7. REINHART FOODSERVICE INC		22,427	
8. CH2M HILL COMPANIES LTD	18,761	8. OCENCO INCORPORATED		11,561	
9. MVM INC	15,850	9. SNAP-ON INCORPORATED		7,132	
10. AMERICAN FOODS GROUP INC	13,540	10. UNITED TECHNOLOGIES CORP		6,884	

FEDERAL PROCUREMENT DATA SYSTEM
FEDERAL PROCUREMENT DOLLARS BY STATE
 Fiscal Year 2002 Through Fourth Quarter

WYOMING

Population 493,782

Total Procurement By Place of Performance 135,728

Per Capita Procurement \$274.87

Rank Per Capita 48

Rank Per Capita Last Year 36

TOP FIVE COUNTIES					
NAME OF COUNTIES	CIVILIAN AGENCIES		DEPT OF DEFENSE		TOTAL (000)
	SMALL DIS-ADVANTAGED (000)	OTHER (000)	SMALL-DIS ADVANTAGED (000)	OTHER (000)	
1. LARAMIE	1,276	14,419	10,727	35,651	62,073
2. PARK	55	13,619	0	5	13,679
3. TETON	198	10,638	194	1,383	12,413
4. WESTON	0	665	0	8,487	9,152
5. FREMONT	1,416	6,501	0	199	8,116
TOP FIVE AGENCIES WITH PLACE OF PERFORMANCE IN THIS STATE (000)					
1. DEFENSE, DEPARTMENT OF					59,854
2. INTERIOR, DEPARTMENT OF THE					33,152
3. TRANSPORTATION, DEPARTMENT OF					11,699
4. AGRICULTURE, DEPARTMENT OF					8,340
5. VETERANS AFFAIRS, DEPARTMENT OF					7,514
TOP FIVE CONTRACTING OFFICES LOCATED IN THIS STATE (000)					
USAF, 90 CONS/LGCW, F E WARREN AFB					29,910
INTERIOR, PARK SERVICE, YELLOWSTONE NATIONAL PARK					12,265
VA MEDICAL & RO CENTER, CHEYENNE					10,631
INTERIOR, PARK SERVICE, GRAND TETON NP					3,294
ARMY, USPFO FOR WYOMING, CHEYENNE					2,661
TYPE OF PRODUCT OR SERVICE	SMALL BUSINESS (000)	LARGE BUSINESS (000)	STATE & LOCAL GOV'T (000)	NON-PROFIT & OTHER (000)	TOTAL (000)
CONSTRUCTION	40,266	12,237	0	0	52,503
R & D	491	0	0	2,786	3,277
SERVICES	40,188	9,777	703	6,495	57,163
SUPPLIES & EQUIPMENT	14,652	8,036	0	97	22,785
TOTAL	95,597	30,050	703	9,378	135,728
TOP CONTRACTORS PERFORMING IN THIS STATE					
CIVILIAN AGENCIES CONTRACTORS	DOLLARS (000)	DEPARTMENT OF DEFENSE CONTRACTORS		DOLLARS (000)	
1. RICE ENTERPRISES INC	7,357	1. BRYAN CONSTRUCTION HPE JOINT		8,570	
2. DICK ANDERSON CONSTRUCTION INC	6,148	2. HERMES CONSOLIDATED INC		8,482	
3. UNICOVER CORPORATION	5,370	3. REMTECH SERVICES INC		2,767	
4. HAWKINS & POWERS AVIATION INC	4,974	4. DEAN KURTZ CONSTRUCTION		2,616	
5. ASCENT CONSTRUCTION	4,787	5. URS CORPORATION		2,130	
6. NU-WAY INC	2,897	6. NATIONAL GENERAL SUPPLY INC		1,935	
7. UNIVERSITY OF WYOMING RESEARCH	2,743	7. XCEL ENERGY INC		1,416	
8. NEW AMERICAN HEALTHCARE CORPOR	1,800	8. TYCO INTERNATIONAL LTD		1,410	
9. TERRA WEST LLC	1,322	9. ALLIANCE GENERAL CONTRACTORS		1,382	
10. CTA INC	1,214	10. MIC/CCS JV		1,317	