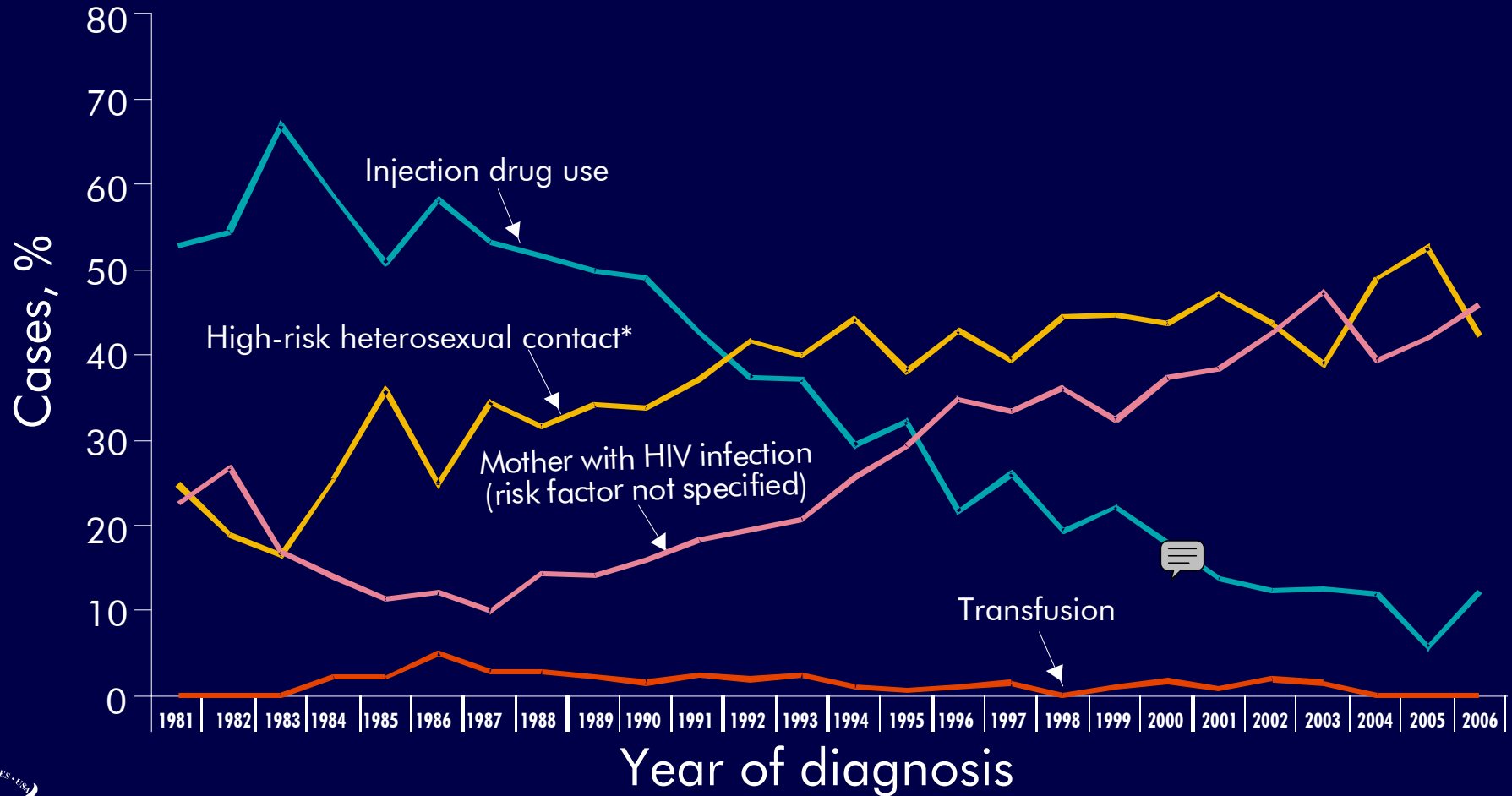


Proportion of Perinatally Acquired AIDS Cases by Mother's Transmission Category and Year of Diagnosis 1981–2006—United States and Dependent Areas



Note. Data have been adjusted for reporting delays and cases without risk factor information were proportionally redistributed.

*Heterosexual contact with a person known to have, or to be at high-risk for, HIV infection.



Estimated Number of Perinatally Acquired AIDS Cases by Mother's Transmission Category and Year of Diagnosis 1981–1996 and 1997–2006—United States and Dependent Areas

Transmission Category	1981–1996		1997–2006	
	No.	%	No.	%
Injection drug use	3,118	41	255	19
High-risk heterosexual contact*	2,809	37	591	43
Transfusion	139	2	13	1
Mother's risk factor not specified	1,493	20	502	37



Note. Data have been adjusted for reporting delays and cases without risk factor information were proportionally redistributed.

*Heterosexual contact with a person known to have, or to be at high-risk for, HIV infection.

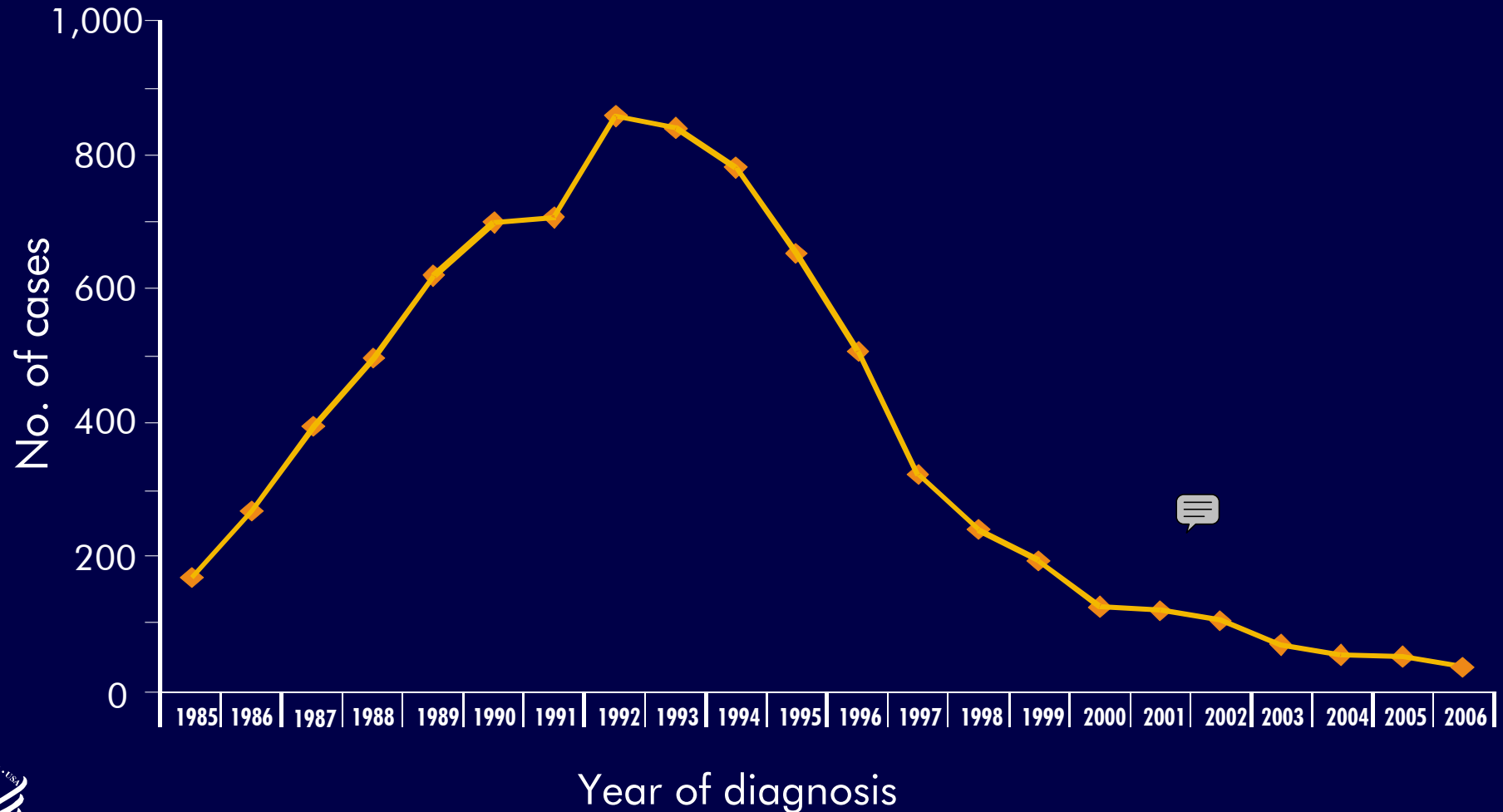


Reported AIDS Cases in Children <13 Years of Age by Transmission Category, 2006 and Cumulative United States and Dependent Areas

Transmission Category	2006		Cumulative	
	Number	%	Number	%
Perinatally acquired	74	86	8,738	92
Transfusion-associated	1	1	387	4
Hemophilia	0	0	229	2
Undetermined/not reported	11	13	168	2
Total	86	100	9,522	100



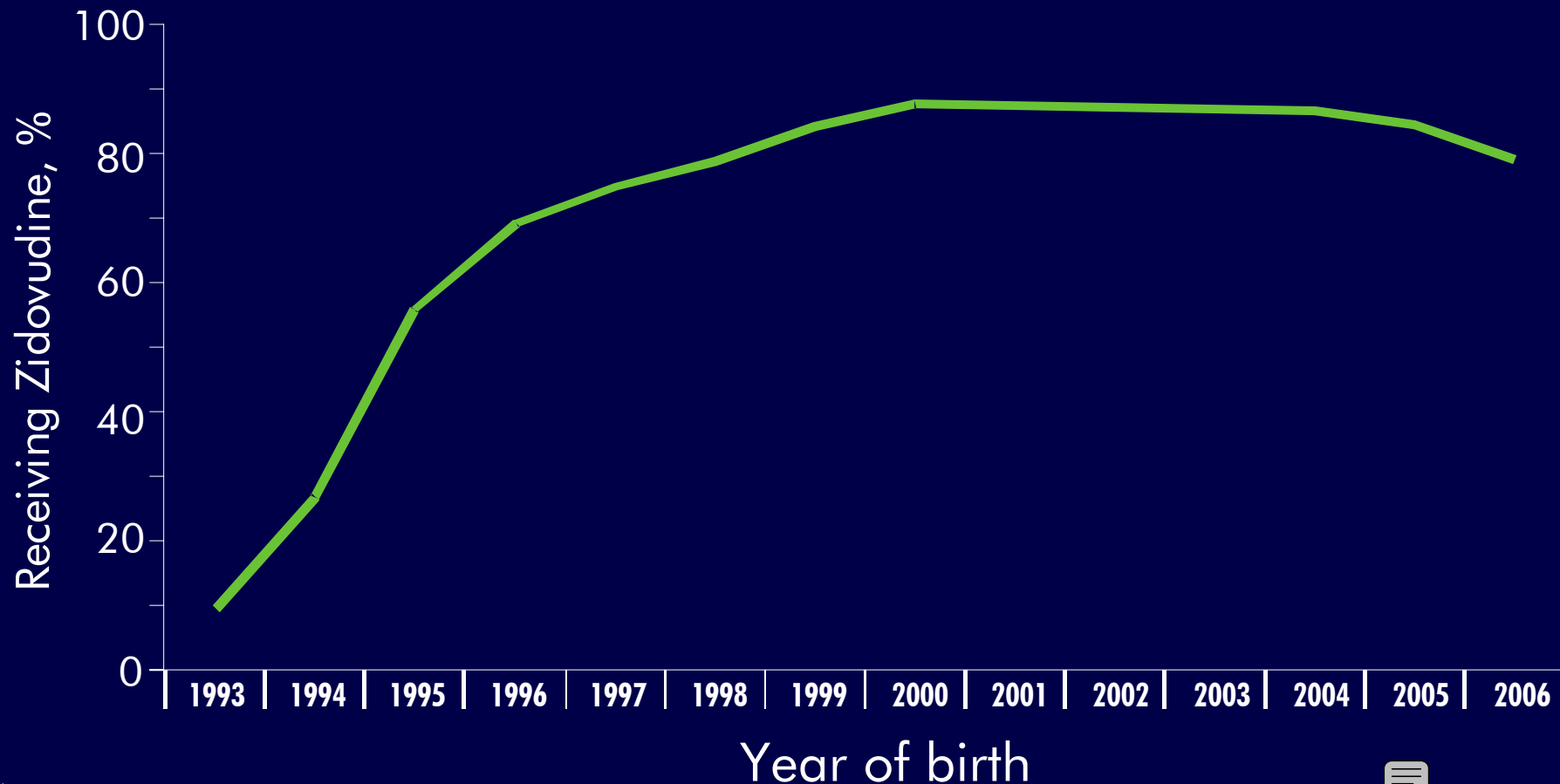
Estimated Number of Perinatally Acquired AIDS Cases by Year of Diagnosis, 1985–2006—United States and Dependent Areas



Note. Data have been adjusted for reporting delays and cases without risk factor information were proportionally redistributed.



Zidovudine Use for HIV-infected Pregnant Women or for Perinately Exposed* or Infected Children Born 1993–2006—50 Areas



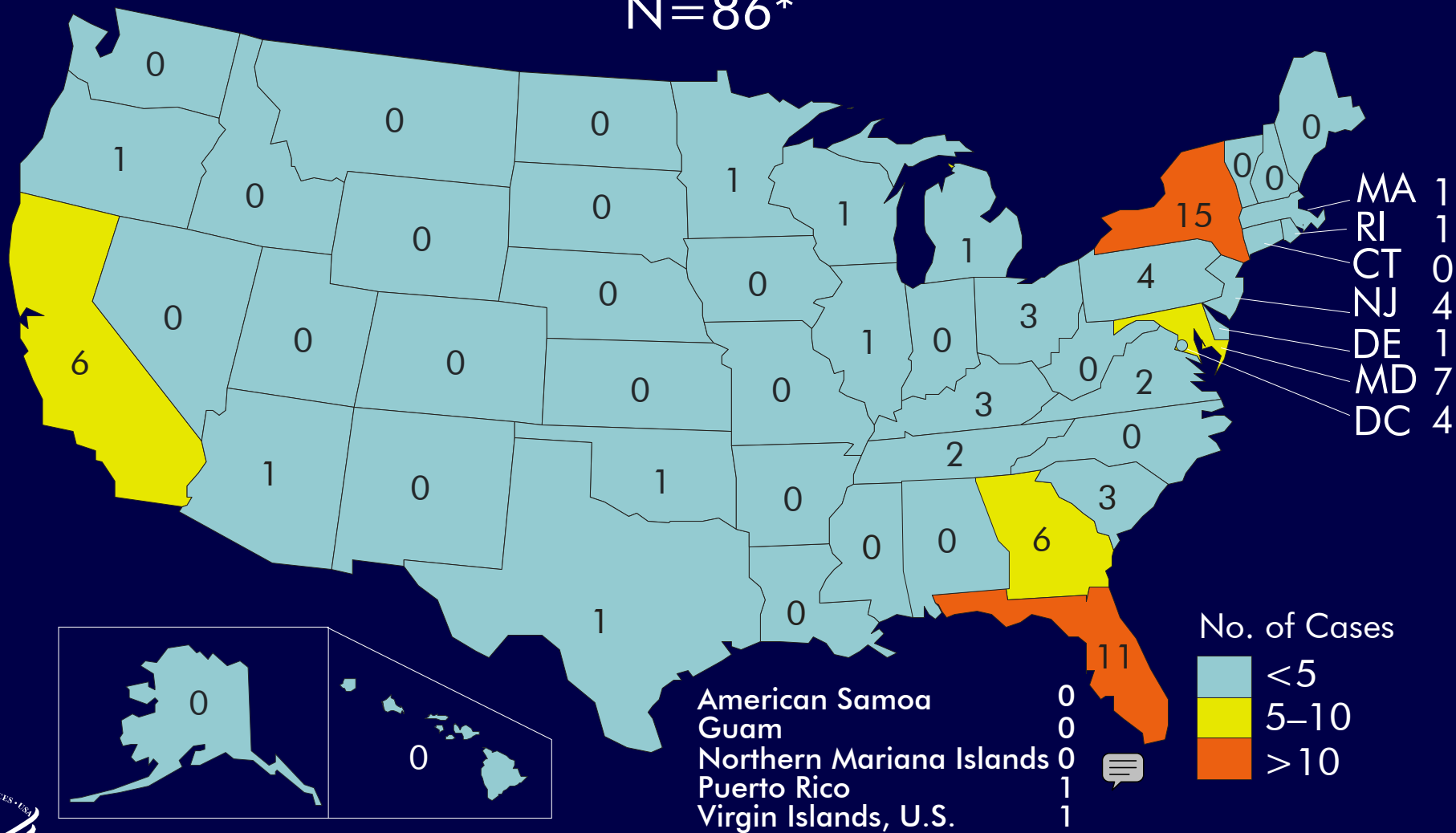
Note: Includes prenatal, intrapartum, or neonatal receipt of Zidovudine to reduce perinatal HIV transmission. As of 2006, 50 areas conducted confidential name-based HIV surveillance.

* Perinatal exposure data from 33 areas that report perinatal exposure.



Reported AIDS Cases in Children <13 Years of Age at Diagnosis, 2006—United States and Dependent Areas

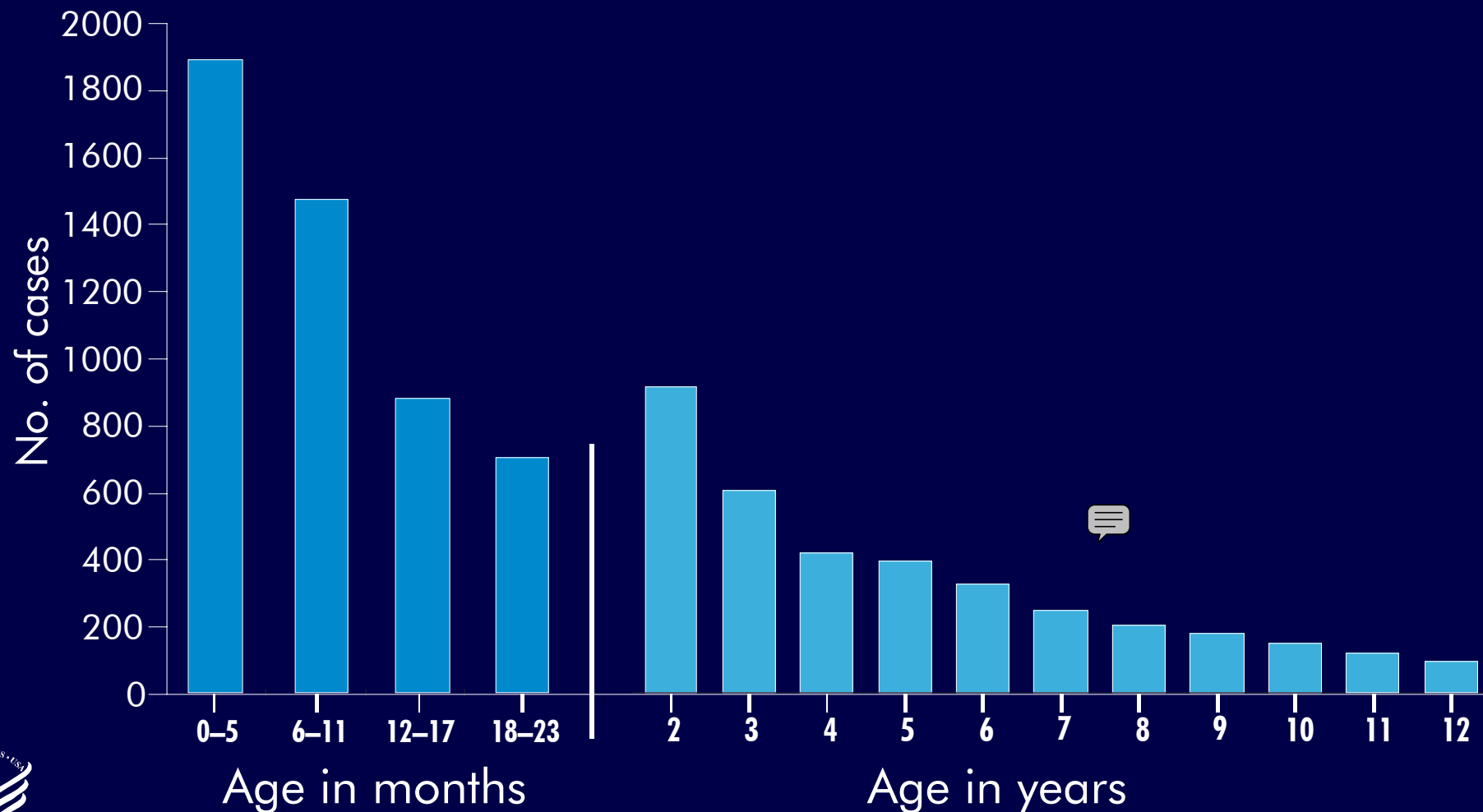
N=86*



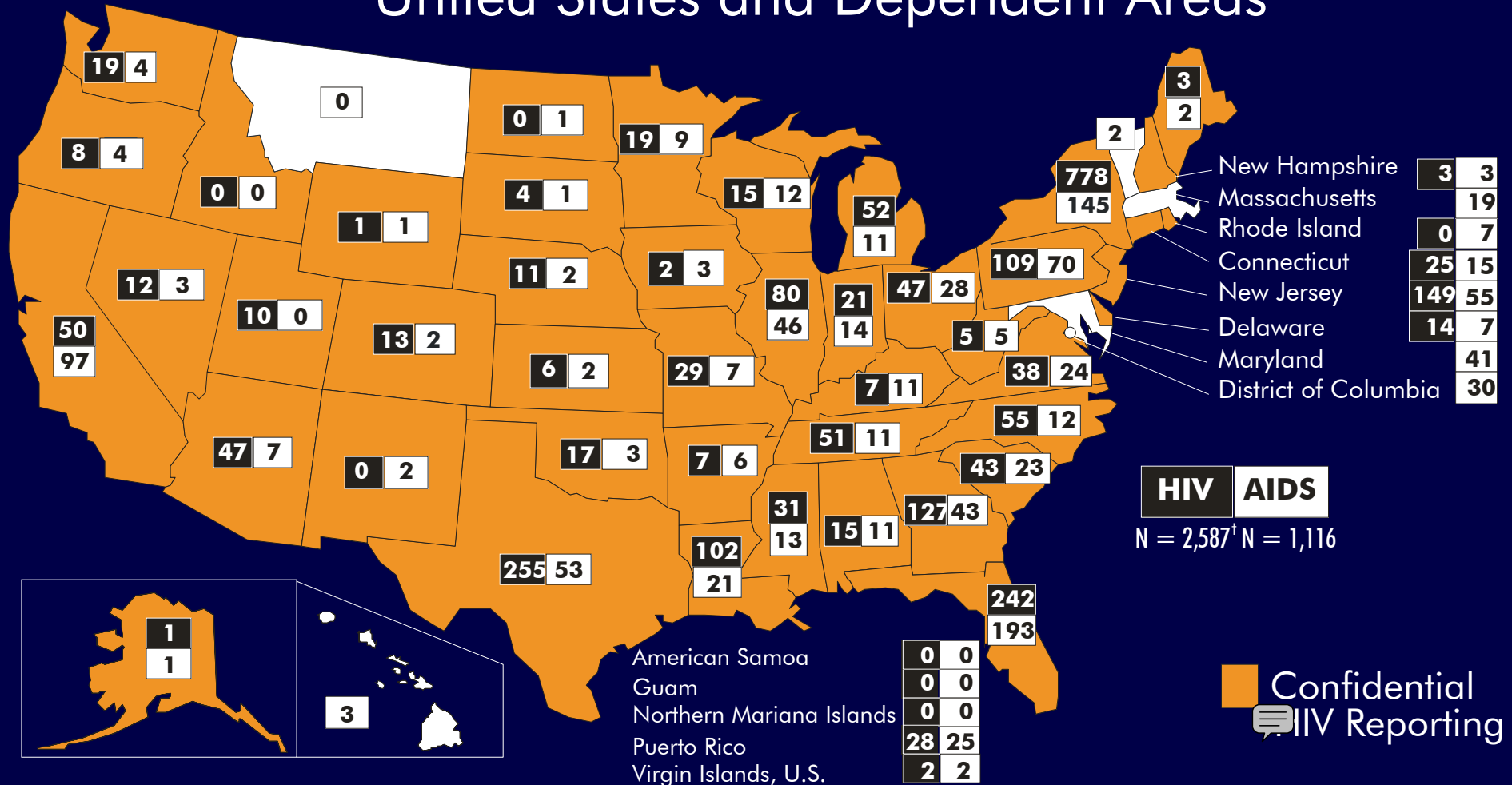
* Includes 3 cases in children whose area of residence is unknown.



Reported Perinatally Acquired AIDS Cases, by Age at Diagnosis Cumulative through 2006—United States and Dependent Areas



Children < 13 Years of Age Reported to be Living with HIV Infection (not AIDS)* or with AIDS as of December 2006 United States and Dependent Areas



Note. Data based on person's age as of December 31, 2006.

* Data from 50 areas that have had laws or regulations requiring confidential name-based HIV infection reporting.

† Data includes children reported with vital status "alive" as of last update.

Totals include persons whose state of residence is unknown or missing. HIV total includes persons reported from areas with confidential name-based HIV infection reporting, who were residents of other areas.



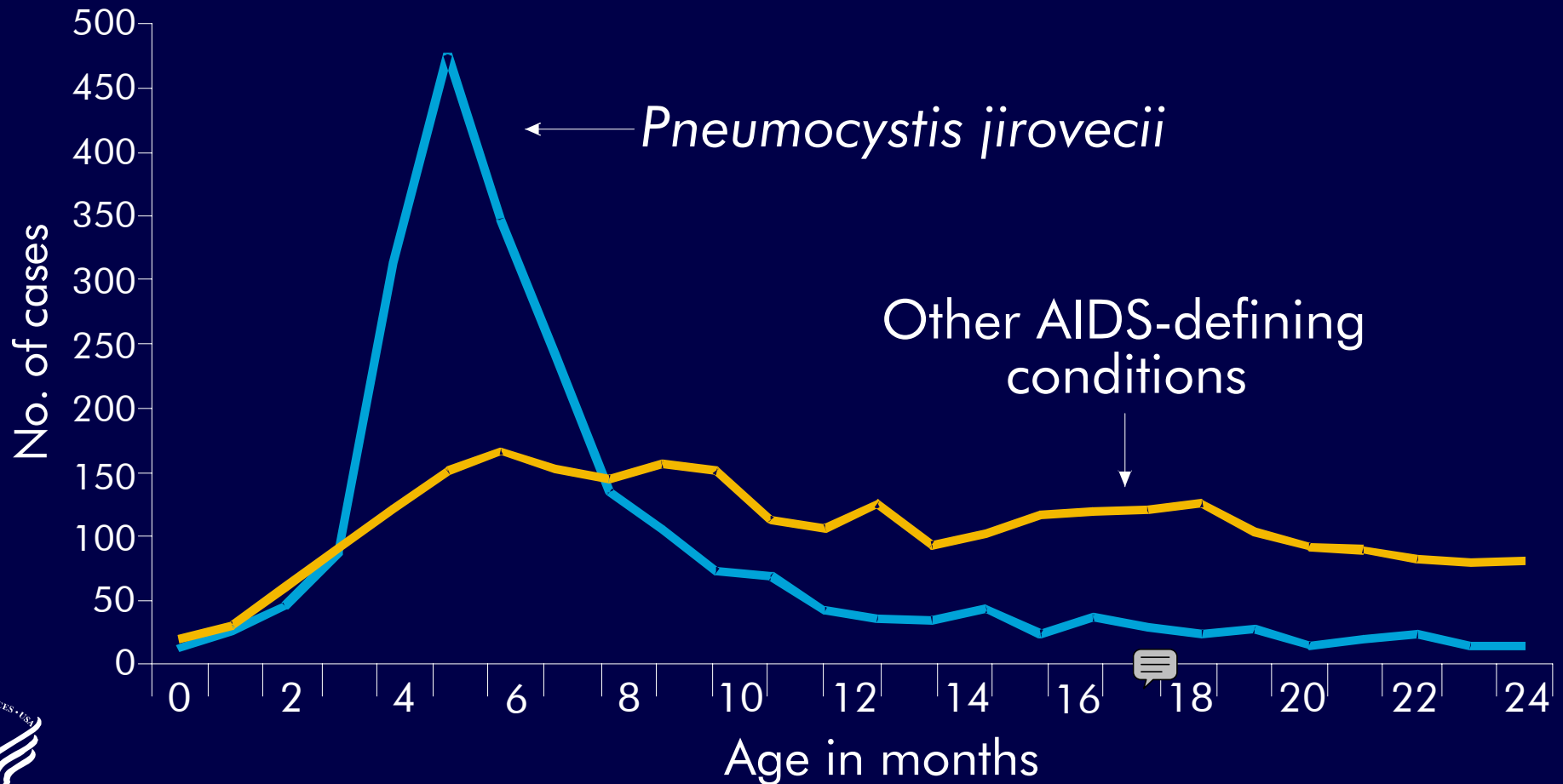
AIDS-defining Conditions Most Commonly Reported for Children <13 Years of Age, Cumulative through 2006 United States and Dependent Areas

<u>Condition</u>	<u>No.</u>	<u>%*</u>
<i>Pneumocystis jirovecii</i>	3,287	35
Lymphoid interstitial pneumonitis	2,192	23
Recurrent bacterial infections	1,981	21
HIV wasting syndrome	1,787	19
HIV encephalopathy	1,648	17
Candida esophagitis	1,597	17
Cytomegalovirus disease	1,030	11
<i>Mycobacterium avium</i> infection	840	9
Severe herpes simplex infection	501	5
Cryptosporidiosis	485	5
Pulmonary candidiasis	360	4

* >1 diagnosis reported for some children; 9,522 children have been reported with AIDS through 2006.



AIDS-defining Conditions for Reported Perinatally Acquired AIDS Cases, by Age at Diagnosis, Cumulative through 2006—United States and Dependent Areas



Proportion of AIDS Cases and Population among Children <13 Years of Age, by Race/Ethnicity 2006—50 States and DC

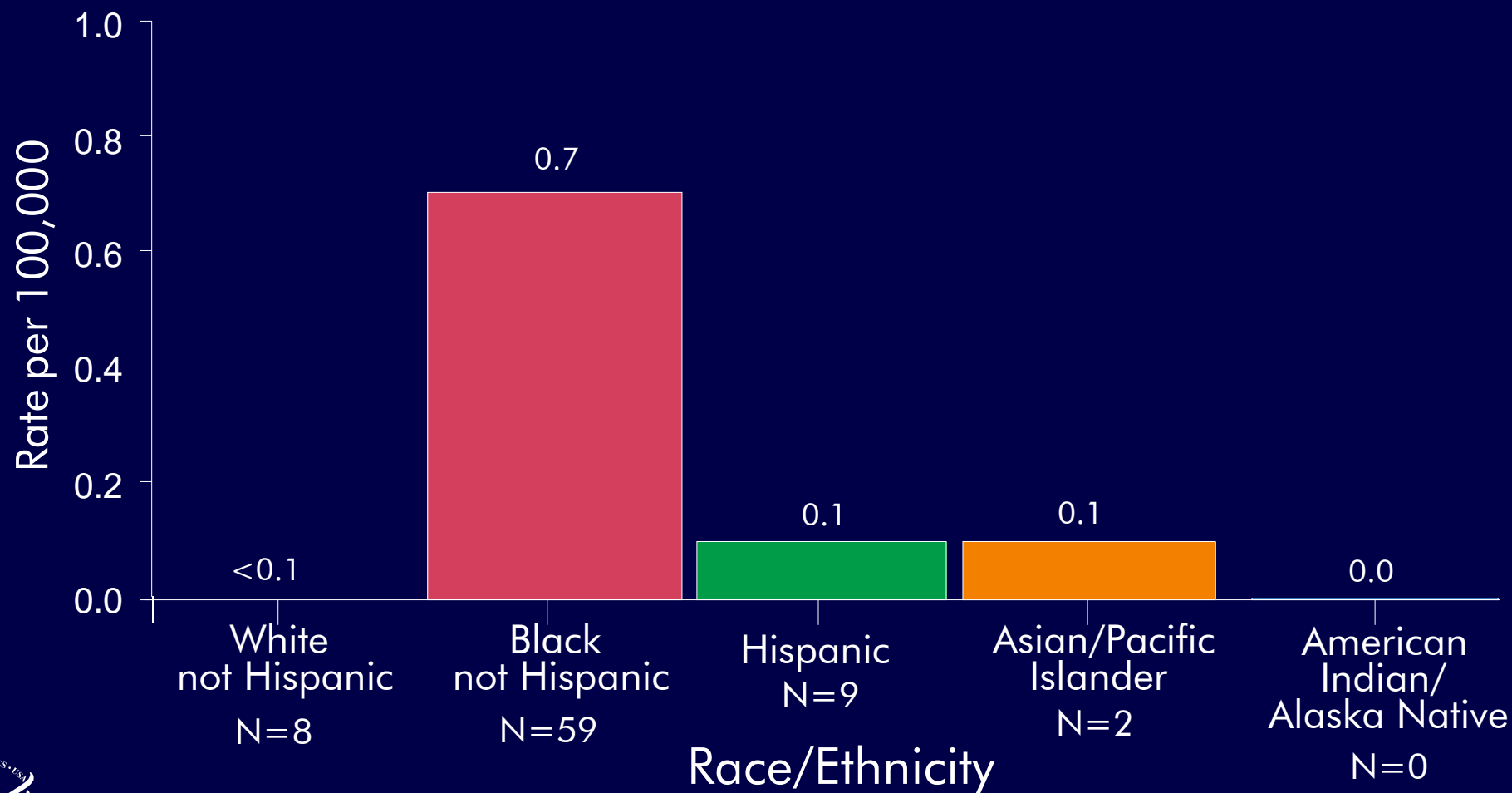
Race/Ethnicity	AIDS Cases N*=81 %	U. S. Children N=52,306,908 %
White, not Hispanic	10	58
Black, not Hispanic	73	15
Hispanic	11	21
Asian/Pacific Islander	2	5
American Indian/Alaska Native	0	1



*Includes 3 children of unknown race or multiple races.



AIDS Rates for Children <13 Years of Age by Race/Ethnicity, Reported in 2006—50 States and DC



U. S. Rate=0.2/100,000 N*=81

*Includes 3 children of unknown race or multiple races.



Time of Maternal HIV Testing among Children with Perinatally Acquired AIDS, HIV Exposure or HIV Infection Reported in 2006—United States and Dependent Areas

Time of maternal HIV test	Perinatally Acquired AIDS N=74		HIV Exposure* N=1,883		HIV Infection† N=447	
	No.	%	No.	%	No.	%
Before or at birth	28	38	1,746	93	168	38
After birth	28	38	65	3	137	31
Unknown	18	24	72	4	142	32



*From 33 areas that report perinatal exposure.

† From 50 areas with confidential name-based HIV infection reporting.

