



FEMA

Public Assistance
Texas

October 23, 2008

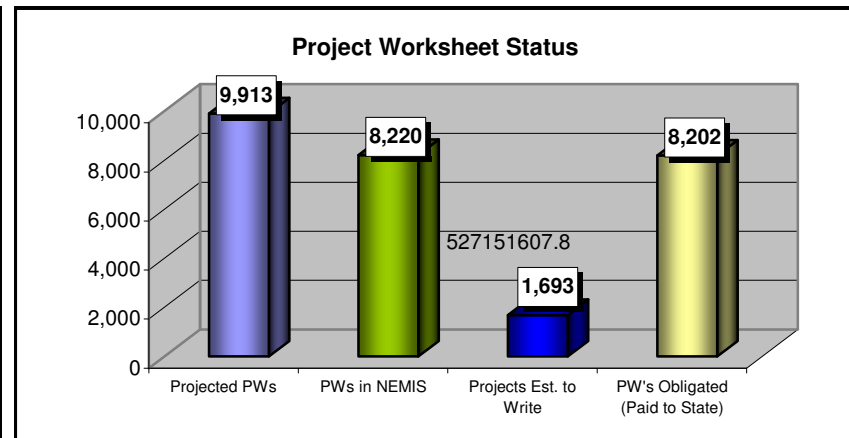
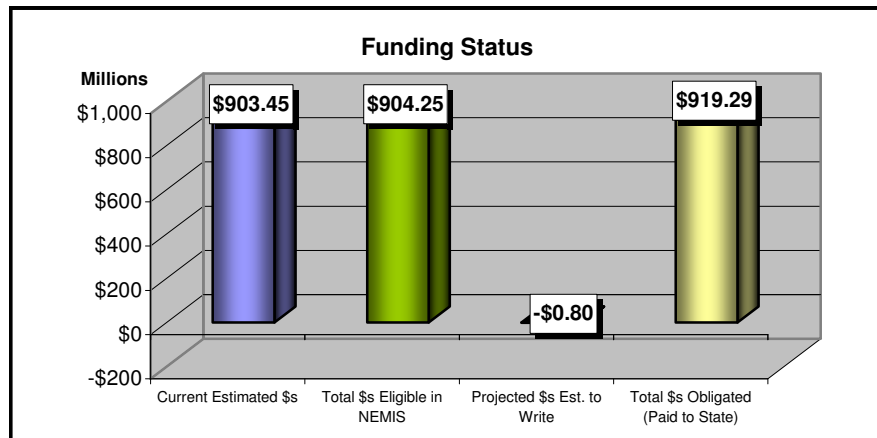
Global Report

Summary of PA Funding and Project Worksheet Data

- Katrina/Rita Summary
- Katrina/Rita Debris Summary
- State Payout Summary
- Public Assistance Funding Flow/State Funding Disbursement
- Obligated Project Worksheets

Public Assistance Project Worksheets (PWs) and Dollars Katrina - Rita Summary

Project Worksheets (PWs)/ Dollars (\$s) Summary	Katrina	Rita	Both Disasters	Changes Since Last Report
Projected PWs	1,034	8,879	9,913	0
PWs in NEMIS	977	7,243	8,220	0
Projects Est. to Write	57	1,636	1,693	0
PW's Obligated (Paid to State)	968	7,234	8,202	0
% PWs Obligated (of Projected)	94%	81%	83%	Not Applicable
% PWs Obligated (in NEMIS)	99%	100%	100%	Not Applicable
Current Estimated \$s	\$518,940,873	\$384,510,730	\$903,451,602	\$0
Total \$s Eligible in NEMIS	\$518,940,873	\$385,314,000	\$904,254,873	-\$149,053
Projected \$s Est. to Write	\$0	-\$803,270	-\$803,270	\$149,053
Total \$s Obligated (Paid to State)	\$527,530,845	\$391,762,182	\$919,293,027	\$0
% \$s Obligated (of Estimated)	102%	102%	102%	Not Applicable
% \$s Obligated (in NEMIS)	102%	102%	102%	Not Applicable



State Payout Summary, 10/22/08

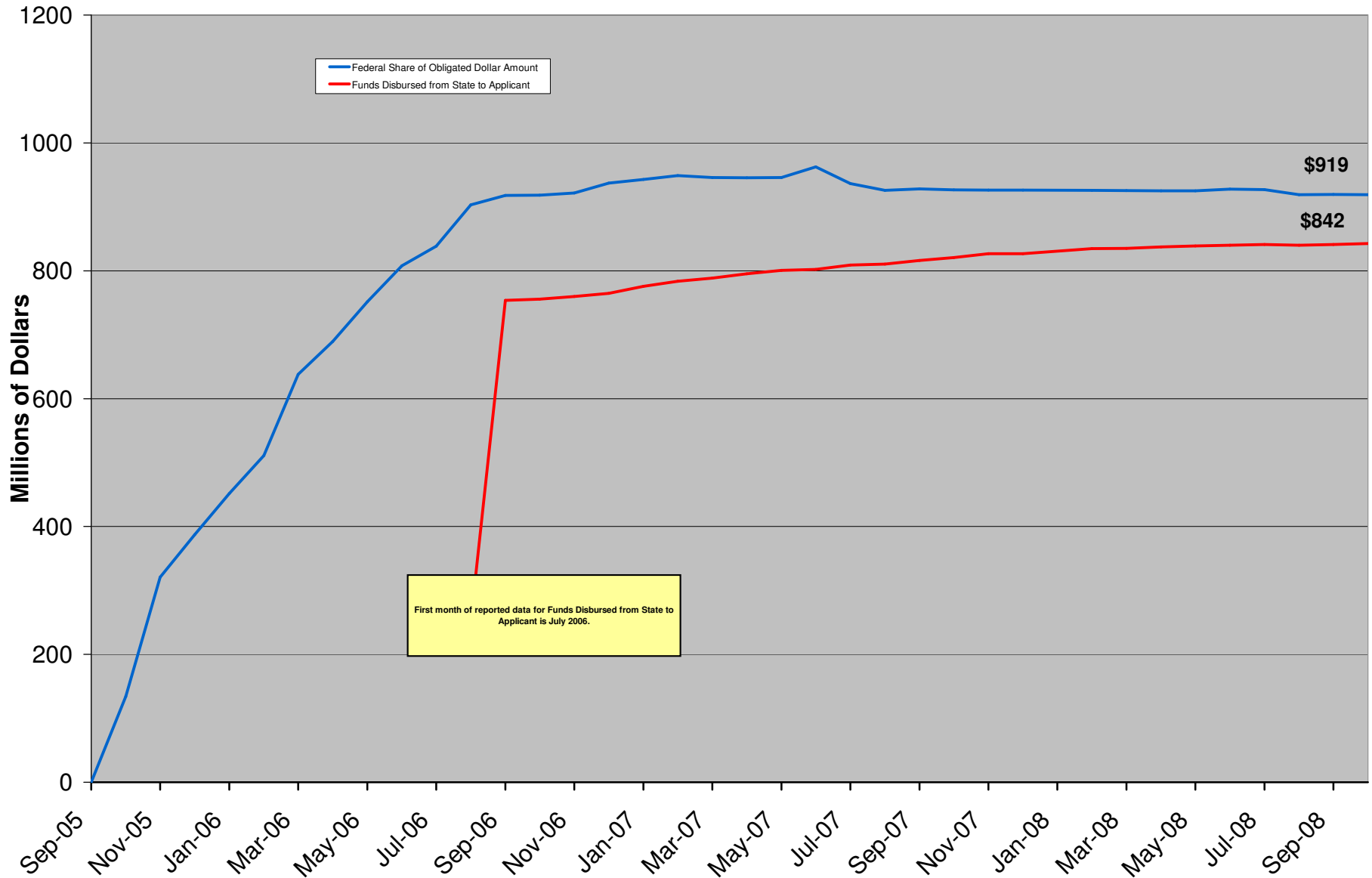
3216, 3261, and 1606 Summary of Funds Obligated by FEMA to the State and Paid Out by the State to Applicants
By Category of Work and By High Priority Counties

Type of Work	FEMA Obligated Funds Paid to the State	State Payout (Paid to Applicants)	% Obligated Funds Paid Out By State
Emergency Work (Cat A & B)	\$760,620,989	Break-out not available	N/A
Permanent Work (Cat C - G)	\$143,991,972	Break-out not available	N/A
Admin Costs	\$14,347,303	N/A	N/A
SUM:	\$918,960,263	\$842,435,065	92%

High Priority Parishes	FEMA Obligated Funds Paid to the State	State Payout (Paid to Applicants)	% Obligated Funds Paid Out By State
No High Priority Counties			

Description of Damage Category Codes	
Emergency Work	Permanent Work
Category A: Debris Removal	Category C: Roads & Bridges
Category B: Emergency Protective Measures	Category D: Water Control Facilities
	Category E: Public Buildings
	Category F: Public Utilities
	Category G: Recreational or Other

Public Assistance Funding Flow vs. State Funding Disbursement 3216, 3261, and 1606



Obligated Project Worksheets 3216, 3261, and 1606

