



FEMA

**Public Assistance
Alabama**

October 16, 2008

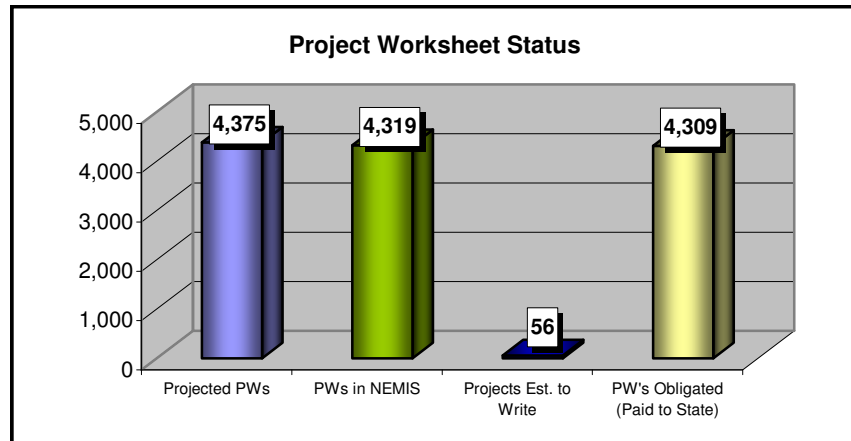
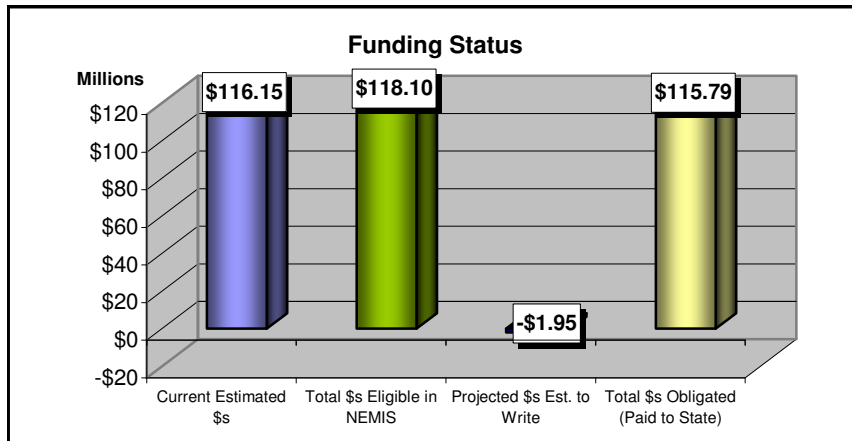
Global Report

**Summary of PA Funding and
Project Worksheet Data**

- Katrina Summary
- State Payout Summary
- Public Assistance Funding Flow/State
Funding Disbursement
- Obligated Project Worksheets

Public Assistance Project Worksheets (PWs) and Dollars Katrina Summary

Project Worksheets (PWs)/ Dollars (\$s) Summary	Katrina	Changes Since Last Report
Projected PWs	4,375	0
PWs in NEMIS	4,319	0
Projects Est. to Write	56	0
PW's Obligated (Paid to State)	4,309	0
% PWs Obligated (of Projected)	98%	Not Applicable
% PWs Obligated (in NEMIS)	100%	Not Applicable
Current Estimated \$s	\$116,151,273	\$0
Total \$s Eligible in NEMIS	\$118,096,593	\$0
Projected \$s Est. to Write	-\$1,945,320	\$0
Total \$s Obligated (Paid to State)	\$115,790,908	\$0
% \$s Obligated (of Estimated)	100%	Not Applicable
% \$s Obligated (in NEMIS)	98%	Not Applicable



State Payout Summary, 10/14/08

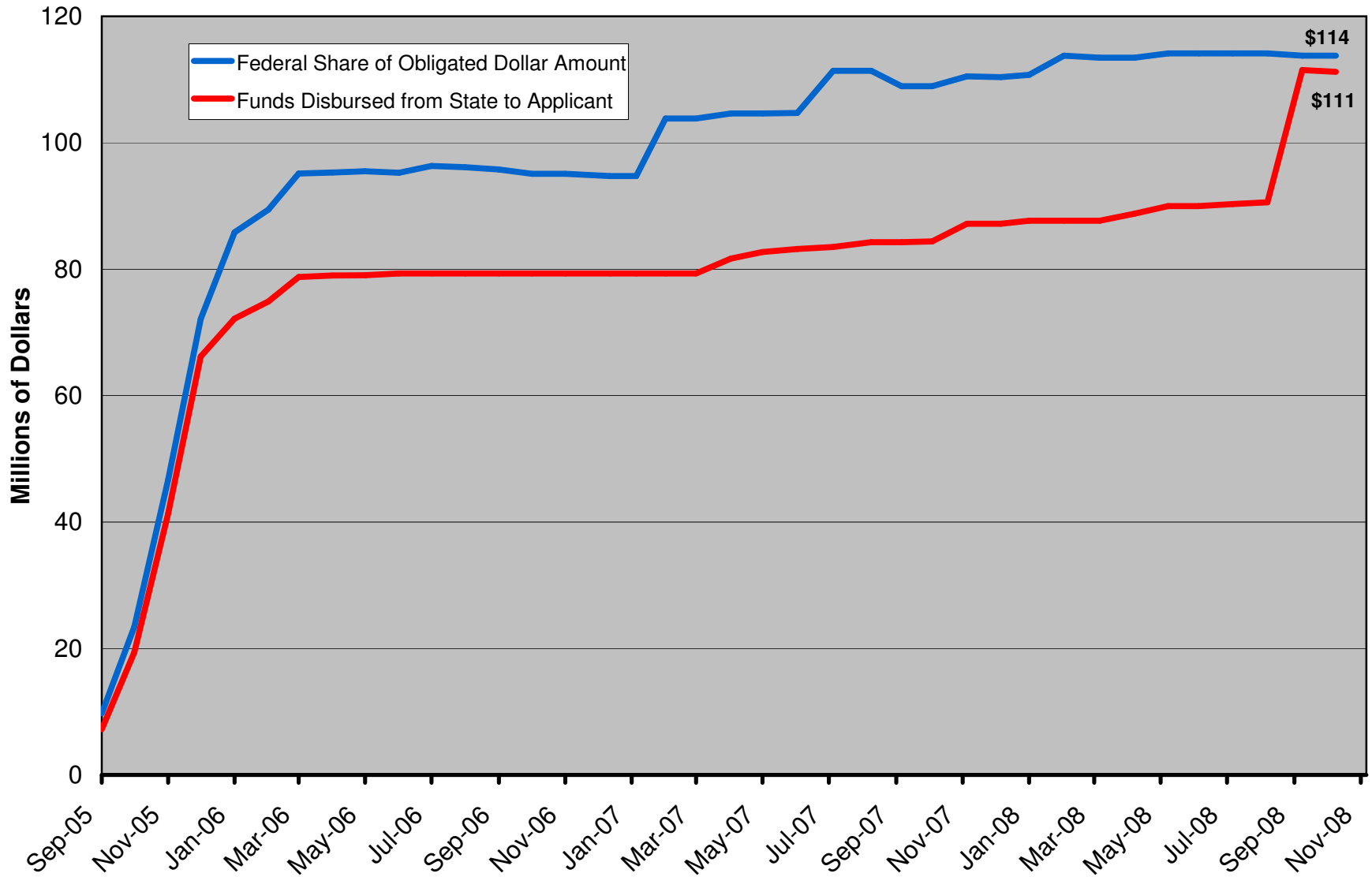
1605 Summary of Funds Obligated by FEMA to the State and Paid Out by the State to Applicants
By Category of Work and By High Priority Counties

Type of Work	FEMA Obligated Funds Paid to the State	State Payout (Paid to Applicants)	% Obligated Funds Paid Out By State
Emergency Work (Cat A & B)	\$50,163,988	\$50,163,988	100%
Permanent Work (Cat C - G)	\$62,637,134	\$62,622,149	100%
Admin Costs	\$2,989,786	N/A	N/A
SUM:	\$115,790,908	\$112,786,137	97%

High Priority Counties	FEMA Obligated Funds Paid to the State	State Payout (Paid to Applicants)	% Obligated Funds Paid Out By State
No High Priority Counties			

Description of Damage Category Codes	
Emergency Work	Permanent Work
Category A: Debris Removal	Category C: Roads & Bridges
Category B: Emergency Protective Measures	Category D: Water Control Facilities
	Category E: Public Buildings
	Category F: Public Utilities
	Category G: Recreational or Other

Public Assistance Funding Flow vs. State Funding Disbursement 1605



Obligated Project Worksheets 1605

