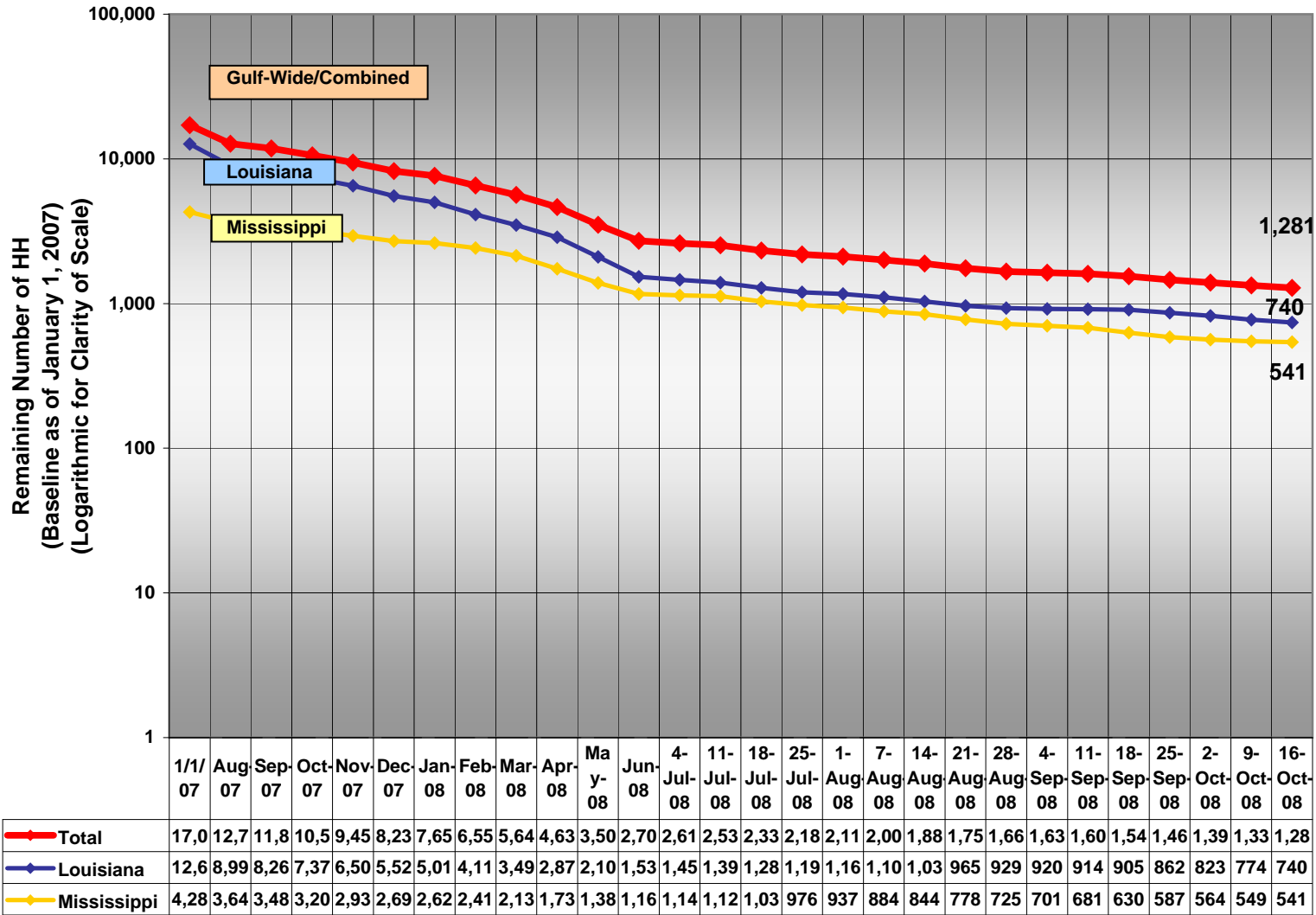


GCRO INDIVIDUAL ASSISTANCE GLOBAL REPORT EXECUTIVE SUMMARY

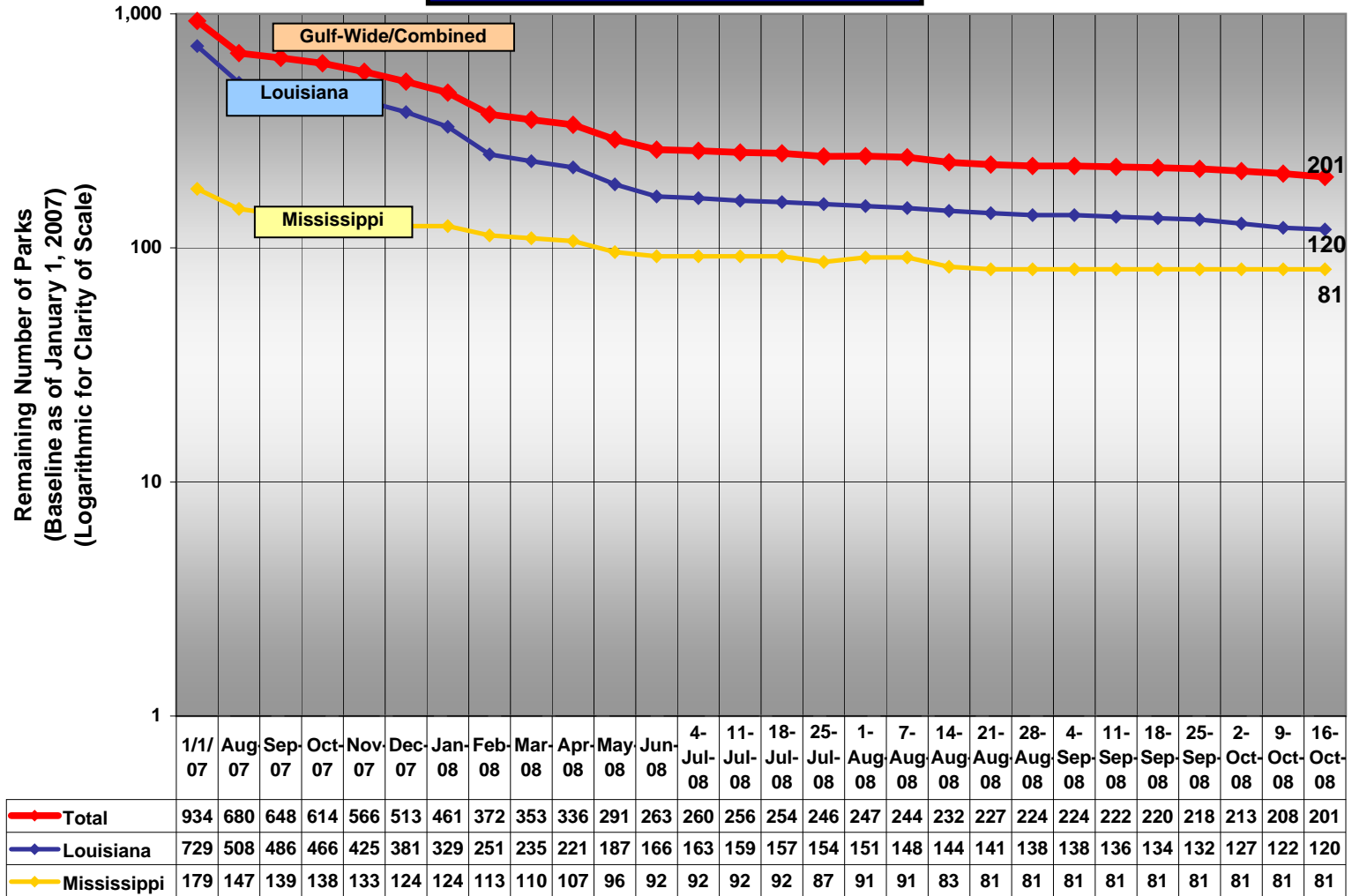
October 16, 2008

	LA	MS	TX	Gulf-Wide
Site Parks and Closures				
Current # of Commercial Site Parks	115	78	0	193
Closed Since Previous Week's Report	2	0	0	2
Current # of Group Site Parks	5	3		8
Closed Since Previous Week's Report	0	0		0
Current # of Industrial Site Parks				0
Closed Since Previous Week's Report				0
Total Closed Since Previous Week's Report	2	0	0	2
Depopulation of Households				
Commercial Site Households				
Aggregate # of Households	7,567	4,930	148	12,645
Current # of Households	595	461	0	1,056
Depopulated Since Previous Week's Report	25	5	0	30
Group Site Households				
Aggregate # of Households	9,020	2,887		11,907
Current # of Households	145	80		225
Depopulated Since Previous Week's Report	9	3		12
Industrial Site Households				
Aggregate # of Households	3,180			3,180
Current # of Households	0			0
Depopulated Since Previous Week's Report	0			0
Private Sites Households				
Aggregate # of Households	72,045	37,593	4,097	113,735
Current # of Households	7,136	2,911	3	10,050
Depopulated Since Previous Week's Report	253	27	0	280
Total Aggregate # of Households	91,812	45,410	4,245	141,467
Total Current # of Households	7,876	3,452	3	11,331
Total Depopulated of Households Since Previous Week's Report	287	35	0	322
Aggregate HH Moved Out of TT/PM/MH into Alternative Housing				
Total Households Moved to FEMA Rental Housing Units*	9,877	1,912	172	11,961
Moved via CLC Prime	2,755	85	131	2,971
Moved via CLC Standard	7,122	1,827	41	8,990
Moved to In-State FEMA Rental Units	9,017	1,912	172	11,101
Moved to Out-of-State FEMA Rental Units	860	0	0	860
Total Households Moved/Swapped to MH	953	238	0	1,191
Total Households Moved to Hotel/Motel	2,300	1,213	89	3,602
Total Households Moved to AHPP	0	2,811	0	2,811
Total Households Moved to HUD DHAP	896	523	0	1,419
Total Households No Longer in FEMA Program	75,242	5,277	4,056	84,575
<i>*Moved totals will not add up because applicants may move between housing options.</i>				
HH Moved Out of TT/PM/MH into Alternative Housing Since Previous Week's Report				
Total Households Moved to FEMA Rental Housing Units	9	0	0	9
Moved via CLC Prime	0	0	0	0
Moved via CLC Standard	9	0	0	9
Moved to In-State FEMA Rental Units	9	0	0	9
Moved to Out-of-State FEMA Rental Units	0	0	0	0
Total Households Moved/Swapped to MH	0	0	0	0
Total Households Moved to Hotel/Motel	5	8	0	13
Total Households Moved to AHPP	0	1	0	1
Total Households Moved to HUD DHAP	20	0	0	20
Total Households No Longer in FEMA Program	279	9	0	288
Current HH Remaining in FEMA Direct Housing Program	7,876	3,452	3	11,331
Rental Housing Assistance Recipients				
Aggregate Total # of Households in Rental Units	533,699	125,961	22,936	682,596
Current Total # of Households in Rental Units	4	9	12	25
Since Previous Week's Report	0	0	0	0

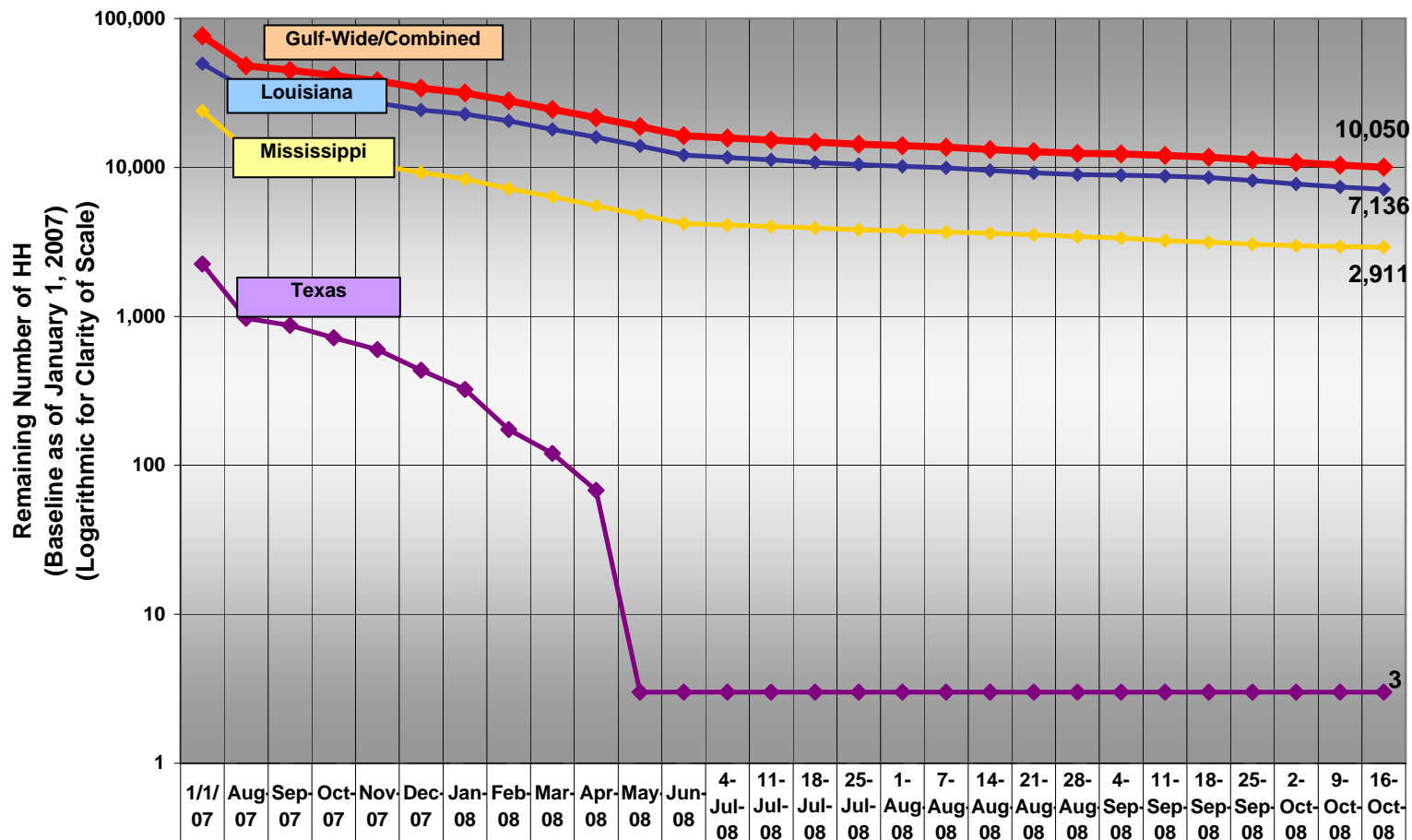
Gulf-Wide Households (HH) by State (Commercial and Group Sites Only)



Gulf-Wide Park Numbers by State (Commercial and Group Sites Only)



Gulf-Wide Households (HH) - Private Sites



◆ Total	76,5	48,1	45,0	41,4	38,1	34,1	31,6	28,0	24,5	21,6	18,8	16,3	15,8	15,2	14,7	14,2	13,9	13,6	13,2	12,7	12,4	12,2	12,0	11,7	11,2	10,7	10,3	10,0
◆ Louisiana	49,8	33,5	31,5	29,3	27,1	24,3	22,8	20,5	17,9	15,9	13,9	12,1	11,6	11,2	10,7	10,4	10,1	9,93	9,55	9,20	8,95	8,88	8,76	8,54	8,16	7,75	7,38	7,13
◆ Mississippi	23,9	13,3	12,4	11,1	10,2	9,25	8,36	7,19	6,37	5,52	4,81	4,20	4,10	4,00	3,92	3,80	3,75	3,67	3,60	3,53	3,43	3,36	3,22	3,14	3,04	2,98	2,93	2,91
◆ Texas	2,25	973	870	720	598	436	324	174	120	68	3	3	3	3	3	3	3	3	3	3	3	3	3	3	3	3	3	3

**Formaldehyde Call Center Report
Gulf-wide Totals**

	Louisiana	Texas	Mississippi	Gulf-wide Total
Total # of Apps who Called TRO Formaldehyde Call Center	10,699	1,554	3,483	15,736
Total # of Apps Requested/ Were Offered Alternate Housing Due to Formaldehyde Concerns by FEMA	8,780	66	3,483	12,329
Total # of Apps Requested/ Were Offered Alternate Housing Due to Formaldehyde Concerns by FEMA and Have Moved In	6,016	50	2,342	8,408
Total # of Apps Requested/ Were Offered Alternate Housing Due to Formaldehyde Concerns by FEMA and Are Pending	879	0	534	1,413
Total # of Apps Who Requested/ Who Were Offered Alternate Housing, but Refused All Alternate Housing Options	1,885	16	607	2,508
Total # of Apps Moved to Alternate Housing	6,016	50	2,342	8,408
# of Apps Living With Family/Friends (Until FEMA Alternate Housing Comes Available)*	71	4	16	91
# of Apps Moved to Hotel/Motel*	1,253	36	1,213	2,502
# of Apps Moved to Rental Assistance*	3,109	36	1,396	4,541
# of Apps Swap Out for MH Complete*	6	0	61	67
# of Apps Moved to MH Complete*	5	0	153	158
# of Apps Moved to AHPP Unit Complete*	0	0	369	369
# of Apps Moved Back to Pre-Disaster Housing*	2,080	10	26	2,116
Total # of Apps Pending Alternate Housing Placement	879	0	534	1,413
# of Apps Where FEMA Has Offered a Menu of Housing Options and Applicant is Deciding on Option	74	0	199	273
# of Apps Offered Specific Resources Offered by FEMA and FEMA Waiting for App to Make Decision	485	0	45	530
# of Apps Who Are Locating Their Own Resources	167	0	12	179
# of Apps Accepted Resource and Awaiting Non-FEMA Action (landlord, applicant, State, etc.)	32	0	197	229
# of Apps Accepted Resource and Awaiting FEMA Payment Processing	13	0	9	22
# of Apps Accepted Resource and Awaiting Move-In	30	0	0	30
# of Apps Not Able to Contact	72	0	72	144
Total # of Apps who Refused All Alternate Housing Options	1,885	16	607	2,508

**Numbers do not add up because applicants may move between housing options.*

Data as of October 16, 2008