

1 PRESCRIBING INFORMATION

2 **ADVAIR DISKUS[®] 100/50**

3 (fluticasone propionate 100 mcg and salmeterol* 50 mcg inhalation powder)

4
5 **ADVAIR DISKUS[®] 250/50**

6 (fluticasone propionate 250 mcg and salmeterol* 50 mcg inhalation powder)

7
8 **ADVAIR DISKUS[®] 500/50**

9 (fluticasone propionate 500 mcg and salmeterol* 50 mcg inhalation powder)

10
11 *As salmeterol xinafoate salt 72.5 mcg, equivalent to salmeterol base 50 mcg

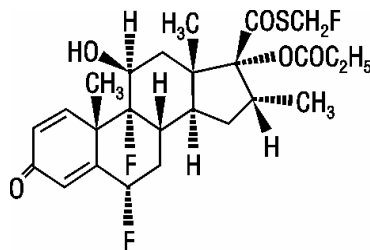
12
13 **For Oral Inhalation Only**

14
15 **WARNING:** Data from a large placebo-controlled US study that compared the safety of
16 salmeterol (SEREVENT[®] Inhalation Aerosol) or placebo added to usual asthma therapy showed
17 a small but significant increase in asthma-related deaths in patients receiving salmeterol (13
18 deaths out of 13,174 patients treated for 28 weeks) versus those on placebo (4 of 13,179).
19 Subgroup analyses suggest the risk may be greater in African American patients compared to
20 Caucasians (see WARNINGS).

21 **DESCRIPTION**

22 ADVAIR DISKUS 100/50, ADVAIR DISKUS 250/50, and ADVAIR DISKUS 500/50 are
23 combinations of fluticasone propionate and salmeterol xinafoate.

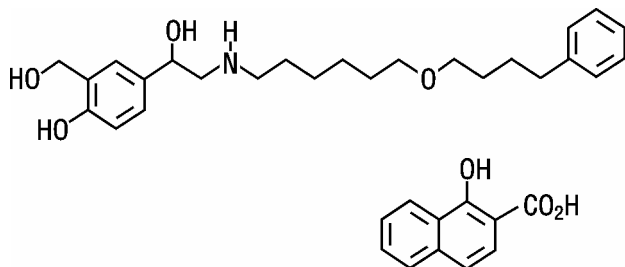
24 One active component of ADVAIR DISKUS is fluticasone propionate, a corticosteroid having
25 the chemical name *S*-(fluoromethyl) 6 α ,9-difluoro-11 β ,17-dihydroxy-16 α -methyl-3-
26 oxoandrosta-1,4-diene-17 β -carbothioate, 17-propionate and the following chemical structure:
27



28
29
30 Fluticasone propionate is a white to off-white powder with a molecular weight of 500.6, and
31 the empirical formula is C₂₅H₃₁F₃O₅S. It is practically insoluble in water, freely soluble in
32 dimethyl sulfoxide and dimethylformamide, and slightly soluble in methanol and 95% ethanol.

33 The other active component of ADVAIR DISKUS is salmeterol xinafoate, a beta₂-adrenergic
34 bronchodilator. Salmeterol xinafoate is the racemic form of the 1-hydroxy-2-naphthoic acid salt

35 of salmeterol. The chemical name of salmeterol xinafoate is 4-hydroxy- α^1 -[[[6-(4-phenylbutoxy)
36 hexyl]amino]methyl]-1,3-benzenedimethanol, 1-hydroxy-2-naphthalenecarboxylate, and it has
37 the following chemical structure:
38



39
40
41 Salmeterol xinafoate is a white to off-white powder with a molecular weight of 603.8, and the
42 empirical formula is $C_{25}H_{37}NO_4 \cdot C_{11}H_8O_3$. It is freely soluble in methanol; slightly soluble in
43 ethanol, chloroform, and isopropanol; and sparingly soluble in water.

44 ADVAIR DISKUS 100/50, ADVAIR DISKUS 250/50, and ADVAIR DISKUS 500/50 are
45 specially designed plastic devices containing a double-foil blister strip of a powder formulation
46 of fluticasone propionate and salmeterol xinafoate intended for oral inhalation only. Each blister
47 on the double-foil strip within the device contains 100, 250, or 500 mcg of microfine fluticasone
48 propionate and 72.5 mcg of microfine salmeterol xinafoate salt, equivalent to 50 mcg of
49 salmeterol base, in 12.5 mg of formulation containing lactose (which contains milk proteins).
50 Each blister contains 1 complete dose of both medications. After a blister containing medication
51 is opened by activating the device, the medication is dispersed into the airstream created by the
52 patient inhaling through the mouthpiece.

53 Under standardized in vitro test conditions, ADVAIR DISKUS delivers 93, 233, and 465 mcg
54 of fluticasone propionate and 45 mcg of salmeterol base per blister from ADVAIR DISKUS
55 100/50, 250/50, and 500/50, respectively, when tested at a flow rate of 60 L/min for 2 seconds.
56 In adult patients with obstructive lung disease and severely compromised lung function (mean
57 forced expiratory volume in 1 second [FEV₁] 20% to 30% of predicted), mean peak inspiratory
58 flow (PIF) through a DISKUS[®] inhalation device was 82.4 L/min (range, 46.1 to 115.3 L/min).

59 Inhalation profiles for adolescent (N = 13, aged 12 to 17 years) and adult (N = 17, aged 18 to
60 50 years) patients with asthma inhaling maximally through the DISKUS device show mean PIF
61 of 122.2 L/min (range, 81.6 to 152.1 L/min). Inhalation profiles for pediatric patients with
62 asthma inhaling maximally through the DISKUS device show a mean PIF of 75.5 L/min (range,
63 49.0 to 104.8 L/min) for the 4-year-old patient set (N = 20) and 107.3 L/min (range, 82.8 to
64 125.6 L/min) for the 8-year-old patient set (N = 20).

65 The actual amount of drug delivered to the lung will depend on patient factors, such as
66 inspiratory flow profile.

67 **CLINICAL PHARMACOLOGY**

68 **Mechanism of Action: ADVAIR DISKUS:** Since ADVAIR DISKUS contains both
69 fluticasone propionate and salmeterol, the mechanisms of action described below for the
70 individual components apply to ADVAIR DISKUS. These drugs represent 2 classes of
71 medications (a synthetic corticosteroid and a selective, long-acting beta-adrenergic receptor
72 agonist) that have different effects on clinical and physiological indices.

73 **Fluticasone Propionate:** Fluticasone propionate is a synthetic trifluorinated corticosteroid
74 with potent anti-inflammatory activity. In vitro assays using human lung cytosol preparations
75 have established fluticasone propionate as a human glucocorticoid receptor agonist with an
76 affinity 18 times greater than dexamethasone, almost twice that of
77 beclomethasone-17-monopropionate (BMP), the active metabolite of beclomethasone
78 dipropionate, and over 3 times that of budesonide. Data from the McKenzie vasoconstrictor
79 assay in man are consistent with these results.

80 Inflammation is an important component in the pathogenesis of asthma. Corticosteroids have
81 been shown to inhibit multiple cell types (e.g., mast cells, eosinophils, basophils, lymphocytes,
82 macrophages, and neutrophils) and mediator production or secretion (e.g., histamine,
83 eicosanoids, leukotrienes, and cytokines) involved in the asthmatic response. These
84 anti-inflammatory actions of corticosteroids contribute to their efficacy in asthma.

85 Inflammation is also a component in the pathogenesis of chronic obstructive pulmonary
86 disease (COPD). In contrast to asthma, however, the predominant inflammatory cells in COPD
87 include neutrophils, CD8+ T-lymphocytes, and macrophages. The effects of corticosteroids in
88 the treatment of COPD are not well defined and inhaled corticosteroids and fluticasone
89 propionate when used apart from ADVAIR DISKUS are not indicated for the treatment of
90 COPD.

91 **Salmeterol Xinafoate:** Salmeterol is a long-acting beta₂-adrenergic agonist. In vitro studies
92 and in vivo pharmacologic studies demonstrate that salmeterol is selective for
93 beta₂-adrenoceptors compared with isoproterenol, which has approximately equal agonist
94 activity on beta₁- and beta₂-adrenoceptors. In vitro studies show salmeterol to be at least 50 times
95 more selective for beta₂-adrenoceptors than albuterol. Although beta₂-adrenoceptors are the
96 predominant adrenergic receptors in bronchial smooth muscle and beta₁-adrenoceptors are the
97 predominant receptors in the heart, there are also beta₂-adrenoceptors in the human heart
98 comprising 10% to 50% of the total beta-adrenoceptors. The precise function of these receptors
99 has not been established, but they raise the possibility that even highly selective beta₂-agonists
100 may have cardiac effects.

101 The pharmacologic effects of beta₂-adrenoceptor agonist drugs, including salmeterol, are at
102 least in part attributable to stimulation of intracellular adenylyl cyclase, the enzyme that catalyzes
103 the conversion of adenosine triphosphate (ATP) to cyclic-3',5'-adenosine monophosphate (cyclic
104 AMP). Increased cyclic AMP levels cause relaxation of bronchial smooth muscle and inhibition
105 of release of mediators of immediate hypersensitivity from cells, especially from mast cells.

106 In vitro tests show that salmeterol is a potent and long-lasting inhibitor of the release of mast
107 cell mediators, such as histamine, leukotrienes, and prostaglandin D₂, from human lung.
108 Salmeterol inhibits histamine-induced plasma protein extravasation and inhibits
109 platelet-activating factor-induced eosinophil accumulation in the lungs of guinea pigs when
110 administered by the inhaled route. In humans, single doses of salmeterol administered via
111 inhalation aerosol attenuate allergen-induced bronchial hyper-responsiveness.

112 **Pharmacokinetics: ADVAIR DISKUS: Adult and Adolescent Patients 12 Years of**
113 **Age and Older:** Following administration of ADVAIR DISKUS to healthy adult subjects, peak
114 plasma concentrations of fluticasone propionate were achieved in 1 to 2 hours and those of
115 salmeterol were achieved in about 5 minutes.

116 In a single-dose crossover study, a higher than recommended dose of ADVAIR DISKUS was
117 administered to 14 healthy adult subjects. Two (2) inhalations of the following treatments were
118 administered: ADVAIR DISKUS 500/50, fluticasone propionate powder 500 mcg and salmeterol
119 powder 50 mcg given concurrently, and fluticasone propionate powder 500 mcg alone. Mean
120 peak plasma concentrations of fluticasone propionate averaged 107, 94, and 120 pg/mL,
121 respectively, and of salmeterol averaged 200 and 150 pg/mL, respectively, indicating no
122 significant changes in systemic exposures of fluticasone propionate and salmeterol.

123 In a repeat-dose study, the highest recommended dose of ADVAIR DISKUS was
124 administered to 45 adolescent and adult patients with asthma. One (1) inhalation twice daily of
125 the following treatments was administered: ADVAIR DISKUS 500/50, fluticasone propionate
126 powder 500 mcg and salmeterol powder 50 mcg given concurrently, or fluticasone propionate
127 powder 500 mcg alone. Mean peak steady-state plasma concentrations of fluticasone propionate
128 averaged 57, 73, and 70 pg/mL, respectively, indicating no significant changes in systemic
129 exposure of fluticasone propionate. No plasma concentrations of salmeterol were measured in
130 this repeat-dose study.

131 No significant changes in excretion of fluticasone propionate or salmeterol were observed.
132 The terminal half-life of fluticasone propionate averaged 5.33 to 7.65 hours when ADVAIR
133 DISKUS was administered, which is similar to that reported when fluticasone propionate was
134 given concurrently with salmeterol or when fluticasone propionate was given alone (average,
135 5.30 to 6.91 hours). No terminal half-life of salmeterol was reported upon administration of
136 ADVAIR DISKUS or salmeterol given concurrently with fluticasone propionate.

137 **Pediatric Patients:** In a clinical study conducted in patients with asthma aged 4 to
138 11 years, fluticasone propionate concentrations were obtained in 61 patients at 20 and 40 minutes
139 after dosing with 50 and 100 mcg of fluticasone propionate inhalation powder twice daily using
140 the DISKUS. Plasma concentrations were low and ranged from undetectable (about 80% of the
141 plasma samples) to 88 pg/mL. Mean peak fluticasone propionate plasma concentrations at the
142 50- and 100-mcg dose levels were 5 and 8 pg/mL, respectively.

143 **Special Populations:** Formal pharmacokinetic studies using ADVAIR DISKUS have
144 not been conducted to examine gender differences or in special populations, such as elderly
145 patients or patients with hepatic or renal impairment.

146 **Drug Interactions:** In the repeat- and single-dose studies, there was no evidence of
147 significant drug interaction in systemic exposure between fluticasone propionate and salmeterol
148 when given as ADVAIR DISKUS.

149 **Fluticasone Propionate: Absorption:** Fluticasone propionate acts locally in the lung;
150 therefore, plasma levels do not predict therapeutic effect. Studies using oral dosing of labeled
151 and unlabeled drug have demonstrated that the oral systemic bioavailability of fluticasone
152 propionate is negligible (<1%), primarily due to incomplete absorption and presystemic
153 metabolism in the gut and liver. In contrast, the majority of the fluticasone propionate delivered
154 to the lung is systemically absorbed. The systemic bioavailability of fluticasone propionate from
155 the DISKUS device in healthy volunteers averages 18%.

156 Peak steady-state fluticasone propionate plasma concentrations in adult patients with asthma
157 (N = 11) ranged from undetectable to 266 pg/mL after a 500-mcg twice-daily dose of fluticasone
158 propionate inhalation powder using the DISKUS device. The mean fluticasone propionate
159 plasma concentration was 110 pg/mL.

160 Peak steady-state fluticasone propionate plasma concentrations in subjects with COPD
161 averaged 53 pg/mL (range, 19.3 to 159.3 pg/mL) after treatment with 250 mcg twice daily
162 (N = 30) via the DISKUS device.

163 **Distribution:** Following intravenous administration, the initial disposition phase for
164 fluticasone propionate was rapid and consistent with its high lipid solubility and tissue binding.
165 The volume of distribution averaged 4.2 L/kg.

166 The percentage of fluticasone propionate bound to human plasma proteins averages 91%.
167 Fluticasone propionate is weakly and reversibly bound to erythrocytes and is not significantly
168 bound to human transcortin.

169 **Metabolism:** The total clearance of fluticasone propionate is high (average,
170 1,093 mL/min), with renal clearance accounting for less than 0.02% of the total. The only
171 circulating metabolite detected in man is the 17 β -carboxylic acid derivative of fluticasone
172 propionate, which is formed through the cytochrome P450 3A4 pathway. This metabolite had
173 less affinity (approximately 1/2,000) than the parent drug for the glucocorticoid receptor of
174 human lung cytosol in vitro and negligible pharmacological activity in animal studies. Other
175 metabolites detected in vitro using cultured human hepatoma cells have not been detected in
176 man.

177 **Elimination:** Following intravenous dosing, fluticasone propionate showed
178 polyexponential kinetics and had a terminal elimination half-life of approximately 7.8 hours.
179 Less than 5% of a radiolabeled oral dose was excreted in the urine as metabolites, with the
180 remainder excreted in the feces as parent drug and metabolites.

181 **Special Populations: Hepatic Impairment:** Since fluticasone propionate is
182 predominantly cleared by hepatic metabolism, impairment of liver function may lead to
183 accumulation of fluticasone propionate in plasma. Therefore, patients with hepatic disease
184 should be closely monitored.

185 **Gender:** Full pharmacokinetic profiles were obtained from 9 female and 16 male
186 patients with asthma given fluticasone propionate inhalation powder 500 mcg twice daily using
187 the DISKUS device and from 14 female and 43 male patients with COPD given 250 or 500 mcg
188 twice daily. No overall differences in fluticasone propionate pharmacokinetics were observed.

189 **Age:** No relationship between fluticasone propionate systemic exposure and age was
190 observed in 57 patients with COPD (aged 40 to 82 years) given 250 or 500 mcg twice daily.

191 **Other:** Formal pharmacokinetic studies using fluticasone propionate have not been
192 conducted in other special populations.

193 **Drug Interactions:** Fluticasone propionate is a substrate of cytochrome P450 3A4.
194 Coadministration of fluticasone propionate and the highly potent cytochrome P450 3A4 inhibitor
195 ritonavir is not recommended based upon a multiple-dose, crossover drug interaction study in 18
196 healthy subjects. Fluticasone propionate aqueous nasal spray (200 mcg once daily) was
197 coadministered for 7 days with ritonavir (100 mg twice daily). Plasma fluticasone propionate
198 concentrations following fluticasone propionate aqueous nasal spray alone were undetectable
199 (<10 pg/mL) in most subjects, and when concentrations were detectable peak levels (C_{max}
200 averaged 11.9 pg/mL [range, 10.8 to 14.1 pg/mL] and $AUC_{(0-\tau)}$ averaged 8.43 pg•hr/mL [range,
201 4.2 to 18.8 pg•hr/mL]). Fluticasone propionate C_{max} and $AUC_{(0-\tau)}$ increased to 318 pg/mL (range,
202 110 to 648 pg/mL) and 3,102.6 pg•hr/mL (range, 1,207.1 to 5,662.0 pg•hr/mL), respectively,
203 after coadministration of ritonavir with fluticasone propionate aqueous nasal spray. This
204 significant increase in plasma fluticasone propionate exposure resulted in a significant decrease
205 (86%) in plasma cortisol area under the plasma concentration versus time curve (AUC).

206 Caution should be exercised when other potent cytochrome P450 3A4 inhibitors are
207 coadministered with fluticasone propionate. In a drug interaction study, coadministration of
208 orally inhaled fluticasone propionate (1,000 mcg) and ketoconazole (200 mg once daily) resulted
209 in increased plasma fluticasone propionate exposure and reduced plasma cortisol AUC, but had
210 no effect on urinary excretion of cortisol.

211 In another multiple-dose drug interaction study, coadministration of orally inhaled fluticasone
212 propionate (500 mcg twice daily) and erythromycin (333 mg 3 times daily) did not affect
213 fluticasone propionate pharmacokinetics.

214 **Salmeterol Xinafoate:** Salmeterol xinafoate, an ionic salt, dissociates in solution so that the
215 salmeterol and 1-hydroxy-2-naphthoic acid (xinafoate) moieties are absorbed, distributed,
216 metabolized, and eliminated independently. Salmeterol acts locally in the lung; therefore, plasma
217 levels do not predict therapeutic effect.

218 **Absorption:** Because of the small therapeutic dose, systemic levels of salmeterol are low
219 or undetectable after inhalation of recommended doses (50 mcg of salmeterol inhalation powder
220 twice daily). Following chronic administration of an inhaled dose of 50 mcg of salmeterol
221 inhalation powder twice daily, salmeterol was detected in plasma within 5 to 45 minutes in 7
222 patients with asthma; plasma concentrations were very low, with mean peak concentrations of
223 167 pg/mL at 20 minutes and no accumulation with repeated doses.

224 **Distribution:** The percentage of salmeterol bound to human plasma proteins averages
225 96% in vitro over the concentration range of 8 to 7,722 ng of salmeterol base per milliliter, much
226 higher concentrations than those achieved following therapeutic doses of salmeterol.

227 **Metabolism:** Salmeterol base is extensively metabolized by hydroxylation, with
228 subsequent elimination predominantly in the feces. No significant amount of unchanged
229 salmeterol base was detected in either urine or feces.

230 **Elimination:** In 2 healthy adult subjects who received 1 mg of radiolabeled salmeterol (as
231 salmeterol xinafoate) orally, approximately 25% and 60% of the radiolabeled salmeterol was
232 eliminated in urine and feces, respectively, over a period of 7 days. The terminal elimination
233 half-life was about 5.5 hours (1 volunteer only).

234 The xinafoate moiety has no apparent pharmacologic activity. The xinafoate moiety is highly
235 protein bound (>99%) and has a long elimination half-life of 11 days.

236 **Special Populations: Hepatic Impairment:** Since salmeterol is predominantly
237 cleared by hepatic metabolism, impairment of liver function may lead to accumulation of
238 salmeterol in plasma. Therefore, patients with hepatic disease should be closely monitored.

239 **Other:** Formal pharmacokinetic studies using salmeterol base have not been conducted
240 in other special populations.

241 **Pharmacodynamics: ADVAIR DISKUS: Adult and Adolescent Patients:** Since
242 systemic pharmacodynamic effects of salmeterol are not normally seen at the therapeutic dose,
243 higher doses were used to produce measurable effects. Four (4) studies were conducted in
244 healthy adult subjects: (1) a single-dose crossover study using 2 inhalations of ADVAIR
245 DISKUS 500/50, fluticasone propionate powder 500 mcg and salmeterol powder 50 mcg given
246 concurrently, or fluticasone propionate powder 500 mcg given alone, (2) a cumulative dose study
247 using 50 to 400 mcg of salmeterol powder given alone or as ADVAIR DISKUS 500/50, (3) a
248 repeat-dose study for 11 days using 2 inhalations twice daily of ADVAIR DISKUS 250/50,
249 fluticasone propionate powder 250 mcg, or salmeterol powder 50 mcg, and (4) a single-dose
250 study using 5 inhalations of ADVAIR DISKUS 100/50, fluticasone propionate powder 100 mcg
251 alone, or placebo. In these studies no significant differences were observed in the
252 pharmacodynamic effects of salmeterol (pulse rate, blood pressure, QTc interval, potassium, and
253 glucose) whether the salmeterol was given as ADVAIR DISKUS, concurrently with fluticasone
254 propionate from separate inhalers, or as salmeterol alone. The systemic pharmacodynamic
255 effects of salmeterol were not altered by the presence of fluticasone propionate in ADVAIR
256 DISKUS. The potential effect of salmeterol on the effects of fluticasone propionate on the
257 hypothalamic-pituitary-adrenal (HPA) axis was also evaluated in these studies. No significant
258 differences across treatments were observed in 24-hour urinary cortisol excretion and, where
259 measured, 24-hour plasma cortisol AUC. The systemic pharmacodynamic effects of fluticasone
260 propionate were not altered by the presence of salmeterol in ADVAIR DISKUS in healthy
261 subjects.

262 **Asthma:** In clinical studies with ADVAIR DISKUS in adult and adolescent patients 12
263 years of age and older with asthma, no significant differences were observed in the systemic

264 pharmacodynamic effects of salmeterol (pulse rate, blood pressure, QTc interval, potassium, and
265 glucose) whether the salmeterol was given alone or as ADVAIR DISKUS. In 72 adolescent and
266 adult patients with asthma given either ADVAIR DISKUS 100/50 or ADVAIR DISKUS
267 250/50, continuous 24-hour electrocardiographic monitoring was performed after the first dose
268 and after 12 weeks of therapy, and no clinically significant dysrhythmias were noted.

269 In a 28-week study in adolescent and adult patients with asthma, ADVAIR DISKUS 500/50
270 twice daily was compared with the concurrent use of salmeterol powder 50 mcg plus fluticasone
271 propionate powder 500 mcg from separate inhalers or fluticasone propionate powder 500 mcg
272 alone. No significant differences across treatments were observed in plasma cortisol AUC after
273 12 weeks of dosing or in 24-hour urinary cortisol excretion after 12 and 28 weeks.

274 In a 12-week study in adolescent and adult patients with asthma, ADVAIR DISKUS 250/50
275 twice daily was compared with fluticasone propionate powder 250 mcg alone, salmeterol powder
276 50 mcg alone, and placebo. For most patients, the ability to increase cortisol production in
277 response to stress, as assessed by 30-minute cosyntropin stimulation, remained intact with
278 ADVAIR DISKUS. One patient (3%) who received ADVAIR DISKUS 250/50 had an abnormal
279 response (peak serum cortisol <18 mcg/dL) after dosing, compared with 2 patients (6%) who
280 received placebo, 2 patients (6%) who received fluticasone propionate 250 mcg, and no patients
281 who received salmeterol.

282 **Chronic Obstructive Pulmonary Disease:** In clinical studies with ADVAIR
283 DISKUS in patients with COPD associated with chronic bronchitis, no significant differences
284 were seen in pulse rate, blood pressure, potassium, and glucose between ADVAIR DISKUS, the
285 individual components of ADVAIR DISKUS, and placebo. In a study of ADVAIR DISKUS
286 250/50, 8 subjects (2 [1.1%] in the group given ADVAIR DISKUS 250/50, 1 [0.5%] in the
287 fluticasone propionate 250 mcg group, 3 [1.7%] in the salmeterol group, and 2 [1.1%] in the
288 placebo group) had QTc intervals >470 msec at least 1 time during the treatment period. Five (5)
289 of these 8 subjects had a prolonged QTc interval at baseline.

290 In a 24-week study, 130 patients with COPD associated with chronic bronchitis received
291 continuous 24-hour electrocardiographic monitoring prior to the first dose and after 4 weeks of
292 twice-daily treatment with either ADVAIR DISKUS 500/50, fluticasone propionate powder
293 500 mcg, salmeterol powder 50 mcg, or placebo. No significant differences in ventricular or
294 supraventricular arrhythmias and heart rate were observed among the groups treated with
295 ADVAIR DISKUS 500/50, the individual components, or placebo. One (1) subject in the
296 fluticasone propionate group experienced atrial flutter/atrial fibrillation, and 1 subject in the
297 group given ADVAIR DISKUS 500/50 experienced heart block. There were 3 cases of
298 nonsustained ventricular tachycardia (1 each in the placebo, salmeterol, and fluticasone
299 propionate 500 mcg treatment groups).

300 Short-cosyntropin stimulation testing was performed both at Day 1 and Endpoint in
301 101 patients with COPD receiving twice-daily ADVAIR DISKUS 250/50, fluticasone propionate
302 powder 250 mcg, salmeterol powder 50 mcg, or placebo. For most patients, the ability to
303 increase cortisol production in response to stress, as assessed by short cosyntropin stimulation,

304 remained intact with ADVAIR DISKUS 250/50. One (1) patient (3%) who received ADVAIR
305 DISKUS 250/50 had an abnormal stimulated cortisol response (peak cortisol <14.5 mcg/dL
306 assessed by high-performance liquid chromatography) after dosing, compared with 2 patients
307 (9%) who received fluticasone propionate 250 mcg, 2 patients (7%) who received salmeterol
308 50 mcg, and 1 patient (4%) who received placebo following 24 weeks of treatment or early
309 discontinuation from study.

310 **Pediatric Patients:** In a 12-week study in patients with asthma aged 4 to 11 years who
311 were receiving inhaled corticosteroids at study entry, ADVAIR DISKUS 100/50 twice daily was
312 compared with fluticasone propionate inhalation powder 100 mcg administered twice daily via
313 the DISKUS. The values for 24-hour urinary cortisol excretion at study entry and after 12 weeks
314 of treatment were similar within each treatment group. After 12 weeks, 24-hour urinary cortisol
315 excretion was also similar between the 2 groups.

316 **Fluticasone Propionate: Asthma:** In clinical trials with fluticasone propionate inhalation
317 powder using doses up to and including 250 mcg twice daily, occasional abnormal short
318 cosyntropin tests (peak serum cortisol <18 mcg/dL assessed by radioimmunoassay) were noted
319 both in patients receiving fluticasone propionate and in patients receiving placebo. The incidence
320 of abnormal tests at 500 mcg twice daily was greater than placebo. In a 2-year study carried out
321 with the DISKHALER[®] inhalation device in 64 patients with mild, persistent asthma (mean
322 FEV₁ 91% of predicted) randomized to fluticasone propionate 500 mcg twice daily or placebo,
323 no patient receiving fluticasone propionate had an abnormal response to 6-hour cosyntropin
324 infusion (peak serum cortisol <18 mcg/dL). With a peak cortisol threshold of <35 mcg/dL, 1
325 patient receiving fluticasone propionate (4%) had an abnormal response at 1 year; repeat testing
326 at 18 months and 2 years was normal. Another patient receiving fluticasone propionate (5%) had
327 an abnormal response at 2 years. No patient on placebo had an abnormal response at 1 or
328 2 years.

329 **Chronic Obstructive Pulmonary Disease:** In a 24-week study, the steady-state
330 fluticasone propionate pharmacokinetics and serum cortisol levels were described in a subset of
331 patients with COPD associated with chronic bronchitis (N = 86) randomized to twice-daily
332 fluticasone propionate inhalation powder via the DISKUS 500 mcg, fluticasone propionate
333 inhalation powder 250 mcg, or placebo. Serial serum cortisol concentrations were measured
334 across a 12-hour dosing interval following at least 4 weeks of dosing. Serum cortisol
335 concentrations following 250 and 500 mcg twice-daily dosing were 10% and 21% lower than
336 placebo, indicating a dose-dependent increase in systemic exposure to fluticasone propionate.

337 **Salmeterol Xinafoate:** Inhaled salmeterol, like other beta-adrenergic agonist drugs, can
338 produce dose-related cardiovascular effects and effects on blood glucose and/or serum potassium
339 (see PRECAUTIONS: General). The cardiovascular effects (heart rate, blood pressure)
340 associated with salmeterol occur with similar frequency, and are of similar type and severity, as
341 those noted following albuterol administration.

342 **Asthma:** The effects of rising doses of salmeterol and standard inhaled doses of albuterol
343 were studied in volunteers and in patients with asthma. Salmeterol doses up to 84 mcg

344 administered as inhalation aerosol resulted in heart rate increases of 3 to 16 beats/min, about the
345 same as albuterol dosed at 180 mcg by inhalation aerosol (4 to 10 beats/min). Adolescent and
346 adult patients receiving 50-mcg doses of salmeterol inhalation powder (N = 60) underwent
347 continuous electrocardiographic monitoring during two 12-hour periods after the first dose and
348 after 1 month of therapy, and no clinically significant dysrhythmias were noted.

349 **Chronic Obstructive Pulmonary Disease:** In 24-week clinical studies in patients
350 with COPD associated with chronic bronchitis, the incidence of clinically significant
351 electrocardiogram (ECG) abnormalities (myocardial ischemia, ventricular hypertrophy, clinically
352 significant conduction abnormalities, clinically significant arrhythmias) was lower for patients
353 who received salmeterol (1%, 9 of 688 patients who received either salmeterol 50 mcg or
354 ADVAIR DISKUS) compared with placebo (3%, 10 of 370 subjects).

355 No significant differences with salmeterol 50 mcg alone or in combination with fluticasone
356 propionate as ADVAIR DISKUS 500/50 was observed on pulse rate and systolic and diastolic
357 blood pressure in a subset of patients with COPD who underwent 12-hour serial vital sign
358 measurements after the first dose (N = 183) and after 12 weeks of therapy (N = 149). Median
359 changes from baseline in pulse rate and systolic and diastolic blood pressure were similar to
360 those seen with placebo (see ADVERSE REACTIONS: Chronic Obstructive Pulmonary Disease
361 Associated With Chronic Bronchitis).

362 Studies in laboratory animals (minipigs, rodents, and dogs) have demonstrated the occurrence
363 of cardiac arrhythmias and sudden death (with histologic evidence of myocardial necrosis) when
364 beta-agonists and methylxanthines are administered concurrently. The clinical significance of
365 these findings is unknown.

366 **CLINICAL TRIALS**

367 **Asthma: Adult and Adolescent Patients 12 Years of Age and Older:** In clinical trials
368 comparing ADVAIR DISKUS with the individual components, improvements in most efficacy
369 endpoints were greater with ADVAIR DISKUS than with the use of either fluticasone propionate
370 or salmeterol alone. In addition, clinical trials showed similar results between ADVAIR DISKUS
371 and the concurrent use of fluticasone propionate plus salmeterol at corresponding doses from
372 separate inhalers.

373 **Studies Comparing ADVAIR DISKUS to Fluticasone Propionate Alone or**
374 **Salmeterol Alone:** Three (3) double-blind, parallel-group clinical trials were conducted with
375 ADVAIR DISKUS in 1,208 adolescent and adult patients (≥ 12 years, baseline FEV₁ 63% to 72%
376 of predicted normal) with asthma that was not optimally controlled on their current therapy. All
377 treatments were inhalation powders, given as 1 inhalation from the DISKUS device twice daily,
378 and other maintenance therapies were discontinued.

379 **Study 1: Clinical Trial With ADVAIR DISKUS 100/50:** This placebo-controlled,
380 12-week, US study compared ADVAIR DISKUS 100/50 with its individual components,
381 fluticasone propionate 100 mcg and salmeterol 50 mcg. The study was stratified according to
382 baseline asthma maintenance therapy; patients were using either inhaled corticosteroids

383 (N = 250) (daily doses of beclomethasone dipropionate 252 to 420 mcg; flunisolide 1,000 mcg;
 384 fluticasone propionate inhalation aerosol 176 mcg; or triamcinolone acetonide 600 to 1,000 mcg)
 385 or salmeterol (N = 106). Baseline FEV₁ measurements were similar across treatments: ADVAIR
 386 DISKUS 100/50, 2.17 L; fluticasone propionate 100 mcg, 2.11 L; salmeterol, 2.13 L; and
 387 placebo, 2.15 L.

388 Predefined withdrawal criteria for lack of efficacy, an indicator of worsening asthma, were
 389 utilized for this placebo-controlled study. Worsening asthma was defined as a clinically
 390 important decrease in FEV₁ or peak expiratory flow (PEF), increase in use of VENTOLIN[®]
 391 (albuterol, USP) Inhalation Aerosol, increase in night awakenings due to asthma, emergency
 392 intervention or hospitalization due to asthma, or requirement for asthma medication not allowed
 393 by the protocol. As shown in Table 1, statistically significantly fewer patients receiving
 394 ADVAIR DISKUS 100/50 were withdrawn due to worsening asthma compared with fluticasone
 395 propionate, salmeterol, and placebo.

396

397 **Table 1. Percent of Patients Withdrawn Due to Worsening Asthma in Patients Previously**
 398 **Treated With Either Inhaled Corticosteroids or Salmeterol (Study 1)**

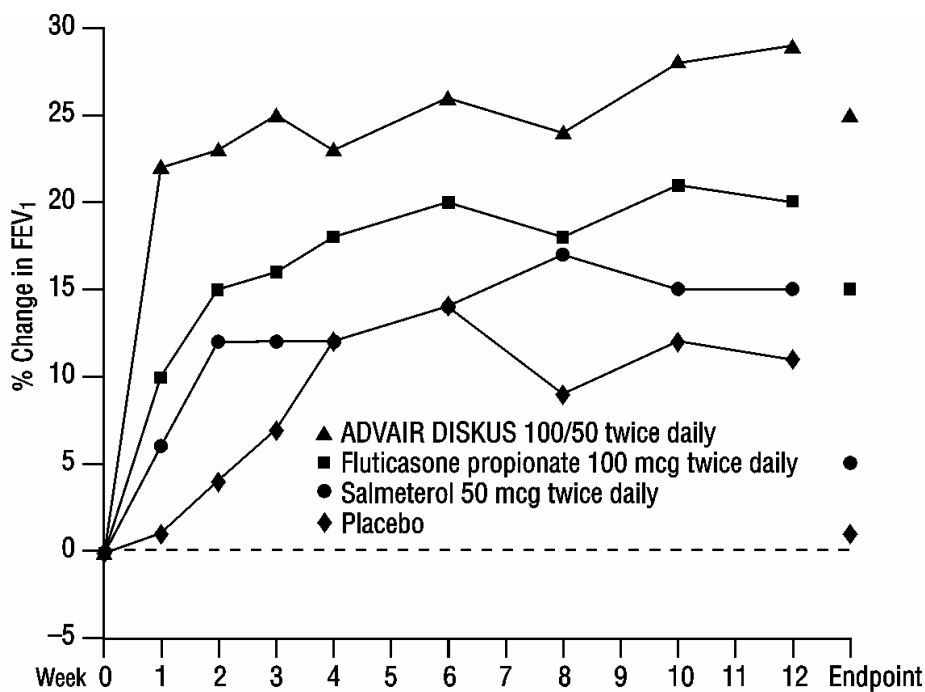
ADVAIR DISKUS 100/50 (N = 87)	Fluticasone Propionate 100 mcg (N = 85)	Salmeterol 50 mcg (N = 86)	Placebo (N = 77)
3%	11%	35%	49%

399

400 The FEV₁ results are displayed in Figure 1. Because this trial used predetermined criteria for
 401 worsening asthma, which caused more patients in the placebo group to be withdrawn, FEV₁
 402 results at Endpoint (last available FEV₁ result) are also provided. Patients receiving ADVAIR
 403 DISKUS 100/50 had significantly greater improvements in FEV₁ (0.51 L, 25%) compared with
 404 fluticasone propionate 100 mcg (0.28 L, 15%), salmeterol (0.11 L, 5%), and placebo (0.01 L,
 405 1%). These improvements in FEV₁ with ADVAIR DISKUS were achieved regardless of baseline
 406 asthma maintenance therapy (inhaled corticosteroids or salmeterol).

407

408 **Figure 1. Mean Percent Change From Baseline in FEV₁ in Patients With Asthma**
 409 **Previously Treated With Either Inhaled Corticosteroids or Salmeterol (Study 1)**



	Week 0	Week 6	Week 12	Endpoint
	<u>N</u>	<u>N</u>	<u>N</u>	<u>N</u>
ADVAIR DISKUS 100/50	87	79	73	86
Fluticasone propionate 100 mcg	85	71	65	85
Salmeterol 50 mcg	86	59	51	86
Placebo	77	34	27	74

411
 412
 413 The effect of ADVAIR DISKUS 100/50 on morning and evening PEF endpoints is shown in
 414 Table 2.

415
 416 **Table 2. Peak Expiratory Flow Results for Patients With Asthma Previously Treated With**
 417 **Either Inhaled Corticosteroids or Salmeterol (Study 1)**

Efficacy Variable*	ADVAIR DISKUS 100/50 (N = 87)	Fluticasone Propionate 100 mcg (N = 85)	Salmeterol 50 mcg (N = 86)	Placebo (N = 77)
AM PEF (L/min)				
Baseline	393	374	369	382
Change from baseline	53	17	-2	-24
PM PEF (L/min)				
Baseline	418	390	396	398
Change from baseline	35	18	-7	-13

418 *Change from baseline = change from baseline at Endpoint (last available data).

419

420 The subjective impact of asthma on patients' perception of health was evaluated through use
421 of an instrument called the Asthma Quality of Life Questionnaire (AQLQ) (based on a 7-point
422 scale where 1 = maximum impairment and 7 = none). Patients receiving ADVAIR DISKUS
423 100/50 had clinically meaningful improvements in overall asthma-specific quality of life as
424 defined by a difference between groups of ≥ 0.5 points in change from baseline AQLQ scores
425 (difference in AQLQ score of 1.25 compared to placebo).

426 **Study 2: Clinical Trial With ADVAIR DISKUS 250/50:** This placebo-controlled,
427 12-week, US study compared ADVAIR DISKUS 250/50 with its individual components,
428 fluticasone propionate 250 mcg and salmeterol 50 mcg in 349 patients with asthma using inhaled
429 corticosteroids (daily doses of beclomethasone dipropionate 462 to 672 mcg; flunisolide 1,250 to
430 2,000 mcg; fluticasone propionate inhalation aerosol 440 mcg; or triamcinolone acetonide 1,100
431 to 1,600 mcg). Baseline FEV₁ measurements were similar across treatments: ADVAIR DISKUS
432 250/50, 2.23 L; fluticasone propionate 250 mcg, 2.12 L; salmeterol, 2.20 L; and placebo, 2.19 L.

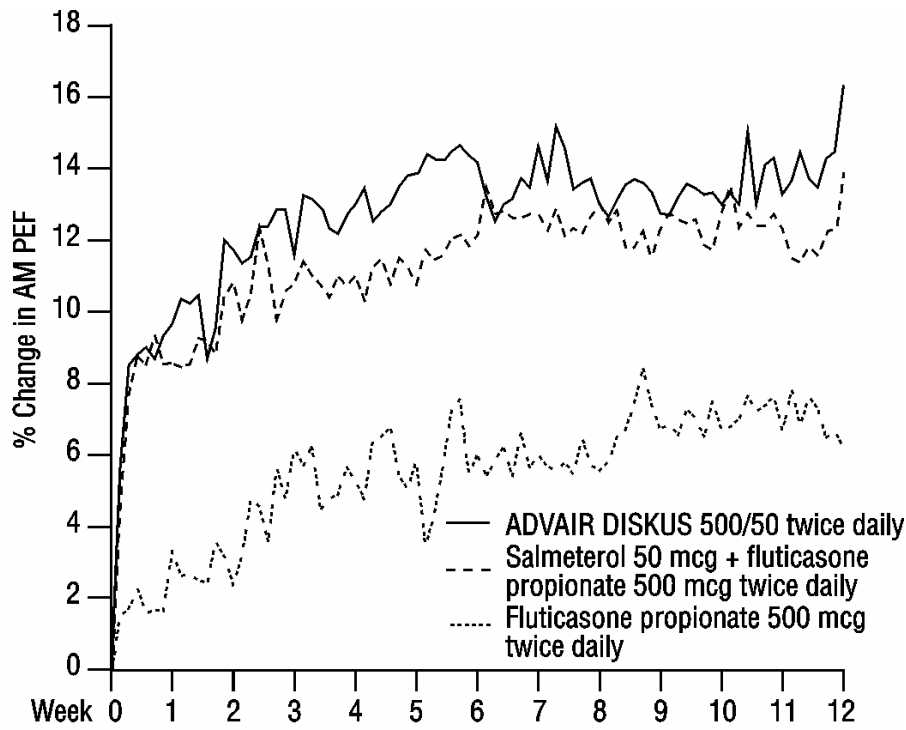
433 Efficacy results in this study were similar to those observed in Study 1. Patients receiving
434 ADVAIR DISKUS 250/50 had significantly greater improvements in FEV₁ (0.48 L, 23%)
435 compared with fluticasone propionate 250 mcg (0.25 L, 13%), salmeterol (0.05 L, 4%), and
436 placebo (decrease of 0.11 L, decrease of 5%). Statistically significantly fewer patients receiving
437 ADVAIR DISKUS 250/50 were withdrawn from this study for worsening asthma (4%)
438 compared with fluticasone propionate (22%), salmeterol (38%), and placebo (62%). In addition,
439 ADVAIR DISKUS 250/50 was superior to fluticasone propionate, salmeterol, and placebo for
440 improvements in morning and evening PEF. Patients receiving ADVAIR DISKUS 250/50 also
441 had clinically meaningful improvements in overall asthma-specific quality of life as described in
442 Study 1 (difference in AQLQ score of 1.29 compared to placebo).

443 **Study 3: Clinical Trial With ADVAIR DISKUS 500/50:** This 28-week, non-US
444 study compared ADVAIR DISKUS 500/50 with fluticasone propionate 500 mcg alone and
445 concurrent therapy (salmeterol 50 mcg plus fluticasone propionate 500 mcg administered from
446 separate inhalers) twice daily in 503 patients with asthma using inhaled corticosteroids (daily
447 doses of beclomethasone dipropionate 1,260 to 1,680 mcg; budesonide 1,500 to 2,000 mcg;
448 flunisolide 1,500 to 2,000 mcg; or fluticasone propionate inhalation aerosol 660 to 880 mcg [750
449 to 1,000 mcg inhalation powder]). The primary efficacy parameter, morning PEF, was collected
450 daily for the first 12 weeks of the study. The primary purpose of weeks 13 to 28 was to collect
451 safety data.

452 Baseline PEF measurements were similar across treatments: ADVAIR DISKUS 500/50,
453 359 L/min; fluticasone propionate 500 mcg, 351 L/min; and concurrent therapy, 345 L/min. As
454 shown in Figure 2, morning PEF improved significantly with ADVAIR DISKUS 500/50
455 compared with fluticasone propionate 500 mcg over the 12-week treatment period.
456 Improvements in morning PEF observed with ADVAIR DISKUS 500/50 were similar to
457 improvements observed with concurrent therapy.

458

459 **Figure 2. Mean Percent Change From Baseline in Morning Peak Expiratory**
 460 **Flow in Patients With Asthma Previously Treated With Inhaled Corticosteroids**
 461 **(Study 3)**
 462



	Week 0	Week 6	Week 12
	<u>N</u>	<u>N</u>	<u>N</u>
ADVAIR DISKUS 500/50	167	159	149
Salmeterol 50 mcg + fluticasone propionate 500 mcg	170	160	147
Fluticasone propionate 500 mcg	164	148	136

463
464

465 **Onset of Action and Progression of Improvement in Asthma Control:** The
 466 onset of action and progression of improvement in asthma control were evaluated in the 2
 467 placebo-controlled US trials. Following the first dose, the median time to onset of clinically
 468 significant bronchodilatation ($\geq 15\%$ improvement in FEV₁) in most patients was seen within 30
 469 to 60 minutes. Maximum improvement in FEV₁ generally occurred within 3 hours, and clinically
 470 significant improvement was maintained for 12 hours (see Figure 3).

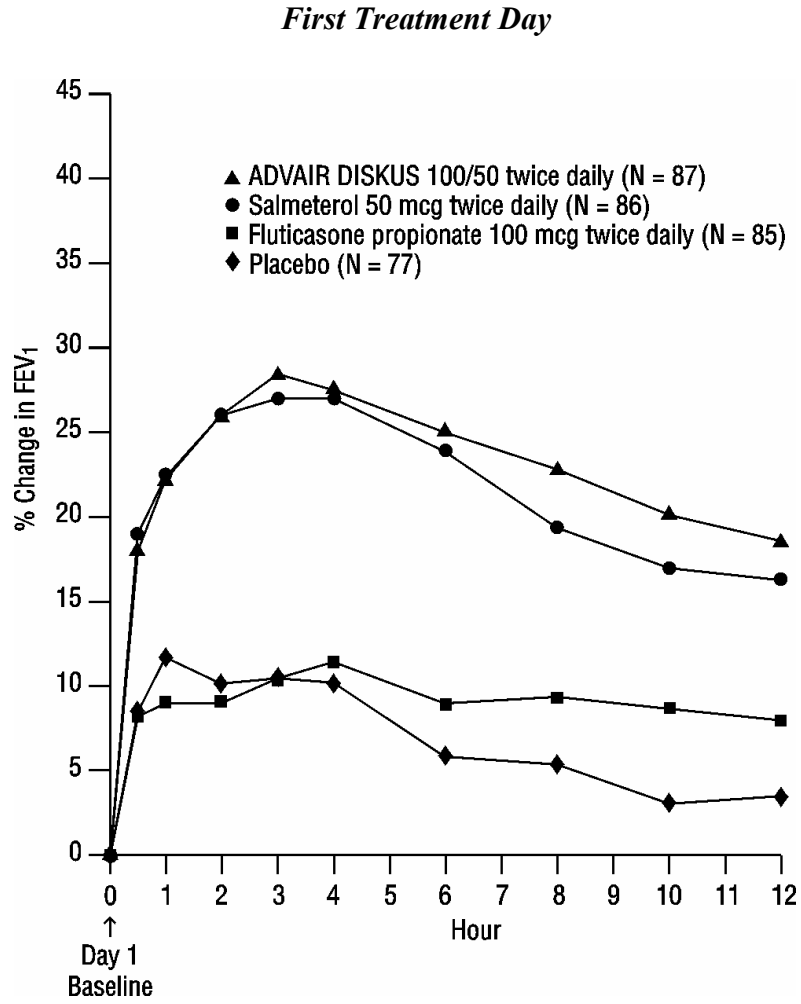
471 Following the initial dose, predose FEV₁ relative to Day 1 baseline improved markedly over
 472 the first week of treatment and continued to improve over the 12 weeks of treatment in both
 473 studies.

474 No diminution in the 12-hour bronchodilator effect was observed with either ADVAIR
 475 DISKUS 100/50 (Figures 3 and 4) or ADVAIR DISKUS 250/50 as assessed by FEV₁ following
 476 12 weeks of therapy.

477

478 **Figure 3. Percent Change in Serial 12-hour FEV₁**
479 **in Patients With Asthma Previously Using Either Inhaled**
480 **Corticosteroids or Salmeterol (Study 1)**
481

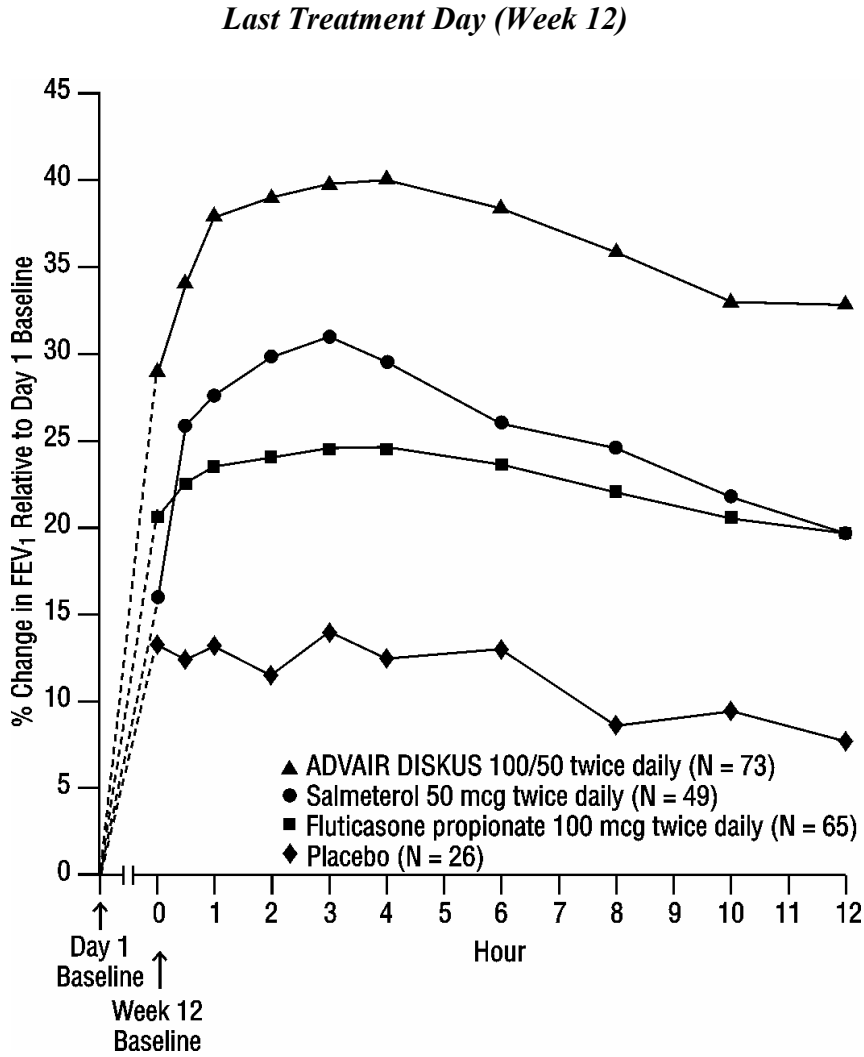
482
483



484
485

486 **Figure 4. Percent Change in Serial 12-hour FEV₁**
 487 **in Patients With Asthma Previously Using Either Inhaled**
 488 **Corticosteroids or Salmeterol (Study 1)**

489
 490
 491



492
 493

494 Reduction in asthma symptoms, use of rescue VENTOLIN Inhalation Aerosol, and
 495 improvement in morning and evening PEF also occurred within the first day of treatment with
 496 ADVAIR DISKUS, and continued to improve over the 12 weeks of therapy in both studies.

497 **Pediatric Patients:** In a 12-week US study, ADVAIR DISKUS 100/50 twice daily was
 498 compared with fluticasone propionate inhalation powder 100 mcg twice daily in 203 children
 499 with asthma aged 4 to 11 years. At study entry, the children were symptomatic on low doses of
 500 inhaled corticosteroids (beclomethasone dipropionate 252 to 336 mcg/day; budesonide 200 to
 501 400 mcg/day; flunisolide 1,000 mcg/day; triamcinolone acetonide 600 to 1,000 mcg/day; or
 502 fluticasone propionate 88 to 250 mcg/day). The primary objective of this study was to determine
 503 the safety of ADVAIR DISKUS 100/50 compared with fluticasone propionate inhalation powder

504 100 mcg in this age-group; however, the study also included secondary efficacy measures of
505 pulmonary function. Morning predose FEV₁ was obtained at baseline and Endpoint (last
506 available FEV₁ result) in children aged 6 to 11 years. In patients receiving ADVAIR DISKUS
507 100/50, FEV₁ increased from 1.70 L at baseline (N = 79) to 1.88 L at Endpoint (N = 69)
508 compared with an increase from 1.65 L at baseline (N = 83) to 1.77 L at Endpoint (N = 75) in
509 patients receiving fluticasone propionate 100 mcg.

510 The findings of this study, along with extrapolation of efficacy data from patients 12 years of
511 age and older, support the overall conclusion that ADVAIR DISKUS 100/50 is efficacious in the
512 maintenance treatment of asthma in patients aged 4 to 11 years.

513 **Chronic Obstructive Pulmonary Disease Associated With Chronic Bronchitis:** In a
514 clinical trial evaluating twice-daily treatment with ADVAIR DISKUS 250/50 in patients with
515 COPD associated with chronic bronchitis, improvements in lung function (as defined by predose
516 and postdose FEV₁) were significantly greater with ADVAIR DISKUS than with fluticasone
517 propionate 250 mcg, salmeterol 50 mcg, or placebo. The study was a randomized, double-blind,
518 parallel-group, 24-week trial. All patients had a history of cough productive of sputum that was
519 not attributable to another disease process on most days for at least 3 months of the year for at
520 least 2 years. Study treatments were inhalation powders given as 1 inhalation from the DISKUS
521 device twice daily. Maintenance COPD therapies were discontinued, with the exception of
522 theophylline.

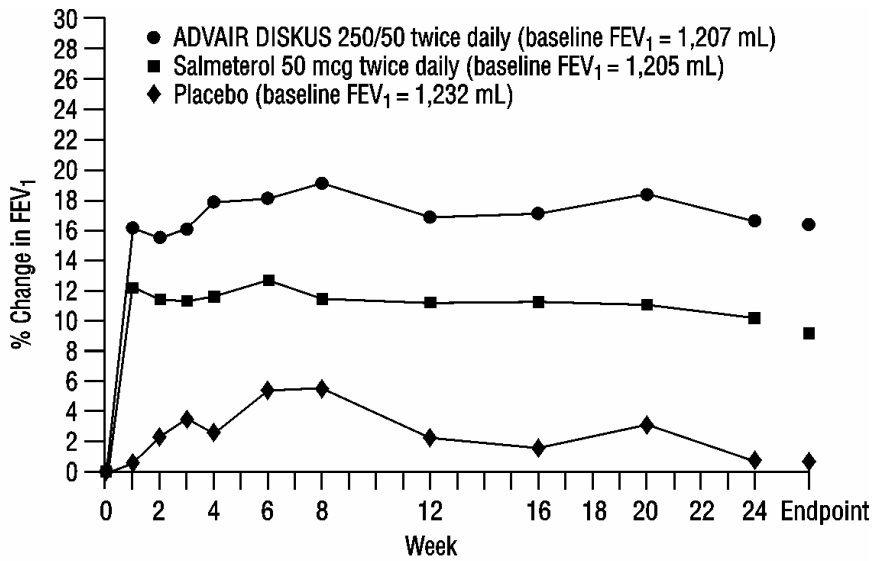
523 Figures 5 and 6 display predose and 2-hour postdose FEV₁ results. To account for patient
524 withdrawals during the study, FEV₁ at Endpoint (last evaluable FEV₁) was evaluated. Patients
525 receiving ADVAIR DISKUS 250/50 had significantly greater improvements in predose FEV₁ at
526 Endpoint (165 mL, 17%) compared with salmeterol 50 mcg (91 mL, 9%) and placebo (1 mL,
527 1%), demonstrating the contribution of fluticasone propionate to the improvement in lung
528 function with ADVAIR DISKUS (Figure 5). Patients receiving ADVAIR DISKUS 250/50 had
529 significantly greater improvements in postdose FEV₁ at Endpoint (281 mL, 27%) compared with
530 fluticasone propionate 250 mcg (147 mL, 14%) and placebo (58 mL, 6%), demonstrating the
531 contribution of salmeterol to the improvement in lung function with ADVAIR DISKUS
532 (Figure 6).

533 A similar degree of improvement in lung function was also observed with ADVAIR DISKUS
534 500/50 twice daily.

535

536 **Figure 5. Predose FEV₁: Mean Percent Change From Baseline in Patients**
 537 **With COPD Associated With Chronic Bronchitis**

538

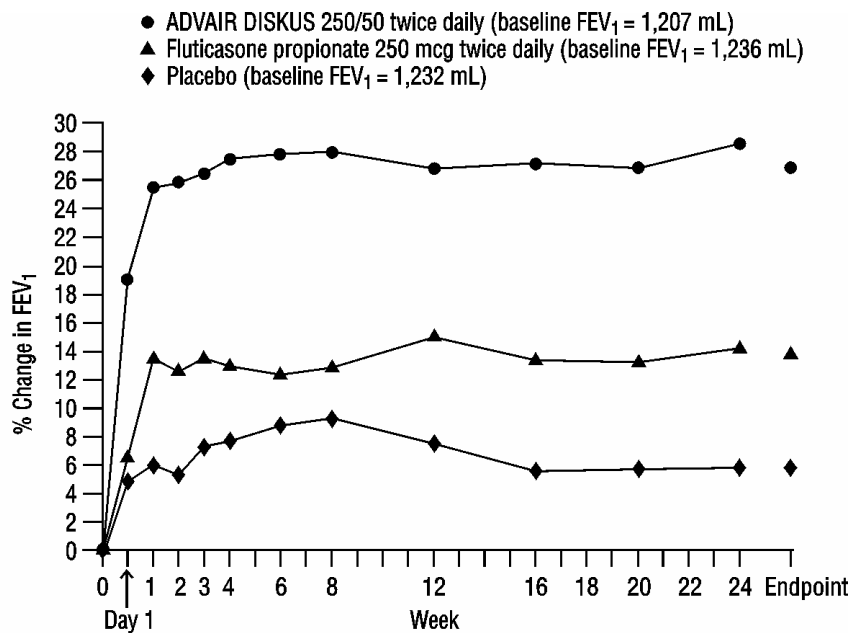


	<u>N</u>	<u>N</u>	<u>N</u>	<u>N</u>
ADVAIR DISKUS 250/50	178	144	124	171
Salmeterol 50 mcg	177	135	119	168
Placebo	185	139	125	172

539

540

541 **Figure 6. Two-Hour Postdose FEV₁: Mean Percent Changes From Baseline**
 542 **Over Time in Patients With COPD Associated With Chronic Bronchitis**
 543



	<u>N</u>	<u>N</u>	<u>N</u>	<u>N</u>
ADVAIR DISKUS 250/50	178	144	117	171
Fluticasone propionate 250 mcg	183	147	130	175
Placebo	185	139	119	172

544
 545
 546 Patients treated with ADVAIR DISKUS 250/50 or ADVAIR DISKUS 500/50 did not have a
 547 significant reduction in chronic bronchitis symptoms (as measured by the Chronic Bronchitis
 548 Symptom Questionnaire) or in COPD exacerbations compared to patients treated with placebo
 549 over the 24 weeks of therapy. The improvement in lung function with ADVAIR DISKUS 500/50
 550 was similar to the improvement seen with ADVAIR DISKUS 250/50. Since there is evidence of
 551 more systemic exposure to fluticasone propionate from this higher dose and no documented
 552 advantage for efficacy, ADVAIR DISKUS 500/50 is not recommended for use in COPD.

553 The benefit of treatment of patients with COPD associated with chronic bronchitis with
 554 ADVAIR DISKUS 250/50 for periods longer than 6 months has not been evaluated.

555 **INDICATIONS AND USAGE**

556 **Asthma:** ADVAIR DISKUS is indicated for the long-term, twice-daily, maintenance treatment
 557 of asthma in patients 4 years of age and older.

558 ADVAIR DISKUS is NOT indicated for the relief of acute bronchospasm.

559 **Chronic Obstructive Pulmonary Disease Associated With Chronic Bronchitis:**

560 ADVAIR DISKUS 250/50 is indicated for the twice-daily maintenance treatment of airflow
 561 obstruction in patients with COPD associated with chronic bronchitis.

562 ADVAIR DISKUS 250/50 mcg twice daily is the only approved dosage for the treatment of
 563 COPD associated with chronic bronchitis. Higher doses, including ADVAIR DISKUS 500/50,

564 are not recommended (see DOSAGE AND ADMINISTRATION: Chronic Obstructive
565 Pulmonary Disease Associated With Chronic Bronchitis).

566 The benefit of treating patients with COPD associated with chronic bronchitis with ADVAIR
567 DISKUS 250/50 for periods longer than 6 months has not been evaluated. Patients who are
568 treated with ADVAIR DISKUS 250/50 for COPD associated with chronic bronchitis for periods
569 longer than 6 months should be reevaluated periodically to assess the continuing benefits and
570 potential risks of treatment.

571 ADVAIR DISKUS is NOT indicated for the relief of acute bronchospasm.

572 **CONTRAINDICATIONS**

573 ADVAIR DISKUS is contraindicated in the primary treatment of status asthmaticus or other
574 acute episodes of asthma or COPD where intensive measures are required.

575 Hypersensitivity to any of the ingredients of these preparations contraindicates their use (see
576 DESCRIPTION and ADVERSE REACTIONS: Observed During Clinical Practice: *Non-Site*
577 *Specific*).

578 **WARNINGS**

579 DATA FROM A LARGE PLACEBO-CONTROLLED SAFETY STUDY THAT WAS
580 STOPPED EARLY SUGGEST THAT SALMETEROL, A COMPONENT OF ADVAIR
581 DISKUS, MAY BE ASSOCIATED WITH RARE SERIOUS ASTHMA EPISODES OR
582 ASTHMA-RELATED DEATHS. The Salmeterol Multi-center Asthma Research Trial
583 (SMART) enrolled long-acting beta₂-agonist-naïve patients with asthma to assess the safety of
584 salmeterol (SEREVENT Inhalation Aerosol) 42 mcg twice daily over 28 weeks compared to
585 placebo, when added to usual asthma therapy. The primary endpoint was the combined number
586 of respiratory-related deaths or respiratory-related life-threatening experiences (intubation and
587 mechanical ventilation). Other endpoints included combined asthma-related deaths or
588 life-threatening experiences and asthma-related deaths

589 A planned interim analysis was conducted when approximately half of the intended number of
590 patients had been enrolled (N = 26,353). The analysis showed no significant difference for the
591 primary endpoint for the total population. However, a higher number of asthma-related deaths or
592 life-threatening experiences (36 vs. 23) and a higher number of asthma-related deaths (13 vs. 4)
593 occurred in the patients treated with SEREVENT Inhalation Aerosol. Post hoc subgroup analyses
594 revealed no significant increase in respiratory- or asthma-related episodes, including deaths, in
595 Caucasian patients. In African Americans, the study showed a small, though statistically
596 significantly greater, number of primary events (20 vs. 7), asthma-related deaths or
597 life-threatening experiences (19 vs. 4), and asthma-related deaths (8 vs. 1) in patients taking
598 SEREVENT Inhalation Aerosol compared to those taking placebo. Even though SMART did not
599 reach predetermined stopping criteria for the total population, the study was stopped due to the
600 findings in African American patients and difficulties in enrollment. The data from the SMART
601 study are not adequate to determine whether concurrent use of inhaled corticosteroids, such as
602 fluticasone propionate, a component of ADVAIR DISKUS, provides protection from this risk.

603 Therefore, it is not known whether the findings seen with SEREVENT Inhalation Aerosol would
604 apply to ADVAIR DISKUS.

605 Findings similar to the SMART study findings were reported in a prior 16-week clinical study
606 performed in the United Kingdom, the Salmeterol Nationwide Surveillance (SNS) study. In the
607 SNS study, the incidence of asthma-related death was numerically, though not statistically,
608 greater in patients with asthma treated with salmeterol (42 mcg twice daily) versus albuterol
609 (180 mcg 4 times daily) added to usual asthma therapy.

610 Given the similar basic mechanisms of action of beta₂-agonists, it is possible that the findings
611 seen in the SMART study may be consistent with a class effect.

612 **1. ADVAIR DISKUS SHOULD NOT BE USED FOR TRANSFERRING PATIENTS**
613 **FROM SYSTEMIC CORTICOSTEROID THERAPY.** Particular care is needed for patients
614 who have been transferred from systemically active corticosteroids to inhaled corticosteroids
615 because deaths due to adrenal insufficiency have occurred in patients with asthma during and
616 after transfer from systemic corticosteroids to less systemically available inhaled corticosteroids.
617 After withdrawal from systemic corticosteroids, a number of months are required for recovery of
618 HPA function.

619 Patients who have been previously maintained on 20 mg or more per day of prednisone (or its
620 equivalent) may be most susceptible, particularly when their systemic corticosteroids have been
621 almost completely withdrawn. During this period of HPA suppression, patients may exhibit signs
622 and symptoms of adrenal insufficiency when exposed to trauma, surgery, or infection
623 (particularly gastroenteritis) or other conditions associated with severe electrolyte loss. Although
624 inhaled corticosteroids may provide control of asthma symptoms during these episodes, in
625 recommended doses they supply less than normal physiological amounts of glucocorticoid
626 systemically and do NOT provide the mineralocorticoid activity that is necessary for coping with
627 these emergencies.

628 During periods of stress or a severe asthma attack, patients who have been withdrawn from
629 systemic corticosteroids should be instructed to resume oral corticosteroids (in large doses)
630 immediately and to contact their physicians for further instruction. These patients should also be
631 instructed to carry a warning card indicating that they may need supplementary systemic
632 corticosteroids during periods of stress or a severe asthma attack.

633 **2. ADVAIR DISKUS SHOULD NOT BE INITIATED IN PATIENTS DURING RAPIDLY**
634 **DETERIORATING OR POTENTIALLY LIFE-THREATENING EPISODES OF**
635 **ASTHMA. Serious acute respiratory events, including fatalities, have been reported both in**
636 **the United States and worldwide when salmeterol, a component of ADVAIR DISKUS, has**
637 **been initiated in patients with significantly worsening or acutely deteriorating asthma.** In
638 most cases, these have occurred in patients with severe asthma (e.g., patients with a history of
639 corticosteroid dependence, low pulmonary function, intubation, mechanical ventilation, frequent
640 hospitalizations, or previous life-threatening acute asthma exacerbations) and/or in some patients
641 in whom asthma has been acutely deteriorating (e.g., unresponsive to usual medications;
642 increasing need for inhaled, short-acting beta₂-agonists; increasing need for systemic

643 corticosteroids; significant increase in symptoms; recent emergency room visits; sudden or
644 progressive deterioration in pulmonary function). However, they have occurred in a few patients
645 with less severe asthma as well. It was not possible from these reports to determine whether
646 salmeterol contributed to these events or simply failed to relieve the deteriorating asthma.

647 **3. Drug Interaction With Ritonavir:** A drug interaction study in healthy subjects has shown
648 that ritonavir (a highly potent cytochrome P450 3A4 inhibitor) can significantly increase plasma
649 fluticasone propionate exposure, resulting in significantly reduced serum cortisol concentrations
650 (see CLINICAL PHARMACOLOGY: Pharmacokinetics: *Fluticasone Propionate: Drug*
651 *Interactions* and PRECAUTIONS: Drug Interactions: *Inhibitors of Cytochrome P450*). During
652 postmarketing use, there have been reports of clinically significant drug interactions in patients
653 receiving fluticasone propionate and ritonavir, resulting in systemic corticosteroid effects
654 including Cushing syndrome and adrenal suppression. Therefore, coadministration of fluticasone
655 propionate and ritonavir is not recommended unless the potential benefit to the patient
656 outweighs the risk of systemic corticosteroid side effects.

657 **4. Do Not Use ADVAIR DISKUS to Treat Acute Symptoms:** An inhaled, short-acting
658 beta₂-agonist, not ADVAIR DISKUS, should be used to relieve acute symptoms of shortness of
659 breath. When prescribing ADVAIR DISKUS, the physician must also provide the patient with an
660 inhaled, short-acting beta₂-agonist (e.g., albuterol) for treatment of shortness of breath that
661 occurs acutely, despite regular twice-daily (morning and evening) use of ADVAIR DISKUS.

662 When beginning treatment with ADVAIR DISKUS, patients who have been taking oral or
663 inhaled, short-acting beta₂-agonists on a regular basis (e.g., 4 times a day) should be instructed to
664 discontinue the regular use of these drugs. For patients taking ADVAIR DISKUS, inhaled,
665 short-acting beta₂-agonists should only be used for symptomatic relief of acute symptoms of
666 shortness of breath (see PRECAUTIONS: Information for Patients).

667 **5. Watch for Increasing Use of Inhaled, Short-Acting Beta₂-Agonists, Which Is a Marker of**
668 **Deteriorating Asthma:** Asthma may deteriorate acutely over a period of hours or chronically over
669 several days or longer. If the patient's inhaled, short-acting beta₂-agonist becomes less effective,
670 the patient needs more inhalations than usual, or the patient develops a significant decrease in
671 lung function, this may be a marker of destabilization of the disease. In this setting, the patient
672 requires immediate reevaluation with reassessment of the treatment regimen, giving special
673 consideration to the possible need for replacing the current strength of ADVAIR DISKUS with a
674 higher strength, adding additional inhaled corticosteroid, or initiating systemic corticosteroids.
675 Patients should not use more than 1 inhalation twice daily (morning and evening) of ADVAIR
676 DISKUS.

677 **6. Do Not Use an Inhaled, Long-Acting Beta₂-Agonist in Conjunction With ADVAIR DISKUS:**
678 Patients who are receiving ADVAIR DISKUS twice daily should not use additional salmeterol
679 or other inhaled, long-acting beta₂-agonists (e.g., formoterol) for prevention of exercise-induced
680 bronchospasm (EIB) or the maintenance treatment of asthma or the maintenance treatment of
681 bronchospasm associated with COPD. Additional benefit would not be gained from using

682 supplemental salmeterol or formoterol for prevention of EIB since ADVAIR DISKUS already
683 contains an inhaled, long-acting beta₂-agonist.

684 7. Do Not Exceed Recommended Dosage: ADVAIR DISKUS should not be used more often or
685 at higher doses than recommended. Fatalities have been reported in association with excessive
686 use of inhaled sympathomimetic drugs. Large doses of inhaled or oral salmeterol (12 to 20 times
687 the recommended dose) have been associated with clinically significant prolongation of the QTc
688 interval, which has the potential for producing ventricular arrhythmias.

689 8. Paradoxical Bronchospasm: As with other inhaled asthma and COPD medications, ADVAIR
690 DISKUS can produce paradoxical bronchospasm, which may be life threatening. If paradoxical
691 bronchospasm occurs following dosing with ADVAIR DISKUS, it should be treated
692 immediately with an inhaled, short-acting bronchodilator, ADVAIR DISKUS should be
693 discontinued immediately, and alternative therapy should be instituted.

694 9. Immediate Hypersensitivity Reactions: Immediate hypersensitivity reactions may occur after
695 administration of ADVAIR DISKUS, as demonstrated by cases of urticaria, angioedema, rash,
696 and bronchospasm.

697 10. Upper Airway Symptoms: Symptoms of laryngeal spasm, irritation, or swelling, such as
698 stridor and choking, have been reported in patients receiving fluticasone propionate and
699 salmeterol, components of ADVAIR DISKUS.

700 11. Cardiovascular Disorders: ADVAIR DISKUS, like all products containing sympathomimetic
701 amines, should be used with caution in patients with cardiovascular disorders, especially
702 coronary insufficiency, cardiac arrhythmias, and hypertension. Salmeterol, a component of
703 ADVAIR DISKUS, can produce a clinically significant cardiovascular effect in some patients as
704 measured by pulse rate, blood pressure, and/or symptoms. Although such effects are uncommon
705 after administration of salmeterol at recommended doses, if they occur, the drug may need to be
706 discontinued. In addition, beta-agonists have been reported to produce ECG changes, such as
707 flattening of the T wave, prolongation of the QTc interval, and ST segment depression. The
708 clinical significance of these findings is unknown.

709 12. Discontinuation of Systemic Corticosteroids: Transfer of patients from systemic
710 corticosteroid therapy to ADVAIR DISKUS may unmask conditions previously suppressed by
711 the systemic corticosteroid therapy, e.g., rhinitis, conjunctivitis, eczema, arthritis, and
712 eosinophilic conditions.

713 13. Immunosuppression: Persons who are using drugs that suppress the immune system are more
714 susceptible to infections than healthy individuals. Chickenpox and measles, for example, can
715 have a more serious or even fatal course in susceptible children or adults using corticosteroids.
716 In such children or adults who have not had these diseases or been properly immunized,
717 particular care should be taken to avoid exposure. How the dose, route, and duration of
718 corticosteroid administration affect the risk of developing a disseminated infection is not known.
719 The contribution of the underlying disease and/or prior corticosteroid treatment to the risk is also
720 not known. If exposed to chickenpox, prophylaxis with varicella zoster immune globulin (VZIG)
721 may be indicated. If exposed to measles, prophylaxis with pooled intramuscular

722 immunoglobulin (IG) may be indicated. (See the respective package inserts for complete VZIG
723 and IG prescribing information.) If chickenpox develops, treatment with antiviral agents may be
724 considered.

725 **PRECAUTIONS**

726 **General: Cardiovascular Effects:** Cardiovascular and central nervous system effects seen
727 with all sympathomimetic drugs (e.g., increased blood pressure, heart rate, excitement) can
728 occur after use of salmeterol, a component of ADVAIR DISKUS, and may require
729 discontinuation of ADVAIR DISKUS. ADVAIR DISKUS, like all medications containing
730 sympathomimetic amines, should be used with caution in patients with cardiovascular disorders,
731 especially coronary insufficiency, cardiac arrhythmias, and hypertension; in patients with
732 convulsive disorders or thyrotoxicosis; and in patients who are unusually responsive to
733 sympathomimetic amines.

734 As has been described with other beta-adrenergic agonist bronchodilators, clinically
735 significant changes in electrocardiograms (ECGs) have been seen infrequently in individual
736 patients in controlled clinical studies with ADVAIR DISKUS and salmeterol. Clinically
737 significant changes in systolic and/or diastolic blood pressure and pulse rate have been seen
738 infrequently in individual patients in controlled clinical studies with salmeterol, a component of
739 ADVAIR DISKUS.

740 **Metabolic and Other Effects:** Long-term use of orally inhaled corticosteroids may affect
741 normal bone metabolism, resulting in a loss of bone mineral density (BMD). A 2-year study of
742 160 patients (females 18 to 40 and males 18 to 50 years of age) with asthma receiving
743 chlorofluorocarbon-propelled fluticasone propionate inhalation aerosol 88 or 440 mcg twice
744 daily demonstrated no statistically significant changes in BMD at any time point (24, 52, 76, and
745 104 weeks of double-blind treatment) as assessed by dual-energy x-ray absorptiometry at lumbar
746 region L1 through L4. Long-term treatment effects of fluticasone propionate on BMD in the
747 COPD population have not been studied.

748 In patients with major risk factors for decreased bone mineral content, such as tobacco use,
749 advanced age, sedentary lifestyle, poor nutrition, family history of osteoporosis, or chronic use of
750 drugs that can reduce bone mass (e.g., anticonvulsants and corticosteroids), ADVAIR DISKUS
751 may pose an additional risk. Since patients with COPD often have multiple risk factors for
752 reduced BMD, assessment of BMD is recommended, including prior to instituting ADVAIR
753 DISKUS 250/50 and periodically thereafter. If significant reductions in BMD are seen and
754 ADVAIR DISKUS 250/50 is still considered medically important for that patient's COPD
755 therapy, use of medication to treat or prevent osteoporosis should be strongly considered.
756 ADVAIR DISKUS 250/50 mcg twice daily is the only approved dosage for the treatment of
757 COPD associated with chronic bronchitis, and higher doses, including ADVAIR DISKUS
758 500/50, are not recommended.

759 Glaucoma, increased intraocular pressure, and cataracts have been reported in patients with
760 asthma and COPD following the long-term administration of inhaled corticosteroids, including

761 fluticasone propionate, a component of ADVAIR DISKUS; therefore, regular eye examinations
762 should be considered.

763 Lower respiratory tract infections, including pneumonia, have been reported following the
764 inhaled administration of corticosteroids, including fluticasone propionate and ADVAIR
765 DISKUS.

766 Doses of the related beta₂-adrenoceptor agonist albuterol, when administered intravenously,
767 have been reported to aggravate preexisting diabetes mellitus and ketoacidosis. Beta-adrenergic
768 agonist medications may produce significant hypokalemia in some patients, possibly through
769 intracellular shunting, which has the potential to produce adverse cardiovascular effects. The
770 decrease in serum potassium is usually transient, not requiring supplementation.

771 Clinically significant changes in blood glucose and/or serum potassium were seen
772 infrequently during clinical studies with ADVAIR DISKUS at recommended doses.

773 During withdrawal from oral corticosteroids, some patients may experience symptoms of
774 systemically active corticosteroid withdrawal, e.g., joint and/or muscular pain, lassitude, and
775 depression, despite maintenance or even improvement of respiratory function.

776 Fluticasone propionate, a component of ADVAIR DISKUS, will often help control asthma
777 symptoms with less suppression of HPA function than therapeutically equivalent oral doses of
778 prednisone. Since fluticasone propionate is absorbed into the circulation and can be systemically
779 active at higher doses, the beneficial effects of ADVAIR DISKUS in minimizing HPA
780 dysfunction may be expected only when recommended dosages are not exceeded and individual
781 patients are titrated to the lowest effective dose. A relationship between plasma levels of
782 fluticasone propionate and inhibitory effects on stimulated cortisol production has been shown
783 after 4 weeks of treatment with fluticasone propionate inhalation aerosol. Since individual
784 sensitivity to effects on cortisol production exists, physicians should consider this information
785 when prescribing ADVAIR DISKUS.

786 Because of the possibility of systemic absorption of inhaled corticosteroids, patients treated
787 with ADVAIR DISKUS should be observed carefully for any evidence of systemic
788 corticosteroid effects. Particular care should be taken in observing patients postoperatively or
789 during periods of stress for evidence of inadequate adrenal response.

790 It is possible that systemic corticosteroid effects such as hypercorticism and adrenal
791 suppression (including adrenal crisis) may appear in a small number of patients, particularly
792 when fluticasone propionate is administered at higher than recommended doses over prolonged
793 periods of time. If such effects occur, the dosage of ADVAIR DISKUS should be reduced
794 slowly, consistent with accepted procedures for reducing systemic corticosteroids and for
795 management of asthma symptoms.

796 A reduction of growth velocity in children and adolescents may occur as a result of poorly
797 controlled asthma or from the therapeutic use of corticosteroids, including inhaled
798 corticosteroids. The effects of long-term treatment of children and adolescents with inhaled
799 corticosteroids, including fluticasone propionate, on final adult height are not known.

800 A 52-week, placebo-controlled study to assess the potential growth effects of fluticasone
801 propionate inhalation powder (FLOVENT[®] ROTADISK[®]) at 50 and 100 mcg twice daily was
802 conducted in the US in 325 prepubescent children (244 males and 81 females) aged 4 to
803 11 years. The mean growth velocities at 52 weeks observed in the intent-to-treat population were
804 6.32 cm/year in the placebo group (N = 76), 6.07 cm/year in the 50-mcg group (N = 98), and
805 5.66 cm/year in the 100-mcg group (N = 89). An imbalance in the proportion of children entering
806 puberty between groups and a higher dropout rate in the placebo group due to poorly controlled
807 asthma may be confounding factors in interpreting these data. A separate subset analysis of
808 children who remained prepubertal during the study revealed growth rates at 52 weeks of
809 6.10 cm/year in the placebo group (n = 57), 5.91 cm/year in the 50-mcg group (n = 74), and
810 5.67 cm/year in the 100-mcg group (n = 79). In children 8.5 years of age, the mean age of
811 children in this study, the range for expected growth velocity is: boys – 3rd
812 percentile = 3.8 cm/year, 50th percentile = 5.4 cm/year, and 97th percentile = 7.0 cm/year; girls –
813 3rd percentile = 4.2 cm/year, 50th percentile = 5.7 cm/year, and 97th percentile = 7.3 cm/year.

814 The clinical significance of these growth data is not certain. Physicians should closely follow
815 the growth of children and adolescents taking corticosteroids by any route, and weigh the
816 benefits of corticosteroid therapy against the possibility of growth suppression if growth appears
817 slowed. Patients should be maintained on the lowest dose of inhaled corticosteroid that
818 effectively controls their asthma.

819 The long-term effects of ADVAIR DISKUS in human subjects are not fully known. In
820 particular, the effects resulting from chronic use of fluticasone propionate on developmental or
821 immunologic processes in the mouth, pharynx, trachea, and lung are unknown. Some patients
822 have received inhaled fluticasone propionate on a continuous basis for periods of 3 years or
823 longer. In clinical studies in patients with asthma treated for 2 years with inhaled fluticasone
824 propionate, no apparent differences in the type or severity of adverse reactions were observed
825 after long- versus short-term treatment.

826 In clinical studies with ADVAIR DISKUS, the development of localized infections of the
827 pharynx with *Candida albicans* has occurred. When such an infection develops, it should be
828 treated with appropriate local or systemic (i.e., oral antifungal) therapy while remaining on
829 treatment with ADVAIR DISKUS, but at times therapy with ADVAIR DISKUS may need to be
830 interrupted.

831 Inhaled corticosteroids should be used with caution, if at all, in patients with active or
832 quiescent tuberculosis infections of the respiratory tract; untreated systemic fungal, bacterial,
833 viral, or parasitic infections; or ocular herpes simplex.

834 **Eosinophilic Conditions:** In rare cases, patients on inhaled fluticasone propionate, a
835 component of ADVAIR DISKUS, may present with systemic eosinophilic conditions, with some
836 patients presenting with clinical features of vasculitis consistent with Churg-Strauss syndrome, a
837 condition that is often treated with systemic corticosteroid therapy. These events usually, but not
838 always, have been associated with the reduction and/or withdrawal of oral corticosteroid therapy
839 following the introduction of fluticasone propionate. Cases of serious eosinophilic conditions

840 have also been reported with other inhaled corticosteroids in this clinical setting. Physicians
841 should be alert to eosinophilia, vasculitic rash, worsening pulmonary symptoms, cardiac
842 complications, and/or neuropathy presenting in their patients. A causal relationship between
843 fluticasone propionate and these underlying conditions has not been established (see ADVERSE
844 REACTIONS: Observed During Clinical Practice: *Eosinophilic Conditions*).

845 **Chronic Obstructive Pulmonary Disease:** ADVAIR DISKUS 250/50 twice daily is the
846 only dosage recommended for the treatment of airflow obstruction in patients with COPD
847 associated with chronic bronchitis. Higher doses, including ADVAIR DISKUS 500/50, are not
848 recommended, as no additional improvement in lung function (defined by predose and postdose
849 FEV₁) was observed in clinical trials and higher doses of corticosteroids increase the risk of
850 systemic effects.

851 The benefit of treatment of patients with COPD associated with chronic bronchitis with
852 ADVAIR DISKUS 250/50 for periods longer than 6 months has not been evaluated. Patients
853 who are treated with ADVAIR DISKUS 250/50 for COPD associated with chronic bronchitis
854 for periods longer than 6 months should be reevaluated periodically to assess the continuing
855 benefits and potential risks of treatment.

856 **Information for Patients:** Patients being treated with ADVAIR DISKUS should receive the
857 following information and instructions. This information is intended to aid them in the safe and
858 effective use of this medication. It is not a disclosure of all possible adverse or intended effects.

859 It is important that patients understand how to use the DISKUS inhalation device
860 appropriately and how it should be used in relation to other asthma or COPD medications they
861 are taking. Patients should be given the following information:

- 862 1. Patients should use ADVAIR DISKUS at regular intervals as directed. Results of clinical
863 trials indicate significant improvement may occur within the first 30 minutes of taking the
864 first dose; however, the full benefit may not be achieved until treatment has been
865 administered for 1 week or longer. The patient should not use more than the prescribed
866 dosage but should contact the physician if symptoms do not improve or if the condition
867 worsens.
- 868 2. Most patients are able to taste or feel a dose delivered from ADVAIR DISKUS. However,
869 whether or not patients are able to sense delivery of a dose, you should instruct them not to
870 exceed the recommended dose of 1 inhalation each morning and evening, approximately 12
871 hours apart. You should instruct them to contact you or the pharmacist if they have questions.
- 872 3. The bronchodilation from a single dose of ADVAIR DISKUS may last up to 12 hours or
873 longer. The recommended dosage (1 inhalation twice daily, morning and evening) should not
874 be exceeded. Patients who are receiving ADVAIR DISKUS twice daily should not use
875 salmeterol or other inhaled, long-acting beta₂-agonists (e.g., formoterol) for prevention of
876 EIB or maintenance treatment of asthma or the maintenance treatment of bronchospasm in
877 COPD.
- 878 4. ADVAIR DISKUS is not meant to relieve acute asthma symptoms and extra doses should
879 not be used for that purpose. Acute symptoms should be treated with an inhaled, short-acting

- 880 beta₂-agonist such as albuterol (the physician should provide the patient with such
881 medication and instruct the patient in how it should be used). ADVAIR DISKUS is not
882 meant to relieve acute asthma symptoms or exacerbations of COPD.
- 883 5. Patients should not stop therapy with ADVAIR DISKUS without physician/provider
884 guidance since symptoms may recur after discontinuation.
- 885 6. The physician should be notified immediately if any of the following situations occur, which
886 may be a sign of seriously worsening asthma:
- 887 • decreasing effectiveness of inhaled, short-acting beta₂-agonists;
 - 888 • need for more inhalations than usual of inhaled, short-acting beta₂-agonists;
 - 889 • significant decrease in lung function as outlined by the physician.
- 890 7. Patients should be cautioned regarding common adverse effects associated with
891 beta₂-agonists, such as palpitations, chest pain, rapid heart rate, tremor, or nervousness.
- 892 8. Patients who are at an increased risk for decreased BMD should be advised that the use of
893 corticosteroids may pose an additional risk and should be told to monitor and, where
894 appropriate, seek treatment for this condition.
- 895 9. Long-term use of inhaled corticosteroids, including fluticasone propionate, a component of
896 ADVAIR DISKUS, may increase the risk of some eye problems (cataracts or glaucoma).
897 Regular eye examinations should be considered.
- 898 10. When patients are prescribed ADVAIR DISKUS, other medications for asthma and COPD
899 should be used only as directed by their physicians.
- 900 11. ADVAIR DISKUS should not be used with a spacer device.
- 901 12. Patients who are pregnant or nursing should contact their physicians about the use of
902 ADVAIR DISKUS.
- 903 13. Effective and safe use of ADVAIR DISKUS includes an understanding of the way that it
904 should be used:
- 905 • Never exhale into the DISKUS.
 - 906 • Never attempt to take the DISKUS apart.
 - 907 • Always activate and use the DISKUS in a level, horizontal position.
 - 908 • After inhalation, rinse the mouth with water without swallowing.
 - 909 • Never wash the mouthpiece or any part of the DISKUS. KEEP IT DRY.
 - 910 • Always keep the DISKUS in a dry place.
 - 911 • Discard **1 month** after removal from the moisture-protective foil overwrap pouch or after
912 all blisters have been used (when the dose indicator reads “0”), whichever comes first.
- 913 14. Patients should be warned to avoid exposure to chickenpox or measles and, if they are
914 exposed, to consult their physicians without delay.
- 915 15. For the proper use of ADVAIR DISKUS and to attain maximum improvement, the patient
916 should read and carefully follow the Patient’s Instructions for Use accompanying the
917 product.
- 918 **Drug Interactions:** ADVAIR DISKUS has been used concomitantly with other drugs,
919 including short-acting beta₂-agonists, methylxanthines, and intranasal corticosteroids, commonly

920 used in patients with asthma or COPD, without adverse drug reactions. No formal drug
921 interaction studies have been performed with ADVAIR DISKUS.

922 **Short-Acting Beta₂-Agonists:** In clinical trials with patients with asthma, the mean daily
923 need for albuterol by 166 adult and adolescent patients 12 years of age and older using ADVAIR
924 DISKUS was approximately 1.3 inhalations/day, and ranged from 0 to 9 inhalations/day. Five
925 percent (5%) of patients using ADVAIR DISKUS in these trials averaged 6 or more inhalations
926 per day over the course of the 12-week trials. No increase in frequency of cardiovascular adverse
927 reactions was observed among patients who averaged 6 or more inhalations per day.

928 In a COPD clinical trial, the mean daily need for albuterol for patients using ADVAIR
929 DISKUS 250/50 was 4.1 inhalations/day. Twenty-six percent (26%) of patients using ADVAIR
930 DISKUS 250/50 averaged 6 or more inhalations per day over the course of the 24-week trial. No
931 increase in frequency of cardiovascular adverse reactions was observed among patients who
932 averaged 6 or more inhalations of albuterol per day.

933 **Methylxanthines:** The concurrent use of intravenously or orally administered
934 methylxanthines (e.g., aminophylline, theophylline) by adult and adolescent patients 12 years of
935 age and older receiving ADVAIR DISKUS has not been completely evaluated. In clinical trials
936 with patients with asthma, 39 patients receiving ADVAIR DISKUS 100/50, 250/50, or 500/50
937 twice daily concurrently with a theophylline product had adverse event rates similar to those in
938 304 patients receiving ADVAIR DISKUS without theophylline. Similar results were observed in
939 patients receiving salmeterol 50 mcg plus fluticasone propionate 500 mcg twice daily
940 concurrently with a theophylline product (N = 39) or without theophylline (N = 132).

941 In a COPD clinical trial, 17 patients receiving ADVAIR DISKUS 250/50 twice daily
942 concurrently with a theophylline product had adverse event rates similar to those in 161 patients
943 receiving ADVAIR DISKUS without theophylline. Based on the available data, the concomitant
944 administration of methylxanthines with ADVAIR DISKUS did not alter the observed adverse
945 event profile.

946 **Fluticasone Propionate Nasal Spray:** In adult and adolescent patients 12 years of age
947 and older taking ADVAIR DISKUS in clinical trials, no difference in the profile of adverse
948 events or HPA axis effects was noted between patients taking FLONASE[®] (fluticasone
949 propionate) Nasal Spray, 50 mcg concurrently (N = 46) and those who were not (N = 130).

950 **Monoamine Oxidase Inhibitors and Tricyclic Antidepressants:** ADVAIR DISKUS
951 should be administered with extreme caution to patients being treated with monoamine oxidase
952 inhibitors or tricyclic antidepressants, or within 2 weeks of discontinuation of such agents,
953 because the action of salmeterol, a component of ADVAIR DISKUS, on the vascular system
954 may be potentiated by these agents.

955 **Beta-Adrenergic Receptor Blocking Agents:** Beta-blockers not only block the
956 pulmonary effect of beta-agonists, such as salmeterol, a component of ADVAIR DISKUS, but
957 may produce severe bronchospasm in patients with asthma. Therefore, patients with asthma
958 should not normally be treated with beta-blockers. However, under certain circumstances, there
959 may be no acceptable alternatives to the use of beta-adrenergic blocking agents in patients with

960 asthma. In this setting, cardioselective beta-blockers could be considered, although they should
961 be administered with caution.

962 **Diuretics:** The ECG changes and/or hypokalemia that may result from the administration of
963 nonpotassium-sparing diuretics (such as loop or thiazide diuretics) can be acutely worsened by
964 beta-agonists, especially when the recommended dose of the beta-agonist is exceeded. Although
965 the clinical significance of these effects is not known, caution is advised in the coadministration
966 of beta-agonists with nonpotassium-sparing diuretics.

967 **Inhibitors of Cytochrome P450:** Fluticasone propionate is a substrate of cytochrome
968 P450 3A4. A drug interaction study with fluticasone propionate aqueous nasal spray in healthy
969 subjects has shown that ritonavir (a highly potent cytochrome P450 3A4 inhibitor) can
970 significantly increase plasma fluticasone propionate exposure, resulting in significantly reduced
971 serum cortisol concentrations (see CLINICAL PHARMACOLOGY: Pharmacokinetics:
972 *Fluticasone Propionate: Drug Interactions*). During postmarketing use, there have been reports
973 of clinically significant drug interactions in patients receiving fluticasone propionate and
974 ritonavir, resulting in systemic corticosteroid effects including Cushing syndrome and adrenal
975 suppression. Therefore, coadministration of fluticasone propionate and ritonavir is not
976 recommended unless the potential benefit to the patient outweighs the risk of systemic
977 corticosteroid side effects.

978 In a placebo-controlled, crossover study in 8 healthy adult volunteers, coadministration of a
979 single dose of orally inhaled fluticasone propionate (1,000 mcg) with multiple doses of
980 ketoconazole (200 mg) to steady state resulted in increased plasma fluticasone propionate
981 exposure, a reduction in plasma cortisol AUC, and no effect on urinary excretion of cortisol.
982 Caution should be exercised when ADVAIR DISKUS is coadministered with ketoconazole and
983 other known potent cytochrome P450 3A4 inhibitors.

984 **Carcinogenesis, Mutagenesis, Impairment of Fertility: Fluticasone Propionate:**
985 Fluticasone propionate demonstrated no tumorigenic potential in mice at oral doses up to
986 1,000 mcg/kg (approximately 4 and 10 times, respectively, the maximum recommended daily
987 inhalation dose in adults and children on a mcg/m² basis) for 78 weeks or in rats at inhalation
988 doses up to 57 mcg/kg (less than and approximately equivalent to, respectively, the maximum
989 recommended daily inhalation dose in adults and children on a mcg/m² basis) for 104 weeks.

990 Fluticasone propionate did not induce gene mutation in prokaryotic or eukaryotic cells in
991 vitro. No significant clastogenic effect was seen in cultured human peripheral lymphocytes in
992 vitro or in the mouse micronucleus test.

993 No evidence of impairment of fertility was observed in reproductive studies conducted in
994 male and female rats at subcutaneous doses up to 50 mcg/kg (less than the maximum
995 recommended daily inhalation dose in adults on a mcg/m² basis). Prostate weight was
996 significantly reduced at a subcutaneous dose of 50 mcg/kg.

997 **Salmeterol:** In an 18-month carcinogenicity study in CD-mice, salmeterol at oral doses of
998 1.4 mg/kg and above (approximately 20 times the maximum recommended daily inhalation dose
999 in adults and children based on comparison of the plasma area under the curves [AUCs]) caused

1000 a dose-related increase in the incidence of smooth muscle hyperplasia, cystic glandular
1001 hyperplasia, leiomyomas of the uterus, and cysts in the ovaries. The incidence of
1002 leiomyosarcomas was not statistically significant. No tumors were seen at 0.2 mg/kg
1003 (approximately 3 times the maximum recommended daily inhalation doses in adults and children
1004 based on comparison of the AUCs).

1005 In a 24-month oral and inhalation carcinogenicity study in Sprague Dawley rats, salmeterol
1006 caused a dose-related increase in the incidence of mesovarian leiomyomas and ovarian cysts at
1007 doses of 0.68 mg/kg and above (approximately 55 and 25 times, respectively, the maximum
1008 recommended daily inhalation dose in adults and children on a mg/m² basis). No tumors were
1009 seen at 0.21 mg/kg (approximately 15 and 8 times, respectively, the maximum recommended
1010 daily inhalation dose in adults and children on a mg/m² basis). These findings in rodents are
1011 similar to those reported previously for other beta-adrenergic agonist drugs. The relevance of
1012 these findings to human use is unknown.

1013 Salmeterol produced no detectable or reproducible increases in microbial and mammalian
1014 gene mutation in vitro. No clastogenic activity occurred in vitro in human lymphocytes or in vivo
1015 in a rat micronucleus test. No effects on fertility were identified in male and female rats treated
1016 with salmeterol at oral doses up to 2 mg/kg (approximately 160 times the maximum
1017 recommended daily inhalation dose in adults on a mg/m² basis).

1018 **Pregnancy: Teratogenic Effects: ADVAIR DISKUS:** Pregnancy Category C. From the
1019 reproduction toxicity studies in mice and rats, no evidence of enhanced toxicity was seen using
1020 combinations of fluticasone propionate and salmeterol compared to toxicity data from the
1021 components administered separately. In mice combining 150 mcg/kg subcutaneously of
1022 fluticasone propionate (less than the maximum recommended daily inhalation dose in adults on a
1023 mcg/m² basis) with 10 mg/kg orally of salmeterol (approximately 410 times the maximum
1024 recommended daily inhalation dose in adults on a mg/m² basis) was teratogenic. Cleft palate,
1025 fetal death, increased implantation loss and delayed ossification were seen. These observations
1026 are characteristic of glucocorticoids. No developmental toxicity was observed at combination
1027 doses up to 40 mcg/kg subcutaneously of fluticasone propionate (less than the maximum
1028 recommended daily inhalation dose in adults on a mcg/m² basis) and up to 1.4 mg/kg orally of
1029 salmeterol (approximately 55 times the maximum recommended daily inhalation dose in adults
1030 on a mg/m² basis). In rats, no teratogenicity was observed at combination doses up to 30 mcg/kg
1031 subcutaneously of fluticasone propionate (less than the maximum recommended daily inhalation
1032 dose in adults on a mcg/m² basis) and up to 1 mg/kg of salmeterol (approximately 80 times the
1033 maximum recommended daily inhalation dose in adults on a mg/m² basis). Combining
1034 100 mcg/kg subcutaneously of fluticasone propionate (equivalent to the maximum recommended
1035 daily inhalation dose in adults on a mcg/m² basis) with 10 mg/kg orally of salmeterol
1036 (approximately 810 times the maximum recommended daily inhalation dose in adults on a
1037 mg/m² basis) produced maternal toxicity, decreased placental weight, decreased fetal weight,
1038 umbilical hernia, delayed ossification, and changes in the occipital bone. There are no adequate
1039 and well-controlled studies with ADVAIR DISKUS in pregnant women. ADVAIR DISKUS

1040 should be used during pregnancy only if the potential benefit justifies the potential risk to the
1041 fetus.

1042 **Fluticasone Propionate:** Pregnancy Category C. Subcutaneous studies in the mouse
1043 and rat at 45 and 100 mcg/kg (less than or equivalent to the maximum recommended daily
1044 inhalation dose in adults on a mcg/m² basis), respectively, revealed fetal toxicity characteristic of
1045 potent corticosteroid compounds, including embryonic growth retardation, omphalocele, cleft
1046 palate, and retarded cranial ossification.

1047 In the rabbit, fetal weight reduction and cleft palate were observed at a subcutaneous dose of
1048 4 mcg/kg (less than the maximum recommended daily inhalation dose in adults on a mcg/m²
1049 basis). However, no teratogenic effects were reported at oral doses up to 300 mcg/kg
1050 (approximately 5 times the maximum recommended daily inhalation dose in adults on a mcg/m²
1051 basis) of fluticasone propionate. No fluticasone propionate was detected in the plasma in this
1052 study, consistent with the established low bioavailability following oral administration (see
1053 CLINICAL PHARMACOLOGY).

1054 Fluticasone propionate crossed the placenta following administration of a subcutaneous dose
1055 of 100 mcg/kg to mice (less than the maximum recommended daily inhalation dose in adults on a
1056 mcg/m² basis), administration of a subcutaneous or an oral dose of 100 mcg/kg to rats
1057 (approximately equivalent to the maximum recommended daily inhalation dose in adults on a
1058 mcg/m² basis), and administration of an oral dose of 300 mcg/kg to rabbits (approximately 5
1059 times the maximum recommended daily inhalation dose in adults on a mcg/m² basis).

1060 There are no adequate and well-controlled studies in pregnant women. Fluticasone propionate
1061 should be used during pregnancy only if the potential benefit justifies the potential risk to the
1062 fetus.

1063 Experience with oral corticosteroids since their introduction in pharmacologic, as opposed to
1064 physiologic, doses suggests that rodents are more prone to teratogenic effects from
1065 corticosteroids than humans. In addition, because there is a natural increase in corticosteroid
1066 production during pregnancy, most women will require a lower exogenous corticosteroid dose
1067 and many will not need corticosteroid treatment during pregnancy.

1068 **Salmeterol:** Pregnancy Category C. No teratogenic effects occurred in rats at oral doses
1069 up to 2 mg/kg (approximately 160 times the maximum recommended daily inhalation dose in
1070 adults on a mg/m² basis). In pregnant Dutch rabbits administered oral doses of 1 mg/kg and
1071 above (approximately 50 times the maximum recommended daily inhalation dose in adults based
1072 on comparison of the AUCs), salmeterol exhibited fetal toxic effects characteristically resulting
1073 from beta-adrenoceptor stimulation. These included precocious eyelid openings, cleft palate,
1074 sternebral fusion, limb and paw flexures, and delayed ossification of the frontal cranial bones.
1075 No significant effects occurred at an oral dose of 0.6 mg/kg (approximately 20 times the
1076 maximum recommended daily inhalation dose in adults based on comparison of the AUCs).

1077 New Zealand White rabbits were less sensitive since only delayed ossification of the frontal
1078 bones was seen at an oral dose of 10 mg/kg (approximately 1,600 times the maximum
1079 recommended daily inhalation dose in adults on a mg/m² basis). Extensive use of other

1080 beta-agonists has provided no evidence that these class effects in animals are relevant to their use
1081 in humans. There are no adequate and well-controlled studies with salmeterol in pregnant
1082 women. Salmeterol should be used during pregnancy only if the potential benefit justifies the
1083 potential risk to the fetus.

1084 Salmeterol xinafoate crossed the placenta following oral administration of 10 mg/kg to mice
1085 and rats (approximately 410 and 810 times, respectively, the maximum recommended daily
1086 inhalation dose in adults on a mg/m² basis).

1087 **Use in Labor and Delivery:** There are no well-controlled human studies that have
1088 investigated effects of ADVAIR DISKUS on preterm labor or labor at term. Because of the
1089 potential for beta-agonist interference with uterine contractility, use of ADVAIR DISKUS during
1090 labor should be restricted to those patients in whom the benefits clearly outweigh the risks.

1091 **Nursing Mothers:** Plasma levels of salmeterol, a component of ADVAIR DISKUS, after
1092 inhaled therapeutic doses are very low. In rats, salmeterol xinafoate is excreted in the milk. There
1093 are no data from controlled trials on the use of salmeterol by nursing mothers. It is not known
1094 whether fluticasone propionate, a component of ADVAIR DISKUS, is excreted in human breast
1095 milk. However, other corticosteroids have been detected in human milk. Subcutaneous
1096 administration to lactating rats of 10 mcg/kg tritiated fluticasone propionate (less than the
1097 maximum recommended daily inhalation dose in adults on a mcg/m² basis) resulted in
1098 measurable radioactivity in milk.

1099 Since there are no data from controlled trials on the use of ADVAIR DISKUS by nursing
1100 mothers, a decision should be made whether to discontinue nursing or to discontinue ADVAIR
1101 DISKUS, taking into account the importance of ADVAIR DISKUS to the mother.

1102 Caution should be exercised when ADVAIR DISKUS is administered to a nursing woman.

1103 **Pediatric Use:** Use of ADVAIR DISKUS 100/50 in patients 4 to 11 years of age is supported
1104 by extrapolation of efficacy data from older patients and by safety and efficacy data from a study
1105 of ADVAIR DISKUS 100/50 in children with asthma aged 4 to 11 years (see CLINICAL
1106 TRIALS: Asthma: *Pediatric Patients* and ADVERSE REACTIONS: Asthma: *Pediatric*
1107 *Patients*). The safety and effectiveness of ADVAIR DISKUS in children with asthma under
1108 4 years of age have not been established.

1109 Controlled clinical studies have shown that orally inhaled corticosteroids may cause a
1110 reduction in growth velocity in pediatric patients. This effect has been observed in the absence of
1111 laboratory evidence of HPA axis suppression, suggesting that growth velocity is a more sensitive
1112 indicator of systemic corticosteroid exposure in pediatric patients than some commonly used
1113 tests of HPA axis function. The long-term effects of this reduction in growth velocity associated
1114 with orally inhaled corticosteroids, including the impact on final adult height, are unknown. The
1115 potential for “catch-up” growth following discontinuation of treatment with orally inhaled
1116 corticosteroids has not been adequately studied.

1117 Inhaled corticosteroids, including fluticasone propionate, a component of ADVAIR DISKUS,
1118 may cause a reduction in growth velocity in children and adolescents (see PRECAUTIONS:
1119 General: *Metabolic and Other Effects*). The growth of pediatric patients receiving orally inhaled

1120 corticosteroids, including ADVAIR DISKUS, should be monitored. If a child or adolescent on
1121 any corticosteroid appears to have growth suppression, the possibility that he/she is particularly
1122 sensitive to this effect of corticosteroids should be considered. The potential growth effects of
1123 prolonged treatment should be weighed against the clinical benefits obtained. To minimize the
1124 systemic effects of orally inhaled corticosteroids, including ADVAIR DISKUS, each patient
1125 should be titrated to the lowest strength that effectively controls his/her asthma (see DOSAGE
1126 AND ADMINISTRATION: Asthma).

1127 **Geriatric Use:** Of the total number of patients in clinical studies of ADVAIR DISKUS for
1128 asthma, 44 were 65 years of age or older and 3 were 75 years of age or older. Of the total
1129 number of patients in a clinical study of ADVAIR DISKUS 250/50 for COPD, 85 were 65 years
1130 of age or older and 31 were 75 years of age or older. For both diseases, no overall differences in
1131 safety were observed between these patients and younger patients, and other reported clinical
1132 experience, including studies of the individual components, has not identified differences in
1133 responses between the elderly and younger patients, but greater sensitivity of some older
1134 individuals cannot be ruled out. As with other products containing beta₂-agonists, special caution
1135 should be observed when using ADVAIR DISKUS in geriatric patients who have concomitant
1136 cardiovascular disease that could be adversely affected by beta₂-agonists. Based on available
1137 data for ADVAIR DISKUS or its active components, no adjustment of dosage of ADVAIR
1138 DISKUS in geriatric patients is warranted.

1139 **ADVERSE REACTIONS**

1140 **Asthma: *Adult and Adolescent Patients 12 Years of Age and Older:*** The incidence of
1141 common adverse events in Table 3 is based upon 2 placebo-controlled, 12-week, US clinical
1142 studies (Studies 1 and 2). A total of 705 adolescent and adult patients (349 females and 356
1143 males) previously treated with salmeterol or inhaled corticosteroids were treated twice daily with
1144 ADVAIR DISKUS (100/50- or 250/50-mcg doses), fluticasone propionate inhalation powder
1145 (100- or 250-mcg doses), salmeterol inhalation powder 50 mcg, or placebo.

1146

1147 **Table 3. Overall Adverse Events With $\geq 3\%$ Incidence in US Controlled Clinical Trials**
 1148 **With ADVAIR DISKUS in Patients With Asthma**

Adverse Event	ADVAIR DISKUS 100/50 (N = 92) %	ADVAIR DISKUS 250/50 (N = 84) %	Fluticasone Propionate 100 mcg (N = 90) %	Fluticasone Propionate 250 mcg (N = 84) %	Salmeterol 50 mcg (N = 180) %	Placebo (N = 175) %
Ear, nose, & throat						
Upper respiratory tract infection	27	21	29	25	19	14
Pharyngitis	13	10	7	12	8	6
Upper respiratory inflammation	7	6	7	8	8	5
Sinusitis	4	5	6	1	3	4
Hoarseness/dysphonia	5	2	2	4	<1	<1
Oral candidiasis	1	4	2	2	0	0
Lower respiratory						
Viral respiratory infections	4	4	4	10	6	3
Bronchitis	2	8	1	2	2	2
Cough	3	6	0	0	3	2
Neurology						
Headaches	12	13	14	8	10	7
Gastrointestinal						
Nausea & vomiting	4	6	3	4	1	1
Gastrointestinal discomfort & pain	4	1	0	2	1	1
Diarrhea	4	2	2	2	1	1
Viral gastrointestinal Infections	3	0	3	1	2	2
Non-site specific						
Candidiasis unspecified site	3	0	1	4	0	1
Musculoskeletal						
Musculoskeletal pain	4	2	1	5	3	3
Average duration of exposure (days)	77.3	78.7	72.4	70.1	60.1	42.3

1149
 1150 Table 3 includes all events (whether considered drug-related or nondrug-related by the
 1151 investigator) that occurred at a rate of 3% or greater in either of the groups receiving ADVAIR
 1152 DISKUS and were more common than in the placebo group. In considering these data,
 1153 differences in average duration of exposure should be taken into account. Rare cases of

1154 immediate and delayed hypersensitivity reactions, including rash and other rare events of
1155 angioedema and bronchospasm, have been reported.

1156 These adverse reactions were mostly mild to moderate in severity.

1157 Other adverse events that occurred in the groups receiving ADVAIR DISKUS in these studies
1158 with an incidence of 1% to 3% and that occurred at a greater incidence than with placebo were:

1159 **Blood and Lymphatic:** Lymphatic signs and symptoms.

1160 **Cardiovascular:** Palpitations.

1161 **Drug Interaction, Overdose, and Trauma:** Muscle injuries, fractures, wounds and
1162 lacerations, contusions and hematomas, burns.

1163 **Ear, Nose, and Throat:** Rhinorrhea/postnasal drip; ear, nose and throat infections; ear
1164 signs and symptoms; nasal signs and symptoms; nasal sinus disorders; rhinitis; sneezing; nasal
1165 irritation; blood in nasal mucosa.

1166 **Eye:** Keratitis and conjunctivitis, viral eye infections, eye redness.

1167 **Gastrointestinal:** Dental discomfort and pain, gastrointestinal signs and symptoms,
1168 gastrointestinal infections, gastroenteritis, gastrointestinal disorders, oral ulcerations, oral
1169 erythema and rashes, constipation, appendicitis, oral discomfort and pain.

1170 **Hepatobiliary Tract and Pancreas:** Abnormal liver function tests.

1171 **Lower Respiratory:** Lower respiratory signs and symptoms, pneumonia, lower respiratory
1172 infections.

1173 **Musculoskeletal:** Arthralgia and articular rheumatism; muscle stiffness, tightness, and
1174 rigidity; bone and cartilage disorders.

1175 **Neurology:** Sleep disorders, tremors, hypnagogic effects, compressed nerve syndromes.

1176 **Non-Site Specific:** Allergies and allergic reactions, congestion, viral infections, pain, chest
1177 symptoms, fluid retention, bacterial infections, wheeze and hives, unusual taste.

1178 **Skin:** Viral skin infections, urticaria, skin flakiness and acquired ichthyosis, disorders of
1179 sweat and sebum, sweating.

1180 The incidence of common adverse events reported in Study 3, a 28-week, non-US clinical
1181 study of 503 patients previously treated with inhaled corticosteroids who were treated twice daily
1182 with ADVAIR DISKUS 500/50, fluticasone propionate inhalation powder 500 mcg and
1183 salmeterol inhalation powder 50 mcg used concurrently, or fluticasone propionate inhalation
1184 powder 500 mcg was similar to the incidences reported in Table 3.

1185 **Pediatric Patients: Pediatric Study:** ADVAIR DISKUS 100/50 was well tolerated in
1186 clinical trials conducted in children with asthma aged 4 to 11 years. The incidence of common
1187 adverse events in Table 4 is based upon a 12-week US study in 203 patients with asthma aged 4
1188 to 11 years (74 females and 129 males) who were receiving inhaled corticosteroids at study entry
1189 and were randomized to either ADVAIR DISKUS 100/50 or fluticasone propionate inhalation
1190 powder 100 mcg twice daily.

1191

1192 **Table 4. Overall Adverse Events With $\geq 3\%$ Incidence With ADVAIR DISKUS 100/50**
 1193 **in Patients 4 to 11 Years of Age With Asthma**

Adverse Event	ADVAIR DISKUS 100/50 (N = 101) %	Fluticasone Propionate 100 mcg (N = 102) %
Ear, nose, & throat		
Upper respiratory tract infection	10	17
Throat irritation	8	7
Ear, nose, & throat infections	4	<1
Epistaxis	4	<1
Pharyngitis/throat infection	3	2
Ear signs & symptoms	3	<1
Sinusitis	3	0
Neurology		
Headache	20	20
Gastrointestinal		
Gastrointestinal discomfort & pain	7	5
Nausea & vomiting	5	3
Candidiasis mouth/throat	4	<1
Non-site specific		
Fever	5	13
Chest symptoms	3	<1
Average duration of exposure (days)	74.8	78.8

1194
 1195 Table 4 includes all events (whether considered drug-related or nondrug-related by the
 1196 investigator) that occurred at a rate of 3% or greater in the group receiving ADVAIR DISKUS
 1197 100/50.

1198 **Chronic Obstructive Pulmonary Disease Associated With Chronic Bronchitis:** The
 1199 incidence of common adverse events in Table 5 is based upon 1 placebo-controlled, 24-week, US
 1200 clinical trial in patients with COPD associated with chronic bronchitis. A total of 723 adult
 1201 patients (266 females and 457 males) were treated twice daily with ADVAIR DISKUS 250/50,
 1202 fluticasone propionate inhalation powder 250 mcg, salmeterol inhalation powder 50 mcg, or
 1203 placebo.
 1204

1205 **Table 5. Overall Adverse Events With ≥3% Incidence With ADVAIR DISKUS 250/50**
 1206 **in Patients With Chronic Obstructive Pulmonary Disease Associated With Chronic**
 1207 **Bronchitis**

Adverse Event	ADVAIR DISKUS 250/50 (N = 178) %	Fluticasone Propionate 250 mcg (N = 183) %	Salmeterol 50 mcg (N = 177) %	Placebo (N = 185) %
Ear, nose, & throat				
Candidiasis mouth/throat	10	6	3	1
Throat irritation	8	5	4	7
Hoarseness/dysphonia	5	3	<1	0
Sinusitis	3	8	5	3
Lower respiratory				
Viral respiratory infections	6	4	3	3
Neurology				
Headaches	16	11	10	12
Dizziness	4	<1	3	2
Non-site specific				
Fever	4	3	0	3
Malaise & fatigue	3	2	2	3
Musculoskeletal				
Musculoskeletal pain	9	8	12	9
Muscle cramps & spasms	3	3	1	1
Average duration of exposure (days)	141.3	138.5	136.1	131.6

1208
 1209 Table 5 includes all events (whether considered drug-related or nondrug-related by the
 1210 investigator) that occurred at a rate of 3% or greater in the group receiving ADVAIR DISKUS
 1211 250/50 and were more common than in the placebo group.

1212 These adverse reactions were mostly mild to moderate in severity.

1213 Other adverse events that occurred in the groups receiving ADVAIR DISKUS 250/50 with an
 1214 incidence of 1% to 3% and that occurred at a greater incidence than with placebo were:

1215 **Cardiovascular:** Syncope.

1216 **Drug Interaction, Overdose, and Trauma:** Postoperative complications.

1217 **Ear, Nose, and Throat:** Ear, nose, and throat infections; ear signs and symptoms;
 1218 laryngitis; nasal congestion/blockage; nasal sinus disorders; pharyngitis/throat infection.

1219 **Endocrine and Metabolic:** Hypothyroidism.

1220 **Eye:** Dry eyes, eye infections.

1221 **Gastrointestinal:** Constipation, gastrointestinal signs and symptoms, oral lesions.

1222 **Hepatobiliary Tract and Pancreas:** Abnormal liver function tests.

1223 **Lower Respiratory:** Breathing disorders, lower respiratory signs and symptoms.
1224 **Non-Site Specific:** Bacterial infections, candidiasis unspecified site, edema and swelling,
1225 nonspecific conditions, viral infections.
1226 **Psychiatry:** Situational disorders.
1227 **Observed During Clinical Practice:** In addition to adverse events reported from clinical
1228 trials, the following events have been identified during worldwide use of any formulation of
1229 ADVAIR, fluticasone propionate, and/or salmeterol regardless of indication. Because they are
1230 reported voluntarily from a population of unknown size, estimates of frequency cannot be made.
1231 These events have been chosen for inclusion due to either their seriousness, frequency of
1232 reporting, or causal connection to ADVAIR DISKUS, fluticasone propionate, and/or salmeterol
1233 or a combination of these factors.
1234 In extensive US and worldwide postmarketing experience with salmeterol, a component of
1235 ADVAIR DISKUS, serious exacerbations of asthma, including some that have been fatal, have
1236 been reported. In most cases, these have occurred in patients with severe asthma and/or in some
1237 patients in whom asthma has been acutely deteriorating (see WARNINGS no. 2), but they have
1238 also occurred in a few patients with less severe asthma. It was not possible from these reports to
1239 determine whether salmeterol contributed to these events or simply failed to relieve the
1240 deteriorating asthma.
1241 **Cardiovascular:** Arrhythmias (including atrial fibrillation, extrasystoles, supraventricular
1242 tachycardia), ventricular tachycardia.
1243 **Ear, Nose, and Throat:** Aphonia, earache, facial and oropharyngeal edema, paranasal sinus
1244 pain, throat soreness.
1245 **Endocrine and Metabolic:** Cushing syndrome, Cushingoid features, growth velocity
1246 reduction in children/adolescents, hypercorticism, hyperglycemia, weight gain, osteoporosis.
1247 **Eye:** Cataracts, glaucoma.
1248 **Gastrointestinal:** Abdominal pain, dyspepsia, xerostomia.
1249 **Musculoskeletal:** Back pain, cramps, muscle spasm, myositis.
1250 **Neurology:** Paresthesia, restlessness.
1251 **Non-Site Specific:** Immediate and delayed hypersensitivity reaction (including very rare
1252 anaphylactic reaction), pallor. Very rare anaphylactic reaction in patients with severe milk
1253 protein allergy.
1254 **Psychiatry:** Agitation, aggression, depression.
1255 **Respiratory:** Chest congestion; chest tightness; dyspnea; immediate bronchospasm;
1256 influenza; paradoxical bronchospasm; tracheitis; wheezing; reports of upper respiratory
1257 symptoms of laryngeal spasm, irritation, or swelling such as stridor or choking.
1258 **Skin:** Contact dermatitis, contusions, ecchymoses, photodermatitis.
1259 **Urogenital:** Dysmenorrhea, irregular menstrual cycle, pelvic inflammatory disease, vaginal
1260 candidiasis, vaginitis, vulvovaginitis.
1261 **Eosinophilic Conditions:** In rare cases, patients on inhaled fluticasone propionate, a
1262 component of ADVAIR DISKUS, may present with systemic eosinophilic conditions, with some

1263 patients presenting with clinical features of vasculitis consistent with Churg-Strauss syndrome, a
1264 condition that is often treated with systemic corticosteroid therapy. These events usually, but not
1265 always, have been associated with the reduction and/or withdrawal of oral corticosteroid therapy
1266 following the introduction of fluticasone propionate. Cases of serious eosinophilic conditions
1267 have also been reported with other inhaled corticosteroids in this clinical setting. While
1268 ADVAIR DISKUS should not be used for transferring patients from systemic corticosteroid
1269 therapy, physicians should be alert to eosinophilia, vasculitic rash, worsening pulmonary
1270 symptoms, cardiac complications, and/or neuropathy presenting in their patients. A causal
1271 relationship between fluticasone propionate and these underlying conditions has not been
1272 established (see PRECAUTIONS: General: *Eosinophilic Conditions*).

1273 **OVERDOSAGE**

1274 **ADVAIR DISKUS:** No deaths occurred in rats given an inhaled single-dose combination of
1275 salmeterol 3.6 mg/kg (approximately 290 and 140 times, respectively, the maximum
1276 recommended daily inhalation dose in adults and children on a mg/m² basis) and 1.9 mg/kg of
1277 fluticasone propionate (approximately 15 and 35 times, respectively, the maximum
1278 recommended daily inhalation dose in adults and children on a mg/m² basis).

1279 **Fluticasone Propionate:** Chronic overdosage with fluticasone propionate may result in
1280 signs/symptoms of hypercorticism (see PRECAUTIONS: General: *Metabolic and Other*
1281 *Effects*). Inhalation by healthy volunteers of a single dose of 4,000 mcg of fluticasone propionate
1282 inhalation powder or single doses of 1,760 or 3,520 mcg of fluticasone propionate inhalation
1283 aerosol was well tolerated. Fluticasone propionate given by inhalation aerosol at doses of
1284 1,320 mcg twice daily for 7 to 15 days to healthy human volunteers was also well tolerated.
1285 Repeat oral doses up to 80 mg daily for 10 days in healthy volunteers and repeat oral doses up to
1286 20 mg daily for 42 days in patients were well tolerated. Adverse reactions were of mild or
1287 moderate severity, and incidences were similar in active and placebo treatment groups. In mice,
1288 the oral median lethal dose was >1,000 mg/kg (>4,100 and >9,600 times, respectively, the
1289 maximum recommended daily inhalation dose in adults and children on a mg/m² basis). In rats
1290 the subcutaneous median lethal dose was >1,000 mg/kg (>8,100 and >19,200 times,
1291 respectively, the maximum recommended daily inhalation dose in adults and children on a
1292 mg/m² basis).

1293 **Salmeterol:** The expected signs and symptoms with overdosage of salmeterol are those of
1294 excessive beta-adrenergic stimulation and/or occurrence or exaggeration of any of the signs and
1295 symptoms listed under ADVERSE REACTIONS, e.g., seizures, angina, hypertension or
1296 hypotension, tachycardia with rates up to 200 beats/min, arrhythmias, nervousness, headache,
1297 tremor, muscle cramps, dry mouth, palpitation, nausea, dizziness, fatigue, malaise, and
1298 insomnia. Overdosage with salmeterol may be expected to result in exaggeration of the
1299 pharmacologic adverse effects associated with beta-adrenoceptor agonists, including tachycardia
1300 and/or arrhythmia, tremor, headache, and muscle cramps. Overdosage with salmeterol can lead

1301 to clinically significant prolongation of the QTc interval, which can produce ventricular
1302 arrhythmias. Other signs of overdosage may include hypokalemia and hyperglycemia.
1303 As with all sympathomimetic medications, cardiac arrest and even death may be associated
1304 with abuse of salmeterol.

1305 Treatment consists of discontinuation of salmeterol together with appropriate symptomatic
1306 therapy. The judicious use of a cardioselective beta-receptor blocker may be considered, bearing
1307 in mind that such medication can produce bronchospasm. There is insufficient evidence to
1308 determine if dialysis is beneficial for overdosage of salmeterol. Cardiac monitoring is
1309 recommended in cases of overdosage.

1310 No deaths were seen in rats given salmeterol at an inhalation dose of 2.9 mg/kg
1311 (approximately 240 times and 110 times, respectively, the maximum recommended daily
1312 inhalation dose in adults and children on a mg/m² basis) and in dogs at an inhalation dose of
1313 0.7 mg/kg (approximately 190 and 90 times, respectively, the maximum recommended daily
1314 inhalation dose in adults and children on a mg/m² basis). By the oral route, no deaths occurred in
1315 mice at 150 mg/kg (approximately 6,100 and 2,900 times, respectively, the maximum
1316 recommended daily inhalation dose in adults and children on a mg/m² basis) and in rats at
1317 1,000 mg/kg (approximately 81,000 and 38,000 times, respectively, the maximum recommended
1318 daily inhalation dose in adults and children on a mg/m² basis).

1319 **DOSAGE AND ADMINISTRATION**

1320 ADVAIR DISKUS should be administered by the orally inhaled route only (see Patient's
1321 Instructions For Use). After inhalation, the patient should rinse the mouth with water without
1322 swallowing. ADVAIR DISKUS should not be used for transferring patients from systemic
1323 corticosteroid therapy.

1324 **Asthma:** ADVAIR DISKUS is available in 3 strengths, ADVAIR DISKUS 100/50, ADVAIR
1325 DISKUS 250/50, and ADVAIR DISKUS 500/50, containing 100, 250, and 500 mcg of
1326 fluticasone propionate, respectively, and 50 mcg of salmeterol per inhalation.

1327 ADVAIR DISKUS should be administered twice daily every day. More frequent
1328 administration (more than twice daily) or a higher number of inhalations (more than 1 inhalation
1329 twice daily) of the prescribed strength of ADVAIR DISKUS is not recommended as some
1330 patients are more likely to experience adverse effects with higher doses of salmeterol. The safety
1331 and efficacy of ADVAIR DISKUS when administered in excess of recommended doses have not
1332 been established.

1333 If symptoms arise in the period between doses, an inhaled, short-acting beta₂-agonist should
1334 be taken for immediate relief.

1335 Patients who are receiving ADVAIR DISKUS twice daily should not use additional
1336 salmeterol or other inhaled, long-acting beta₂-agonists (e.g., formoterol) for prevention of EIB,
1337 or for any other reason.

1338 **Adult and Adolescent Patients 12 Years of Age and Older:** For patients 12 years of
 1339 age and older, the dosage is 1 inhalation twice daily (morning and evening, approximately
 1340 12 hours apart).

1341 The recommended starting dosages for ADVAIR DISKUS for patients 12 years of age and
 1342 older are based upon patients' current asthma therapy.

- 1343 • For patients who are not currently on an inhaled corticosteroid, whose disease severity
 1344 warrants treatment with 2 maintenance therapies, including patients on non-corticosteroid
 1345 maintenance therapy, the recommended starting dosage is ADVAIR DISKUS 100/50 twice
 1346 daily.
- 1347 • For patients on an inhaled corticosteroid, Table 6 provides the recommended starting dosage.
 1348 The maximum recommended dosage is ADVAIR DISKUS 500/50 twice daily.

1349 **For all patients it is desirable to titrate to the lowest effective strength after adequate**
 1350 **asthma stability is achieved.**

1351

1352 **Table 6. Recommended Dosages of ADVAIR DISKUS for Patients With Asthma Aged 12**
 1353 **Years and Older Taking Inhaled Corticosteroids**

Current Daily Dose of Inhaled Corticosteroid		Recommended Strength and Dosing Schedule of ADVAIR DISKUS
Beclomethasone dipropionate	≤420 mcg	100/50 twice daily
	462-840 mcg	250/50 twice daily
Budesonide	≤400 mcg	100/50 twice daily
	800-1,200 mcg	250/50 twice daily
	1,600 mcg*	500/50 twice daily
Flunisolide	≤1,000 mcg	100/50 twice daily
	1,250-2,000 mcg	250/50 twice daily
Fluticasone propionate inhalation aerosol	≤176 mcg	100/50 twice daily
	440 mcg	250/50 twice daily
	660-880 mcg*	500/50 twice daily
Fluticasone propionate inhalation powder	≤200 mcg	100/50 twice daily
	500 mcg	250/50 twice daily
	1,000 mcg*	500/50 twice daily
Triamcinolone acetonide	≤1,000 mcg	100/50 twice daily
	1,100-1,600 mcg	250/50 twice daily

* ADVAIR DISKUS should not be used for transferring patients from systemic corticosteroid therapy.

1354

1355 Improvement in asthma control following inhaled administration of ADVAIR DISKUS can
 1356 occur within 30 minutes of beginning treatment, although maximum benefit may not be

1357 achieved for 1 week or longer after starting treatment. Individual patients will experience a
1358 variable time to onset and degree of symptom relief.

1359 For patients who do not respond adequately to the starting dosage after 2 weeks of therapy,
1360 replacing the current strength of ADVAIR DISKUS with a higher strength may provide
1361 additional improvement in asthma control.

1362 If a previously effective dosage regimen of ADVAIR DISKUS fails to provide adequate
1363 improvement in asthma control, the therapeutic regimen should be reevaluated and additional
1364 therapeutic options, e.g., replacing the current strength of ADVAIR DISKUS with a higher
1365 strength, adding additional inhaled corticosteroid, or initiating oral corticosteroids, should be
1366 considered.

1367 **Pediatric Patients:** For patients aged 4 to 11 years who are symptomatic on an inhaled
1368 corticosteroid the dosage is 1 inhalation of ADVAIR DISKUS 100/50 twice daily (morning and
1369 evening, approximately 12 hours apart).

1370 **Chronic Obstructive Pulmonary Disease Associated With Chronic Bronchitis:** The
1371 dosage for adults is 1 inhalation (250/50 mcg) twice daily (morning and evening, approximately
1372 12 hours apart).

1373 ADVAIR DISKUS 250/50 mcg twice daily is the only approved dosage for the treatment of
1374 COPD associated with chronic bronchitis. Higher doses, including ADVAIR DISKUS 500/50,
1375 are not recommended, as no additional improvement in lung function was observed in clinical
1376 trials and higher doses of corticosteroids increase the risk of systemic effects.

1377 If shortness of breath occurs in the period between doses, an inhaled, short-acting
1378 beta₂-agonist should be taken for immediate relief.

1379 Patients who are receiving ADVAIR DISKUS twice daily should not use additional
1380 salmeterol or other inhaled, long-acting beta₂-agonists (e.g., formoterol) for the maintenance
1381 treatment of COPD or for any other reason.

1382 **Geriatric Use:** In studies where geriatric patients (65 years of age or older, see
1383 PRECAUTIONS: Geriatric Use) have been treated with ADVAIR DISKUS, efficacy and safety
1384 did not differ from that in younger patients. Based on available data for ADVAIR DISKUS and
1385 its active components, no dosage adjustment is recommended.

1386 **Directions for Use:** Illustrated Patient's Instructions for Use accompany each package of
1387 ADVAIR DISKUS.

1388 **HOW SUPPLIED**

1389 ADVAIR DISKUS 100/50 is supplied as a disposable, purple device containing 60 blisters.
1390 The DISKUS inhalation device is packaged within a purple, plastic-coated, moisture-protective
1391 foil pouch (NDC 0173-0695-00). ADVAIR DISKUS 100/50 is also supplied in an institutional
1392 pack of 1 purple, disposable DISKUS inhalation device containing 28 blisters. The DISKUS
1393 inhalation device is packaged within a purple, plastic-coated, moisture-protective foil pouch
1394 (NDC 0173-0695-02).

1395 ADVAIR DISKUS 250/50 is supplied as a disposable, purple device containing 60 blisters.
1396 The DISKUS inhalation device is packaged within a purple, plastic-coated, moisture-protective
1397 foil pouch (NDC 0173-0696-00). ADVAIR DISKUS 250/50 is also supplied in an institutional
1398 pack of 1 purple, disposable DISKUS inhalation device containing 28 blisters. The DISKUS
1399 inhalation device is packaged within a purple, plastic-coated, moisture-protective foil pouch
1400 (NDC 0173-0696-02).

1401 ADVAIR DISKUS 500/50 is supplied as a disposable, purple device containing 60 blisters.
1402 The DISKUS inhalation device is packaged within a purple, plastic-coated, moisture-protective
1403 foil pouch (NDC 0173-0697-00). ADVAIR DISKUS 500/50 is also supplied in an institutional
1404 pack of 1 purple, disposable DISKUS inhalation device containing 28 blisters. The DISKUS
1405 inhalation device is packaged within a purple, plastic-coated, moisture-protective foil pouch
1406 (NDC 0173-0697-02).

1407 **Store at controlled room temperature (see USP), 20° to 25°C (68° to 77°F), in a dry place**
1408 **away from direct heat or sunlight. Keep out of reach of children. The DISKUS inhalation**
1409 **device is not reusable. The device should be discarded 1 month after removal from the**
1410 **moisture-protective foil overwrap pouch or after all blisters have been used (when the dose**
1411 **indicator reads “0”), whichever comes first. Do not attempt to take the device apart.**
1412
1413



GlaxoSmithKline

1414
1415 GlaxoSmithKline
1416 Research Triangle Park, NC 27709
1417

1418 ©2004, GlaxoSmithKline. All rights reserved.
1419

1420 April 2004

RL-2085