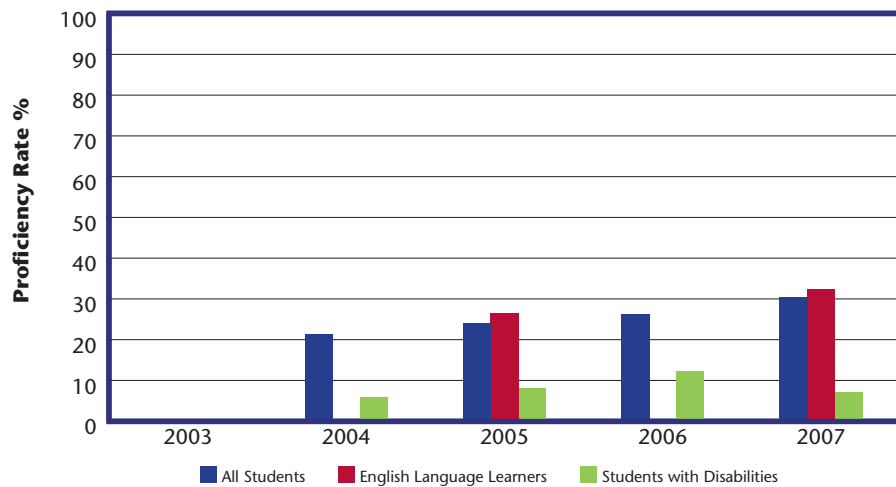


# Reading First State Profile: ILLINOIS



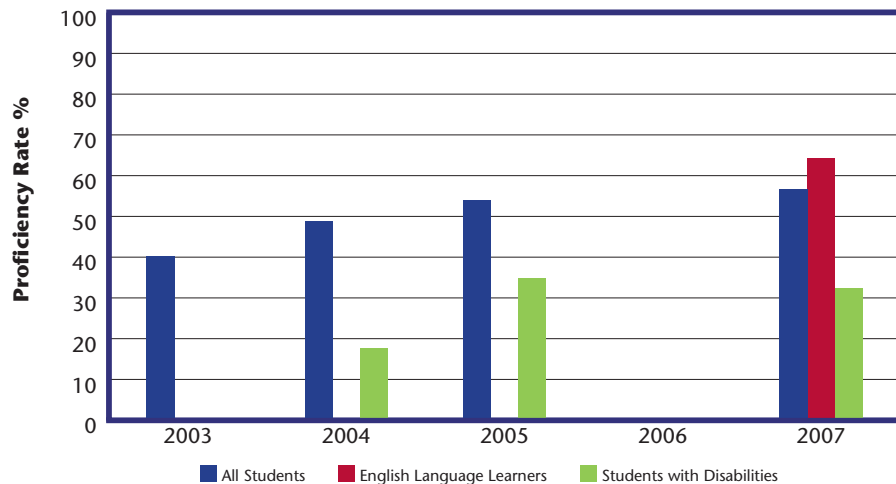
**Reading First: Grade 3 Fluency Data (Cohort 1)**



**Fluency Assessments**

Grade	Assessment	Subtest	Benchmark	LEA Gains*
Grade 1	DIBELS	Oral Reading Fluency	40 WPM	N/A
Grade 2	DIBELS	Oral Reading Fluency	90 WPM	N/A
Grade 3	DIBELS	Oral Reading Fluency	110 WPM	N/A

**Reading First: Grade 3 Comprehension Data (Cohort 1)**



**Comprehension Assessments**

Grade	Assessment	Subtest	Benchmark	LEA Gains*
Grade 1	N/A	N/A	N/A	N/A
Grade 2	N/A	N/A	N/A	N/A
Grade 3	IL Standards Achievement Test	Comprehension	50th %ile or Above	100.0%

Source: Annual Performance Report. These graphs represent the data that the state provided. Proficiency rates where the number of students tested is 10 or fewer or where the proficiency rate is 0% or 100% are not shown. In some instances, data were not provided by the state.

\* LEA Gains indicates the percentage of LEAs that showed a gain of at least 5 percentage points from the state's first year of implementation to 2007.

# Reading First State Profile: **ILLINOIS**



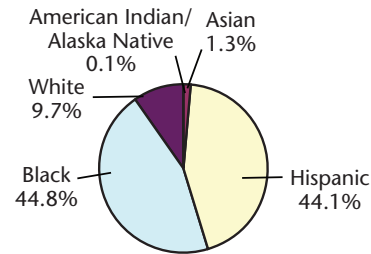
## Reading First Participation

2006–2007: 38,856 students

### Funded Districts and Schools

Year	Districts	Schools
2003	5	20
2004	41	265
2005	40	243
2006	35	203
2007	23	151

## Reading First Students by Race/Ethnicity



Sources: Annual Performance Report and Common Core of Data. Actual 2006–2007 participation data are not available. Enrollment figures are estimated based on 2005–2006 CCD data for students enrolled in grades K–3 in Reading First Schools for 2006–2007.

## Online Resources

State Reading First Website

[http://www.isbe.net/curriculum/reading/html/read\\_first.htm](http://www.isbe.net/curriculum/reading/html/read_first.htm)

Annual Performance Report Data

<http://www.ed.gov/programs/readingfirst/data.html>

Reading First Awards Database

<http://readingfirstdataonline.org>

2007 State Evaluation Report

<http://www.ed.gov/programs/readingfirst/evaluationreports/index.html>

## Selected State Evaluation Findings:

- ❑ During the course of the 2006–2007 school year, kindergarten and first-grade students improved on all three of the DIBELS assessments. Second- and third-grade students slightly improved on the Oral Reading Fluency (ORF) assessment.
- ❑ Findings from classroom observations, staff interviews, and staff surveys suggest that the following key Reading First activities are occurring at Reading First schools: instruction grounded in scientifically based reading research (SBRR), use of a 90-minute uninterrupted reading block, progress monitoring and assessment, and professional development and feedback provided to staff.

Source: MGT of America, Inc.

## Total Reading First Allocation:

- ❑ Total state funding to date: **\$243,668,683**
- ❑ Amount of Yearly Funding

**2008** ■ \$14,504,845

**2007** ■ \$42,868,957

**2006** ■ \$38,927,249

**2005** ■ \$39,356,589

**2004** ■ \$39,093,494

**2003** ■ \$35,016,846

**2002** ■ \$33,900,703

Source: U.S. Department of Education Budget Service