


# RECLAMATION

*Managing Water in the West*



## Lake Berryessa Junior Ranger Activity Book



**Become a Lake Berryessa  
Junior Ranger!**



U.S. Department of the Interior  
Bureau of Reclamation


# What is a Junior Ranger?

- A Junior Ranger is someone who helps keep Lake Berryessa clean, safe and fun for all to enjoy.
- A Junior Ranger learns about the environment, water safety, and conserving water, and then tells others about what they learned.
- To become a Junior Ranger all you have to do is complete the activities in this book, and pledge to keep Lake Berryessa clean, safe and nice.
- Ages 5-8 should complete 4 activities in this book. Ages 9-12 should complete all the activities in this book. Once they have been completed, show a Park Ranger at Oak Shores, the Visitor Center, or headquarters to become an official Junior Ranger.

Your Name: \_\_\_\_\_




**Hello!** I'm Ranger McBill and I will be leading you through the Lake Berryessa Junior Ranger Activity Book. There is a lot to learn and we can use your help to keep Lake Berryessa clean, safe and beautiful.



Before we get started on the activities, I want to tell you a little history about the lake.

Did you know that Lake Berryessa is a man-made lake? It has only been here since 1957. Can you tell me how many years ago that was? \_\_\_\_\_

Before the lake was here, this area was a farming town named Monticello. Water was needed for drinking and farming in other communities around the area, so Monticello Dam was built to create the lake. The townspeople of Monticello moved to other places to do their farming.



Not only do other towns get water from Lake Berryessa, but people from all around get to enjoy fishing, boating, waterskiing, wakeboarding, camping, picnicking, and many other fun activities all year long!

Now that you know how the lake was created, let's find out the best ways to keep it safe and fun for everyone!



# Lake Berryessa Sensory Walk

Let's take a walk and use four of our five senses, **seeing**, **hearing**, **touching** and **smelling**, to describe what you experienced at Lake Berryessa.



**Complete** the sentences below and describe your walk.

While I was on my walk I **heard** \_\_\_\_\_  
\_\_\_\_\_.

After a while of walking I **smelled** \_\_\_\_\_  
\_\_\_\_\_.

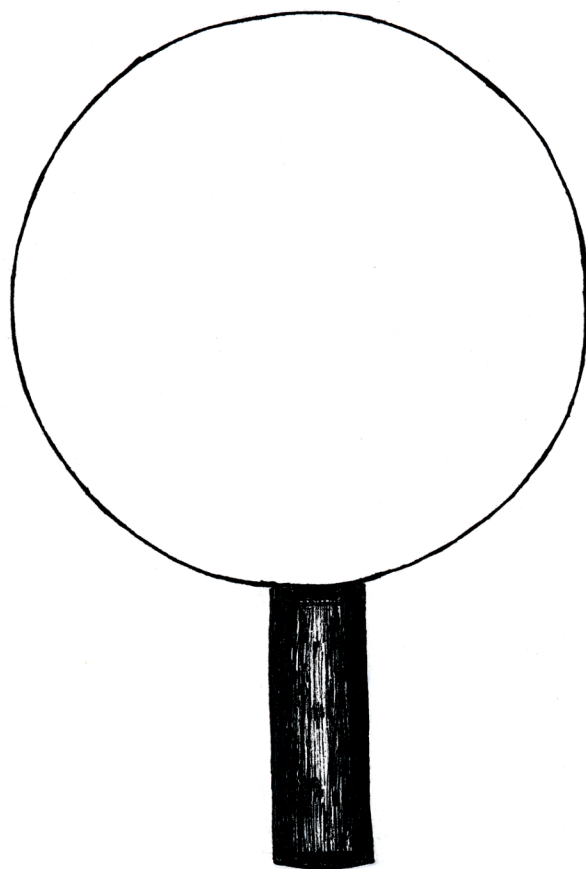
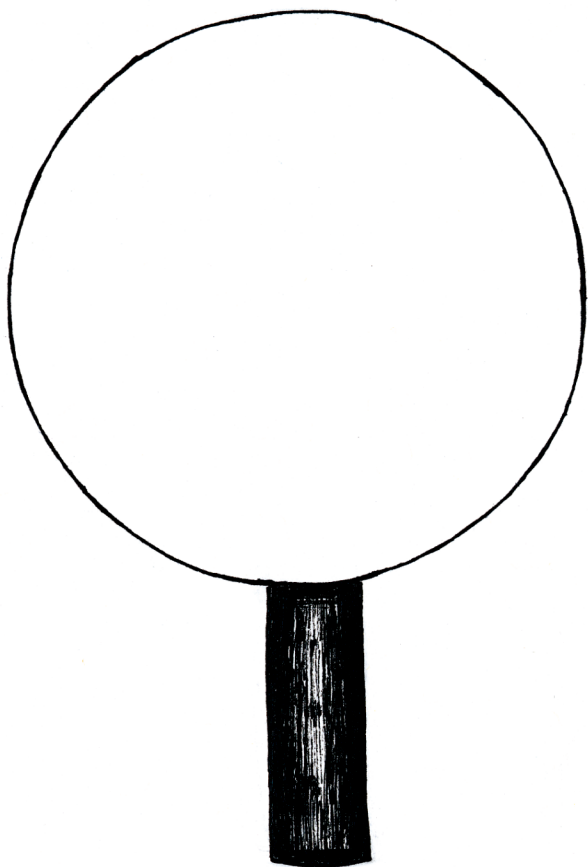
I noticed something really neat so I **touched** a \_\_\_\_\_  
\_\_\_\_\_.

(Please don't take anything from the lake and look out for that 3 leaved plant, poison oak!)



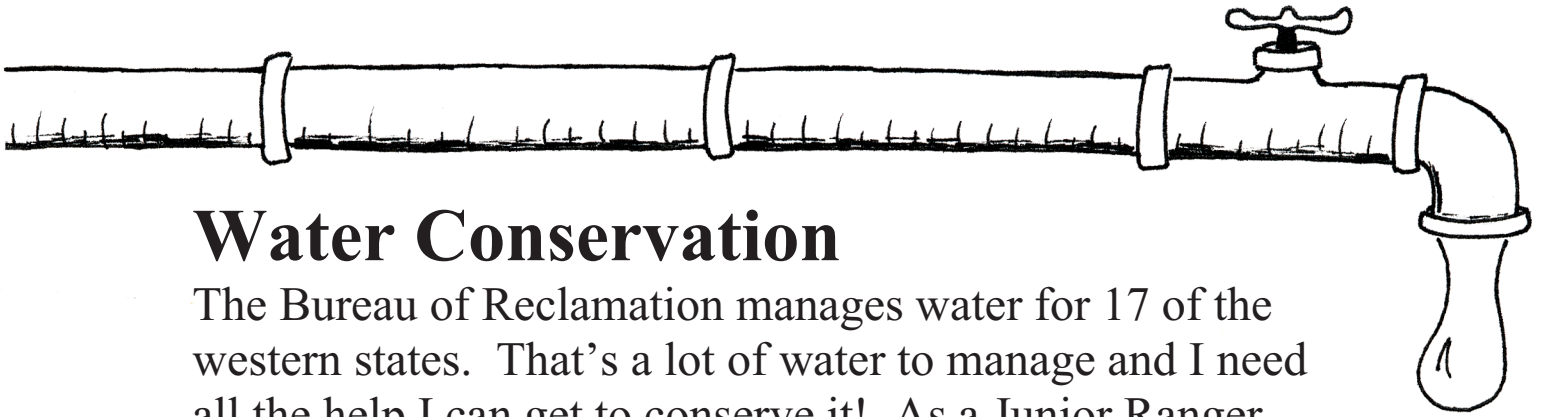
While on my hike, I **saw** \_\_\_\_\_  
\_\_\_\_\_.

Using your magnifying glass, **draw** some pictures of something you **saw** up close.



Your fifth sense is the sense of **taste**, but we will save that for dinner tonight or your favorite picnic food!





## Water Conservation

The Bureau of Reclamation manages water for 17 of the western states. That's a lot of water to manage and I need all the help I can get to conserve it! As a Junior Ranger you can help to conserve water, so there is enough for everyone to use. We use water for all kinds of things like swimming, brushing teeth and drinking. What else do you use water for? List two ways you use water: \_\_\_\_\_

---

Here are some ways that you and your family can save water at home and in your community:

- **Turn off the water while brushing your teeth.**
- **Take a Bath.**  
A partially filled bathtub uses less water than all but the shortest showers.
- **Water your lawn only when it needs it.**  
Step on the grass. If it springs back when you take your foot off, it doesn't need water.
- **Use a broom instead of a water hose to clean driveways and sidewalks.**

**Write** at least **two** things not listed above that you will do at home to save water:

I will...

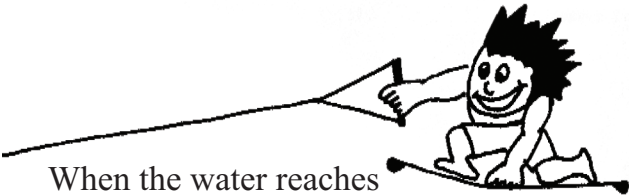

1) \_\_\_\_\_

2) \_\_\_\_\_




# Water Flow Maze

Follow the maze to see where the water flows.  
Rain water collects in creeks around Lake Berryessa and fills the lake.



When the water reaches Berryessa the Dam stops the water and creates the lake.



While the water is in the lake, animals and people use the water.




Once the water is stored at Lake Berryessa, it is sent to surrounding communities for watering gardens, drinking, showering, farming and many other uses.

# Safe Boating Word Search

Boating at Lake Berryessa is an exciting and fun way to enjoy the lake. When riding in a boat, you should always have the correct safety equipment on board. Make sure Ranger McBill has all his safety items on board.


The safety equipment is lost in the word search. **Find** and **circle** the words that may be listed up, down or diagonally. The items are listed on the next page. (Answers on page 16)



O	Y	I	E	I	R	F	A	F	I	R	S	T	A	I	D
X	F	G	L	F	L	Y	F	L	H	R	Q	L	J	K	L
H	M	J	L	R	K	R	Y	H	A	S	V	T	U	K	D
E	T	O	P	G	H	G	E	T	H	N	U	L	V	D	E
X	F	G	L	G	L	Y	I	L	W	R	Q	L	J	K	L
T	T	U	P	G	H	D	E	T	H	H	U	B	V	D	E
I	Y	I	E	I	R	F	A	Q	S	R	I	A	S	H	X
N	A	N	C	H	O	R	Y	H	A	K	V	S	U	K	D
G	Q	O	T	U	B	A	D	H	R	Y	I	T	T	T	R
U	Y	B	G	E	E	R	W	G	D	A	S	F	K	L	B
I	Y	U	T	I	P	A	D	D	L	E	I	A	L	H	E
S	U	O	F	T	V	D	I	C	R	E	N	E	R	A	I
H	I	Y	U	W	F	Q	U	V	Y	T	B	N	I	V	G
E	M	L	I	F	E	J	A	C	K	E	T	T	U	K	D
R	T	O	P	G	H	D	E	T	H	N	U	L	V	D	E
X	F	G	L	G	L	Y	F	L	H	R	Q	L	J	K	L







- You must have a **SKI FLAG** to warn other boats that there is person in the water




- Always have a fire **EXTINGUISHER** on board in case of a fire



- It is smart to have a **PADDLE** in case the boat breaks down



- A floating **BUOY** is good to have in case someone goes overboard



- A **FIRST AID** kit is good to have in case of an injury



- A **WHISTLE** is good to have to call for help



- You must have a **LIFE JACKET** for each person on the boat




- An **ANCHOR** is important to have if you want to stay in one place on the lake



# What's Wrong With this Picture?

Circle the objects that shouldn't be in the lake.



## Help Ranger McBill decide where this trash belongs.

It's too bad that people would put their garbage in our beautiful lake. Trash has its place, either in the garbage can or in the recycle bin.

Choose from the following and **fill in the correct blank** under the recycle or trash can where it belongs:

(Answers on page 17)

Cigarettes  
(make sure they aren't still lit)  
Tin bean can  
Plastic bag  
Six-Pack can ring

Aluminum soda can  
Banana peel  
Fishing line  
Glass bottle  
Plastic water bottle



- 1 \_\_\_\_\_
- 2 \_\_\_\_\_
- 3 \_\_\_\_\_
- 4 \_\_\_\_\_
- 5 \_\_\_\_\_



- 1 \_\_\_\_\_
- 2 \_\_\_\_\_
- 3 \_\_\_\_\_
- 4 \_\_\_\_\_

What can you do to help keep Lake Berryessa clean?

- 1) Pack it in, pack it out. What ever you bring, take home or put it in the proper place.
- 2) Help others to not litter. When you leave an area, pick up trash, even if it's not yours.

**Write two more ways** that you will keep Lake Berryessa clean:

- 3) \_\_\_\_\_
- 4) \_\_\_\_\_

**Thank you for your help!**



# Oak Shores Bingo

Place an X over each activity or question you complete.  
To get Bingo connect five squares up, down, sideways or diagonally.

Put on Sunscreen	Go to the Visitor Center	Spot a Canada Goose	Think of a Way to Conserve Water	Go for a Swim
Introduce Yourself to a Ranger. Ranger's Name: _____	Pick Up at least 20 Pieces of Trash	Stay Hydrated: Drink a lot of Water	Name of the Dam at Lake Berryessa _____	Spot an Island on the Lake
Spot a Turkey Vulture	Put on Sunscreen	FREE SPACE	Go to the Dam	Pick up at least 20 Pieces of Trash
Swim with a Friend or Family Member	Recycle 4 Things	Go Fishing or Spot Someone Fishing	Clean up Your Picnic Area	Go for a Hike
Pick up at least 20 Pieces of Trash	Spot a Deer	Visit the Water Safety Trailer	Have a Picnic!!!	Introduce Yourself to a Ranger. Ranger's Name: _____





# Bird Identification




Ranger McBill needs your help remembering the names of these local birds. As a Ranger, it is important to identify the types of birds in the area. Birds are sensitive animals and are affected by problems in the environment, so we watch them closely. **Write the name of the bird** in the space below each picture. Once you have learned the names of the birds, try to **spot** them in the wild.

Choose from following list:

Canada goose      Turkey vulture

Barn owl          Wild turkey

California quail      (Answers on page17)




1 \_\_\_\_\_  
This bird is the second largest waterfowl found in North America. They can weigh up to 24 pounds.




2 \_\_\_\_\_  
This bird is California's state bird and is seen in groups called coveys that can range from 10 to 200 birds.



3 \_\_\_\_\_  
This bird is nocturnal which means it is active at night. It uses its amazing hearing and night vision to hunt small animals.



4 \_\_\_\_\_  
Large groups of this bird are called a flock. The Males are much more brightly colored and have a beard.



**Draw** a picture of a bird you saw at Lake Berryessa.

5 \_\_\_\_\_  
This large bird feeds on carcasses that it finds due to its strong sense of smell.

6 \_\_\_\_\_

# Lake Berryessa Crossword Puzzle

Use these clues to **fill** in the crossword puzzle. These are important words for any Lake Berryessa Junior Ranger to know. (Answers on page 17)

**Hint:** Answers for this activity can be found throughout the Activity Book.

## Across

1. A \_\_\_\_\_ goose has the same name as the country north of the USA and is common on the lake
3. Built to create the lake
5. Someone who protects and preserves parks
7. Name of the Dam. Hint: look on page 2
8. This should always be worn on a boat
11. Name of the lake

## Down

2. This eagle is known for its white head and is the symbol of our country
4. An \_\_\_\_\_ colored flag needs to be seen when towing someone from your boat
6. A \_\_\_\_\_ snake makes a loud sound with its tail to scare predators
9. Never swim \_\_\_\_\_, always swim with a buddy
10. Activity using a pole and hook






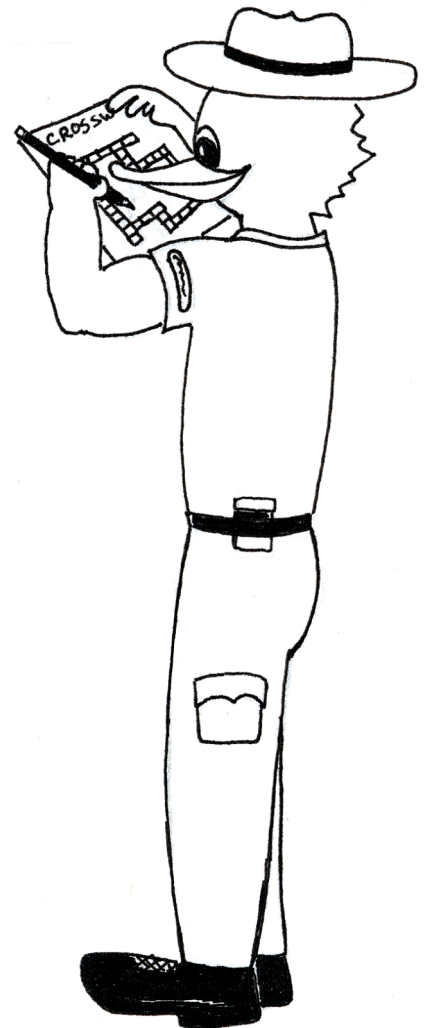
Complete the crossword puzzle with the correct answers:



Bald Eagle



Rattle Snake



# Answer Page

## Page 10

Trash:  
Cigarettes  
Banana peel  
Plastic bag  
Six-Pack rings  
Fishing line

## Recycle:

Plastic water bottle  
Aluminum soda can  
Glass wine bottle  
Tin bean can

## Page 13 & 14

1. Canada goose
2. California quail
3. Barn owl
4. Wild turkey
5. Turkey vulture

## Page 12

Bald eagle  
Bear  
Catfish  
Rattle snake  
Mountain lion  
Skunk  
Frog

## Page 7

O	Y	I	E	I	R	F	A	F	I	R	S	T	A	I	D
X	F	G	L	F	L	Y	F	L	H	R	Q	L	J	K	L
H	M	J	L	R	K	R	Y	H	A	S	V	T	U	K	D
E	T	O	P	G	H	G	E	T	H	N	U	L	V	D	E
X	F	G	L	G	L	Y	I	L	W	R	Q	L	J	K	L
T	T	U	P	G	H	D	E	T	H	H	U	B	V	D	E
I	Y	I	E	I	R	F	A	Q	S	R	I	A	S	H	X
N	A	N	C	H	O	R	Y	H	A	K	V	S	U	K	D
G	Q	O	T	U	B	A	D	H	R	Y	I	T	T	T	R
U	Y	B	G	E	E	R	W	G	D	A	S	F	K	L	B
I	Y	U	T	I	P	A	D	D	L	E	I	A	L	H	E
S	U	O	F	T	V	D	I	C	R	E	N	E	R	A	I
H	I	Y	U	W	F	Q	U	V	Y	T	B	N	I	V	G
E	M	L	I	F	E	J	A	C	K	E	T	T	U	K	D
R	T	O	P	G	H	D	E	T	H	N	U	L	V	D	E
X	F	G	L	G	L	Y	F	L	H	R	Q	L	J	K	L

## Page 15

	B	
C A N A D A	A	
	L	A
	D A M	
	E	
O	A	N
R A N G E R	L I F E J A C K E T	
A	L	I
N	B E R R Y E S S A	
G	A	H
E	T	I
	T	N
	L	G
M O N T I C E L L O		



# Notes & Pictures

# Congratulations, you have completed the Lake Berryessa Junior Ranger Activity Book!


Junior Rangers are important to the lake, to keep it clean, safe and fun for everyone to enjoy. As a Junior Ranger we need your help to tell others what you have learned about water safety, water use, and the environment.

Be sure to find a Ranger at the Visitor Center, Oak Shores, or headquarters to become an official Junior Ranger!

## Junior Ranger Pledge

As a Junior Ranger I promise to help keep Lake Berryessa clean, safe and fun.

I promise that I will share what I have learned with others and use the knowledge that I have gained from these activities and my experiences at Lake Berryessa.



---

Junior Ranger Signature

\_\_\_\_\_ has completed all the requirements and is an official Junior Ranger.

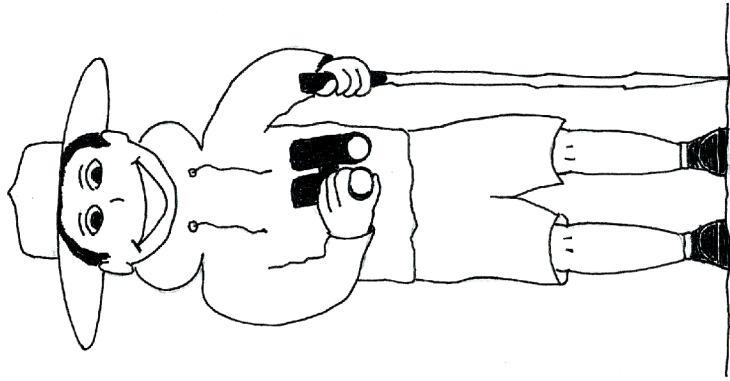
---

Ranger Signature

Date

# Certificate of Achievement

---



IS NOW RECOGNIZED AS AN OFFICIAL

**JUNIOR RANGER**

AND PROTECTOR OF LAKE BERRYESSA



---

Park Ranger or Official Signature

Activity Adaptations and Text by: **Ranger Thomas Christie & Ranger Nathan Kyle**  
Illustrations by: **Ranger Nathan Kyle**  
Edited by: **Ranger Brandi Bradford**