



Taking Shelter From the Storm:

Building a Safe Room For Your Home or Small Business

Includes Construction Plans and Cost Estimates

FEMA 320, Third Edition / August 2008



FEMA

Any opinions, findings, conclusions, or recommendations expressed in this publication do not necessarily reflect the views of FEMA. Additionally, neither FEMA nor any of its employees makes any warrantee, expressed or implied, or assumes any legal liability or responsibility for the accuracy, completeness, or usefulness of any information, product, or process included in this publication. Users of information contained in this publication assume all liability arising from such use.

Taking Shelter From the Storm:

Building a Safe Room For Your Home or Small Business

Includes Construction Plans and Cost Estimates

FEMA 320, Third Edition / August 2008



TEXAS TECH UNIVERSITY



Portland Cement Association



FEMA





Preface



Since the First Edition of FEMA 320, *Taking Shelter From the Storm: Building a Safe Room Inside Your House*, was printed in August 1998, nearly 600,000 copies of the publication have been released. Initiatives attributed to FEMA 320 have resulted in almost 20,000 residential safe rooms being constructed with federal funding assistance. Further, other initiatives since the publication was first released include tens of thousands of safe rooms being constructed with private funds to meet these protection criteria, the creation of the National Storm Shelter Association (NSSA) as a self-monitoring safe room and shelter governing body, and the development of a new consensus standard from the International Code Council® (ICC®) for the design and construction of storm shelters. The existence of this document, and the safe room designs provided herein, have helped to save the lives of thousands of individuals and families. FEMA is pleased to have this opportunity to update and improve the guidance through this new edition of FEMA 320, *Taking Shelter From the Storm: Building a Safe Room For Your Home or Small Business*.




Taking Shelter From the Storm:

Building a Safe Room For Your Home or Small Business

Table of Contents

| | | |
|---|--|----|
| | Preface | i |
| | Introduction | v |
|  | Section I: Understanding the Hazards | 1 |
| | What Is a Tornado? | 1 |
| | Figure I-1. Typical tornado damage | 2 |
| | Figure I-2. The number of tornadoes recorded per 2,470 square miles | 3 |
| | What Is a Hurricane? | 4 |
| | Figure I-3. Typical hurricane damage | 5 |
| | Do You Need a Safe Room? | 6 |
| | Figure I-4. Wind zones in the United States | 7 |
| | Figure I-5. Storm surge | 8 |
| | Homeowner's Worksheet: Assessing Your Risk | 8 |
| | Table I-1. Homeowner's Worksheet | 10 |
| | Emergency Planning and Emergency Supply Kit | 10 |
|  | Section II: Planning Your Safe Room | 13 |
| | Building Damage | 13 |
| | Figure II-1. Effect of extreme winds on building roof and walls | 13 |
| | Basis of Safe Room Design | 15 |
| | Safe Room Size | 17 |
| | Foundation Types | 18 |
| | Basement Foundation Applications | 18 |
| | Figure II-2. Cross-section: typical basement foundation, with safe room | 18 |
| | Slab-on Grade Applications | 19 |
| | Figure II-3. Cross-section: typical slab-on-grade foundation, with safe room | 21 |
| | Crawlspace or Pile Applications | 21 |
| | Figure II-4. Cross-section: typical crawlspace foundation, with safe room | 22 |

| | |
|---|----|
| New vs. Existing Homes or Buildings | 25 |
| Figure II-5. CMUs were used for the exterior walls at this home under construction (New Smyrna Beach, Florida). | 25 |
| Figure II-6. View of an in-home safe room under construction. The CMU walls of this safe room are fully grouted and are reinforced, vertically, with steel reinforcing bars from the foundation to the concrete roof deck (New Smyrna Beach, Florida). | 26 |
| Safe Room Location | 27 |
| Floor Plan 1: basement | 28 |
| Figure II-7. Floor plan 1: basement | 28 |
| Floor Plan 2: safe rooms on the primary level of a home or small business | 29 |
| Figure II-8. Floor plan 2: home on a slab-on-grade or crawlspace foundation | 29 |
| Floor Plan 3: below-grade safe rooms | 30 |
| Figure II-9. Floor plan 3: in-ground (below-grade) safe rooms in a home on a slab-on-grade foundation | 30 |
| Floor Plan 4: multi-purpose safe rooms in a small business | 30 |
| Figure II-10. Floor Plan 4: multi-purpose safe rooms in a small business or public building | 31 |
| Table II-1. Appropriate types of safe rooms for new homes and buildings | 32 |
| Table II-2. Appropriate types of safe rooms for existing homes and buildings | 32 |
| Construction Materials | 33 |
| Safe Room Cost | 34 |
| Table II-3. Average costs for both 8-foot by 8-foot and 14-foot by 14-foot safe rooms in new homes or buildings | 35 |
|  Section III: Building Your Safe Room | 37 |
| Index of the Design Drawings | 38 |
| How to Use the Drawings | 38 |
| Consumer Guide | 39 |
| Safe Rooms Save Lives | 40 |
| Appendix A: Acknowledgments | 45 |