



# FEMA

**Public Assistance  
Texas**

**October 16, 2008**

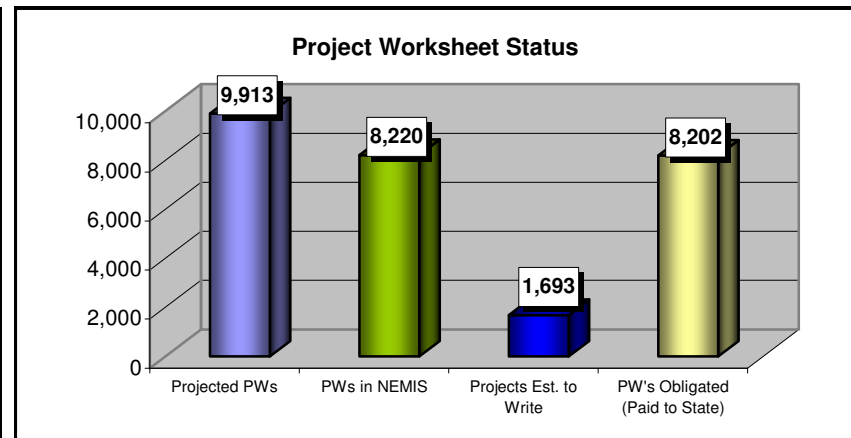
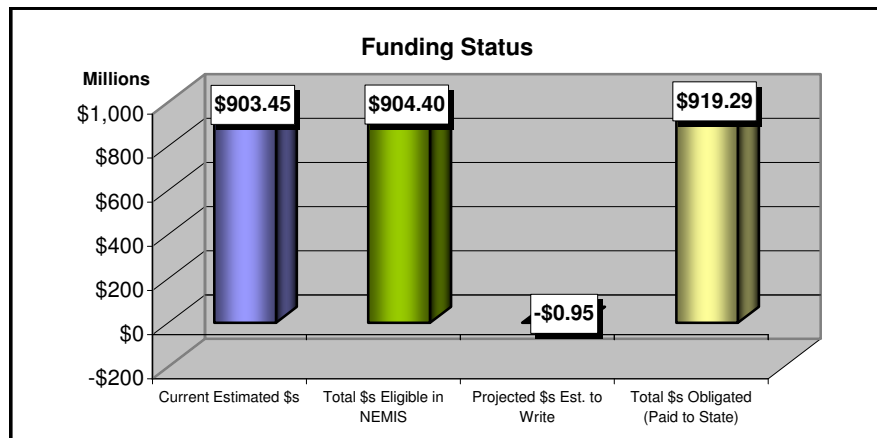
## **Global Report**

### **Summary of PA Funding and Project Worksheet Data**

- Katrina/Rita Summary
- Katrina/Rita Debris Summary
- State Payout Summary
- Public Assistance Funding Flow/State  
Funding Disbursement
- Obligated Project Worksheets

## Public Assistance Project Worksheets (PWs) and Dollars Katrina - Rita Summary

Project Worksheets (PWs)/ Dollars (\$s) Summary	Katrina	Rita	Both Disasters	Changes Since Last Report
<b>Projected PWs</b>	1,034	8,879	9,913	0
<b>PWs in NEMIS</b>	977	7,243	8,220	1
<b>Projects Est. to Write</b>	57	1,636	1,693	-1
<b>PW's Obligated (Paid to State)</b>	968	7,234	8,202	3
<b>% PWs Obligated (of Projected)</b>	94%	81%	83%	Not Applicable
<b>% PWs Obligated (in NEMIS)</b>	99%	100%	100%	Not Applicable
<b>Current Estimated \$s</b>	\$518,940,873	\$384,510,730	\$903,451,602	\$0
<b>Total \$s Eligible in NEMIS</b>	\$518,940,873	\$385,463,053	\$904,403,925	\$952,323
<b>Projected \$s Est. to Write</b>	\$0	-\$952,323	-\$952,323	-\$952,323
<b>Total \$s Obligated (Paid to State)</b>	\$527,530,845	\$391,762,182	\$919,293,027	\$6,323
<b>% \$s Obligated (of Estimated)</b>	102%	102%	102%	Not Applicable
<b>% \$s Obligated (in NEMIS)</b>	102%	102%	102%	Not Applicable





### State Payout Summary, 10/16/08

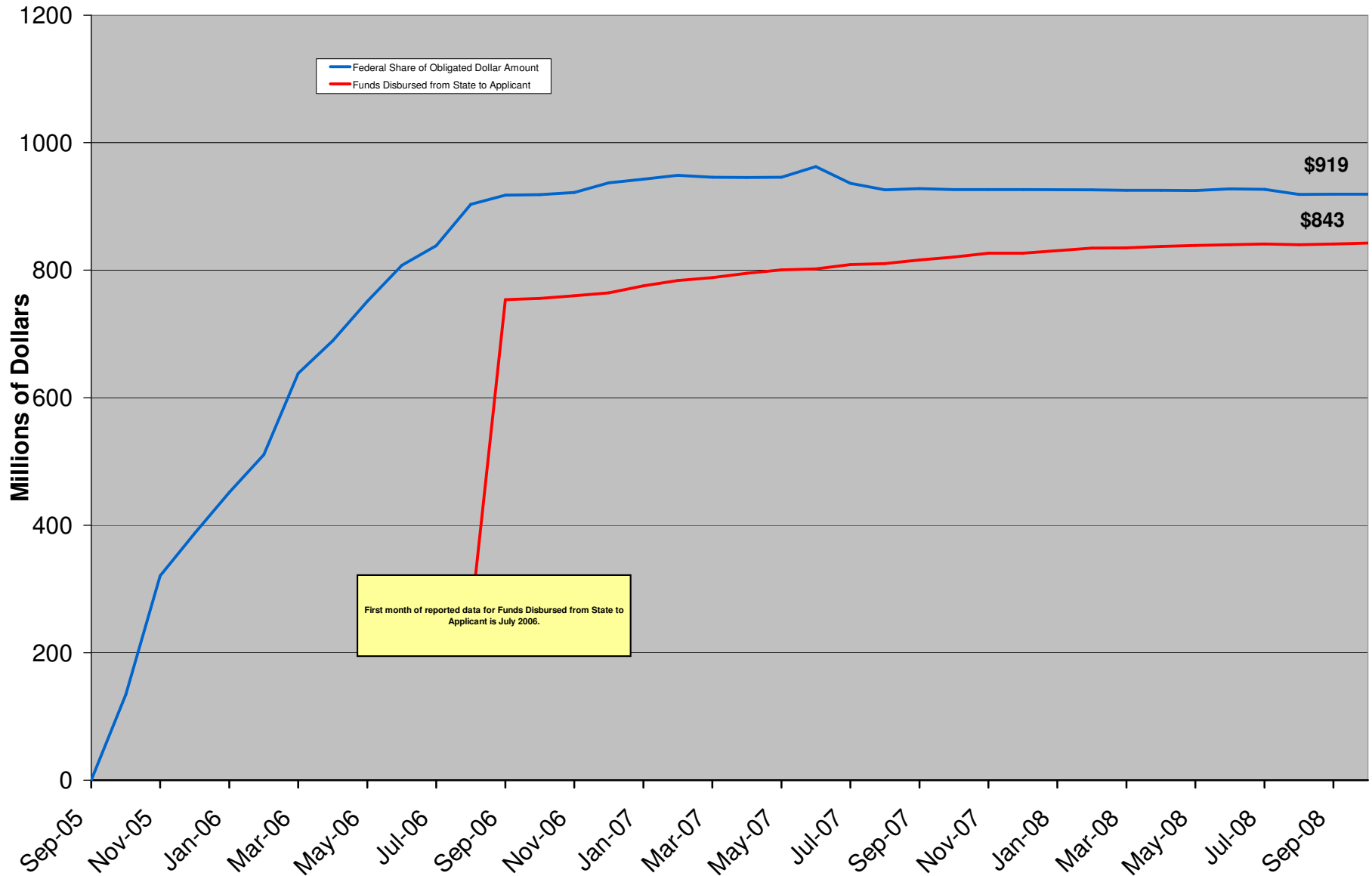
3216, 3261, and 1606 Summary of Funds Obligated by FEMA to the State and Paid Out by the State to Applicants  
By Category of Work and By High Priority Counties

Type of Work	FEMA Obligated Funds Paid to the State	State Payout (Paid to Applicants)	% Obligated Funds Paid Out By State
<b>Emergency Work</b> (Cat A & B)	\$760,620,989	Break-out not available	N/A
<b>Permanent Work</b> (Cat C - G)	\$144,330,802	Break-out not available	N/A
<b>Admin Costs</b>	\$14,352,236	N/A	N/A
<b>SUM:</b>	<b>\$919,304,027</b>	<b>\$842,762,895</b>	<b>92%</b>

High Priority Parishes	FEMA Obligated Funds Paid to the State	State Payout (Paid to Applicants)	% Obligated Funds Paid Out By State
<b>No High Priority Counties</b>			

Description of Damage Category Codes	
<b>Emergency Work</b>	<b>Permanent Work</b>
Category A: Debris Removal	Category C: Roads & Bridges
Category B: Emergency Protective Measures	Category D: Water Control Facilities
	Category E: Public Buildings
	Category F: Public Utilities
	Category G: Recreational or Other

## Public Assistance Funding Flow vs. State Funding Disbursement 3216, 3261, and 1606



## Obligated Project Worksheets 3216, 3261, and 1606

