



FEMA

**Public Assistance
Mississippi**

October 16, 2008

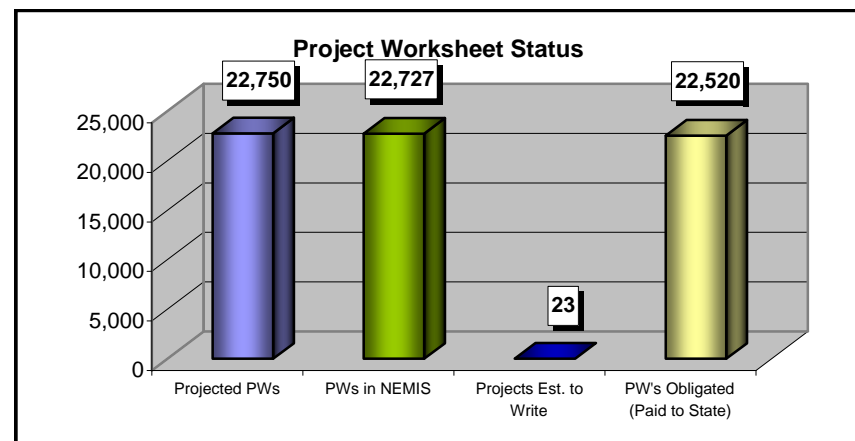
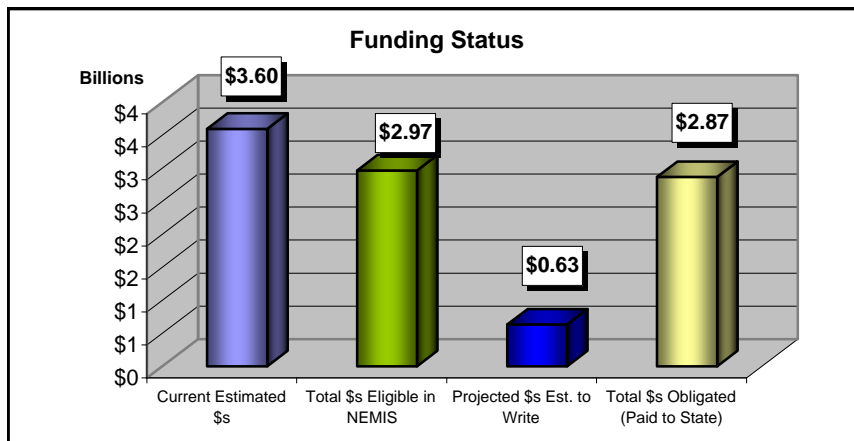
Global Report

**Summary of PA Funding and
Project Worksheet Data**

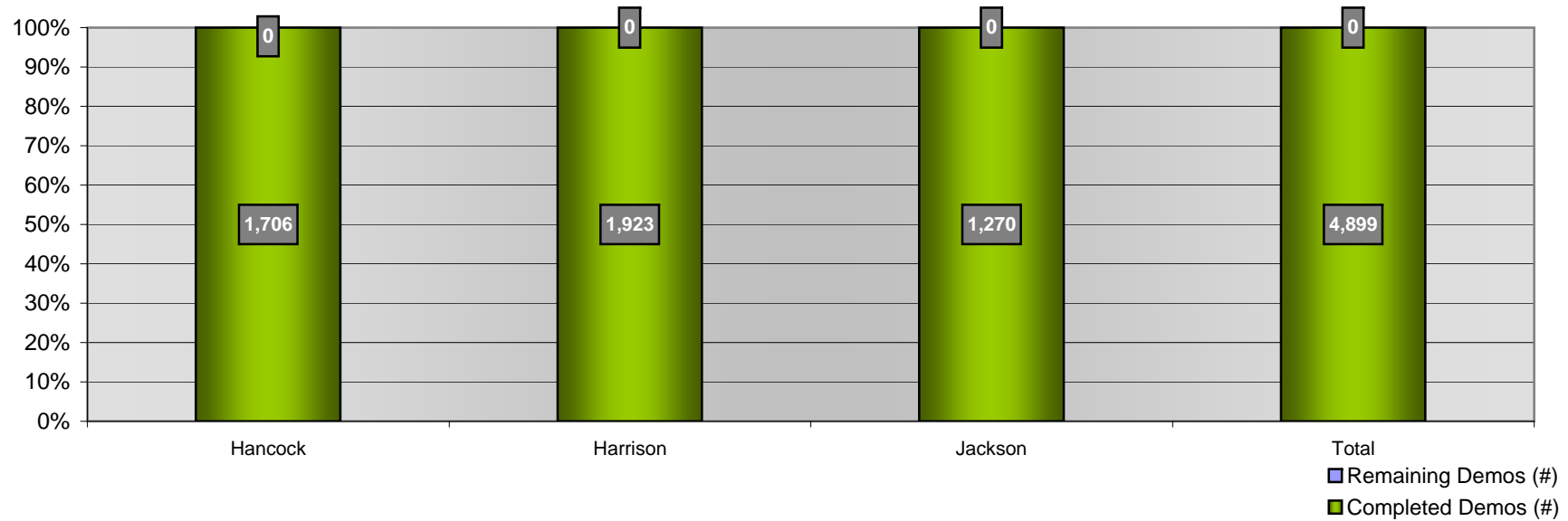
- Katrina Summary
- Katrina Debris Summary
- State Payout Summary
- Public Assistance Funding Flow/State
Funding Disbursement
- Obligated Project Worksheets

Public Assistance Project Worksheets (PWs) and Dollars Katrina Summary

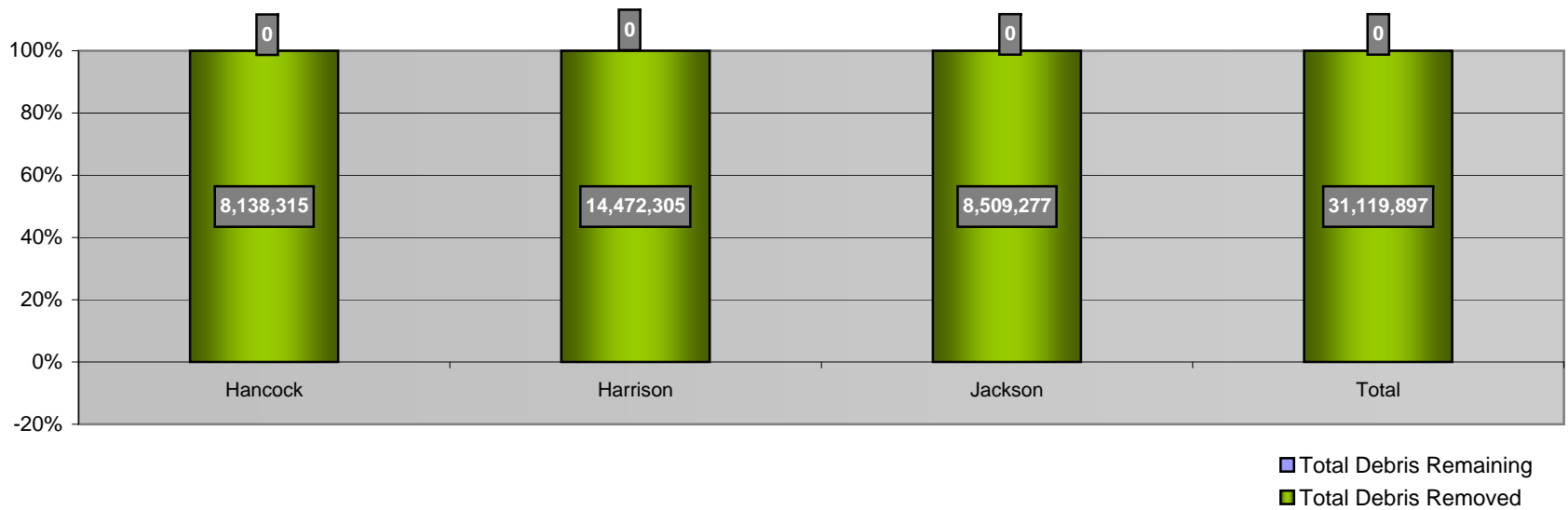
| Project Worksheets (PWs)/ Dollars (\$s) Summary | Katrina | Changes Since Last Report |
|----------------------------------------------------|-----------------|------------------------------|
| Projected PWs | 22,750 | 0 |
| PWs in NEMIS | 22,727 | 18 |
| Projects Est. to Write | 23 | -18 |
| PW's Obligated (Paid to State) | 22,520 | 1% |
| % PWs Obligated (of Projected) | 99% | Not Applicable |
| % PWs Obligated (in NEMIS) | 99% | Not Applicable |
| Current Estimated \$s | \$3,598,617,886 | \$0 |
| Total \$s Eligible in NEMIS | \$2,966,993,568 | \$9,348,148 |
| Projected \$s Est. to Write | \$631,624,318 | -\$9,348,148 |
| Total \$s Obligated (Paid to State) | \$2,867,345,490 | \$0 |
| % \$s Obligated (of Estimated) | 80% | Not Applicable |
| % \$s Obligated (in NEMIS) | 97% | Not Applicable |



Demolitions Completed/Remaining For Counties Not Yet Complete



Total Cubic Yards of Debris Removed/Remaining



State Payout Summary, 10/15/2008

1604 Summary of Funds Obligated by FEMA to the State and Paid Out by the State to Applicants
By Category of Work and By High Priority Counties

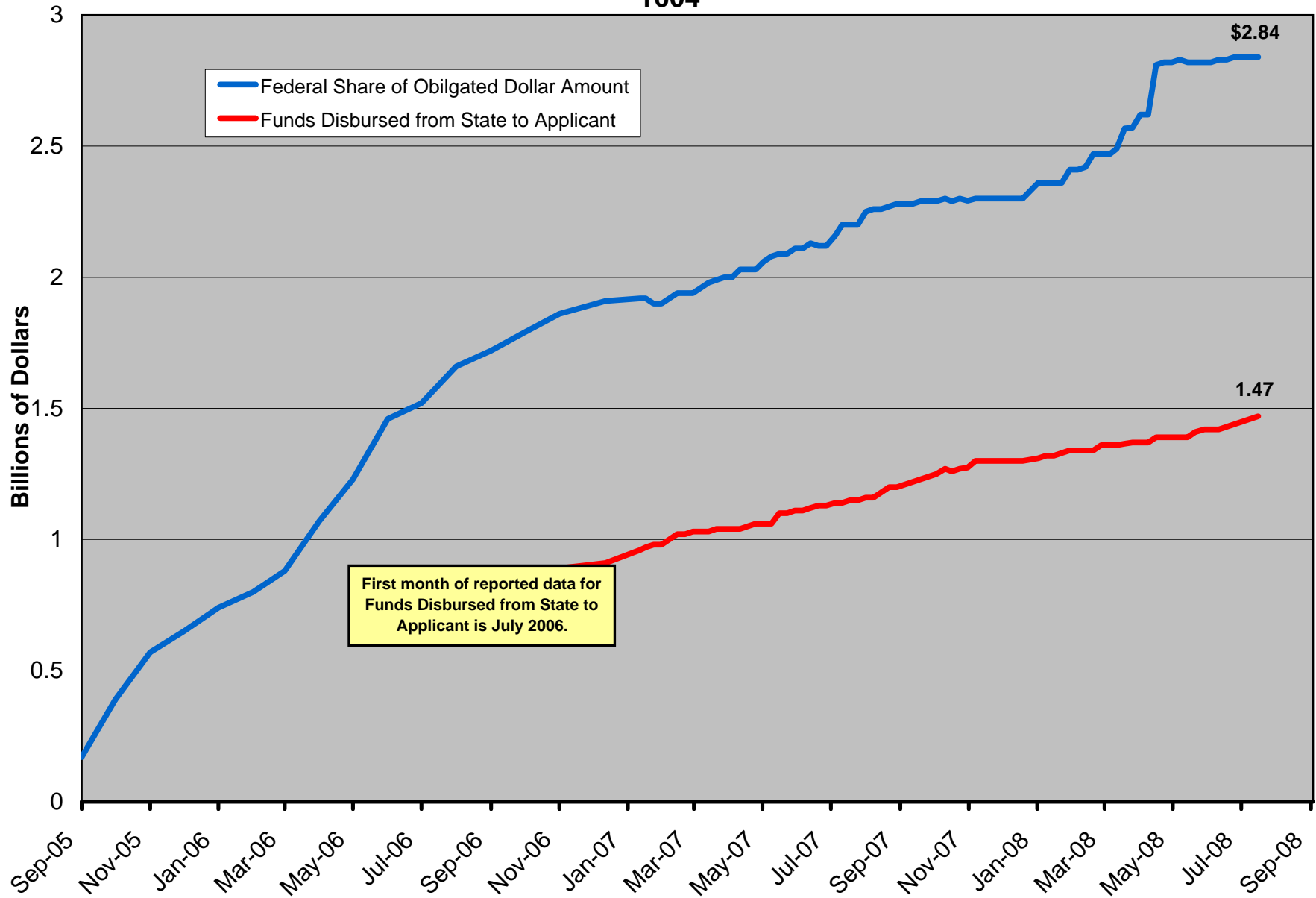
| Type of Work | FEMA Obligated Funds Paid to the State | State Payout (Paid to Applicants) | % Obligated Funds Paid Out By State |
|-----------------------------------|----------------------------------------|-----------------------------------|-------------------------------------|
| Emergency Work (Cat A & B) | \$1,083,403,045 | \$1,041,325,600 | 96% |
| Permanent Work (Cat C-G) | \$1,654,331,820 | \$497,835,947 | 30% |
| Admin Costs | \$129,610,626 | N/A | N/A |
| SUM: | \$2,867,345,490 | \$1,539,161,547 | 54% |

| High Priority Counties | FEMA Obligated Funds Paid to the State | State Payout (Paid to Applicants) | % Obligated Funds Paid Out By State |
|------------------------|----------------------------------------|-----------------------------------|-------------------------------------|
| Hancock | \$459,755,250 | \$244,664,012 | 53% |
| Harrison | \$1,095,677,931 | \$384,816,819 | 35% |
| Jackson | \$235,976,870 | \$127,038,589 | 54% |

| Description of Damage Category Codes | |
|-------------------------------------------|--------------------------------------|
| Emergency Work | Permanent Work |
| Category A: Debris Removal | Category C: Roads & Bridges |
| Category B: Emergency Protective Measures | Category D: Water Control Facilities |
| | Category E: Public Buildings |
| | Category F: Public Utilities |
| | Category G: Recreational or Other |

Public Assistance Funding Flow vs. State Funding Disbursement

1604



Obligated Project Worksheets 1604

