

Louisiana: 1603/1607

Individual Assistance Program Global Report

October 16, 2008



FEMA

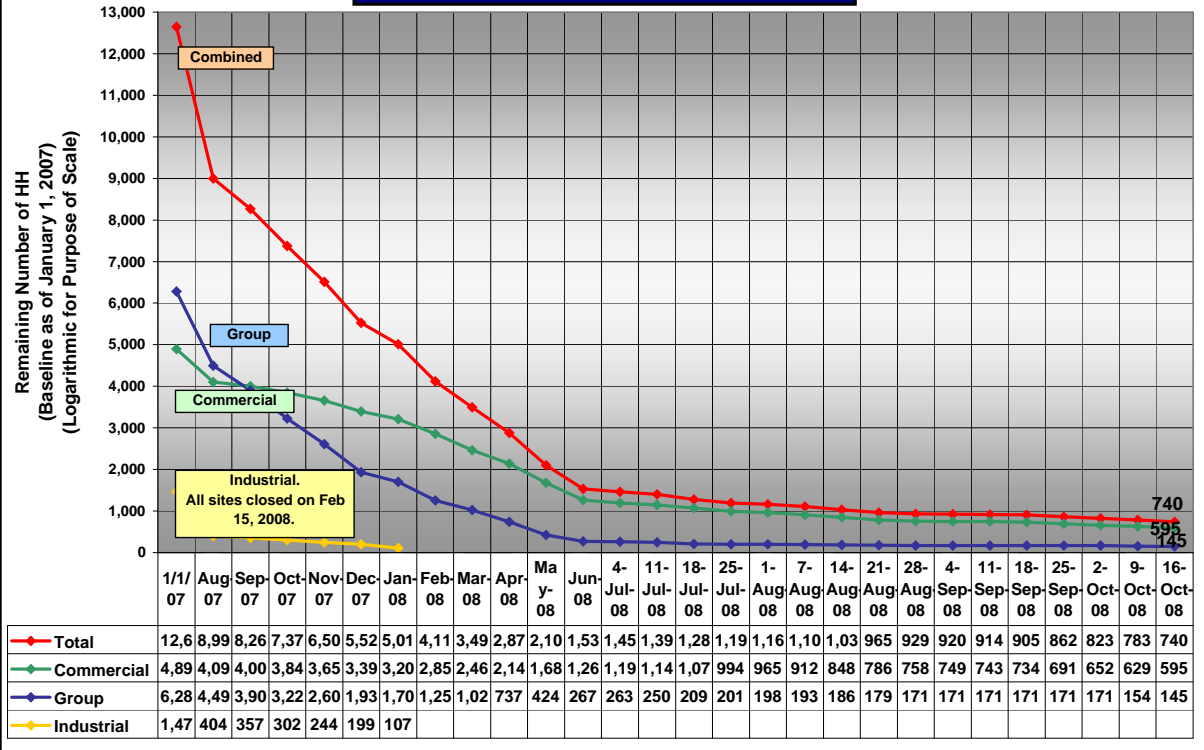


IA Housing Statistics October 16, 2008		Louisiana DR 1603/1607
Total Applicants Registered		
Individual and Households Program Applicants Registered		1,446,927
Aggregate Units - Direct Housing		
Private Site Units		71,448
Travel Trailer		69,798
Mobile Home		640
Park Model		1,010
Commercial Site Units		7,098
Travel Trailer		3,252
Mobile Home		3,545
Park Model		301
Group Site Units		8,256
Travel Trailer		7,293
Mobile Home		496
Park Model		467
Industrial Site Units		3,092
Travel Trailer		3,092
Mobile Home		0
Park Model		0
Totals - All Aggregate Units		89,894
Active Units - Direct Housing - THU is Currently Residing in LA		
Private Site Units		8,304
Travel Trailers		7,410
Park Models		382
Mobile Homes		512
Commercial Site Units		668
Travel Trailers		130
Park Models		34
Mobile Homes		504
Group Site Units		177
Travel Trailers		52
Park Models		8
Mobile Homes		117
Industrial Site Units		0
Travel Trailers		0
Park Models		0
Mobile Homes		0
Totals - All Active Units		9,149
Sites - Direct Housing		
Commercial		
Aggregate Sites		376
Current Sites		115
Group		
Aggregate Sites		111
Current Sites		5
Industrial		
Aggregate Sites		585
Current Sites		0
Private		
Aggregate Sites		70,212
Current Sites		7,136
All (Combined) Site Types		
Totals - Aggregate Sites		71,284
Totals - Current Sites		7,254

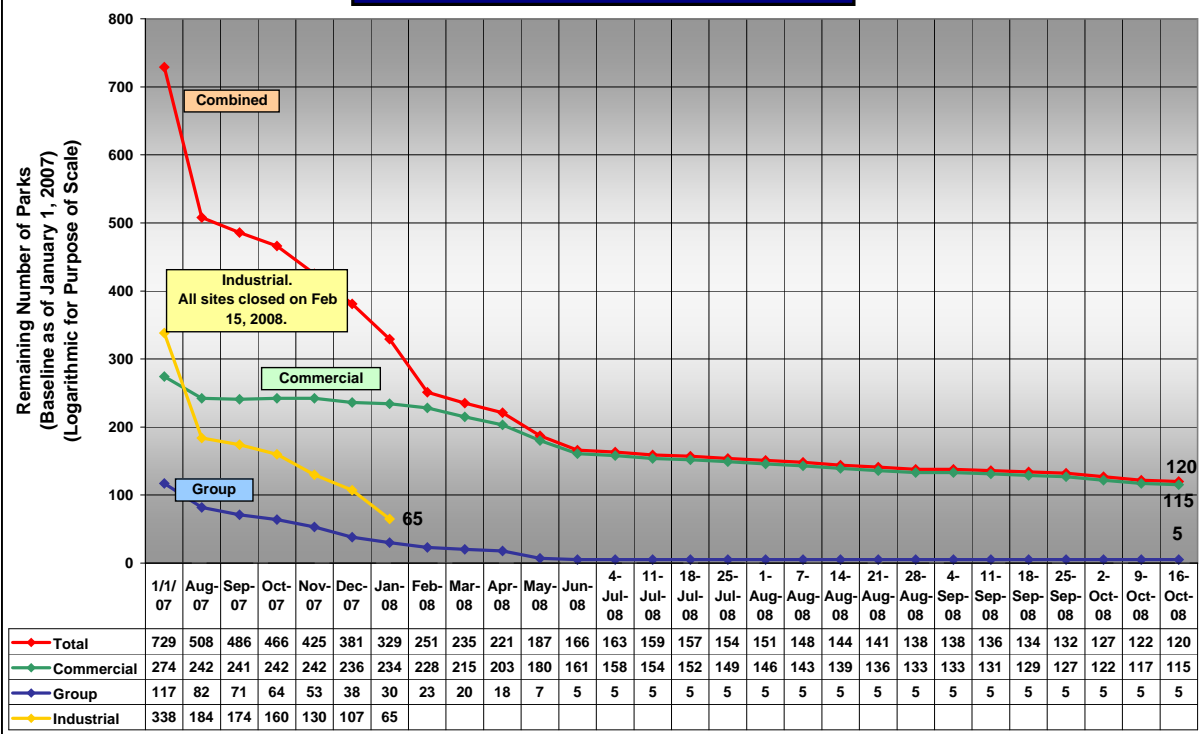
IA Housing Statistics October 16, 2008		Louisiana DR 1603/1607
Housing Applicant Demographics		
Direct Housing Assistance Recipients		
Group Sites		
Aggregate Total # of Households in Group Sites		9,020
Current Total # of Households in Group Sites		145
Total # of Households in Travel Trailers		51
Total # of Households in Park Models		6
Total # of Households in Mobile Homes		88
# of Homeowners		51
# of Renters		94
# Over 60 Years of Age		26
# with Special Needs		19
# UFAS Applicants		4
# Receiving Assistance (HUD, Section 8, etc.) - Pre-Disaster		2
Commercial Sites		
Aggregate Total # of Households in Commercial Sites		7,567
Current Total # of Households in Commercial Sites		595
Total # of Households in Travel Trailers		117
Total # of Households in Park Models		30
Total # of Households in Mobile Homes		448
# of Homeowners		223
# of Renters		372
# Over 60 Years of Age		105
# with Special Needs		93
# UFAS Applicants		17
# Receiving Assistance (HUD, Section 8, etc.) - Pre-Disaster		24
Private Sites		
Aggregate Total # of Households in Private Sites		72,045
Current Total # of Households in Private Sites		7,136
Total # of Households in Travel Trailers		6,353
Total # of Households in Park Models		300
Total # of Households in Mobile Homes		483
# of Homeowners		5,399
# of Renters		1,737
# Over 60 Years of Age		2,060
# with Special Needs		1,271
# UFAS Applicants		362
# Receiving Assistance (HUD, Section 8, etc.) - Pre-Disaster		60
Industrial Sites		
Aggregate Total # of Households in Industrial Sites		3,180
Current Total # of Households in Industrial Sites		0

IA Housing Statistics October 16, 2008		Louisiana DR 1603/1607
Movement from Direct Housing (TT/PM) to Hotel to Rental Housing		
Direct Housing Households Moved to Hotel/Motel		2,300
Ineligible Households in Hotel No Longer In FEMA Program		80
Households in Hotel Moved to Rental		855
Current Number of Households in Hotel		294
Movement from Direct Housing to Rental Housing		
Households Moved to In-State FEMA Rental Housing		9,017
Households Moved to Out-of-State FEMA Rental Housing		860
Total Households Moved to FEMA Rental Housing		9,877
CLC Prime		
Total # of Households Processed		2,755
Total # of Households Moved In		2,755
Movement to HUD Disaster Housing Assistance Program (DHAP)		
Direct Housing Households Moved to HUD DHAP		896
Movement from Direct (TT/PM) to Direct (MH)		
Direct Housing Households in a TT/PM Moved to a MH		811
Direct Housing Households in a TT/PM Swapped Out for a MH		142
Movement from Direct (TT/PM) to AHPP		
Direct Housing Households in a TT/PM Moved to AHPP		0
No Longer In FEMA Program		
Direct Vacated Households No Longer In FEMA Program		75,242
Rental Housing Assistance Recipients <i>data as of October 10, 2008</i>		
Aggregate Total # of Households in Rental Units		533,699
Current Total # of Households in Rental Units		4
# of Homeowners		1
# of Renters		3
Relocation <i>data as of October 12, 2008</i>		
Total # of Apps Relocated Under DSG (50+ miles)		9,468
Total # of Apps Relocated Locally (Within 50 miles)		52
Temporary Housing Unit (THU) Sales Program		
# of Apps currently living in THU interested in purchasing PM/MH:		952
# of Sales Completed (Travel Trailers)		3
# of Sales Completed (Park Models)		0
# of Sales Completed (Mobile Homes)		47
# of Total Sales Completed (All Types)		50
# of Households with Refund Request Completed		0
# of Households Moved Back into FEMA Housing Due to Refund Request		1
Rental Housing Resources		
# of Rental Resources Available at FMR		3,696
# of Rental Resources Available at 101-120% FMR		871
# of Rental Resources Available at 121-150% FMR		540
# of Rental Resources Available at 151-200% FMR		412
Total Rental Resources		5,519

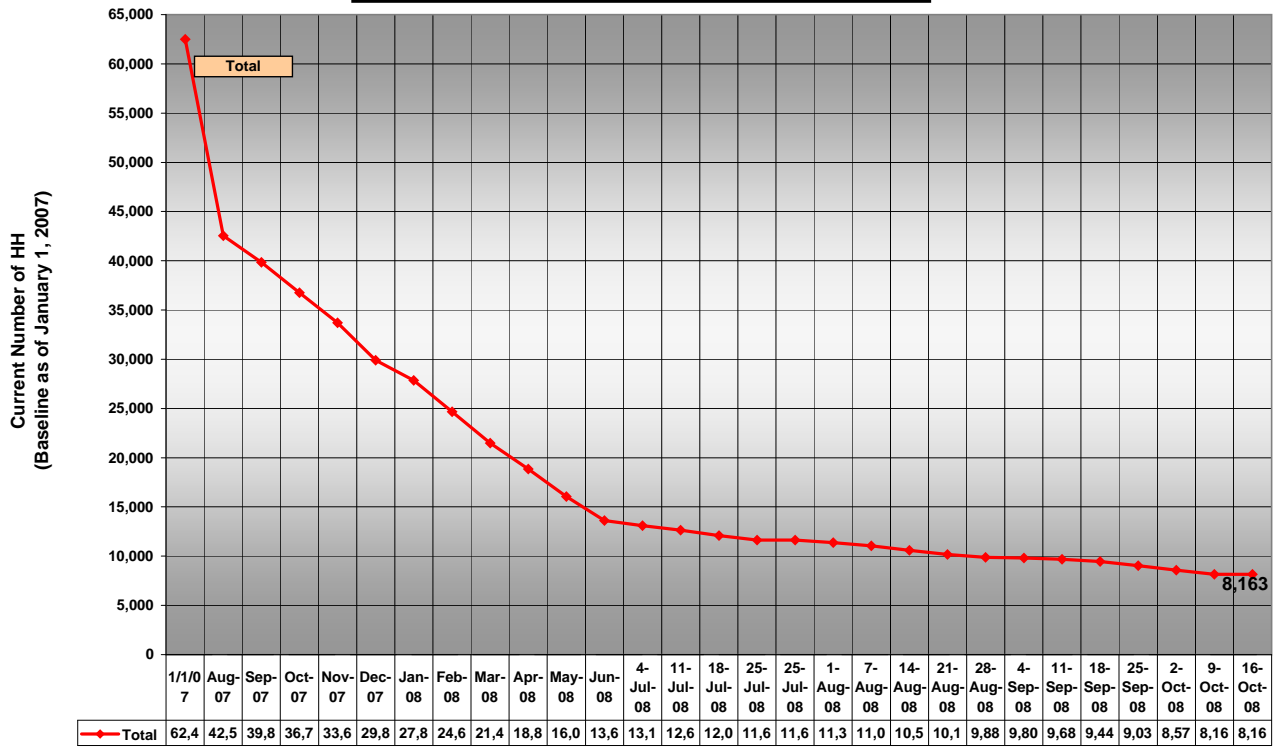
**Louisiana Households (HH) by Site-Type
(Commercial, Group, and Industrial Sites Only)**



**Louisiana Park Numbers by Park/Site-Type
(Commercial, Group, and Industrial Sites Only)**



**Louisiana Households (HH) - All Site Types Combined
(Commercial, Group, and Private)**



Louisiana Households (HH) - Private Sites

