



**NHANES 1999-2000 Data Release**  
**Vision Section of SP Questionnaire**  
**(VIQ.XPT)**  
**March 2005**

General condition of eyesight				
VIQ030	Frequency	Percent	Cumulative Frequency	Cumulative Percent
Missing	39	1.61	39	1.61
1 : Excellent,	481	19.88	520	21.49
2 : Good,	1101	45.50	1621	66.98
3 : Fair,	559	23.10	2180	90.08
4 : Poor, or	166	6.86	2346	96.94
5 : Very poor?	67	2.77	2413	99.71
7 : Refused	3	0.12	2416	99.83
9 : Don't know	4	0.17	2420	100.00



**NHANES 1999-2000 Data Release**  
**Vision Section of SP Questionnaire**  
**(VIQ.XPT)**  
**March 2005**

Time worrying about eyesight				
VIQ040	Frequency	Percent	Cumulative Frequency	Cumulative Percent
Missing	2	0.08	2	0.08
0 : None of the time,	1298	53.64	1300	53.72
1 : A little of the time,	477	19.71	1777	73.43
2 : Some of the time,	380	15.70	2157	89.13
3 : Most of the time, or	135	5.58	2292	94.71
4 : All of the time?	119	4.92	2411	99.63
7 : Refused	3	0.12	2414	99.75
9 : Don't know	6	0.25	2420	100.00



**NHANES 1999-2000 Data Release**  
**Vision Section of SP Questionnaire**  
**(VIQ.XPT)**  
**March 2005**

Difficulty reading ordinary newsprint				
VIQ050A	Frequency	Percent	Cumulative Frequency	Cumulative Percent
Missing	2	0.08	2	0.08
1 : No difficulty	1662	68.68	1664	68.76
2 : A little difficulty	378	15.62	2042	84.38
3 : Moderate difficulty	144	5.95	2186	90.33
4 : Extreme difficulty	81	3.35	2267	93.68
5 : Unable to do because of eyesight	82	3.39	2349	97.07
6 : Does not do this for other reasons	67	2.77	2416	99.83
77 : Refused	3	0.12	2419	99.96
99 : Don't know	1	0.04	2420	100.00




**NHANES 1999-2000 Data Release**  
**Vision Section of SP Questionnaire**  
**(VIQ.XPT)**  
**March 2005**

Difficulty with up close work or chores				
VIQ050B	Frequency	Percent	Cumulative Frequency	Cumulative Percent
Missing	2	0.08	2	0.08
1 : No difficulty	1786	73.80	1788	73.88
2 : A little difficulty	319	13.18	2107	87.07
3 : Moderate difficulty	127	5.25	2234	92.31
4 : Extreme difficulty	73	3.02	2307	95.33
5 : Unable to do because of eyesight	52	2.15	2359	97.48
6 : Does not do this for other reasons	57	2.36	2416	99.83
77 : Refused	3	0.12	2419	99.96
99 : Don't know	1	0.04	2420	100.00



**NHANES 1999-2000 Data Release**  
**Vision Section of SP Questionnaire**  
**(VIQ.XPT)**  
**March 2005**

Difficulty seeing steps/curbs-dim light				
VIQ050C	Frequency	Percent	Cumulative Frequency	Cumulative Percent
Missing	2	0.08	2	0.08
1 : No difficulty	1670	69.01	1672	69.09
2 : A little difficulty	353	14.59	2025	83.68
3 : Moderate difficulty	141	5.83	2166	89.50
4 : Extreme difficulty	94	3.88	2260	93.39
5 : Unable to do because of eyesight	50	2.07	2310	95.45
6 : Does not do this for other reasons	101	4.17	2411	99.63
77 : Refused	3	0.12	2414	99.75
99 : Don't know	6	0.25	2420	100.00



**NHANES 1999-2000 Data Release**  
**Vision Section of SP Questionnaire**  
**(VIQ.XPT)**  
**March 2005**

Difficulty noticing objects to side				
VIQ050D	Frequency	Percent	Cumulative Frequency	Cumulative Percent
Missing	2	0.08	2	0.08
1 : No difficulty	1956	80.83	1958	80.91
2 : A little difficulty	243	10.04	2201	90.95
3 : Moderate difficulty	82	3.39	2283	94.34
4 : Extreme difficulty	58	2.40	2341	96.74
5 : Unable to do because of eyesight	33	1.36	2374	98.10
6 : Does not do this for other reasons	34	1.40	2408	99.50
77 : Refused	3	0.12	2411	99.63
99 : Don't know	9	0.37	2420	100.00



**NHANES 1999-2000 Data Release**  
**Vision Section of SP Questionnaire**  
**(VIQ.XPT)**  
**March 2005**


Difficulty findng object on crowdedshelf				
VIQ050E	Frequency	Percent	Cumulative Frequency	Cumulative Percent
Missing	2	0.08	2	0.08
1 : No difficulty	1926	79.59	1928	79.67
2 : A little difficulty	252	10.41	2180	90.08
3 : Moderate difficulty	97	4.01	2277	94.09
4 : Extreme difficulty	61	2.52	2338	96.61
5 : Unable to do because of eyesight	41	1.69	2379	98.31
6 : Does not do this for other reasons	32	1.32	2411	99.63
77 : Refused	3	0.12	2414	99.75
99 : Don't know	6	0.25	2420	100.00



**NHANES 1999-2000 Data Release**  
**Vision Section of SP Questionnaire**  
**(VIQ.XPT)**  
**March 2005**


Difficulty drivng daytime-familiar place				
VIQ055	Frequency	Percent	Cumulative Frequency	Cumulative Percent
Missing	2	0.08	2	0.08
1 : No difficulty	1691	69.88	1693	69.96
2 : A little difficulty	66	2.73	1759	72.69
3 : Moderate difficulty	19	0.79	1778	73.47
4 : Extreme difficulty	5	0.21	1783	73.68
5 : Unable to do because of eyesight	76	3.14	1859	76.82
6 : Does not do this for other reasons	238	9.83	2097	86.65
7 : Never drove	319	13.18	2416	99.83
77 : Refused	3	0.12	2419	99.96
99 : Don't know	1	0.04	2420	100.00






**NHANES 1999-2000 Data Release**  
**Vision Section of SP Questionnaire**  
**(VIQ.XPT)**  
**March 2005**

Vision limits how long can do activities				
VIQ060	Frequency	Percent	Cumulative Frequency	Cumulative Percent
Missing	2	0.08	2	0.08
0 : None of the time,	1862	76.94	1864	77.02
1 : A little of the time,	250	10.33	2114	87.36
2 : Some of the time,	135	5.58	2249	92.93
3 : Most of the time, or	70	2.89	2319	95.83
4 : All of the time?	94	3.88	2413	99.71
7 : Refused	3	0.12	2416	99.83
9 : Don't know	4	0.17	2420	100.00



**NHANES 1999-2000 Data Release**  
**Vision Section of SP Questionnaire**  
**(VIQ.XPT)**  
**March 2005**

Ever had a cataract operation				
VIQ070	Frequency	Percent	Cumulative Frequency	Cumulative Percent
Missing	2	0.08	2	0.08
1 : Yes	460	19.01	462	19.09
2 : No	1950	80.58	2412	99.67
7 : Refused	3	0.12	2415	99.79
9 : Don't know	5	0.21	2420	100.00



**NHANES 1999-2000 Data Release**  
**Vision Section of SP Questionnaire**  
**(VIQ.XPT)**  
**March 2005**

Operation in right, left or both eyes				
VIQ080	Frequency	Percent	Cumulative Frequency	Cumulative Percent
Missing	1960	80.99	1960	80.99
1 : Right eye	78	3.22	2038	84.21
2 : Left eye	71	2.93	2109	87.15
3 : Both	308	12.73	2417	99.88
9 : Don't know	3	0.12	2420	100.00