

# Federal Aid to States for Fiscal Year 2007

Issued September 2008

FAS/07



USCENSUSBUREAU

*Helping You Make Informed Decisions*

U.S. Department of Commerce  
Economics and Statistics Administration  
U.S. CENSUS BUREAU



## ACKNOWLEDGMENTS

**Jill O'Brien**, Chief of the Federal Programs Branch, directed the preparation of this report. **Adrienne Oneto**, Assistant Division Chief for Special Statistics, Governments Division, provided general supervision for the preparation of this report.

**Cathy Davis**, **Diane Glaspie-Walker**, **Sue Jones**, **Elizabeth Mangold**, and **Alice Wimbish** assisted in the collection and review of Federal Assistance Award Data System data. **Michael Mashburn** served as principal data analyst and liaison with the federal reporting agencies. **Dawit Asmellash** and **Scott Peterson** assisted as data analysts and liaisons with federal reporting agencies.

**Robert Shellhouse** and **Jennifer Phan** provided computer processing support for the Federal Assistance Award Data System. **Kenneth Beatty** and **David Kahwajy** performed computer processing to generate the report data tables and downloadable files. **Joseph Bacon**, **Alison Cadden**, and **Andrew Post** coordinated Internet data dissemination via the Online Query System and Web site.

**Monique D. Lindsay**, **Theodora S. Forgione**, **Jamie A. Stark**, and **Elzie Golden** of the Administrative and Customer Services Division, **Francis Grailand Hall**, Chief, provided publications and printing management, graphics design and composition, and editorial review for print and electronic media. General direction and production management were provided by **Claudette E. Bennett**, Assistant Division Chief, and **Wanda Cevis**, Chief, Publications Services Branch.

Grateful acknowledgment is made of the cooperation of the federal government departments and agencies for providing information needed for this report.

For information regarding data in this report, contact Federal Programs Branch, Governments Division, U.S. Census Bureau, Washington, DC 20233. Telephone: 301-763-1565; E-mail: <govs.fas@census.gov>.

# Federal Aid to States for Fiscal Year 2007

Issued September 2008

FAS/07



**U.S. Department of Commerce**  
**Carlos M. Gutierrez,**  
Secretary

**John J. Sullivan,**  
Deputy Secretary

**Economics and Statistics Administration**  
**Cynthia A. Glassman,**  
Under Secretary  
for Economic Affairs

**U.S. CENSUS BUREAU**  
**Steve H. Murdock,**  
Director

SUGGESTED CITATION

U.S. Census Bureau,  
*Federal Aid to States  
for Fiscal Year 2007*,  
U.S. Government Printing Office,  
Washington, DC, 2008



**Economics  
and Statistics  
Administration**

**Cynthia A. Glassman,**  
Under Secretary  
for Economic Affairs



**U.S. CENSUS BUREAU**

**Steve H. Murdock,**  
Director

**Thomas L. Mesenbourg,**  
Acting Deputy Director and  
Chief Operating Officer

**C. Harvey Monk, Jr.,**  
Acting Associate Director  
for Economic Programs

**C. Harvey Monk, Jr.,**  
Assistant Director  
for Economic Programs

**Lisa M. Blumerman,**  
Chief, Governments Division

CONTENTS

|   |      |
|---|------|
| Introduction . . . . .  | v    |
| Figures   |      |
| 1. Federal Aid to State and Local Governments, Per Capita Ranges by State: Fiscal Year 2007 . . . . .   | vii  |
| 2. Federal Aid to State and Local Governments, Amounts and Percentages by Major Agency: Fiscal Year 2007 . . . . .  | viii |
| 3. Federal Aid to State and Local Governments, Amounts and Percentages by Major Program Area: Fiscal Year 2007 . . . . .  | viii |
| 4. Federal Aid to State and Local Governments, Annual Amounts by Major Agency: Fiscal Years 1981–2007 . . . . .   | ix   |
| 5. Federal Aid to State and Local Governments, Per Capita Amounts by State, by Agency: Fiscal Year 2007 . . . . .   | x    |
| 6. Federal Aid to State and Local Governments, Annual Amounts by Major Program Area: Fiscal Years 1981–2007 . . . . .   | xi   |
| 7. Federal Aid to State and Local Governments, Per Capita Amounts by State, by Major Program Area: Fiscal Year 2007 . . . . .   | xii  |
| Table   |      |
| 1. Federal Government Grants and Other Payments to State and Local Governments, by Agency and for Selected Programs, by State and Outlying Area: Fiscal Year 2007 . . . . . | 1    |
| Appendixes  |      |
| A. Agency and Selected Program Coverage for Columns in Table 1 . . . . .  | A-1  |
| B. State Coordinating Agencies, State Data Center Program, U.S. Census Bureau . . . . .   | B-1  |



# Introduction

---

This report presents data on federal government aid to state and local governments by state and U.S. outlying area. Coverage is restricted to federal government expenditures for grants to state and local governments for which data are available by state and outlying area. For fiscal year 2007 (October 1, 2006, to September 30, 2007), the statistics compiled cover \$439.8 billion. The data are shown by federal agency and program whenever possible.

This report also is available on the U.S. Census Bureau's Internet site at <[www.census.gov/govs/www/cffr.html](http://www.census.gov/govs/www/cffr.html)>.

## **CONSOLIDATED FEDERAL FUNDS REPORT SERIES**

### **Federal Aid to States**

This *Federal Aid to States* (FAS) report is one of two publications comprising the Consolidated Federal Funds Report (CFFR) series. The other publication is the *Consolidated Federal Funds Report for Fiscal Year 2007, State and County Areas*. For both publications, the data have been consolidated and tabulated in a standard format by the Census Bureau under the auspices of the U.S. Office of Management and Budget (OMB). The FAS report presents information similar to the grant data in the CFFR state and county areas publication, except that in this report grants to state and local governments represent actual expenditures of the federal government, and only grants to state and local governments are included. In the CFFR publication, federal grants generally represent obligations, and awards to state and local governments are not distinguished from grants to nongovernmental recipients.

All amounts of federal government grants and other payments to state and local governments represent actual cash outlays made during the fiscal year. Each federal government executive department and agency maintains annual data on grants and other payments to governmental units pursuant to OMB Circular A-11. The data are collected from federal agencies by the Census Bureau.

Prior to 1983, such data were incorporated into the report *Federal Aid to States*, published by the U.S. Department of the Treasury. The Treasury Department collected and published federal grants data in accordance with the former Treasury Circular 1014 and the annual Treasury Financial Manual. Both of these contained definitions and reporting guidelines consistent with OMB Circular A-11 and the current Census Bureau reporting guidelines.

For the years 1981 through 1997, the Census Bureau annually published the *Federal Expenditures by State* (FES) report. Table 2 of the FES publication covered "grants and other payments to state and local governments." Table 2 of FES provided statistics equivalent to those found in the Treasury Department's FAS series, as well as the Census Bureau's current FAS publication. In addition, the FES series published statistics on salaries and wages, direct payments for individuals, procurement, and other program areas. These other statistics are now being published as part of the *Consolidated Federal Funds Report for Fiscal Year 2007, State and County Areas*.

Hence, the Census Bureau publication *Federal Aid to States*, Table 2 of the previous Census Bureau publication *Federal Expenditures by State*, and the previous Treasury Department publication *Federal Aid to States* provide users with historically consistent statistics on federal agency payments to state and local governments.

Federal government aid to state and local governments includes the following:

1. Direct cash grants to state or local government units.
2. Payments for grants-in-kind, such as purchases of commodities distributed to state or local government institutions (e.g., school lunch and breakfast programs).
3. Payments to nongovernment entities when such payments result in cash or in-kind services passed on to state or local governments.
4. Payments to regional commissions and organizations that are redistributed to the state or local level.
5. Federal government payments to state and local governments for research and development that is an integral part of the provision of public services.
6. Federal revenues shared with state and local governments.

It should be noted that the outlays covered in Table 1 exclude federal government payments directly to individuals, profit or nonprofit institutions not covered above, and payments for services rendered. Grants to individuals and profit or nonprofit institutions and payments for services rendered are covered in the CFFR report.

The examination and edit process the Census Bureau uses includes a comparison of reported data to information submitted for the prior year and to outlay amounts supplied by the Office of Management and Budget. All grants

data are reconciled by budget account and to budget figures that each federal agency is required to submit annually to OMB, in accordance with OMB Circular A-11. Discrepancies are brought to the attention of the reporting agencies and, where warranted, revisions are made. OMB also provides assistance in the classification of grants and in ensuring compliance with the reporting requirements.

### State and County Areas Report

The CFFR state and county areas publication covers domestic federal expenditures for all object categories (direct payments, grants, procurement, and salaries and wages). The CFFR also covers three nonexpenditure object categories (direct loans, guaranteed loans, and insurance coverage). Users should consult the introductory text in the CFFR state and county areas publication for detailed explanations of the data reported there.

The work schedule employed by the Census Bureau in the collection and processing of fiscal year 2007 FAS data can be described approximately as follows:

|                          |   |
|--------------------------|---|
| September 30, 2007       | Federal fiscal year 2007 ended.   |
| December 12, 2007        | Requests made for annual fiscal year 2007 FAS data sources.   |
| August 18, 2008          | Received final annual fiscal year 2007 FAS data sources.  |
| August 19, 2008          | Completed processing all annual fiscal year 2007 FAS data.  |
| July–<br>August 19, 2008 | Conducted final analytical research and prepared text, data table, and appendix for publication copy.   |
| October 2, 2008          | Release of data and report on the Census Bureau's Web site<br>< <a href="http://www.census.gov/govs/www/cffr.html">www.census.gov/govs/www/cffr.html</a> >. |
| October 10, 2008         | Release of printed publication,<br><i>Federal Aid to States for Fiscal Year 2007</i> .  |

## RELIABILITY OF THE DATA

### Coverage Error and Nonresponse

Federal government departments and agencies provide all data in this report. Data are reviewed for accuracy and consistency, and compared to actual outlays in the federal budget to assure reasonableness and proper coverage. No attempts have been made to account for all federal government grants or outlays as reported in the federal budget, or as presented in the Census Bureau annual reports on government finances. The actual expenditure (outlay) data that comprise Table 1 in this report are obtained from a direct mailing to more than 50 departments and agencies of the federal government. Respondents were asked

to provide a state-by-state (plus outlying areas) distribution of outlays made to state and local governments during fiscal year 2007. These data represent not only outlays made, but also in-lieu-of tax payments, and various revenues shared with state and local governments. Because of the limited size of the respondent universe, nonresponse is generally not a problem. However, tardy submission of data by federal agencies occasionally requires the use of alternative data sources, such as the Federal Assistance Award Data System (FAADS), also maintained by the Census Bureau.

Wherever possible, this report uses statistics representing actual expenditures of the federal government during the fiscal year. Each agency reports a program/project name and/or budget account number to identify separately each project or budget account from which expenditures were made. Table 1 is an organized compilation, by department and agency and/or program, of over 600 of these state-by-state expenditure reports. Appendix A presents further detail about the individual expenditure programs that underlie the categories presented in Table 1.

### Processing and Response Error

Because FAS uses imported electronic data files that have been completed by the various federal agencies, Census Bureau processing involves summations and sorting, but little if any data keying. Routine edits applied to FAS data are, therefore, primarily intended to identify and correct keying or calculation errors made by respondents. Trend analysis on multiyear data series is employed to identify significant anomalies and interruptions in the kind of relative continuity expected of high dollar mandatory and discretionary programs.

### Coding

Geographic coding standards are applied to original data, whose submitting agencies employ varying geocoding reference files and methods. Data are sorted and grouped by geographic, agency, and program categories, and subjected to verification edits and trend analysis as discussed above.

## AVAILABILITY OF DATA

Print copies of the publication *Federal Aid to States for Fiscal Year 2007*, are available from Governments Division, U.S. Census Bureau, Washington, DC 20233-6800; telephone 301-763-1565. The publication is also available in PDF format at the following Web site:  
<[www.census.gov/govs/www/cffr.html](http://www.census.gov/govs/www/cffr.html)>.

## MEANING OF SYMBOLS

The symbol in the table has the following meaning:

- Represents zero or rounds to zero.



**Figure 1.  
Federal Aid to State and Local Governments, Per Capita Ranges by State: Fiscal Year 2007**

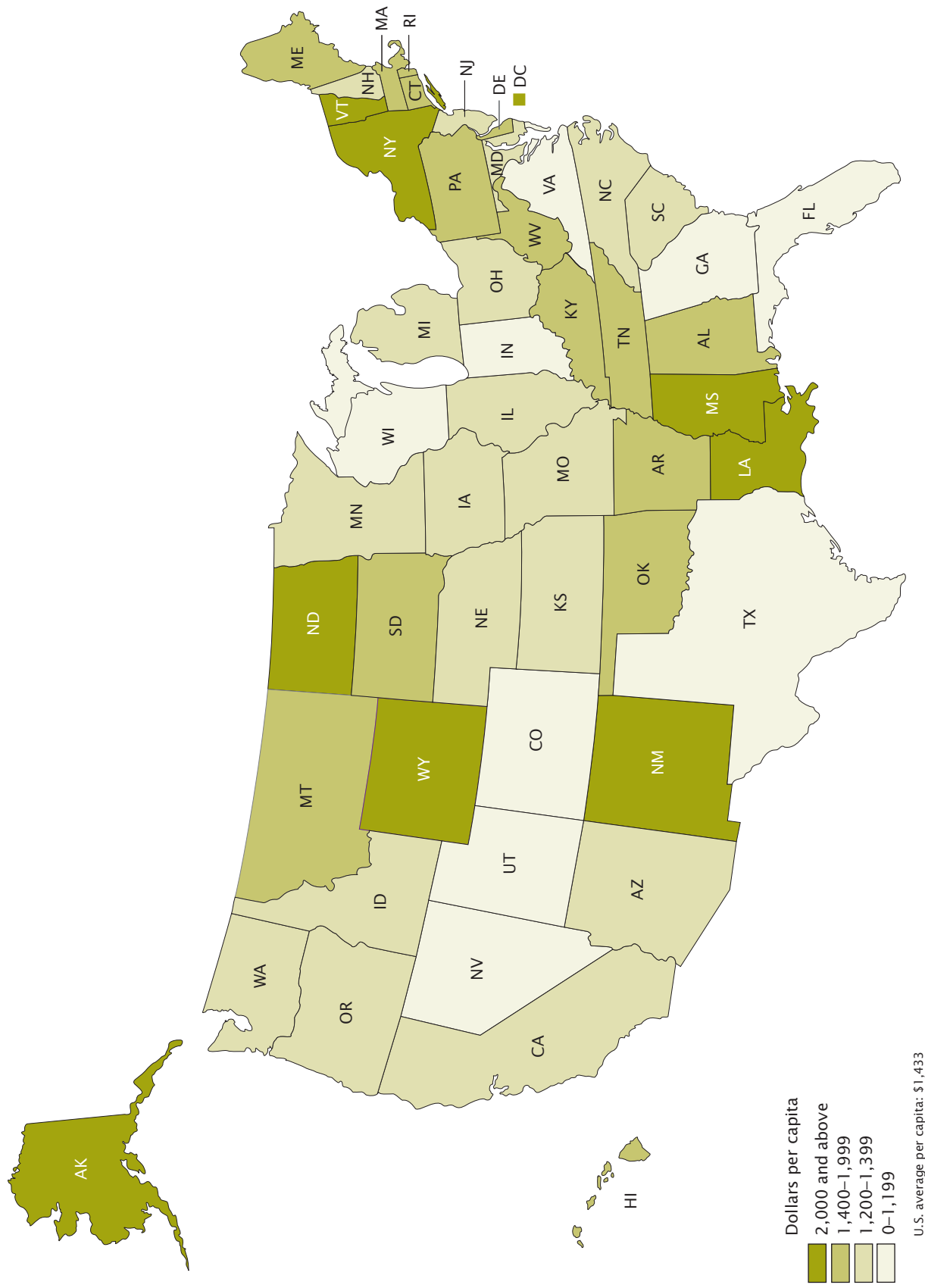


Figure 2.  
**Federal Aid to State and Local Governments, Amounts and Percentages  
 by Major Agency: Fiscal Year 2007**

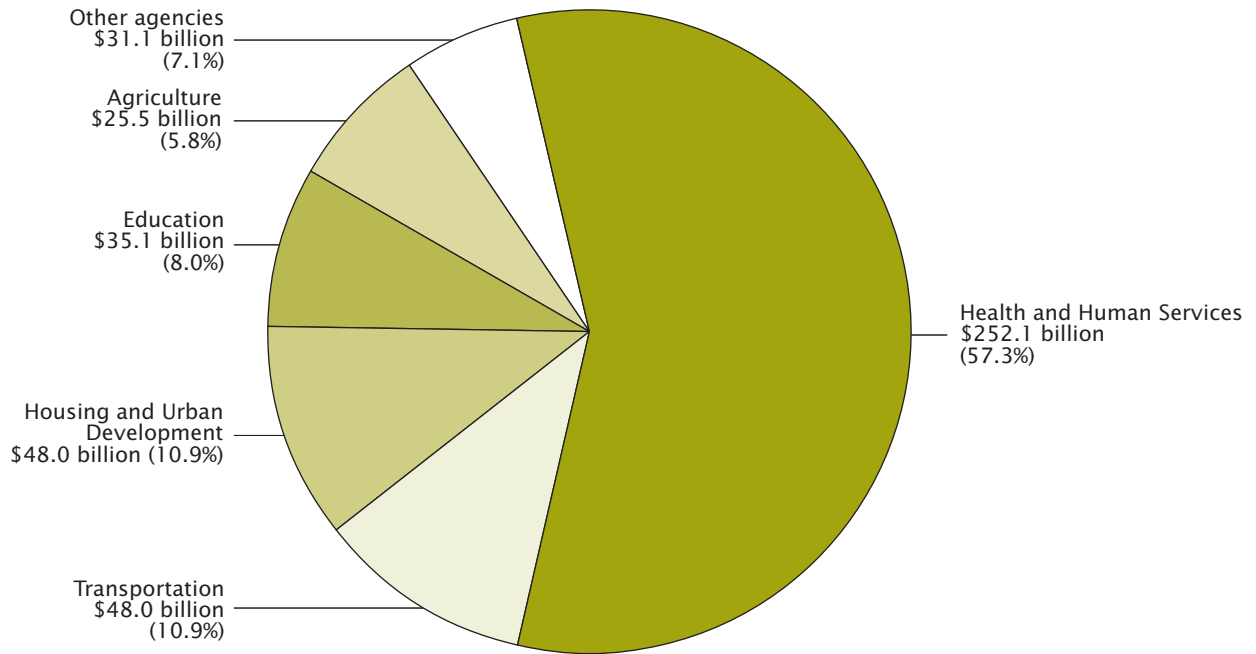
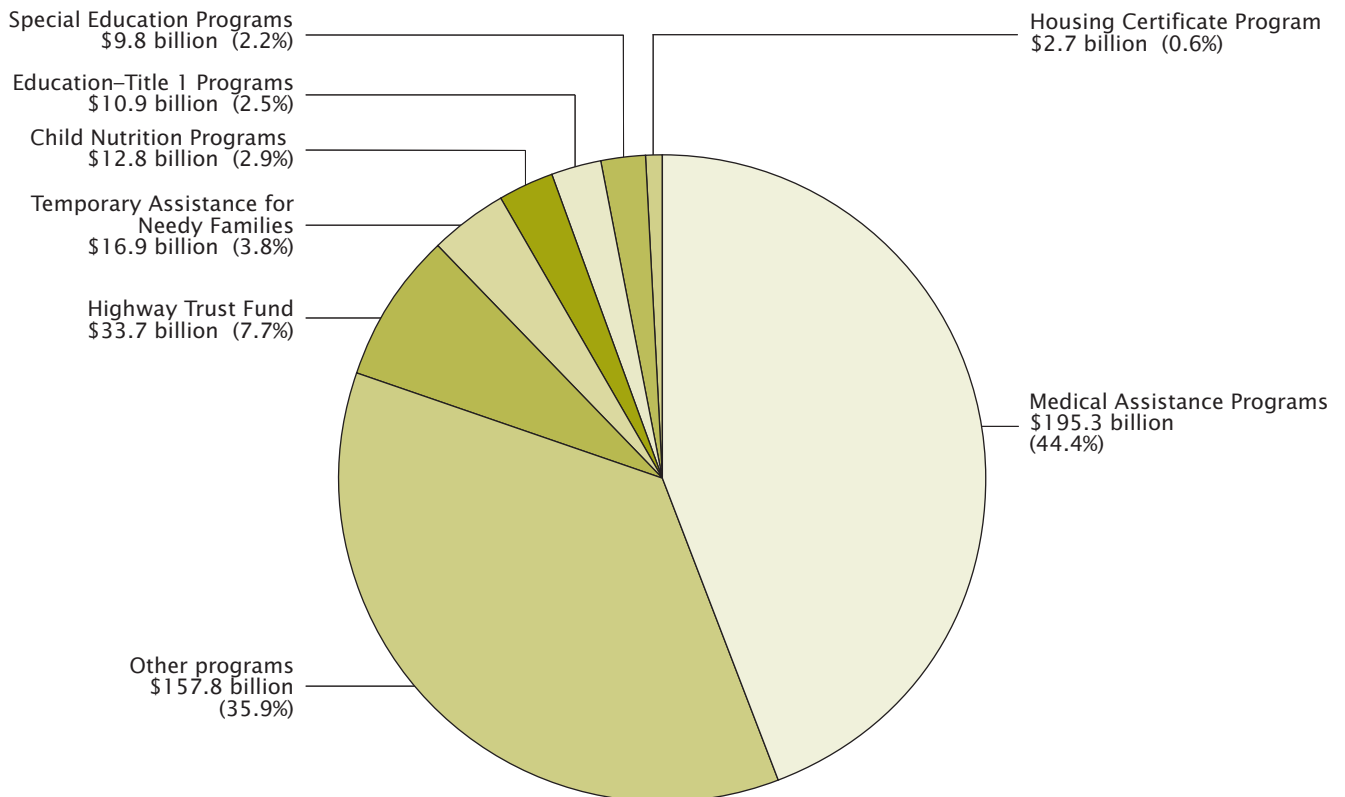
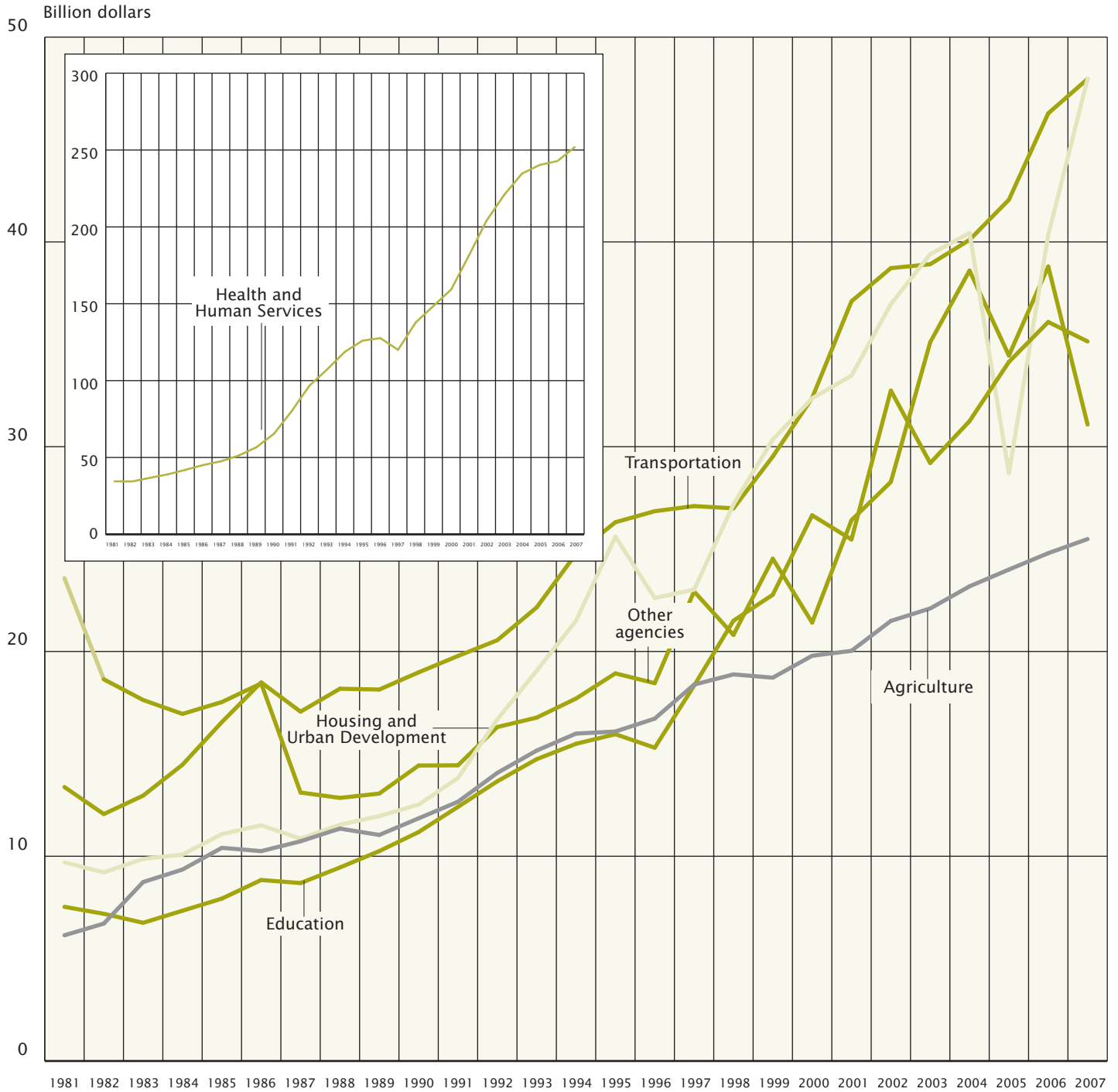


Figure 3.  
**Federal Aid to State and Local Governments, Amounts and Percentages  
 by Major Program Area: Fiscal Year 2007**

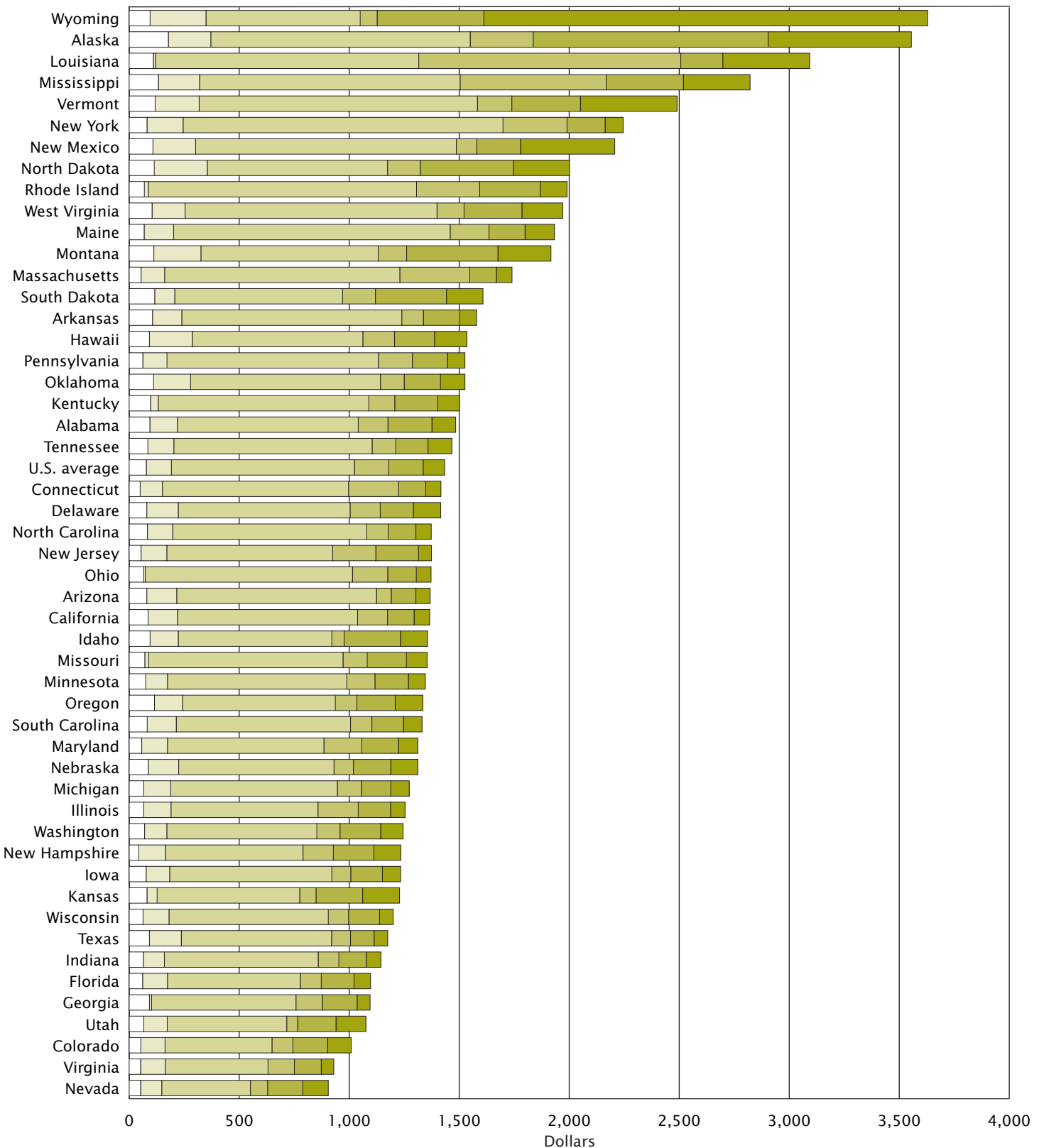
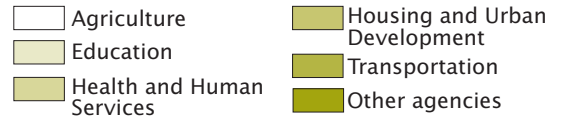


Note: Total federal aid to states and local governments in fiscal year 2007 was \$439.8 billion (100.0%).

Figure 4.  
**Federal Aid to State and Local Governments, Annual Amounts by Major Agency:  
 Fiscal Years 1981–2007**



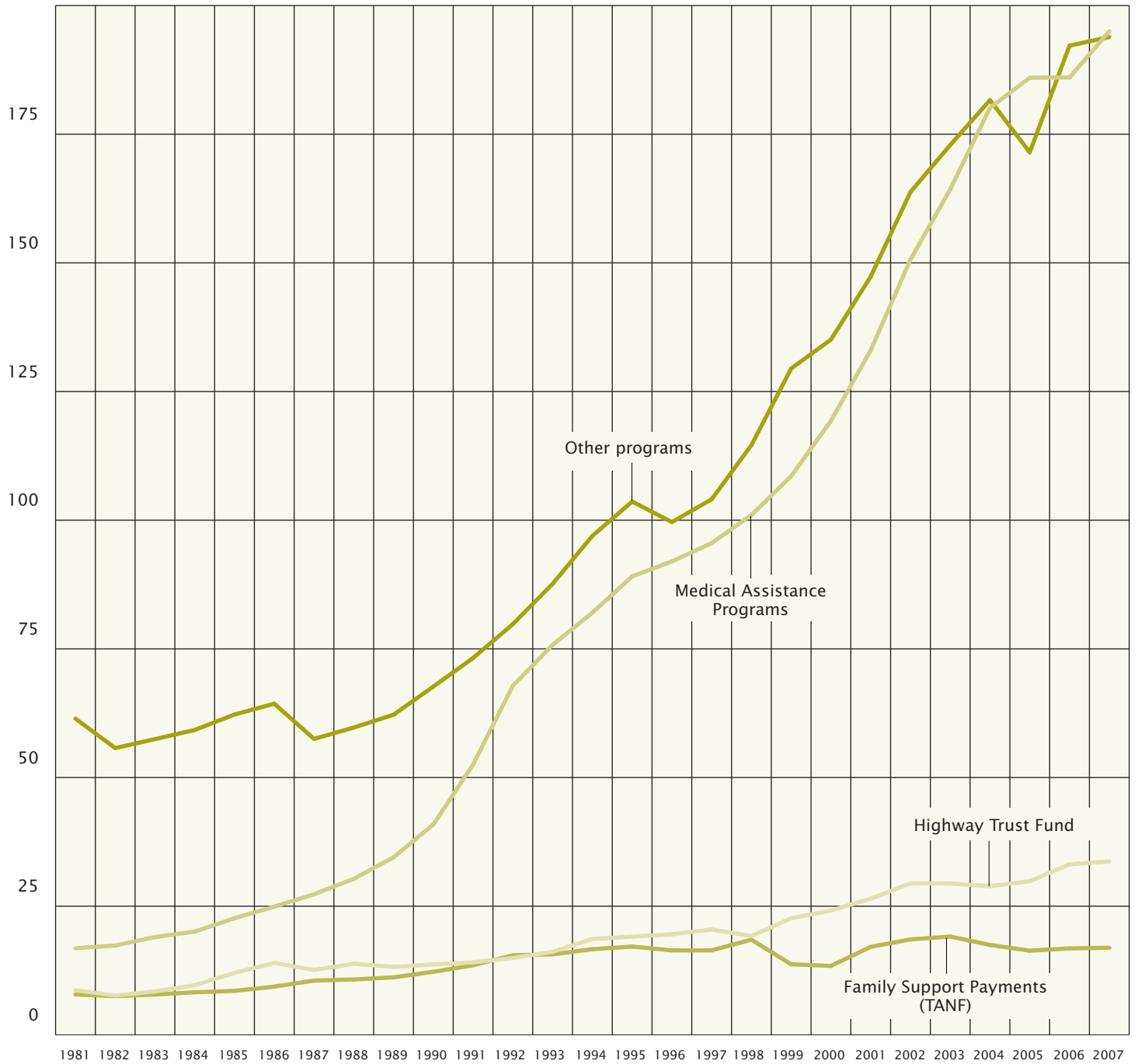
**Figure 5.**  
**Federal Aid to State and Local Governments, Per Capita Amounts by State, by Agency: Fiscal Year 2007**



Note: Chart excludes separate entry for the District of Columbia, which received \$3,632 total per capita federal aid.

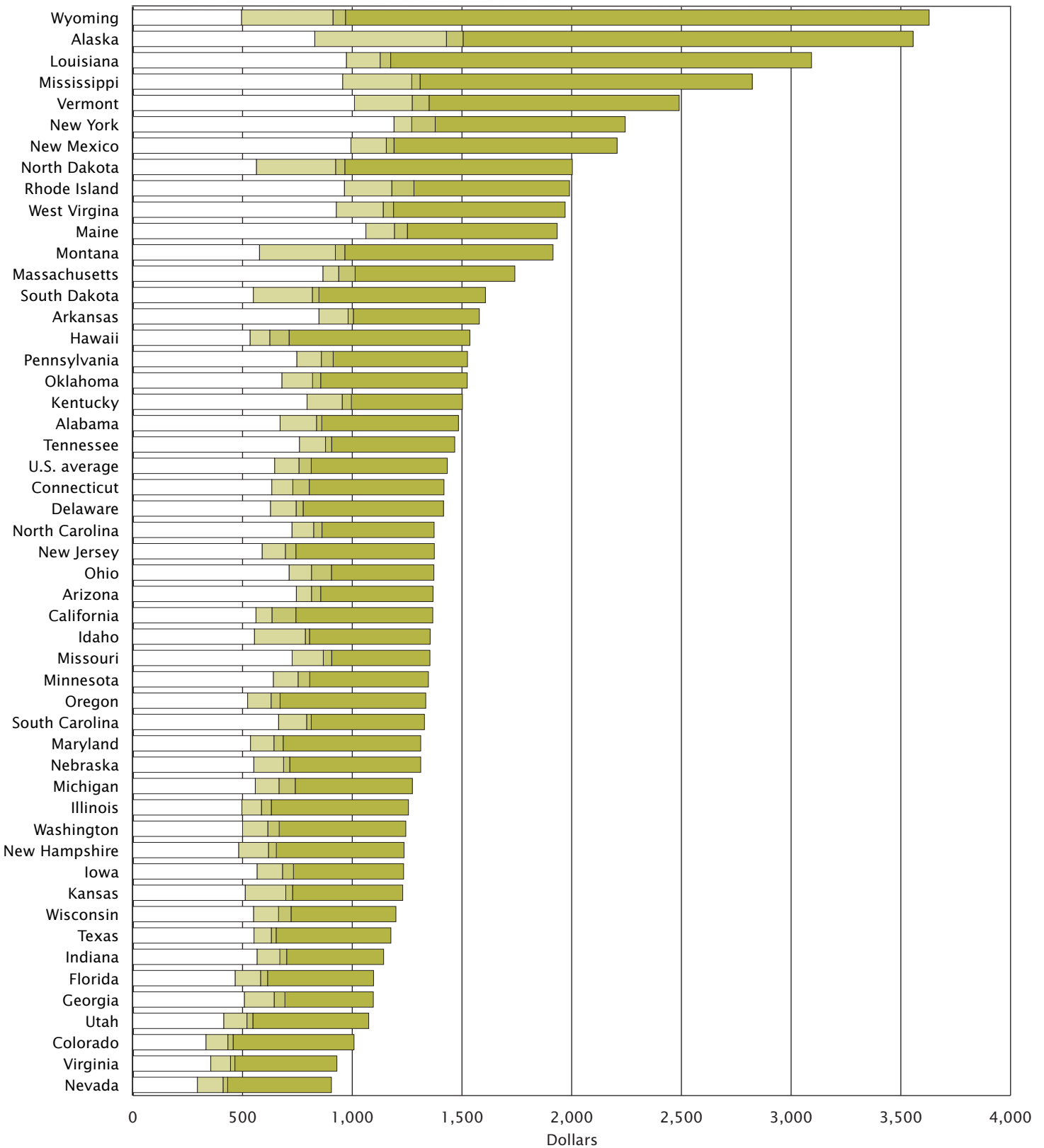
Figure 6.  
**Federal Aid to State and Local Governments, Annual Amounts by Major Program Area:  
 Fiscal Years 1981–2007**

200 Billion dollars



**Figure 7.**  
**Federal Aid to State and Local Governments, Per Capita Amounts by State, by Major Program Area: Fiscal Year 2007**

Medical Assistance Programs  
 Family Support Payments (TANF)  
 Highway Trust Fund  
 Other programs



Note: Chart excludes separate entry for the District of Columbia, which received \$3,632 total per capita federal aid.

**Table 1. Federal Government Grants and Other Payments to State and Local Governments, by Agency and for Selected Programs, by State and Outlying Area: Fiscal Year 2007**

[In thousand dollars. Detail may not add to total because of rounding. For meaning of abbreviations and symbols, see introductory text]

| State and outlying area             | Department of Agriculture |                   |                                |  |                      |                                   |                     |                                    |
|-------------------------------------|---------------------------|-------------------|--------------------------------|--|----------------------|-----------------------------------|---------------------|------------------------------------|
|                                     | Total                     | Total             | Agricultural Marketing Service | Cooperative State Research Education and Extension Service |                      |                                   | Farm Service Agency | Food Safety and Inspection Service |
|                                     |                           |                   |                                | Total  | Extension activities | Research and education activities |                     |                                    |
| <b>United States, total . . .</b>   | <b>439,794,255</b>        | <b>25,492,285</b> | <b>335,857</b>                 | <b>1,100,793</b>   | <b>889,080</b>       | <b>211,713</b>                    | <b>8,492</b>        | <b>43,653</b>                      |
| Alabama . . . . .                   | 6,869,216                 | 435,061           | 3,113                          | 29,666   | 26,386               | 3,280                             | 402                 | 1,480                              |
| Alaska . . . . .                    | 2,430,521                 | 121,914           | 878                            | 11,241   | 8,495                | 2,746                             | —                   | —                                  |
| Arizona . . . . .                   | 8,672,076                 | 505,734           | 12,137                         | 12,275   | 8,426                | 3,849                             | 63                  | 583                                |
| Arkansas . . . . .                  | 4,474,127                 | 301,454           | 2,201                          | 26,224   | 22,372               | 3,852                             | 375                 | —                                  |
| California . . . . .                | 49,976,123                | 3,152,968         | 44,305                         | 48,343   | 28,390               | 19,953                            | 458                 | 173                                |
| Colorado . . . . .                  | 4,899,828                 | 256,871           | 6,755                          | 16,562   | 12,565               | 3,997                             | —                   | 43                                 |
| Connecticut . . . . .               | 4,963,217                 | 175,897           | 1,589                          | 6,478  | 4,965                | 1,513                             | —                   | —                                  |
| Delaware . . . . .                  | 1,225,147                 | 69,359            | 665                            | 9,688  | 7,584                | 2,104                             | 83                  | 486                                |
| District of Columbia . . . . .      | 2,136,774                 | 62,513            | 1,837                          | 1,132  | 1,026                | 106                               | 161                 | —                                  |
| Florida . . . . .                   | 20,033,318                | 1,117,608         | 8,886                          | 31,119   | 22,364               | 8,755                             | 34                  | —                                  |
| Georgia . . . . .                   | 10,464,667                | 881,808           | 6,074                          | 32,362   | 26,193               | 6,169                             | 151                 | —                                  |
| Hawaii . . . . .                    | 1,971,261                 | 118,441           | 563                            | 17,880   | 13,636               | 4,244                             | 215                 | —                                  |
| Idaho . . . . .                     | 2,031,444                 | 141,857           | 1,929                          | 11,044   | 9,242                | 1,802                             | —                   | —                                  |
| Illinois . . . . .                  | 16,141,296                | 849,685           | 10,118                         | 33,095   | 23,771               | 9,324                             | —                   | 5,729                              |
| Indiana . . . . .                   | 7,258,217                 | 405,848           | 5,067                          | 22,028   | 18,577               | 3,451                             | —                   | 1,606                              |
| Iowa . . . . .                      | 3,688,096                 | 229,966           | 2,209                          | 32,735   | 26,173               | 6,562                             | —                   | 1,461                              |
| Kansas . . . . .                    | 3,414,547                 | 225,709           | 2,870                          | 22,190   | 18,248               | 3,942                             | 6                   | 1,735                              |
| Kentucky . . . . .                  | 6,369,952                 | 410,805           | 5,952                          | 27,850   | 25,363               | 2,487                             | 142                 | —                                  |
| Louisiana . . . . .                 | 13,277,649                | 471,799           | 14,374                         | 15,473   | 14,130               | 1,343                             | 136                 | 2,299                              |
| Maine . . . . .                     | 2,546,360                 | 89,615            | 795                            | 8,690  | 7,503                | 1,187                             | 120                 | 127                                |
| Maryland . . . . .                  | 7,371,973                 | 318,640           | 2,822                          | 20,655   | 12,540               | 8,115                             | 79                  | —                                  |
| Massachusetts . . . . .             | 11,223,856                | 348,584           | 3,647                          | 11,053   | 6,680                | 4,373                             | 96                  | —                                  |
| Michigan . . . . .                  | 12,821,817                | 660,615           | 22,366                         | 33,670   | 25,623               | 8,047                             | 23                  | —                                  |
| Minnesota . . . . .                 | 7,000,530                 | 391,982           | 6,334                          | 28,672   | 22,197               | 6,475                             | 35                  | 767                                |
| Mississippi . . . . .               | 8,239,349                 | 389,171           | 4,565                          | 35,043   | 30,705               | 4,338                             | 119                 | 1,303                              |
| Missouri . . . . .                  | 7,955,220                 | 416,372           | 5,340                          | 25,664   | 22,756               | 2,908                             | 84                  | 568                                |
| Montana . . . . .                   | 1,834,958                 | 107,449           | 3,151                          | 14,806   | 11,908               | 2,898                             | 288                 | 523                                |
| Nebraska . . . . .                  | 2,328,166                 | 154,167           | 3,618                          | 18,547   | 14,875               | 3,672                             | 96                  | —                                  |
| Nevada . . . . .                    | 2,320,299                 | 132,302           | 3,004                          | 4,139  | 3,587                | 552                               | —                   | —                                  |
| New Hampshire . . . . .             | 1,626,335                 | 56,157            | 2,145                          | 4,633  | 3,867                | 766                               | —                   | —                                  |
| New Jersey . . . . .                | 11,929,042                | 469,364           | 4,591                          | 14,184   | 12,882               | 1,302                             | —                   | 582                                |
| New Mexico . . . . .                | 4,347,325                 | 213,552           | 6,671                          | 8,483  | 5,476                | 3,007                             | 319                 | 565                                |
| New York . . . . .                  | 43,297,002                | 1,558,038         | 19,612                         | 39,824   | 30,268               | 9,556                             | —                   | 61                                 |
| North Carolina . . . . .            | 12,447,638                | 753,884           | 6,906                          | 49,032   | 38,722               | 10,310                            | 89                  | 3,736                              |
| North Dakota . . . . .              | 1,280,610                 | 73,012            | 3,243                          | 10,752   | 8,412                | 2,340                             | 1                   | 230                                |
| Ohio . . . . .                      | 15,731,194                | 754,671           | 10,359                         | 30,165   | 25,311               | 4,854                             | —                   | 4,046                              |
| Oklahoma . . . . .                  | 5,515,791                 | 400,116           | 14,466                         | 20,080   | 18,051               | 2,029                             | 203                 | 1,372                              |
| Oregon . . . . .                    | 5,003,116                 | 432,398           | 3,240                          | 15,153   | 10,545               | 4,608                             | —                   | —                                  |
| Pennsylvania . . . . .              | 18,980,785                | 773,190           | 9,247                          | 30,850   | 26,364               | 4,486                             | —                   | —                                  |
| Rhode Island . . . . .              | 2,105,383                 | 72,769            | 925                            | 5,360  | 4,406                | 954                               | —                   | —                                  |
| South Carolina . . . . .            | 5,863,090                 | 359,831           | 3,880                          | 15,230   | 14,162               | 1,068                             | —                   | 1,667                              |
| South Dakota . . . . .              | 1,279,610                 | 92,082            | 6,509                          | 10,585   | 9,461                | 1,124                             | —5                  | 628                                |
| Tennessee . . . . .                 | 9,030,547                 | 523,978           | 7,036                          | 27,964   | 25,541               | 2,423                             | —                   | —                                  |
| Texas . . . . .                     | 28,104,228                | 2,208,632         | 21,685                         | 60,337   | 52,070               | 8,267                             | 209                 | 3,997                              |
| Utah . . . . .                      | 2,844,957                 | 174,311           | 1,341                          | 14,705   | 12,154               | 2,551                             | —                   | 1,160                              |
| Vermont . . . . .                   | 1,546,393                 | 73,016            | 970                            | 11,553   | 8,219                | 3,334                             | 113                 | 599                                |
| Virginia . . . . .                  | 7,172,601                 | 402,271           | 3,314                          | 28,193   | 24,879               | 3,314                             | 138                 | 1,484                              |
| Washington . . . . .                | 8,049,888                 | 450,150           | 6,462                          | 22,858   | 17,180               | 5,678                             | 205                 | —                                  |
| West Virginia . . . . .             | 3,571,196                 | 188,640           | 1,199                          | 14,005   | 13,306               | 699                               | —                   | 683                                |
| Wisconsin . . . . .                 | 6,718,512                 | 352,226           | 8,513                          | 27,645   | 22,432               | 5,213                             | —                   | 3,606                              |
| Wyoming . . . . .                   | 1,897,562                 | 49,850            | 609                            | 6,060  | 5,146                | 914                               | —                   | 313                                |
| American Samoa . . . . .            | 134,952                   | 25,404            | —                              | 2,047  | 2,047                | —                                 | —                   | —                                  |
| Fed. States of Micronesia . . . . . | 98,120                    | 398               | —                              | —  | —                    | —                                 | 54                  | —                                  |
| Guam . . . . .                      | 307,692                   | 21,921            | 69                             | 3,232  | 2,934                | 298                               | —                   | —                                  |
| Marshall Islands . . . . .          | 89,825                    | —                 | —                              | —  | —                    | —                                 | —                   | —                                  |
| Northern Marianas . . . . .         | 89,008                    | 17,347            | 22                             | —  | —                    | —                                 | —                   | 41                                 |
| Palau . . . . .                     | 25,461                    | 55                | —                              | —  | —                    | —                                 | —                   | —                                  |
| Puerto Rico . . . . .               | 5,404,926                 | 2,014,574         | 5,303                          | 17,201   | 16,727               | 474                               | —                   | —                                  |
| Virgin Islands . . . . .            | 233,194                   | 31,749            | 59                             | 2,338  | 2,238                | 100                               | —                   | —                                  |
| Undistributed . . . . .             | 1,128,269                 | 4,505             | 317                            | —  | —                    | —                                 | 4,000               | —                                  |

See footnotes at end of table.

**Table 1. Federal Government Grants and Other Payments to State and Local Governments, by Agency and for Selected Programs, by State and Outlying Area: Fiscal Year 2007—Con.**

[In thousand dollars. Detail may not add to total because of rounding. For meaning of abbreviations and symbols, see introductory text]

| State and outlying area             | Department of Agriculture—Con. |                          |                               |                                 |   |                |                                 |   |                            |                         |               |
|-------------------------------------|--------------------------------|--------------------------|-------------------------------|---------------------------------|---|----------------|---------------------------------|---|----------------------------|-------------------------|---------------|
|                                     | Food and Nutrition Service     |                          |                               |                                 |   | Forest Service |                                 |   |                            |                         |               |
|                                     | Total                          | Child nutrition programs | Commodity assistance programs | Food Stamp program <sup>1</sup> | Special supplemental food program (WIC) | Total          | Payments to states and counties | Rural community and emergency fire fighting program | State and private forestry | National Forest Service | Other         |
| <b>United States, total . . .</b>   | <b>22,866,685</b>              | <b>12,765,229</b>        | <b>191,093</b>                | <b>4,601,340</b>                | <b>5,309,023</b>                        | <b>496,404</b> | <b>390,304</b>                  | <b>5,138</b>  | <b>70,993</b>              | <b>4,045</b>            | <b>25,924</b> |
| Alabama . . . . .                   | 385,364                        | 239,857                  | 3,753                         | 43,965                          | 97,789                                  | 3,536          | 2,129                           | —   | 1,407                      | —                       | —             |
| Alaska . . . . .                    | 69,756                         | 37,281                   | 590                           | 10,180                          | 21,705                                  | 9,343          | 9,343                           | —   | —                          | —                       | —             |
| Arizona . . . . .                   | 448,203                        | 278,507                  | 3,698                         | 52,614                          | 113,384                                 | 23,017         | 7,460                           | —   | 798                        | —                       | 14,759        |
| Arkansas . . . . .                  | 246,171                        | 162,391                  | 1,711                         | 23,464                          | 58,605                                  | 7,891          | 6,993                           | —   | 898                        | —                       | —             |
| California . . . . .                | 2,941,652                      | 1,589,917                | 16,801                        | 510,992                         | 823,942                                 | 100,512        | 67,223                          | 2,171   | 21,672                     | 3,437                   | 6,009         |
| Colorado . . . . .                  | 214,289                        | 124,848                  | 2,858                         | 30,162                          | 56,421                                  | 11,472         | 6,431                           | 515   | 4,026                      | 257                     | 243           |
| Connecticut . . . . .               | 163,786                        | 94,592                   | 1,738                         | 28,339                          | —                                       | —              | —                               | —   | —                          | —                       | —             |
| Delaware . . . . .                  | 58,245                         | 35,671                   | 598                           | 10,439                          | —                                       | —              | —                               | —   | —                          | —                       | —             |
| District of Columbia . . . . .      | 59,383                         | 29,109                   | 1,651                         | 16,172                          | —                                       | —              | —                               | —   | —                          | —                       | —             |
| Florida . . . . .                   | 1,063,579                      | 708,635                  | 5,897                         | 70,293                          | 278,754                                 | 3,734          | 2,499                           | —   | 1,235                      | —                       | —             |
| Georgia . . . . .                   | 820,182                        | 545,279                  | 5,502                         | 73,905                          | 195,496                                 | 2,962          | 1,227                           | —   | 1,735                      | —                       | —             |
| Hawaii . . . . .                    | 93,616                         | 46,735                   | 864                           | 16,309                          | 29,708                                  | 2,746          | —                               | —   | 2,695                      | —                       | 51            |
| Idaho . . . . .                     | 92,944                         | 59,488                   | 615                           | 12,038                          | 20,803                                  | 30,611         | 21,246                          | 688   | 8,667                      | —                       | 10            |
| Illinois . . . . .                  | 787,573                        | 486,942                  | 6,157                         | 108,094                         | 186,380                                 | 334            | 304                             | —   | 30                         | —                       | —             |
| Indiana . . . . .                   | 366,866                        | 239,024                  | 3,207                         | 42,230                          | 82,405                                  | 130            | 130                             | —   | —                          | —                       | —             |
| Iowa . . . . .                      | 177,492                        | 113,354                  | 2,851                         | 20,347                          | —                                       | —              | —                               | —   | —                          | —                       | —             |
| Kansas . . . . .                    | 186,387                        | 128,381                  | 829                           | 17,628                          | 39,549                                  | 1,640          | —                               | 7   | 1,626                      | —                       | 7             |
| Kentucky . . . . .                  | 353,557                        | 217,969                  | 3,641                         | 40,809                          | 91,138                                  | 1,609          | 681                             | —   | 928                        | —                       | —             |
| Louisiana . . . . .                 | 423,791                        | 273,646                  | 10,166                        | 53,430                          | 86,549                                  | 4,618          | 3,719                           | —   | 899                        | —                       | —             |
| Maine . . . . .                     | 71,535                         | 43,603                   | 1,574                         | 10,296                          | 16,062                                  | 41             | 41                              | —   | —                          | —                       | —             |
| Maryland . . . . .                  | 287,496                        | 167,464                  | 2,460                         | 43,207                          | 74,365                                  | 8              | —                               | —   | 8                          | —                       | —             |
| Massachusetts . . . . .             | 330,098                        | 196,420                  | 2,610                         | 52,755                          | —                                       | —              | —                               | —   | —                          | —                       | —             |
| Michigan . . . . .                  | 582,603                        | 322,423                  | 10,180                        | 109,356                         | 140,644                                 | 2,306          | 2,290                           | —   | —                          | —                       | 16            |
| Minnesota . . . . .                 | 338,130                        | 191,040                  | 3,500                         | 63,331                          | 80,259                                  | 4,321          | 4,061                           | —   | —                          | 219                     | 41            |
| Mississippi . . . . .               | 316,704                        | 215,315                  | 2,653                         | 30,043                          | 68,693                                  | 9,311          | 8,270                           | —   | 1,041                      | —                       | —             |
| Missouri . . . . .                  | 364,879                        | 234,059                  | 3,145                         | 50,428                          | 77,247                                  | 2,765          | 2,765                           | —   | —                          | —                       | —             |
| Montana . . . . .                   | 63,092                         | 35,807                   | 1,318                         | 12,730                          | 13,237                                  | 20,033         | 13,028                          | 465   | 6,424                      | —                       | 116           |
| Nebraska . . . . .                  | 125,036                        | 80,895                   | 1,758                         | 16,763                          | 25,620                                  | 1,580          | 55                              | 100   | 1,415                      | —                       | 10            |
| Nevada . . . . .                    | 118,811                        | 72,833                   | 962                           | 17,180                          | 27,836                                  | 2,271          | 438                             | 288   | 1,453                      | 28                      | 64            |
| New Hampshire . . . . .             | 42,813                         | 24,130                   | 979                           | 7,031                           | 10,673                                  | 574            | 571                             | 3   | —                          | —                       | —             |
| New Jersey . . . . .                | 446,044                        | 255,124                  | 4,254                         | 87,916                          | —                                       | —              | —                               | —   | —                          | —                       | —             |
| New Mexico . . . . .                | 182,613                        | 133,726                  | 1,297                         | 5,621                           | 41,969                                  | 2,779          | 2,379                           | 77  | 49                         | 25                      | 249           |
| New York . . . . .                  | 1,480,035                      | 827,905                  | 15,226                        | 281,495                         | 355,409                                 | 17             | 17                              | —   | —                          | —                       | —             |
| North Carolina . . . . .            | 671,997                        | 425,035                  | 4,619                         | 82,063                          | 160,280                                 | 1,074          | 1,019                           | —   | 55                         | —                       | —             |
| North Dakota . . . . .              | 49,484                         | 28,411                   | 826                           | 9,626                           | 10,621                                  | 1,341          | —                               | 309   | 998                        | —                       | 34            |
| Ohio . . . . .                      | 691,696                        | 385,086                  | 7,101                         | 131,631                         | 167,878                                 | 86             | 86                              | —   | —                          | —                       | —             |
| Oklahoma . . . . .                  | 347,588                        | 211,129                  | 2,316                         | 53,992                          | 80,151                                  | 1,772          | 1,236                           | —   | 536                        | —                       | —             |
| Oregon . . . . .                    | 256,182                        | 133,133                  | 2,548                         | 59,447                          | 61,054                                  | 153,174        | 153,161                         | —   | 13                         | —                       | —             |
| Pennsylvania . . . . .              | 688,222                        | 376,890                  | 8,710                         | 153,724                         | 148,898                                 | 10,535         | 6,478                           | —   | —                          | —                       | 4,057         |
| Rhode Island . . . . .              | 64,537                         | 36,335                   | 700                           | 10,135                          | —                                       | —              | —                               | —   | —                          | —                       | —             |
| South Carolina . . . . .            | 323,241                        | 220,432                  | 2,907                         | 21,457                          | 78,445                                  | 5,243          | 3,281                           | —   | 1,962                      | —                       | —             |
| South Dakota . . . . .              | 64,333                         | 36,819                   | 1,054                         | 12,287                          | 14,173                                  | 5,831          | 3,830                           | 275   | 1,712                      | —                       | 14            |
| Tennessee . . . . .                 | 473,470                        | 290,149                  | 4,973                         | 60,536                          | 117,812                                 | 2,053          | 559                             | —   | 1,494                      | —                       | —             |
| Texas . . . . .                     | 2,085,724                      | 1,409,205                | 11,533                        | 175,898                         | 489,088                                 | 6,366          | 4,658                           | —   | 1,629                      | 79                      | —             |
| Utah . . . . .                      | 149,653                        | 92,015                   | 928                           | 23,405                          | 33,305                                  | 3,745          | 2,063                           | 171   | 1,494                      | —                       | 17            |
| Vermont . . . . .                   | 50,823                         | 18,514                   | 582                           | 19,100                          | 12,627                                  | 391            | 391                             | —   | —                          | —                       | —             |
| Virginia . . . . .                  | 356,051                        | 184,028                  | 1,431                         | 81,882                          | 88,710                                  | 2,273          | 944                             | —   | 1,329                      | —                       | —             |
| Washington . . . . .                | 367,440                        | 205,003                  | 2,728                         | 55,044                          | 104,665                                 | 43,117         | 42,951                          | —   | 31                         | —                       | 135           |
| West Virginia . . . . .             | 134,183                        | 84,746                   | 1,369                         | 16,771                          | 31,297                                  | 2,018          | 2,018                           | —   | —                          | —                       | —             |
| Wisconsin . . . . .                 | 297,786                        | 176,182                  | 3,354                         | 49,585                          | 68,665                                  | 1,895          | 1,895                           | —   | —                          | —                       | —             |
| Wyoming . . . . .                   | 31,997                         | 18,325                   | 232                           | 5,804                           | 7,636                                   | 4,042          | 2,383                           | 69  | 1,505                      | —                       | 85            |
| American Samoa . . . . .            | 23,119                         | 11,441                   | 23                            | 4,863                           | 6,792                                   | 238            | —                               | —   | 238                        | —                       | —             |
| Fed. States of Micronesia . . . . . | —                              | —                        | —                             | —                               | —                                       | 158            | —                               | —   | 158                        | —                       | —             |
| Guam . . . . .                      | 18,167                         | 7,810                    | 124                           | 2,917                           | 7,316                                   | 453            | —                               | —   | 453                        | —                       | —             |
| Marshall Islands . . . . .          | —                              | —                        | —                             | —                               | —                                       | —              | —                               | —   | —                          | —                       | —             |
| Northern Marianas . . . . .         | 17,007                         | 6,693                    | 247                           | 9,766                           | 301                                     | 277            | —                               | —   | 270                        | —                       | 7             |
| Palau . . . . .                     | —                              | —                        | —                             | —                               | —                                       | 55             | —                               | —   | 55                         | —                       | —             |
| Puerto Rico . . . . .               | 1,971,958                      | 181,047                  | 5,926                         | 1,584,772                       | 200,213                                 | 106            | 51                              | —   | 55                         | —                       | —             |
| Virgin Islands . . . . .            | 29,302                         | 14,431                   | 1,819                         | 7,073                           | —                                       | —              | —                               | —   | —                          | —                       | —             |
| Undistributed . . . . .             | —                              | —                        | —                             | —                               | —                                       | —              | —                               | —   | —                          | —                       | —             |

See footnotes at end of table.



**Table 1. Federal Government Grants and Other Payments to State and Local Governments, by Agency and for Selected Programs, by State and Outlying Area: Fiscal Year 2007—Con.**

[In thousand dollars. Detail may not add to total because of rounding. For meaning of abbreviations and symbols, see introductory text]

| State and outlying area             | Department of Agriculture—Con.          |                              |                             |   |                             |   |                    |                                 |
|-------------------------------------|---|------------------------------|-----------------------------|---|-----------------------------|---|--------------------|---------------------------------|
|                                     | Natural Resources Conservation Services | Rural development activities |                             |   |                             |   |                    | Appalachian Regional Commission |
|                                     |   | Total                        | Community facilities grants | Rural, regional, and cooperative development programs | Housing preservation grants | Water systems and waste disposal systems grants | Other <sup>2</sup> |                                 |
| <b>United States, total . . .</b>   | <b>56,747</b>                           | <b>583,654</b>               | <b>29,298</b>               | <b>51,499</b>   | <b>6,532</b>                | <b>454,611</b>                                  | <b>41,714</b>      | <b>65,070</b>                   |
| Alabama . . . . .                   | 16                                      | 11,484                       | 579                         | 402   | 49                          | 10,056  | 398                | 5,371                           |
| Alaska . . . . .                    | 341                                     | 30,355                       | 2,186                       | 578   | 127                         | 27,464  | —                  | —                               |
| Arizona . . . . .                   | 1,627                                   | 7,829                        | 207                         | 1,406   | 213                         | 5,817   | 186                | —                               |
| Arkansas . . . . .                  | 1,959                                   | 16,633                       | 1,279                       | 883   | 613                         | 13,734  | 124                | —                               |
| California . . . . .                | 3,055                                   | 14,470                       | 970                         | 2,145   | 102                         | 6,474   | 4,779              | —                               |
| Colorado . . . . .                  | 131                                     | 7,619                        | 290                         | 681   | 50                          | 3,351   | 3,247              | —                               |
| Connecticut . . . . .               | —                                       | 4,044                        | —                           | 77  | 24                          | 3,888   | 55                 | 10                              |
| Delaware . . . . .                  | —                                       | 192                          | 39                          | 64  | 50                          | 39  | —                  | —                               |
| District of Columbia . . . . .      | —                                       | —                            | —                           | —   | —                           | —   | —                  | 192                             |
| Florida . . . . .                   | 86                                      | 10,170                       | 50                          | 1,734   | —                           | 8,147   | 239                | 2                               |
| Georgia . . . . .                   | 369                                     | 19,708                       | 934                         | 2,199   | 27                          | 13,161  | 3,387              | 4,306                           |
| Hawaii . . . . .                    | 1,358                                   | 2,063                        | 76                          | 80  | 137                         | 1,525   | 245                | —                               |
| Idaho . . . . .                     | 126                                     | 5,203                        | 49                          | 448   | 37                          | 4,388   | 281                | —                               |
| Illinois . . . . .                  | 374                                     | 12,462                       | 1,069                       | 1,026   | 194                         | 8,539   | 1,634              | —                               |
| Indiana . . . . .                   | —                                       | 10,151                       | 90                          | 291   | 59                          | 9,543   | 168                | —                               |
| Iowa . . . . .                      | 4,685                                   | 11,384                       | 1,556                       | 3,826   | 73                          | 5,724   | 205                | —                               |
| Kansas . . . . .                    | 532                                     | 10,349                       | 147                         | 506   | 182                         | 9,071   | 443                | —                               |
| Kentucky . . . . .                  | 455                                     | 21,240                       | 497                         | 1,260   | 419                         | 14,616  | 4,448              | 12,412                          |
| Louisiana . . . . .                 | 410                                     | 10,698                       | 1,041                       | 629   | 421                         | 8,341   | 266                | —                               |
| Maine . . . . .                     | 100                                     | 8,207                        | 443                         | 2,064   | 53                          | 5,156   | 491                | —                               |
| Maryland . . . . .                  | 12                                      | 7,568                        | 98                          | 1,442   | —                           | 5,020   | 1,008              | 2,515                           |
| Massachusetts . . . . .             | 3                                       | 3,687                        | 51                          | 261   | 64                          | 2,909   | 402                | 18                              |
| Michigan . . . . .                  | 9                                       | 19,638                       | 1,309                       | 1,475   | 458                         | 16,274  | 122                | —                               |
| Minnesota . . . . .                 | 968                                     | 12,755                       | 388                         | 1,946   | 148                         | 10,062  | 211                | —                               |
| Mississippi . . . . .               | 2,281                                   | 19,845                       | 2,006                       | 3,310   | —                           | 13,887  | 642                | 5,572                           |
| Missouri . . . . .                  | 3,515                                   | 13,557                       | 874                         | 975   | —                           | 11,682  | 26                 | —                               |
| Montana . . . . .                   | 297                                     | 5,259                        | 720                         | 707   | 37                          | 3,649   | 146                | —                               |
| Nebraska . . . . .                  | 826                                     | 4,464                        | 408                         | 585   | 39                          | 3,242   | 190                | —                               |
| Nevada . . . . .                    | —                                       | 4,077                        | 106                         | 77  | —                           | 3,298   | 596                | —                               |
| New Hampshire . . . . .             | —                                       | 5,992                        | 253                         | 732   | —                           | 4,999   | 8                  | —                               |
| New Jersey . . . . .                | —                                       | 3,963                        | 362                         | 101   | 29                          | 3,471   | —                  | —                               |
| New Mexico . . . . .                | 2,334                                   | 9,788                        | 175                         | 574   | 232                         | 8,268   | 539                | —                               |
| New York . . . . .                  | 25                                      | 18,464                       | 385                         | 799   | 50                          | 16,132  | 1,098              | 2,426                           |
| North Carolina . . . . .            | 1,442                                   | 19,608                       | 1,724                       | 1,801   | 297                         | 15,269  | 517                | 2,749                           |
| North Dakota . . . . .              | 1,025                                   | 6,936                        | 345                         | 776   | 20                          | 4,139   | 1,656              | —                               |
| Ohio . . . . .                      | 500                                     | 17,819                       | 574                         | 135   | 176                         | 16,155  | 779                | 5,446                           |
| Oklahoma . . . . .                  | 1,191                                   | 13,444                       | 594                         | 1,868   | 588                         | 10,073  | 321                | —                               |
| Oregon . . . . .                    | 3                                       | 4,646                        | 405                         | 547   | 13                          | 2,760   | 921                | —                               |
| Pennsylvania . . . . .              | 3,778                                   | 30,558                       | 533                         | 1,398   | 155                         | 27,795  | 677                | 6,503                           |
| Rhode Island . . . . .              | —                                       | 1,947                        | 3                           | 21  | 50                          | 1,616   | 257                | —                               |
| South Carolina . . . . .            | 968                                     | 9,602                        | 335                         | 1,652   | 48                          | 7,072   | 495                | 2,500                           |
| South Dakota . . . . .              | 51                                      | 4,150                        | 330                         | 1,514   | 7                           | 2,094   | 205                | —                               |
| Tennessee . . . . .                 | 124                                     | 13,331                       | 696                         | 1,551   | 291                         | 10,133  | 660                | 3,179                           |
| Texas . . . . .                     | 973                                     | 29,341                       | 1,015                       | 1,522   | 240                         | 23,651  | 2,913              | —                               |
| Utah . . . . .                      | 21                                      | 3,686                        | 629                         | 460   | 205                         | 2,392   | —                  | —                               |
| Vermont . . . . .                   | 159                                     | 8,408                        | 108                         | 888   | 38                          | 6,651   | 723                | —                               |
| Virginia . . . . .                  | 287                                     | 10,531                       | 1,142                       | 461   | —                           | 8,800   | 128                | 3,767                           |
| Washington . . . . .                | 90                                      | 9,978                        | 542                         | 668   | 19                          | 5,582   | 3,167              | —                               |
| West Virginia . . . . .             | 20,003                                  | 16,549                       | 408                         | 731   | 87                          | 13,327  | 1,996              | 8,100                           |
| Wisconsin . . . . .                 | 46                                      | 12,735                       | 742                         | 1,649   | 39                          | 9,590   | 715                | 2                               |
| Wyoming . . . . .                   | 6                                       | 6,823                        | 75                          | 510   | 36                          | 6,202   | —                  | —                               |
| American Samoa . . . . .            | —                                       | —                            | —                           | —   | —                           | —   | —                  | —                               |
| Fed. States of Micronesia . . . . . | 186                                     | —                            | —                           | —   | —                           | —   | —                  | —                               |
| Guam . . . . .                      | —                                       | —                            | —                           | —   | —                           | —   | —                  | —                               |
| Marshall Islands . . . . .          | —                                       | —                            | —                           | —   | —                           | —   | —                  | —                               |
| Northern Marianas . . . . .         | —                                       | —                            | —                           | —   | —                           | —   | —                  | —                               |
| Palau . . . . .                     | —                                       | —                            | —                           | —   | —                           | —   | —                  | —                               |
| Puerto Rico . . . . .               | —                                       | 20,006                       | 315                         | 13  | 295                         | 19,383  | —                  | —                               |
| Virgin Islands . . . . .            | —                                       | 50                           | —                           | 50  | —                           | —   | —                  | —                               |
| Undistributed . . . . .             | —                                       | 188                          | 146                         | 1   | 41                          | —   | —                  | —                               |

See footnotes at end of table.

**Table 1. Federal Government Grants and Other Payments to State and Local Governments, by Agency and for Selected Programs, by State and Outlying Area: Fiscal Year 2007—Con.**

[In thousand dollars. Detail may not add to total because of rounding. For meaning of abbreviations and symbols, see introductory text]

| State and outlying area             | Department of Commerce |                                     |   |  | Corporation for National and Community Service | Corporation for Public Broadcasting | Department of Defense |  |                                       |
|-------------------------------------|------------------------|-------------------------------------|---|--|--|-------------------------------------|-----------------------|--|---------------------------------------|
|                                     | Total                  | Economic Development Administration | National Oceanic and Atmospheric Administration | National Telecommunications and Information Administration |  |                                     | Total                 | U.S. Army Corps of Engineers—civilian construction program | U.S. Army National Guard—construction |
| <b>United States, total . . .</b>   | <b>625,030</b>         | <b>312,463</b>                      | <b>283,160</b>                                  | <b>29,407</b>  | <b>180,539</b>                                 | <b>147,757</b>                      | <b>515,646</b>        | <b>10,653</b>  | <b>504,993</b>                        |
| Alabama . . . . .                   | 18,157                 | 2,895                               | 15,198  | 64   | 2,239  | 3,037                               | 10,735                | 23   | 10,712                                |
| Alaska . . . . .                    | 61,402                 | 17,623                              | 43,578  | 201  | 1,794  | 1,559                               | 129                   | 1  | 128                                   |
| Arizona . . . . .                   | 1,835                  | 1,011                               | —   | 824  | 3,643  | 4,100                               | 5,370                 | —  | 5,370                                 |
| Arkansas . . . . .                  | 4,928                  | 4,928                               | —   | —  | 3,000  | 1,655                               | 11,114                | 880  | 10,234                                |
| California . . . . .                | 65,612                 | 41,164                              | 23,737  | 711  | 35,786   | 7,268                               | 11,732                | 227  | 11,505                                |
| Colorado . . . . .                  | 2,602                  | 2,353                               | —   | 249  | 4,989  | 426                                 | 8,064                 | —  | 8,064                                 |
| Connecticut . . . . .               | 3,991                  | 65                                  | 3,243   | 683  | 2,231  | 112                                 | 2,921                 | 4  | 2,917                                 |
| Delaware . . . . .                  | 3,849                  | —                                   | 3,849   | —  | —  | —                                   | 1                     | 1  | —                                     |
| District of Columbia . . . . .      | 20,992                 | 19,993                              | —   | 999  | 2,836  | —                                   | —                     | —  | —                                     |
| Florida . . . . .                   | 12,194                 | 1,324                               | 9,659   | 1,211  | 8,186  | 9,061                               | 19,782                | 9  | 19,773                                |
| Georgia . . . . .                   | 12,903                 | 8,780                               | 3,548   | 575  | 835  | 5,209                               | 13,187                | 1,720  | 11,467                                |
| Hawaii . . . . .                    | 9,231                  | 3,772                               | 5,091   | 368  | 908  | —                                   | 99                    | —  | 99                                    |
| Idaho . . . . .                     | 3,890                  | 2,254                               | 1,524   | 112  | 2,002  | 1,700                               | 83                    | 3  | 80                                    |
| Illinois . . . . .                  | 13,948                 | 12,158                              | 1,473   | 317  | 1,517  | 6,123                               | 8,619                 | 449  | 8,170                                 |
| Indiana . . . . .                   | 8,483                  | 5,983                               | 1,893   | 607  | 572  | 3,059                               | 11,466                | 2  | 11,464                                |
| Iowa . . . . .                      | 5,563                  | 4,590                               | —   | 973  | 211  | 3,681                               | 2,534                 | 397  | 2,137                                 |
| Kansas . . . . .                    | 1,491                  | 784                                 | —   | 707  | 2,208  | 1,642                               | 3,027                 | 261  | 2,766                                 |
| Kentucky . . . . .                  | 7,455                  | 6,876                               | —   | 579  | 3,589  | 1,755                               | 7,835                 | 1,059  | 6,776                                 |
| Louisiana . . . . .                 | 24,564                 | 6,903                               | 17,522  | 139  | 6,465  | 904                                 | 89,728                | 6  | 89,722                                |
| Maine . . . . .                     | 10,625                 | 2,851                               | 7,774   | —  | 2,498  | 84                                  | 421                   | —  | 421                                   |
| Maryland . . . . .                  | 13,806                 | 8,759                               | 4,654   | 393  | 5,310  | 3,994                               | 156                   | 31   | 125                                   |
| Massachusetts . . . . .             | 11,551                 | 4,962                               | 5,986   | 603  | 8,378  | 630                                 | 14,475                | 52   | 14,423                                |
| Michigan . . . . .                  | 7,571                  | 6,832                               | 56  | 683  | 5,079  | 6,722                               | 18,698                | —  | 18,698                                |
| Minnesota . . . . .                 | 5,092                  | 3,225                               | 1,216   | 651  | 38   | 2,513                               | 10                    | 6  | 4                                     |
| Mississippi . . . . .               | 15,450                 | 6,319                               | 8,857   | 274  | 5,655  | 3,180                               | 28,816                | 281  | 28,535                                |
| Missouri . . . . .                  | 5,666                  | 5,521                               | —   | 145  | 3,456  | 5,474                               | 9,176                 | 1,381  | 7,795                                 |
| Montana . . . . .                   | 4,002                  | 3,694                               | —   | 308  | 3,407  | 1,522                               | 4,408                 | 33   | 4,375                                 |
| Nebraska . . . . .                  | 4,402                  | 4,274                               | —   | 128  | 2,052  | 2,992                               | 2,576                 | 105  | 2,471                                 |
| Nevada . . . . .                    | 1,083                  | 217                                 | —   | 866  | 164  | 1,692                               | 6,844                 | —  | 6,844                                 |
| New Hampshire . . . . .             | 6,987                  | 2,479                               | 4,508   | —  | 1,589  | 1,482                               | 8,071                 | 7  | 8,064                                 |
| New Jersey . . . . .                | 5,680                  | 1,600                               | 3,686   | 394  | 7,492  | 3,372                               | —                     | —  | —                                     |
| New Mexico . . . . .                | 8,475                  | 7,825                               | —   | 650  | 2,432  | 3,580                               | —                     | —  | —                                     |
| New York . . . . .                  | 20,910                 | 8,247                               | 9,029   | 3,634  | 14,796   | 4,695                               | 27,053                | 4  | 27,049                                |
| North Carolina . . . . .            | 16,701                 | 10,149                              | 5,666   | 886  | 620  | 5,318                               | 7,780                 | 2  | 7,778                                 |
| North Dakota . . . . .              | 2,793                  | 2,229                               | —   | 564  | 1,060  | —                                   | 7,297                 | 106  | 7,191                                 |
| Ohio . . . . .                      | 14,128                 | 7,123                               | 5,296   | 1,709  | 8,277  | 4,864                               | 10,108                | 30   | 10,078                                |
| Oklahoma . . . . .                  | 2,931                  | 2,810                               | —   | 121  | 430  | 2,667                               | 2,521                 | 508  | 2,013                                 |
| Oregon . . . . .                    | 24,767                 | 3,622                               | 20,985  | 160  | —  | 2,237                               | 636                   | 30   | 606                                   |
| Pennsylvania . . . . .              | 17,555                 | 15,088                              | 206   | 2,261  | 526  | 3,759                               | 53,274                | 116  | 53,158                                |
| Rhode Island . . . . .              | 3,031                  | 125                                 | 2,906   | —  | 465  | —                                   | —                     | —  | —                                     |
| South Carolina . . . . .            | 25,769                 | 6,141                               | 19,357  | 271  | 1,546  | 2,949                               | 6,743                 | 135  | 6,608                                 |
| South Dakota . . . . .              | 3,299                  | 3,264                               | —   | 35   | 42   | 1,761                               | 2,931                 | 95   | 2,836                                 |
| Tennessee . . . . .                 | 9,458                  | 8,268                               | —   | 1,190  | 3,686  | 1,544                               | 718                   | 718  | —                                     |
| Texas . . . . .                     | 21,191                 | 16,226                              | 4,172   | 793  | 479  | 6,601                               | 1,861                 | 1,858  | 3                                     |
| Utah . . . . .                      | 2,758                  | 2,307                               | —   | 451  | 2,284  | 4,754                               | 2,780                 | —  | 2,780                                 |
| Vermont . . . . .                   | 494                    | 456                                 | 8   | 30   | 1,214  | —                                   | 14,349                | —  | 14,349                                |
| Virginia . . . . .                  | 13,837                 | 5,107                               | 7,784   | 946  | 2,450  | 1,597                               | 7,463                 | 10   | 7,453                                 |
| Washington . . . . .                | 37,823                 | 7,986                               | 29,384  | 453  | 514  | 4,466                               | 972                   | 32   | 940                                   |
| West Virginia . . . . .             | 5,751                  | 5,034                               | —   | 717  | 122  | 1,362                               | 671                   | 30   | 641                                   |
| Wisconsin . . . . .                 | 7,684                  | 3,406                               | 3,924   | 354  | 7,212  | 5,127                               | 5,582                 | 41   | 5,541                                 |
| Wyoming . . . . .                   | 477                    | 385                                 | —   | 92   | 630  | 1,419                               | 2,687                 | —  | 2,687                                 |
| American Samoa . . . . .            | 3,266                  | 2,105                               | 1,161   | —  | 875  | 646                                 | —                     | —  | —                                     |
| Fed. States of Micronesia . . . . . | —                      | —                                   | —   | —  | —  | —                                   | —                     | —  | —                                     |
| Guam . . . . .                      | 710                    | —                                   | 710   | —  | 1,103  | —                                   | 4,285                 | —  | 4,285                                 |
| Marshall Islands . . . . .          | —                      | —                                   | —   | —  | —  | —                                   | —                     | —  | —                                     |
| Northern Marianas . . . . .         | 1,330                  | —                                   | 1,330   | —  | 229  | —                                   | —                     | —  | —                                     |
| Palau . . . . .                     | 48                     | —                                   | 48  | —  | —  | —                                   | —                     | —  | —                                     |
| Puerto Rico . . . . .               | 3,855                  | 286                                 | 3,243   | 326  | 119  | 3,463                               | —                     | —  | —                                     |
| Virgin Islands . . . . .            | 85                     | 85                                  | —   | —  | 31   | —                                   | —                     | —  | —                                     |
| Undistributed . . . . .             | 899                    | —                                   | 899   | —  | —  | —                                   | 55,858                | —  | 55,858                                |

See footnotes at end of table.

**Table 1. Federal Government Grants and Other Payments to State and Local Governments, by Agency and for Selected Programs, by State and Outlying Area: Fiscal Year 2007—Con.**

[In thousand dollars. Detail may not add to total because of rounding. For meaning of abbreviations and symbols, see introductory text]

| State and outlying area             | Department of Education |  |  |   |  |                                      |  |   |                                       |
|-------------------------------------|-------------------------|--|--|---|--|--------------------------------------|--|---|---------------------------------------|
|                                     | Total                   | Office of English Language Acquisition | Office of Educational Research and Improvement | Office of Special Education and Rehabilitative Services |  |                                      | Office of Vocational and Adult Education |   |                                       |
|                                     |                         |  |  | Total   | Rehabilitation services and disability research programs | Office of Special Education programs | Total                                    | Vocational technical education programs | Adult education and literacy programs |
| <b>United States, total . . .</b>   | <b>35,142,474</b>       | <b>623,449</b>                         | <b>402,100</b>                                 | <b>11,471,566</b>                                       | <b>1,682,938</b>   | <b>9,788,628</b>                     | <b>1,515,223</b>                         | <b>1,061,161</b>                        | <b>454,062</b>                        |
| Alabama . . . . .                   | 579,043                 | 3,069                                  | 7,218  | 177,077   | 772  | 176,305                              | 21,894                                   | 21,656                                  | 238                                   |
| Alaska . . . . .                    | 132,142                 | 1,874                                  | 4,729  | 1,525   | 1,271  | 254                                  | 31                                       | 31                                      | —                                     |
| Arizona . . . . .                   | 860,959                 | 16,203                                 | 7,359  | 235,773   | 60,246   | 175,527                              | 38,264                                   | 28,355                                  | 9,909                                 |
| Arkansas . . . . .                  | 375,658                 | 3,702                                  | 986  | 123,542   | 6,075  | 117,467                              | 268                                      | 268                                     | —                                     |
| California . . . . .                | 4,905,156               | 161,627                                | 56,657   | 1,405,659   | 282,552  | 1,123,107                            | 224,448                                  | 157,859                                 | 66,589                                |
| Colorado . . . . .                  | 533,327                 | 12,619                                 | 4,746  | 188,503   | 42,619   | 145,884                              | 23,977                                   | 17,489                                  | 6,488                                 |
| Connecticut . . . . .               | 355,309                 | 6,566                                  | 7,345  | 134,789   | 352  | 134,437                              | 15,460                                   | 10,717                                  | 4,743                                 |
| Delaware . . . . .                  | 123,601                 | 1,047                                  | 709  | 42,107  | 10,259   | 31,848                               | 6,595                                    | 5,106                                   | 1,489                                 |
| District of Columbia . . . . .      | 141,777                 | 926                                    | 10,103   | 31,542  | 13,886   | 17,656                               | 5,879                                    | 3,603                                   | 2,276                                 |
| Florida . . . . .                   | 2,070,064               | 58,308                                 | 16,067   | 766,588   | 163,563  | 603,025                              | 92,018                                   | 58,126                                  | 33,892                                |
| Georgia . . . . .                   | 95,357                  | 157                                    | 8,007  | 3,608   | 1,118  | 2,490                                | 15,378                                   | —                                       | 15,378                                |
| Hawaii . . . . .                    | 250,401                 | 2,590                                  | 1,924  | 61,481  | 15,008   | 46,473                               | 8,214                                    | 5,881                                   | 2,333                                 |
| Idaho . . . . .                     | 191,272                 | 2,132                                  | 1,625  | 57,479  | 2,139  | 55,340                               | 10,474                                   | 8,013                                   | 2,461                                 |
| Illinois . . . . .                  | 1,607,624               | 30,282                                 | 7,819  | 587,253   | 91,276   | 495,977                              | 72,657                                   | 47,387                                  | 25,270                                |
| Indiana . . . . .                   | 610,949                 | 8,707                                  | 4,423  | 244,571   | 276  | 244,295                              | 10,543                                   | 587                                     | 9,956                                 |
| Iowa . . . . .                      | 320,828                 | 2,364                                  | 17,160   | 142,424   | 28,144   | 114,280                              | 18,453                                   | 13,686                                  | 4,767                                 |
| Kansas . . . . .                    | 128,740                 | 3,393                                  | 5,479  | 41,132  | 30,283   | 10,849                               | 16,176                                   | 12,302                                  | 3,874                                 |
| Kentucky . . . . .                  | 147,856                 | 27                                     | 3,707  | 61,690  | 53,071   | 8,619                                | 27,488                                   | 21,436                                  | 6,052                                 |
| Louisiana . . . . .                 | 39,576                  | 110                                    | 2,505  | 996   | 172  | 824                                  | —  | —                                       | —                                     |
| Maine . . . . .                     | 176,958                 | 1,807                                  | 1,335  | 56,592  | 273  | 56,319                               | 9,145                                    | 7,166                                   | 1,979                                 |
| Maryland . . . . .                  | 657,506                 | 5,700                                  | 11,932   | 271,420   | 36,282   | 235,138                              | 28,982                                   | 20,007                                  | 8,975                                 |
| Massachusetts . . . . .             | 693,314                 | 11,549                                 | 9,440  | 300,275   | 51,456   | 248,819                              | 28,128                                   | 17,385                                  | 10,743                                |
| Michigan . . . . .                  | 1,238,148               | 9,974                                  | 7,315  | 398,019   | 1,980  | 396,039                              | 42,853                                   | 42,853                                  | —                                     |
| Minnesota . . . . .                 | 513,269                 | 7,989                                  | 4,799  | 208,691   | 178  | 208,513                              | 27,378                                   | 20,364                                  | 7,014                                 |
| Mississippi . . . . .               | 546,018                 | 1,445                                  | 2,964  | 121,682   | 1,136  | 120,546                              | 22,120                                   | 15,538                                  | 6,582                                 |
| Missouri . . . . .                  | 102,949                 | 238                                    | 5,473  | 12,502  | 10,504   | 1,998                                | 488                                      | 488                                     | —                                     |
| Montana . . . . .                   | 204,585                 | 1,009                                  | 3,174  | 53,643  | 13,296   | 40,347                               | 7,242                                    | 5,819                                   | 1,423                                 |
| Nebraska . . . . .                  | 244,602                 | 2,714                                  | 2,956  | 92,648  | 17,156   | 75,492                               | 10,669                                   | 7,995                                   | 2,674                                 |
| Nevada . . . . .                    | 245,420                 | 9,513                                  | 2,513  | 62,293  | 468  | 61,825                               | 13,369                                   | 9,228                                   | 4,141                                 |
| New Hampshire . . . . .             | 161,082                 | 891                                    | 1,182  | 66,365  | 12,963   | 53,402                               | 8,190                                    | 6,417                                   | 1,773                                 |
| New Jersey . . . . .                | 1,013,722               | 20,813                                 | 8,778  | 428,967   | 64,664   | 364,303                              | 40,446                                   | 25,370                                  | 15,076                                |
| New Mexico . . . . .                | 381,424                 | 4,996                                  | 3,482  | 116,064   | 27,732   | 88,332                               | 12,543                                   | 10,560                                  | 1,983                                 |
| New York . . . . .                  | 3,156,496               | 57,085                                 | 33,507   | 866,656   | 137,264  | 729,392                              | 132,520                                  | 82,990                                  | 49,530                                |
| North Carolina . . . . .            | 1,042,652               | 11,645                                 | 12,779   | 417,743   | 80,874   | 336,869                              | 53,623                                   | 37,734                                  | 15,889                                |
| North Dakota . . . . .              | 154,162                 | 791                                    | 357  | 40,216  | 11,008   | 29,208                               | 5,687                                    | 4,582                                   | 1,105                                 |
| Ohio . . . . .                      | 84,464                  | 363                                    | 13,627   | 4,204   | 1,671  | 2,533                                | 625                                      | 454                                     | 171                                   |
| Oklahoma . . . . .                  | 608,357                 | 6,370                                  | 6,745  | 207,572   | 48,780   | 158,792                              | 24,184                                   | 17,160                                  | 7,024                                 |
| Oregon . . . . .                    | 480,780                 | 6,797                                  | 7,479  | 184,674   | 42,921   | 141,753                              | 16,054                                   | 15,694                                  | 360                                   |
| Pennsylvania . . . . .              | 1,365,423               | 11,837                                 | 11,810   | 509,326   | 459  | 508,867                              | 72,956                                   | 49,299                                  | 23,657                                |
| Rhode Island . . . . .              | 18,925                  | —                                      | 1,248  | 3,463   | 690  | 2,773                                | 37                                       | 37                                      | —                                     |
| South Carolina . . . . .            | 581,829                 | 2,247                                  | 7,877  | 237,086   | 49,099   | 187,987                              | 29,489                                   | 21,078                                  | 8,411                                 |
| South Dakota . . . . .              | 72,692                  | 1,461                                  | 142  | 10,474  | 9,794  | 680                                  | 1,383                                    | 63                                      | 1,320                                 |
| Tennessee . . . . .                 | 723,768                 | 6,296                                  | 4,020  | 295,260   | 59,847   | 235,413                              | 28,690                                   | 27,902                                  | 788                                   |
| Texas . . . . .                     | 3,460,016               | 90,512                                 | 22,973   | 952,401   | 4,225  | 948,176                              | 145,881                                  | 99,464                                  | 46,417                                |
| Utah . . . . .                      | 283,756                 | 2,848                                  | 7,796  | 114,320   | 27,127   | 87,193                               | 15,872                                   | 12,503                                  | 3,369                                 |
| Vermont . . . . .                   | 124,191                 | 516                                    | 427  | 39,066  | 11,527   | 27,539                               | 5,341                                    | 4,202                                   | 1,139                                 |
| Virginia . . . . .                  | 866,252                 | 9,284                                  | 15,125   | 349,657   | 71,353   | 278,304                              | 43,411                                   | 29,609                                  | 13,802                                |
| Washington . . . . .                | 654,089                 | 9,879                                  | 8,658  | 225,565   | 7,245  | 218,320                              | 432                                      | 432                                     | —                                     |
| West Virginia . . . . .             | 272,214                 | 550                                    | 928  | 80,238  | 1,178  | 79,060                               | 12,581                                   | 8,300                                   | 4,281                                 |
| Wisconsin . . . . .                 | 663,325                 | 8,226                                  | 11,168   | 269,106   | 60,532   | 208,574                              | 34,163                                   | 25,349                                  | 8,814                                 |
| Wyoming . . . . .                   | 132,955                 | 825                                    | 1,276  | 38,594  | 9,939  | 28,655                               | 4,903                                    | 4,254                                   | 649                                   |
| American Samoa . . . . .            | 27,844                  | —                                      | —  | 6,453   | 1,249  | 5,204                                | 226                                      | —                                       | 226                                   |
| Fed. States of Micronesia . . . . . | 5,579                   | —                                      | —  | 4,236   | —  | 4,236                                | —  | —                                       | —                                     |
| Guam . . . . .                      | 43,516                  | 321                                    | 44   | 17,022  | 1,533  | 15,489                               | 606                                      | 216                                     | 390                                   |
| Marshall Islands . . . . .          | 5,465                   | 117                                    | —  | 2,676   | —  | 2,676                                | —  | —                                       | —                                     |
| Northern Marianas . . . . .         | 16,208                  | —                                      | —  | 5,004   | 198  | 4,806                                | 344                                      | —                                       | 344                                   |
| Palau . . . . .                     | 3,213                   | —                                      | —  | 1,151   | —  | 1,151                                | 105                                      | —                                       | 105                                   |
| Puerto Rico . . . . .               | 639,913                 | 1,138                                  | 203  | 89,064  | 141  | 88,923                               | 26,340                                   | 18,147                                  | 8,193                                 |
| Virgin Islands . . . . .            | 5,754                   | —                                      | —  | 3,439   | 3,114  | 325                                  | —  | —                                       | —                                     |
| Undistributed . . . . .             | —                       | —                                      | —  | —   | —  | —                                    | —  | —                                       | —                                     |

See footnotes at end of table.

**Table 1. Federal Government Grants and Other Payments to State and Local Governments, by Agency and for Selected Programs, by State and Outlying Area: Fiscal Year 2007—Con.**

[In thousand dollars. Detail may not add to total because of rounding. For meaning of abbreviations and symbols, see introductory text]

| State and outlying area             | Department of Education—Con.                 |                                |                  |                |   |                          |                   |                |                                   |                                  |                  |  |
|-------------------------------------|--|--------------------------------|------------------|----------------|---|--------------------------|-------------------|----------------|-----------------------------------|----------------------------------|------------------|--|
|                                     | Office of Elementary and Secondary Education |                                |                  |                |   |                          |                   |                | Office of Postsecondary Education |                                  |                  |  |
|                                     | Total  | Programs for the disadvantaged |                  | Impact aid     | Programs for American Indians, Alaska Natives, and Native Hawaiians | No Child Left Behind Act | Title 1 programs  | Other          | Total                             | Higher education programs        |                  | Office of Student Financial Assistance |
|                                     |  | Migrants                       | Others           |                |   |                          |                   |                |                                   | International education programs | Other            |  |
| <b>United States, total . . .</b>   | <b>18,983,675</b>                            | <b>324,660</b>                 | <b>1,245,750</b> | <b>995,494</b> | <b>126,700</b>  | <b>4,572,070</b>         | <b>10,858,857</b> | <b>860,144</b> | <b>1,137,757</b>                  | <b>48,418</b>                    | <b>1,089,339</b> | <b>1,008,704</b>                       |
| Alabama . . . . .                   | 315,963                                      | 2,756                          | 22,457           | 3,501          | 1,744   | 84,133                   | 193,560           | 7,812          | 38,333                            | 127                              | 38,206           | 15,489                                 |
| Alaska . . . . .                    | 109,693                                      | —                              | —                | 70,995         | 32,999  | 3,315                    | —                 | 2,384          | 12,061                            | 41                               | 12,020           | 2,229                                  |
| Arizona . . . . .                   | 524,310                                      | 6,458                          | 28,459           | 119,909        | 7,394   | 93,787                   | 253,971           | 14,332         | 22,483                            | 910                              | 21,573           | 16,567                                 |
| Arkansas . . . . .                  | 209,702                                      | 5,441                          | 10,711           | 852            | 323   | 59,793                   | 123,834           | 8,748          | 23,840                            | 167                              | 23,673           | 13,618                                 |
| California . . . . .                | 2,805,809                                    | 103,584                        | 167,194          | 67,390         | 4,819   | 646,722                  | 1,725,904         | 90,196         | 126,925                           | 6,134                            | 120,791          | 124,031                                |
| Colorado . . . . .                  | 259,913                                      | 10,303                         | 15,612           | 20,127         | 1,073   | 71,307                   | 128,516           | 12,975         | 21,521                            | 839                              | 20,682           | 22,048                                 |
| Connecticut . . . . .               | 177,404                                      | 331                            | 10,228           | 5,592          | —   | 51,411                   | 96,602            | 13,240         | 5,862                             | 486                              | 5,376            | 7,883                                  |
| Delaware . . . . .                  | 62,767                                       | 230                            | 4,836            | 88             | —   | 23,576                   | 31,595            | 2,442          | 7,632                             | 83                               | 7,549            | 2,744                                  |
| District of Columbia . . . . .      | 86,047                                       | —                              | 4,892            | 1,677          | —   | 23,535                   | 47,999            | 7,944          | 5,856                             | —                                | 5,856            | 1,424                                  |
| Florida . . . . .                   | 1,057,635                                    | 22,816                         | 82,500           | 11,415         | —   | 208,455                  | 670,742           | 61,707         | 35,332                            | 2,708                            | 32,624           | 44,116                                 |
| Georgia . . . . .                   | 34,541                                       | 888                            | 1,124            | 21,230         | —   | 5,866                    | —                 | 5,433          | 18,216                            | 313                              | 17,903           | 15,450                                 |
| Hawaii . . . . .                    | 156,675                                      | 1,176                          | 4,789            | 47,294         | 16,769  | 30,157                   | 52,731            | 3,759          | 16,302                            | 2,328                            | 13,974           | 3,215                                  |
| Idaho . . . . .                     | 101,213                                      | 6,616                          | 5,403            | 6,896          | 497   | 33,292                   | 44,252            | 4,257          | 8,898                             | 72                               | 8,826            | 9,451                                  |
| Illinois . . . . .                  | 827,353                                      | 2,181                          | 43,806           | 13,054         | —   | 217,236                  | 533,835           | 17,241         | 44,673                            | 3,755                            | 40,918           | 37,587                                 |
| Indiana . . . . .                   | 307,736                                      | 5,227                          | 19,469           | 680            | —   | 75,123                   | 194,918           | 12,319         | 15,314                            | 3,904                            | 11,410           | 19,655                                 |
| Iowa . . . . .                      | 114,091                                      | 1,458                          | 5,856            | 793            | 234   | 40,916                   | 59,671            | 5,163          | 12,868                            | 222                              | 12,646           | 13,468                                 |
| Kansas . . . . .                    | 22,950                                       | 691                            | 2,432            | 11,216         | 972   | 5,823                    | —                 | 1,816          | 25,517                            | 1,701                            | 23,816           | 14,093                                 |
| Kentucky . . . . .                  | 13,001                                       | 425                            | 1,499            | 1,192          | —   | 5,278                    | 3,312             | 1,295          | 23,900                            | 178                              | 23,722           | 18,043                                 |
| Louisiana . . . . .                 | 15,836                                       | 232                            | —                | 7,071          | 748   | 3,874                    | —                 | 3,911          | 9,840                             | 6                                | 9,834            | 10,289                                 |
| Maine . . . . .                     | 85,606                                       | 308                            | 6,068            | 532            | 88  | 29,439                   | 46,274            | 2,897          | 10,745                            | 288                              | 10,457           | 11,728                                 |
| Maryland . . . . .                  | 288,979                                      | 545                            | 17,332           | 4,910          | 67  | 73,490                   | 176,312           | 16,323         | 32,060                            | 510                              | 31,550           | 18,433                                 |
| Massachusetts . . . . .             | 315,244                                      | 1,361                          | 22,564           | 512            | 38  | 82,735                   | 194,604           | 13,430         | 9,031                             | 2                                | 9,029            | 19,647                                 |
| Michigan . . . . .                  | 731,840                                      | 8,628                          | 47,548           | 3,639          | 2,007   | 180,145                  | 465,785           | 24,088         | 19,151                            | 2,281                            | 16,870           | 28,996                                 |
| Minnesota . . . . .                 | 238,702                                      | 2,684                          | 17,793           | 13,877         | 3,331   | 73,276                   | 108,819           | 18,922         | 11,400                            | —                                | 11,400           | 14,310                                 |
| Mississippi . . . . .               | 357,062                                      | 1,795                          | 20,085           | 2,613          | 80  | 78,282                   | 165,572           | 88,635         | 25,704                            | 129                              | 25,575           | 15,041                                 |
| Missouri . . . . .                  | 40,878                                       | 623                            | 774              | 25,502         | 44  | 10,901                   | —                 | 3,034          | 23,130                            | 173                              | 22,957           | 20,240                                 |
| Montana . . . . .                   | 123,929                                      | 1,134                          | 4,134            | 38,100         | 3,478   | 31,778                   | 40,943            | 4,362          | 8,984                             | 151                              | 8,833            | 6,604                                  |
| Nebraska . . . . .                  | 122,914                                      | 4,700                          | 6,216            | 22,307         | 1,257   | 35,621                   | 49,289            | 3,524          | 5,536                             | 14                               | 5,522            | 7,165                                  |
| Nevada . . . . .                    | 131,780                                      | 309                            | 10,704           | 3,518          | 664   | 32,322                   | 76,499            | 7,764          | 22,196                            | —                                | 22,196           | 3,756                                  |
| New Hampshire . . . . .             | 72,423                                       | 189                            | 5,452            | —              | —   | 30,564                   | 29,981            | 6,237          | 4,670                             | 68                               | 4,602            | 7,361                                  |
| New Jersey . . . . .                | 480,480                                      | 2,435                          | 29,587           | 19,921         | 51  | 124,503                  | 282,559           | 21,424         | 15,038                            | 23                               | 15,015           | 19,200                                 |
| New Mexico . . . . .                | 213,862                                      | 2,062                          | 14,044           | 55,282         | 4,376   | 39,678                   | 90,807            | 7,613          | 18,196                            | 133                              | 18,063           | 12,281                                 |
| New York . . . . .                  | 1,968,402                                    | 9,161                          | 136,651          | 6,873          | 1,554   | 472,218                  | 1,283,860         | 58,085         | 24,914                            | 991                              | 23,923           | 73,412                                 |
| North Carolina . . . . .            | 476,363                                      | 6,462                          | 31,871           | 14,829         | 2,848   | 118,217                  | 286,547           | 15,589         | 44,525                            | 1,902                            | 42,623           | 25,974                                 |
| North Dakota . . . . .              | 95,292                                       | 437                            | 5,113            | 28,501         | 1,105   | 26,362                   | 31,630            | 2,144          | 4,686                             | —                                | 4,686            | 7,133                                  |
| Ohio . . . . .                      | 17,512                                       | 146                            | 1,214            | 3,593          | —   | 11,440                   | —                 | 1,119          | 21,665                            | 3,037                            | 18,628           | 26,468                                 |
| Oklahoma . . . . .                  | 316,315                                      | 2,517                          | 22,655           | 41,663         | 22,745  | 75,531                   | 141,305           | 9,899          | 28,729                            | 139                              | 28,590           | 18,442                                 |
| Oregon . . . . .                    | 240,824                                      | 13,724                         | 16,680           | 2,345          | 2,336   | 59,470                   | 134,208           | 12,061         | 10,330                            | 399                              | 9,931            | 14,622                                 |
| Pennsylvania . . . . .              | 721,128                                      | 10,262                         | 38,804           | 4,402          | 111   | 188,094                  | 464,742           | 14,713         | 13,065                            | —                                | 13,065           | 25,301                                 |
| Rhode Island . . . . .              | 2,683  | —                              | 248              | 995            | —   | 473                      | —                 | 967            | 6,335                             | 50                               | 6,285            | 5,159                                  |
| South Carolina . . . . .            | 282,284                                      | 1,145                          | 19,883           | 3,540          | 2   | 72,295                   | 178,761           | 6,658          | 14,002                            | 421                              | 13,581           | 8,844                                  |
| South Dakota . . . . .              | 49,285                                       | —                              | 579              | 44,118         | 2,419   | 2,140                    | —                 | 29             | 3,657                             | —                                | 3,657            | 6,290                                  |
| Tennessee . . . . .                 | 347,779                                      | 1,084                          | 24,170           | 4,355          | —   | 96,114                   | 199,468           | 22,588         | 21,695                            | 212                              | 21,483           | 20,028                                 |
| Texas . . . . .                     | 2,067,966                                    | 60,475                         | 198,206          | 104,642        | 277   | 434,620                  | 1,166,743         | 103,003        | 101,547                           | 3,073                            | 98,474           | 78,736                                 |
| Utah . . . . .                      | 112,700                                      | 2,256                          | 9,867            | 9,251          | 2,274   | 33,402                   | 45,875            | 9,775          | 13,995                            | 580                              | 13,415           | 16,225                                 |
| Vermont . . . . .                   | 63,638                                       | 809                            | 3,733            | 364            | —   | 26,742                   | 30,104            | 1,886          | 8,041                             | 23                               | 8,018            | 7,162                                  |
| Virginia . . . . .                  | 397,370                                      | 1,088                          | 29,860           | 42,595         | 7   | 94,611                   | 214,030           | 15,179         | 31,417                            | 304                              | 31,113           | 19,988                                 |
| Washington . . . . .                | 365,568                                      | 15,919                         | 22,143           | 55,017         | 5,051   | 87,272                   | 172,668           | 7,498          | 27,342                            | 4,384                            | 22,958           | 16,645                                 |
| West Virginia . . . . .             | 154,665                                      | 75                             | 11,134           | 36             | —   | 43,466                   | 97,503            | 2,451          | 14,242                            | 50                               | 14,192           | 9,010                                  |
| Wisconsin . . . . .                 | 286,271                                      | 838                            | 17,164           | 11,983         | 2,559   | 73,697                   | 156,396           | 23,634         | 24,402                            | 5,031                            | 19,371           | 29,989                                 |
| Wyoming . . . . .                   | 76,313                                       | 224                            | 3,487            | 13,348         | 359   | 27,429                   | 29,331            | 2,135          | 9,080                             | 76                               | 9,004            | 1,964                                  |
| American Samoa . . . . .            | 19,561                                       | —                              | 1,340            | —              | —   | 1,115                    | —                 | 17,106         | 1,405                             | —                                | 1,405            | 199                                    |
| Fed. States of Micronesia . . . . . | 659  | —                              | —                | —              | —   | —                        | —                 | 659            | 684                               | —                                | 684              | —                                      |
| Guam . . . . .                      | 20,604                                       | —                              | —                | 51             | —   | —                        | —                 | 20,027         | 4,092                             | —                                | 4,092            | 827                                    |
| Marshall Islands . . . . .          | 246  | —                              | —                | —              | —   | —                        | —                 | 246            | 2,284                             | —                                | 2,284            | 142                                    |
| Northern Marianas . . . . .         | 9,340  | —                              | —                | —              | —   | —                        | —                 | 9,340          | 1,435                             | —                                | 1,435            | 85                                     |
| Palau . . . . .                     | 586  | —                              | —                | —              | —   | —                        | —                 | 586            | 1,162                             | —                                | 1,162            | 209                                    |
| Puerto Rico . . . . .               | 483,978                                      | 452                            | 17,380           | 1,308          | —   | 120,503                  | 336,800           | 7,535          | 19,659                            | —                                | 19,659           | 19,531                                 |
| Virgin Islands . . . . .            | 5  | —                              | —                | —              | —   | —                        | —                 | 5              | 2,153                             | —                                | 2,153            | 157                                    |
| Undistributed . . . . .             | —  | —                              | —                | —              | —   | —                        | —                 | —              | —                                 | —                                | —                | —                                      |

See footnotes at end of table.

**Table 1. Federal Government Grants and Other Payments to State and Local Governments, by Agency and for Selected Programs, by State and Outlying Area: Fiscal Year 2007—Con.**

[In thousand dollars. Detail may not add to total because of rounding. For meaning of abbreviations and symbols, see introductory text]

| State and outlying area             | Department of Energy |  |                        |  |                              |  |                | Environmental Protection Agency |   |                  | Equal Employment Opportunity Commission |
|-------------------------------------|----------------------|--|------------------------|--|------------------------------|--|----------------|---------------------------------|---|------------------|---|
|                                     | Total                | National Nuclear Security Administration | Nuclear waste disposal | Environmental and other defense programs | Energy conservation programs | Energy research and development programs | Other programs | Total                           | Hazardous substance response (Superfund and L.U.S.T.) | Other            |   |
| <b>United States, total . . .</b>   | <b>692,254</b>       | <b>133,872</b>                           | <b>13,832</b>          | <b>60,732</b>                            | <b>-171</b>                  | <b>450,281</b>                           | <b>33,708</b>  | <b>4,252,687</b>                | <b>165,613</b>  | <b>4,087,074</b> | <b>34,101</b>                           |
| Alabama . . . . .                   | 6,039                | 681                                      | —                      | —  | —                            | 5,358                                    | —              | 49,902                          | 2,159   | 47,743           | —                                       |
| Alaska . . . . .                    | 6,219                | 42                                       | —                      | 62                                       | —                            | 6,115                                    | —              | 85,571                          | 624   | 84,947           | 201                                     |
| Arizona . . . . .                   | 3,659                | 390                                      | —                      | 146                                      | —                            | 3,112                                    | 11             | 71,141                          | 2,203   | 68,938           | 525                                     |
| Arkansas . . . . .                  | 4,667                | —  | —                      | 80                                       | -18                          | 4,605                                    | —              | 38,972                          | 1,618   | 37,354           | —                                       |
| California . . . . .                | 26,754               | 2,465                                    | 2,688                  | 3,303                                    | -1                           | 17,703                                   | 596            | 380,431                         | 6,379   | 374,052          | 3,835                                   |
| Colorado . . . . .                  | 11,595               | 397                                      | 297                    | 388                                      | —                            | 9,623                                    | 890            | 50,844                          | 8,152   | 42,692           | 369                                     |
| Connecticut . . . . .               | 3,846                | —  | —                      | —  | —                            | 3,847                                    | —              | 52,410                          | 1,037   | 51,373           | 1,013                                   |
| Delaware . . . . .                  | 1,174                | —  | —                      | —  | —                            | 1,174                                    | —              | 38,377                          | 1,927   | 36,450           | 430                                     |
| District of Columbia . . . . .      | 5,727                | 3,239                                    | 412                    | 401                                      | —                            | 1,675                                    | —              | 47,840                          | 2,582   | 45,258           | 699                                     |
| Florida . . . . .                   | 15,072               | 1,279                                    | —                      | 1,000                                    | —                            | 12,793                                   | —              | 146,053                         | 1,650   | 144,403          | 1,206                                   |
| Georgia . . . . .                   | 9,236                | 541                                      | 239                    | 1,073                                    | —                            | 7,383                                    | —              | 60,614                          | 1,525   | 59,089           | 51                                      |
| Hawaii . . . . .                    | 3,166                | —  | —                      | 135                                      | —                            | 3,031                                    | —              | 69,723                          | 581   | 69,142           | 55                                      |
| Idaho . . . . .                     | 7,475                | 544                                      | —                      | 2,218                                    | —                            | 4,713                                    | —              | 50,775                          | 17,759  | 33,016           | 284                                     |
| Illinois . . . . .                  | 22,813               | 461                                      | —                      | 53                                       | -54                          | 22,110                                   | 243            | 129,281                         | 4,336   | 124,945          | 1,370                                   |
| Indiana . . . . .                   | 10,092               | 1,366                                    | 208                    | 104                                      | —                            | 8,414                                    | —              | 99,048                          | 2,305   | 96,743           | 382                                     |
| Iowa . . . . .                      | 7,416                | —  | —                      | —  | -39                          | 7,455                                    | —              | 54,763                          | 1,905   | 52,858           | 861                                     |
| Kansas . . . . .                    | 5,983                | —  | —                      | 236                                      | —                            | 5,747                                    | —              | 29,614                          | 2,471   | 27,143           | 370                                     |
| Kentucky . . . . .                  | 10,320               | —  | 268                    | 74                                       | —                            | 9,978                                    | —              | 76,055                          | 2,539   | 73,516           | 278                                     |
| Louisiana . . . . .                 | 4,432                | 393                                      | —                      | 290                                      | -9                           | 3,758                                    | —              | 58,577                          | 1,228   | 57,349           | 38                                      |
| Maine . . . . .                     | 4,981                | —  | —                      | —  | —                            | 4,981                                    | —              | 36,091                          | 1,225   | 34,866           | 188                                     |
| Maryland . . . . .                  | 5,315                | 811                                      | —                      | —  | —                            | 4,504                                    | —              | 101,141                         | 4,096   | 97,045           | 715                                     |
| Massachusetts . . . . .             | 13,329               | 832                                      | —                      | 90                                       | —                            | 12,407                                   | —              | 93,998                          | 3,212   | 90,786           | 1,972                                   |
| Michigan . . . . .                  | 26,551               | 1,497                                    | 335                    | 567                                      | -26                          | 24,178                                   | —              | 121,207                         | 3,505   | 117,702          | 1,050                                   |
| Minnesota . . . . .                 | 11,430               | —  | —                      | 226                                      | —                            | 11,204                                   | —              | 96,344                          | 2,481   | 93,863           | 508                                     |
| Mississippi . . . . .               | 14,658               | —  | —                      | 297                                      | —                            | 14,361                                   | —              | 46,562                          | 1,942   | 44,620           | —                                       |
| Missouri . . . . .                  | 8,766                | —  | —                      | 275                                      | —                            | 8,491                                    | —              | 103,246                         | 4,026   | 99,220           | 972                                     |
| Montana . . . . .                   | 8,759                | —  | —                      | —  | —                            | 8,759                                    | —              | 39,655                          | 4,345   | 35,310           | 217                                     |
| Nebraska . . . . .                  | 9,566                | 6,125                                    | —                      | 173                                      | —                            | 3,268                                    | —              | 24,990                          | 1,443   | 23,547           | 511                                     |
| Nevada . . . . .                    | 67,118               | 10,775                                   | 7,707                  | 16,023                                   | —                            | 11,902                                   | 20,711         | 32,785                          | 1,097   | 31,688           | 697                                     |
| New Hampshire . . . . .             | 2,382                | —  | —                      | 427                                      | —                            | 1,955                                    | —              | 31,491                          | 2,264   | 29,227           | 99                                      |
| New Jersey . . . . .                | 10,477               | 1,699                                    | —                      | —  | —                            | 8,778                                    | —              | 119,326                         | 6,681   | 112,645          | 459                                     |
| New Mexico . . . . .                | 26,565               | 10,024                                   | 124                    | 8,013                                    | —                            | 7,998                                    | 406            | 52,018                          | 2,490   | 49,528           | 145                                     |
| New York . . . . .                  | 92,820               | 66,876                                   | —                      | 569                                      | —                            | 24,192                                   | 1,183          | 227,745                         | 5,886   | 221,859          | 2,322                                   |
| North Carolina . . . . .            | 8,404                | 535                                      | —                      | 337                                      | —                            | 7,532                                    | —              | 99,618                          | 4,505   | 95,113           | 105                                     |
| North Dakota . . . . .              | 13,797               | —  | —                      | —  | —                            | 13,797                                   | —              | 45,190                          | 3,767   | 41,423           | 180                                     |
| Ohio . . . . .                      | 27,091               | 3,336                                    | —                      | 2,173                                    | -18                          | 21,600                                   | —              | 151,382                         | 2,372   | 149,010          | 3,527                                   |
| Oklahoma . . . . .                  | 3,777                | —  | —                      | —  | —                            | 3,777                                    | —              | 73,036                          | 4,917   | 68,119           | 341                                     |
| Oregon . . . . .                    | 8,525                | —  | —                      | 2,635                                    | -3                           | 5,890                                    | 3              | 40,583                          | 2,905   | 37,678           | 550                                     |
| Pennsylvania . . . . .              | 22,401               | 378                                      | —                      | 442                                      | —                            | 21,581                                   | —              | 172,586                         | 2,978   | 169,608          | 2,232                                   |
| Rhode Island . . . . .              | 2,169                | —  | —                      | —  | —                            | 2,169                                    | —              | 33,720                          | 4,457   | 29,263           | 173                                     |
| South Carolina . . . . .            | 22,334               | 7,515                                    | —                      | 1,705                                    | —                            | 10,282                                   | 2,832          | 36,695                          | 2,735   | 33,960           | 506                                     |
| South Dakota . . . . .              | 2,429                | —  | —                      | —  | —                            | 2,429                                    | —              | 26,647                          | 520   | 26,127           | 121                                     |
| Tennessee . . . . .                 | 13,623               | 1,380                                    | 542                    | 361                                      | —                            | 8,754                                    | 2,586          | 45,014                          | 2,729   | 42,285           | 286                                     |
| Texas . . . . .                     | 21,315               | 5,490                                    | —                      | 1,181                                    | —                            | 14,575                                   | 69             | 339,297                         | 3,626   | 335,671          | 952                                     |
| Utah . . . . .                      | 6,267                | —  | —                      | —  | —                            | 6,267                                    | —              | 39,033                          | 2,639   | 36,394           | 424                                     |
| Vermont . . . . .                   | 2,011                | —  | —                      | 102                                      | —                            | 1,909                                    | —              | 27,280                          | 994   | 26,286           | 56                                      |
| Virginia . . . . .                  | 10,197               | 856                                      | —                      | 135                                      | —                            | 9,206                                    | —              | 78,887                          | 8,359   | 70,528           | 564                                     |
| Washington . . . . .                | 31,068               | 2,955                                    | 1,012                  | 15,077                                   | —                            | 7,846                                    | 4,178          | 98,196                          | 2,808   | 95,388           | 747                                     |
| West Virginia . . . . .             | 11,235               | 990                                      | —                      | 272                                      | -1                           | 9,974                                    | —              | 42,569                          | 1,725   | 40,844           | 193                                     |
| Wisconsin . . . . .                 | 12,754               | —  | —                      | 89                                       | -1                           | 12,666                                   | —              | 97,363                          | 2,685   | 94,678           | 761                                     |
| Wyoming . . . . .                   | 3,370                | —  | —                      | —  | —                            | 3,370                                    | —              | 22,890                          | 514   | 22,376           | 122                                     |
| American Samoa . . . . .            | 199                  | —  | —                      | —  | —                            | 199                                      | —              | —                               | —   | —                | —                                       |
| Fed. States of Micronesia . . . . . | —                    | —  | —                      | —  | —                            | —  | —              | —                               | —   | —                | —                                       |
| Guam . . . . .                      | 158                  | —  | —                      | —  | —                            | 158                                      | —              | 3,470                           | 145   | 3,325            | —                                       |
| Marshall Islands . . . . .          | —                    | —  | —                      | —  | —                            | —  | —              | —                               | —   | —                | —                                       |
| Northern Marianas . . . . .         | 198                  | —  | —                      | —  | —                            | 198                                      | —              | 3,924                           | 216   | 3,708            | —                                       |
| Palau . . . . .                     | —                    | —  | —                      | —  | —                            | —  | —              | —                               | —   | —                | —                                       |
| Puerto Rico . . . . .               | 413                  | —  | —                      | —  | —                            | 413                                      | —              | 55,817                          | 2,251   | 53,566           | 439                                     |
| Virgin Islands . . . . .            | 117                  | —  | —                      | —  | —                            | 117                                      | —              | 2,856                           | —   | 2,856            | —                                       |
| Undistributed . . . . .             | —                    | —  | —                      | —  | —                            | —  | —              | 44                              | 93  | -49              | —                                       |

See footnotes at end of table.



**Table 1. Federal Government Grants and Other Payments to State and Local Governments, by Agency and for Selected Programs, by State and Outlying Area: Fiscal Year 2007—Con.**

[In thousand dollars. Detail may not add to total because of rounding. For meaning of abbreviations and symbols, see introductory text]

| State and outlying area             | Department of Health and Human Services—Con. |  |  |  |  |                       |   |
|-------------------------------------|--|--|--|--|--|-----------------------|---|
|                                     | Administration on Aging                      | Agency for Healthcare Research and Quality | Centers for Disease Control and Prevention | Centers for Medicare and Medicaid Services | Health Resources and Services Administration | Indian Health Service | Substance Abuse and Mental Health Services Administration |
| <b>United States, total . . .</b>   | <b>1,332,509</b>                             | <b>30,281</b>                              | <b>416,183</b>                             | <b>195,304,928</b>                         | <b>5,858,074</b>                             | <b>128,472</b>        | <b>2,971,606</b>  |
| Alabama . . . . .                   | 20,447                                       | 2,014                                      | 1,248                                      | 3,107,560                                  | 106,643                                      | —                     | 39,361  |
| Alaska . . . . .                    | 9,210  | —  | 183  | 566,460                                    | 45,952                                       | 9,236                 | 15,007  |
| Arizona . . . . .                   | 24,874                                       | 50   | 1,418                                      | 4,724,713                                  | 90,039                                       | 28,631                | 61,713  |
| Arkansas . . . . .                  | 14,620                                       | 246  | 582  | 2,402,972                                  | 52,230                                       | —                     | 22,181  |
| California . . . . .                | 132,500                                      | 2,691                                      | 20,018                                     | 20,501,428                                 | 595,643                                      | 10,258                | 416,293   |
| Colorado . . . . .                  | 14,675                                       | 856  | 1,365                                      | 1,619,211                                  | 98,862                                       | 769                   | 51,959  |
| Connecticut . . . . .               | 14,247                                       | —34  | 1,065                                      | 2,215,619                                  | 72,826                                       | —                     | 39,991  |
| Delaware . . . . .                  | 6,624  | —  | 386  | 542,547                                    | 16,376                                       | —                     | 9,852   |
| District of Columbia . . . . .      | 13,848                                       | 250  | 4,525                                      | 1,028,574                                  | 106,883                                      | 27                    | 18,960  |
| Florida . . . . .                   | 89,381                                       | 244  | 1,888                                      | 8,501,216                                  | 384,921                                      | —                     | 155,357   |
| Georgia . . . . .                   | 23,446                                       | 343  | 3,449                                      | 4,846,538                                  | 163,190                                      | —                     | 66,272  |
| Hawaii . . . . .                    | 9,214  | 48   | 160  | 685,312                                    | 43,802                                       | —                     | 14,594  |
| Idaho . . . . .                     | 7,250  | —  | 127  | 831,075                                    | 30,388                                       | 1,283                 | 26,420  |
| Illinois . . . . .                  | 55,345                                       | 1,031                                      | 3,166                                      | 6,384,746                                  | 234,780                                      | 229                   | 114,203   |
| Indiana . . . . .                   | 24,377                                       | 122  | 1,838                                      | 3,593,957                                  | 68,185                                       | —                     | 51,480  |
| Iowa . . . . .                      | 17,107                                       | 1,584                                      | 580  | 1,691,196                                  | 51,226                                       | 360                   | 21,571  |
| Kansas . . . . .                    | 13,349                                       | —  | 953  | 1,422,507                                  | 27,906                                       | 342                   | 18,498  |
| Kentucky . . . . .                  | 18,038                                       | —12  | 2,248                                      | 3,367,537                                  | 75,871                                       | —                     | 36,780  |
| Louisiana . . . . .                 | 19,375                                       | 226  | 812  | 4,175,718                                  | 102,580                                      | —                     | 70,434  |
| Maine . . . . .                     | 7,806  | 250  | 2,134                                      | 1,398,886                                  | 28,760                                       | —                     | 13,457  |
| Maryland . . . . .                  | 21,436                                       | 87   | 3,125                                      | 3,010,803                                  | 130,064                                      | —                     | 45,701  |
| Massachusetts . . . . .             | 28,352                                       | 850  | 1,100                                      | 5,583,511                                  | 150,064                                      | 163                   | 73,687  |
| Michigan . . . . .                  | 46,687                                       | 1,314                                      | 2,352                                      | 5,617,633                                  | 137,897                                      | 2,319                 | 88,118  |
| Minnesota . . . . .                 | 20,817                                       | 1,110                                      | 1,123                                      | 3,325,066                                  | 60,420                                       | 4,706                 | 34,273  |
| Mississippi . . . . .               | 10,208                                       | 510  | 1,128                                      | 2,790,040                                  | 103,739                                      | 293                   | 32,692  |
| Missouri . . . . .                  | 29,916                                       | —  | 1,439                                      | 4,269,320                                  | 101,971                                      | —7                    | 59,246  |
| Montana . . . . .                   | 7,862  | 275  | 262  | 553,068                                    | 30,746                                       | 7,108                 | 16,069  |
| Nebraska . . . . .                  | 9,335  | —  | 458  | 978,130                                    | 26,842                                       | 1,808                 | 12,818  |
| Nevada . . . . .                    | 10,616                                       | —  | 304  | 753,795                                    | 33,140                                       | 2,602                 | 25,889  |
| New Hampshire . . . . .             | 8,459  | —  | 279  | 633,765                                    | 19,612                                       | —                     | 11,107  |
| New Jersey . . . . .                | 33,020                                       | 684  | 4,201                                      | 5,115,566                                  | 159,121                                      | —                     | 71,815  |
| New Mexico . . . . .                | 11,232                                       | 487  | 667  | 1,957,772                                  | 58,851                                       | 9,000                 | 31,883  |
| New York . . . . .                  | 99,864                                       | 1,330                                      | 20,434                                     | 22,970,195                                 | 592,944                                      | 743                   | 189,638   |
| North Carolina . . . . .            | 33,037                                       | 1,043                                      | 3,349                                      | 6,568,524                                  | 140,848                                      | 1,147                 | 101,207   |
| North Dakota . . . . .              | 7,996  | 244  | 211  | 359,908                                    | 13,086                                       | 3,023                 | 11,478  |
| Ohio . . . . .                      | 50,886                                       | 169  | 4,442                                      | 8,161,401                                  | 155,281                                      | —                     | 107,461   |
| Oklahoma . . . . .                  | 21,130                                       | 743  | 543  | 2,455,645                                  | 47,989                                       | 19,197                | 38,061  |
| Oregon . . . . .                    | 15,876                                       | 1,341                                      | 465  | 1,959,508                                  | 77,501                                       | 2,183                 | 36,608  |
| Pennsylvania . . . . .              | 65,687                                       | 1,569                                      | 299,361                                    | 9,291,409                                  | 207,525                                      | —                     | 92,041  |
| Rhode Island . . . . .              | 6,535  | —  | 297  | 1,019,378                                  | 27,956                                       | —                     | 18,609  |
| South Carolina . . . . .            | 17,010                                       | 965  | 949  | 2,927,023                                  | 106,902                                      | —                     | 31,987  |
| South Dakota . . . . .              | 7,301  | —  | 120  | 437,161                                    | 22,509                                       | 6,851                 | 9,922   |
| Tennessee . . . . .                 | 21,943                                       | 365  | 1,969                                      | 4,670,345                                  | 108,663                                      | 4,217                 | 52,012  |
| Texas . . . . .                     | 77,641                                       | 3,334                                      | 5,230                                      | 13,186,460                                 | 354,534                                      | 398                   | 216,182   |
| Utah . . . . .                      | 6,607  | 368  | 593  | 1,095,278                                  | 35,655                                       | 1,675                 | 27,241  |
| Vermont . . . . .                   | 6,561  | 138  | 84   | 627,178                                    | 13,677                                       | —                     | 8,455   |
| Virginia . . . . .                  | 27,702                                       | 936  | 3,725                                      | 2,740,077                                  | 106,611                                      | —                     | 69,808  |
| Washington . . . . .                | 28,155                                       | 1,307                                      | 2,450                                      | 3,235,750                                  | 115,041                                      | 5,319                 | 73,980  |
| West Virginia . . . . .             | 10,634                                       | 166  | 645  | 1,680,249                                  | 85,849                                       | —                     | 15,387  |
| Wisconsin . . . . .                 | 26,441                                       | 761  | 967  | 3,080,808                                  | 70,214                                       | 3,852                 | 52,948  |
| Wyoming . . . . .                   | 5,795  | —  | 111  | 258,886                                    | 9,309  | 740                   | 8,268   |
| American Samoa . . . . .            | 1,512  | —  | 69   | 8,849                                      | 1,633  | —                     | 1,451   |
| Fed. States of Micronesia . . . . . | —  | —  | 77   | —  | 2,626  | —                     | 818   |
| Guam . . . . .                      | 3,505  | —  | 109  | 14,808                                     | 4,455  | —                     | 1,982   |
| Marshall Islands . . . . .          | —  | —  | —  | —  | 933  | —                     | 386   |
| Northern Marianas . . . . .         | —  | —  | —  | 4,808                                      | 797  | —                     | 904   |
| Palau . . . . .                     | —  | —  | —  | —  | 1,378  | —                     | 638   |
| Puerto Rico . . . . .               | 13,491                                       | 274  | 4,853                                      | 347,984                                    | 132,855                                      | —                     | 34,317  |
| Virgin Islands . . . . .            | 2,823  | —  | 547  | 7,055                                      | 7,040  | —                     | 2,058   |
| Undistributed . . . . .             | 704  | —  | —  | —  | 4,733  | —                     | 78  |

See footnotes at end of table.

**Table 1. Federal Government Grants and Other Payments to State and Local Governments, by Agency and for Selected Programs, by State and Outlying Area: Fiscal Year 2007—Con.**

[In thousand dollars. Detail may not add to total because of rounding. For meaning of abbreviations and symbols, see introductory text]

| State and outlying area             | Department of Homeland Security |               |  |                                     |                  |  |                | Department of Housing and Urban Development |                                    |                                    |  |   |
|-------------------------------------|---------------------------------|---------------|--|-------------------------------------|------------------|--|----------------|---|------------------------------------|------------------------------------|--|---|
|                                     | Total                           | Coast Guard   | Domestic preparedness and anti-terrorism programs <sup>2</sup> | Federal Emergency Management Agency |                  |  |                | Total                                       | Fair housing and equal opportunity | Community planning and development |  |   |
|                                     |                                 |               |  | Total                               | Disaster relief  | Emergency management planning and assistance | Other          |   |                                    | Community Development Block Grant  | Empowerment zones and other economic development | Emergency shelter and homeless assistance |
| <b>United States, total . . .</b>   | <b>5,705,212</b>                | <b>73,739</b> | <b>1,083,317</b>   | <b>4,548,156</b>                    | <b>4,168,573</b> | <b>188,417</b>                               | <b>191,166</b> | <b>47,970,959</b>                           | <b>46,597</b>                      | <b>10,898,801</b>                  | <b>56,299</b>                                    | <b>1,385,593</b>                          |
| Alabama . . . . .                   | 81,357                          | 2,025         | 11,296   | 68,036                              | 42,831           | 22,066                                       | 3,139          | 626,262                                     | 641                                | 81,671                             | 590  | 14,289                                    |
| Alaska . . . . .                    | 26,741                          | 657           | 6,534  | 19,550                              | 19,410           | 140  | —              | 195,312                                     | —                                  | 21,222                             | 302  | 3,157                                     |
| Arizona . . . . .                   | 25,612                          | 1,322         | 17,766   | 6,524                               | 6,236            | 283  | 5              | 424,317                                     | 982                                | 73,868                             | 1,376  | 30,523                                    |
| Arkansas . . . . .                  | 25,160                          | 1,237         | 5,544  | 18,379                              | 1,791            | 16,572                                       | 16             | 276,528                                     | 163                                | 33,885                             | 547  | 5,499                                     |
| California . . . . .                | 354,057                         | 2,946         | 118,735  | 232,376                             | 217,497          | 14,879                                       | —              | 4,985,346                                   | 4,031                              | 590,681                            | 4,847  | 205,411                                   |
| Colorado . . . . .                  | 32,535                          | 668           | 18,585   | 13,282                              | 8,810            | 4,470  | 2              | 459,982                                     | 790                                | 41,816                             | 139  | 15,076                                    |
| Connecticut . . . . .               | 19,685                          | 912           | 4,203  | 14,570                              | 14,570           | —  | —              | 797,696                                     | 373                                | 55,889                             | 3,197  | 25,297                                    |
| Delaware . . . . .                  | 12,267                          | 396           | 5,740  | 6,131                               | 5,929            | —  | 202            | 118,148                                     | 263                                | 8,649                              | —  | 4,939                                     |
| District of Columbia . . . . .      | 28,805                          | 284           | 28,239   | 282                                 | 282              | —  | —              | —643,184                                    | 4,510                              | 44,012                             | —  | 16,232                                    |
| Florida . . . . .                   | 617,800                         | —             | 31,912   | 585,888                             | 572,247          | 7,438  | 6,203          | 1,735,726                                   | 3,190                              | 227,749                            | 418  | 67,825                                    |
| Georgia . . . . .                   | 53,034                          | 573           | 21,883   | 30,578                              | 24,196           | 4,551  | 1,831          | 1,146,213                                   | 488                                | 116,990                            | 478  | 23,854                                    |
| Hawaii . . . . .                    | 7,295                           | —             | 3,897  | 3,398                               | 3,230            | 168  | —              | 184,760                                     | 360                                | 19,259                             | 207  | 6,005                                     |
| Idaho . . . . .                     | 8,798                           | 857           | 6,960  | 981                                 | 611              | 370  | —              | 83,799                                      | 98                                 | 16,712                             | 380  | 3,826                                     |
| Illinois . . . . .                  | 71,734                          | 2,436         | 37,578   | 31,720                              | 27,722           | 1,637  | 2,361          | 2,358,310                                   | 2,603                              | 185,586                            | 95   | 80,995                                    |
| Indiana . . . . .                   | 31,504                          | 2,381         | 19,635   | 9,488                               | 6,226            | 3,262  | —              | 597,303                                     | 598                                | 78,681                             | 3,584  | 15,192                                    |
| Iowa . . . . .                      | 39,078                          | 657           | 8,854  | 29,567                              | 28,808           | 684  | 75             | 256,799                                     | 948                                | 51,323                             | 116  | 8,449                                     |
| Kansas . . . . .                    | 294,851                         | 492           | 7,106  | 287,253                             | 285,992          | 171  | 1,090          | 204,419                                     | 353                                | 34,289                             | 19   | 5,400                                     |
| Kentucky . . . . .                  | 30,992                          | 1,292         | 15,220   | 14,480                              | 8,361            | 4,692  | 1,427          | 501,353                                     | 408                                | 57,753                             | 1,108  | 14,243                                    |
| Louisiana . . . . .                 | 1,275,114                       | 2,572         | 45,234   | 1,227,308                           | 1,227,084        | 224  | —              | 5,111,643                                   | 870                                | 4,519,032                          | 581  | 24,671                                    |
| Maine . . . . .                     | 25,491                          | 1,145         | 8,870  | 15,476                              | 14,754           | 499  | 223            | 232,137                                     | 256                                | 26,884                             | 429  | 9,302                                     |
| Maryland . . . . .                  | 26,474                          | 2,461         | 11,195   | 12,818                              | 12,284           | 13   | 521            | 96,886                                      | 319                                | 88,054                             | 179  | 38,739                                    |
| Massachusetts . . . . .             | 26,537                          | 898           | 10,145   | 15,494                              | 14,545           | 868  | 81             | 2,048,522                                   | 1,652                              | 135,912                            | 2,274  | 64,417                                    |
| Michigan . . . . .                  | 46,570                          | 7,087         | 33,591   | 5,892                               | 4,420            | 985  | 487            | 1,110,479                                   | 1,461                              | 156,244                            | 500  | 57,543                                    |
| Minnesota . . . . .                 | 39,176                          | 1,923         | 18,325   | 18,928                              | 16,833           | 1,247  | 848            | 667,685                                     | 353                                | 72,558                             | 2,314  | 21,344                                    |
| Mississippi . . . . .               | 532,534                         | 1,184         | 7,371  | 523,979                             | 522,120          | 428  | 1,431          | 1,937,577                                   | 194                                | 1,645,345                          | 596  | 5,317                                     |
| Missouri . . . . .                  | 147,601                         | 2,641         | 22,896   | 122,064                             | 108,470          | 11,825                                       | 1,769          | 647,081                                     | 616                                | 81,583                             | 1,903  | 21,764                                    |
| Montana . . . . .                   | 9,221                           | 407           | 5,953  | 2,861                               | 2,253            | 608  | —              | 123,104                                     | 168                                | 18,098                             | 933  | 2,492                                     |
| Nebraska . . . . .                  | 79,899                          | 489           | 8,880  | 70,530                              | 70,437           | 93   | —              | 155,968                                     | 871                                | 20,859                             | 236  | 4,670                                     |
| Nevada . . . . .                    | 11,457                          | 1,516         | 6,068  | 3,873                               | 3,809            | 39   | 25             | 200,735                                     | 173                                | 34,290                             | —  | 6,804                                     |
| New Hampshire . . . . .             | 45,636                          | 1,285         | 13,192   | 31,159                              | 29,836           | 1,323  | —              | 181,426                                     | —                                  | 20,108                             | 312  | 6,065                                     |
| New Jersey . . . . .                | 34,039                          | 413           | 16,406   | 17,220                              | 15,820           | 1,249  | 151            | 1,699,665                                   | 439                                | 126,357                            | 1,428  | 41,316                                    |
| New Mexico . . . . .                | 43,956                          | 740           | 22,268   | 20,948                              | 20,798           | 70   | 80             | 183,625                                     | 144                                | 25,212                             | 1,557  | 7,032                                     |
| New York . . . . .                  | 347,722                         | 1,703         | 45,439   | 300,580                             | 293,878          | 4,382  | 2,320          | 5,613,129                                   | 3,434                              | 643,284                            | 320  | 145,067                                   |
| North Carolina . . . . .            | 61,366                          | 161           | 18,717   | 42,488                              | 31,880           | 201  | 10,407         | 881,217                                     | 637                                | 79,278                             | 1,781  | 17,118                                    |
| North Dakota . . . . .              | 14,408                          | 106           | 6,439  | 7,863                               | 6,386            | 1,477  | —              | 95,533                                      | 322                                | 10,915                             | 57   | 2,105                                     |
| Ohio . . . . .                      | 65,134                          | 4,506         | 31,184   | 29,444                              | 29,308           | 14   | 150            | 1,832,027                                   | 2,938                              | 195,511                            | 3,320  | 68,760                                    |
| Oklahoma . . . . .                  | 93,191                          | 469           | 21,982   | 70,740                              | 68,911           | 832  | 997            | 390,912                                     | 984                                | 46,178                             | 343  | 7,403                                     |
| Oregon . . . . .                    | 35,493                          | 2,398         | 10,590   | 22,505                              | 13,260           | 9,245  | —              | 366,669                                     | 231                                | 42,869                             | 387  | 15,381                                    |
| Pennsylvania . . . . .              | 97,453                          | —             | 17,843   | 79,610                              | 79,631           | 37   | 16             | 1,914,078                                   | 1,109                              | 236,108                            | 3,652  | 71,700                                    |
| Rhode Island . . . . .              | 9,282                           | 483           | 8,799  | —                                   | —                | —  | —              | 303,809                                     | 299                                | 21,097                             | —  | 5,812                                     |
| South Carolina . . . . .            | 18,469                          | 556           | 6,105  | 11,808                              | 9,197            | 56   | 2,555          | 429,715                                     | 217                                | 50,741                             | 1,056  | 9,106                                     |
| South Dakota . . . . .              | 13,276                          | 213           | 4,226  | 8,837                               | 7,723            | 162  | 952            | 118,370                                     | —                                  | 18,669                             | 465  | 1,850                                     |
| Tennessee . . . . .                 | 35,106                          | 1,810         | 15,606   | 17,690                              | 17,335           | 303  | 52             | 665,127                                     | 1,457                              | 57,933                             | 2,235  | 16,984                                    |
| Texas . . . . .                     | 280,492                         | —             | 100,245  | 180,247                             | 162,726          | 17,521                                       | —              | 2,066,832                                   | 2,535                              | 319,559                            | 4,968  | 61,889                                    |
| Utah . . . . .                      | 11,611                          | 1,013         | 3,353  | 7,245                               | 1,610            | 4,813  | 822            | 131,871                                     | 63                                 | 25,839                             | 420  | 5,646                                     |
| Vermont . . . . .                   | 4,980                           | 536           | 2,261  | 2,183                               | 1,676            | 292  | 215            | 96,823                                      | 168                                | 11,206                             | —  | 2,961                                     |
| Virginia . . . . .                  | 65,000                          | 188           | 24,021   | 40,791                              | 40,540           | 151  | 100            | 922,107                                     | 1,697                              | 78,750                             | 1,261  | 22,079                                    |
| Washington . . . . .                | 54,437                          | 604           | 30,658   | 23,175                              | 18,934           | 4,241  | —              | 678,724                                     | 1,193                              | 86,504                             | 1,090  | 35,667                                    |
| West Virginia . . . . .             | 14,487                          | 220           | 11,264   | 3,003                               | 3,018            | —  | 15             | 222,989                                     | 148                                | 49,273                             | 1,642  | 3,834                                     |
| Wisconsin . . . . .                 | 23,112                          | 2,705         | 16,335   | 4,072                               | 2,919            | 755  | 398            | 514,974                                     | 850                                | 73,494                             | 2,538  | 21,278                                    |
| Wyoming . . . . .                   | 8,283                           | 90            | 5,652  | 2,541                               | 1,569            | 893  | 79             | 40,185                                      | —                                  | 8,567                              | 35   | 425                                       |
| American Samoa . . . . .            | 1,504                           | 179           | —  | 1,325                               | 1,325            | —  | —              | 3,920                                       | —                                  | 3,288                              | —  | 8   |
| Fed. States of Micronesia . . . . . | 3,746                           | —             | —  | 3,746                               | 3,746            | —  | —              | —   | —                                  | —                                  | —  | —   |
| Guam . . . . .                      | 7,719                           | 169           | 942  | 6,608                               | 4,424            | 2,184  | —              | 41,027                                      | —                                  | 3,219                              | —  | 527                                       |
| Marshall Islands . . . . .          | 278                             | —             | 296  | 18                                  | 18               | —  | —              | —   | —                                  | —                                  | —  | —   |
| Northern Marianas . . . . .         | 4,462                           | —             | 470  | 3,992                               | 3,840            | 152  | —              | 4,913                                       | —                                  | 556                                | —  | 30  |
| Palau . . . . .                     | —                               | —             | —  | —                                   | —                | —  | —              | —   | —                                  | —                                  | —  | —   |
| Puerto Rico . . . . .               | 126,421                         | 148           | 100,078  | 26,195                              | 25,603           | 592  | —              | 798,722                                     | —                                  | 120,301                            | 84   | 12,062                                    |
| Virgin Islands . . . . .            | 1,723                           | 57            | 731  | 935                                 | 935              | —  | —              | 54,576                                      | —                                  | 4,451                              | —  | 213                                       |
| Undistributed . . . . .             | 201,047                         | 11,529        | —  | 189,518                             | 5                | 39,362                                       | 150,151        | 204,988                                     | —                                  | 640                                | —  | —   |

See footnotes at end of table.



**Table 1. Federal Government Grants and Other Payments to State and Local Governments, by Agency and for Selected Programs, by State and Outlying Area: Fiscal Year 2007—Con.**

[In thousand dollars. Detail may not add to total because of rounding. For meaning of abbreviations and symbols, see introductory text]

| State and outlying area             | Department of Housing and Urban Development—Con. |   |                             |                                 |                             |                             |                  |                             |                  |
|-------------------------------------|--|---|-----------------------------|---------------------------------|-----------------------------|-----------------------------|------------------|-----------------------------|------------------|
|                                     | Housing programs                                 |   |                             |                                 |                             |                             |                  |                             |                  |
|                                     | College housing                                  | Housing opportunities for persons with AIDS | Native American block grant | Housing for special populations | Public housing programs     |                             |                  |                             |                  |
|                                     |  |   |                             |                                 | Low rent housing assistance | Neighborhood revitalization | Drug elimination | Housing certificate program | Capital programs |
| <b>United States, total . . .</b>   | <b>38,996</b>                                    | <b>277,786</b>                              | <b>594,543</b>              | <b>977,726</b>                  | <b>24,887,666</b>           | <b>516,490</b>              | <b>809</b>       | <b>2,714,637</b>            | <b>3,338,062</b> |
| Alabama . . . . .                   | 204  | 2,511                                       | 2,445                       | 18,383                          | 371,998                     | 10,217                      | —                | 18,282                      | 69,919           |
| Alaska . . . . .                    | 50   | 399   | 116,874                     | 3,009                           | 40,716                      | —                           | —                | 3,280                       | 3,128            |
| Arizona . . . . .                   | 72   | 2,064                                       | 72,734                      | 21,727                          | 162,214                     | 11,539                      | 25               | 14,025                      | 9,479            |
| Arkansas . . . . .                  | —  | 748   | —                           | 4,617                           | 174,425                     | 53                          | —                | 16,692                      | 23,647           |
| California . . . . .                | 200  | 32,482                                      | 37,960                      | 97,648                          | 3,346,528                   | 11,575                      | 28               | 234,843                     | 100,466          |
| Colorado . . . . .                  | 459  | 1,793                                       | 3,319                       | 5,598                           | 309,678                     | 898                         | —                | 34,909                      | 17,737           |
| Connecticut . . . . .               | 518  | 2,974                                       | 13                          | 32,730                          | 514,073                     | 10,578                      | —                | 84,570                      | 35,151           |
| Delaware . . . . .                  | —  | 1,321                                       | —                           | 5,331                           | 64,436                      | 79                          | —                | 20,798                      | 4,340            |
| District of Columbia . . . . .      | 20,765   | 17,004                                      | 7,522                       | 10,233                          | -1,028,851                  | 14,547                      | —                | 28,950                      | 181,196          |
| Florida . . . . .                   | 208  | 33,760                                      | 2,970                       | 49,190                          | 1,070,720                   | 23,121                      | 126              | 62,658                      | 69,522           |
| Georgia . . . . .                   | 5  | 7,634                                       | 6                           | 24,868                          | 633,745                     | 38,189                      | —                | 27,252                      | 108,594          |
| Hawaii . . . . .                    | 27   | 1,486                                       | 8,378                       | 4,633                           | 114,209                     | —                           | 419              | 6,186                       | 18,688           |
| Idaho . . . . .                     | 31   | 287   | 2,316                       | 2,753                           | 38,171                      | —                           | —                | 12,512                      | 1,398            |
| Illinois . . . . .                  | 788  | 10,272                                      | 91                          | 64,212                          | 1,372,748                   | 37,150                      | —                | 193,829                     | 302,913          |
| Indiana . . . . .                   | —  | 1,735                                       | —                           | 16,842                          | 387,956                     | 13,522                      | —                | 17,784                      | 31,501           |
| Iowa . . . . .                      | —  | 377   | 437                         | 4,629                           | 156,255                     | —                           | —                | 9,138                       | 6,568            |
| Kansas . . . . .                    | -12  | 340   | 906                         | 1,857                           | 125,905                     | —                           | 8                | 8,999                       | 13,867           |
| Kentucky . . . . .                  | —  | 1,491                                       | —                           | 9,028                           | 319,215                     | 15,645                      | —                | 11,791                      | 44,965           |
| Louisiana . . . . .                 | 9  | 5,714                                       | 294                         | 10,065                          | 429,334                     | 5,648                       | —                | 25,046                      | 66,909           |
| Maine . . . . .                     | —  | 1,105                                       | 3,469                       | 4,950                           | 133,724                     | —                           | —                | 34,807                      | 5,896            |
| Maryland . . . . .                  | 9,594  | 9,484                                       | 1,386                       | 27,109                          | 605,893                     | 6,509                       | —                | 59,659                      | 83,318           |
| Massachusetts . . . . .             | 1,006  | 5,597                                       | 371                         | 32,640                          | 1,423,285                   | 1,590                       | 1                | 249,061                     | 71,787           |
| Michigan . . . . .                  | 1,260  | 4,241                                       | 16,349                      | 23,046                          | 557,872                     | 13,922                      | —                | 173,267                     | 44,565           |
| Minnesota . . . . .                 | 691  | 1,041                                       | 18,037                      | 19,384                          | 365,690                     | 4,557                       | —                | 99,105                      | 33,162           |
| Mississippi . . . . .               | 4  | 1,172                                       | 2,643                       | 4,671                           | 210,253                     | 10,583                      | 21               | 15,082                      | 24,151           |
| Missouri . . . . .                  | 8  | 2,397                                       | 55                          | 24,330                          | 415,039                     | 8,147                       | 3                | 21,608                      | 38,508           |
| Montana . . . . .                   | —  | 736   | 28,460                      | 6,942                           | 52,838                      | —                           | —                | 3,425                       | 3,240            |
| Nebraska . . . . .                  | 17   | 387   | 4,954                       | 5,745                           | 91,042                      | —                           | —                | 4,726                       | 14,768           |
| Nevada . . . . .                    | —  | 1,508                                       | 8,344                       | 851                             | 120,885                     | 69                          | —                | 8,228                       | 8,871            |
| New Hampshire . . . . .             | —  | 971   | —                           | 11,701                          | 109,900                     | —                           | —                | 17,835                      | 7,133            |
| New Jersey . . . . .                | 948  | 9,237                                       | —                           | 41,198                          | 1,097,664                   | 28,927                      | 105              | 215,481                     | 78,284           |
| New Mexico . . . . .                | —  | 989   | 16,087                      | 4,426                           | 100,592                     | 349                         | —                | 7,619                       | 8,193            |
| New York . . . . .                  | 419  | 58,770                                      | 2,263                       | 99,152                          | 3,768,338                   | 28,909                      | 75               | 215,483                     | 464,769          |
| North Carolina . . . . .            | 262  | 3,302                                       | 18,869                      | 17,173                          | 564,808                     | 30,711                      | —                | 26,425                      | 64,252           |
| North Dakota . . . . .              | 232  | —   | 19,974                      | 2,350                           | 52,206                      | —                           | —                | 1,196                       | 2,928            |
| Ohio . . . . .                      | 79   | 3,304                                       | —                           | 45,035                          | 1,172,828                   | 35,613                      | —                | 97,806                      | 110,605          |
| Oklahoma . . . . .                  | 128  | 1,159                                       | 82,433                      | 8,407                           | 183,151                     | 309                         | —                | 14,749                      | 21,249           |
| Oregon . . . . .                    | —  | 2,261                                       | 16,366                      | 10,281                          | 198,432                     | 14,411                      | —                | 29,108                      | 12,474           |
| Pennsylvania . . . . .              | 8  | 9,563                                       | 1                           | 54,352                          | 1,058,826                   | 39,780                      | —                | 159,738                     | 176,321          |
| Rhode Island . . . . .              | 61   | 1,332                                       | 787                         | 17,127                          | 192,551                     | 3,349                       | —                | 32,634                      | 14,994           |
| South Carolina . . . . .            | 153  | 2,987                                       | 1,260                       | 10,952                          | 257,818                     | 31,539                      | —                | 16,406                      | 28,135           |
| South Dakota . . . . .              | —  | —   | 30,711                      | 3,149                           | 44,657                      | —                           | —                | 11,742                      | 1,747            |
| Tennessee . . . . .                 | 369  | 3,474                                       | —                           | 15,480                          | 396,161                     | 31,359                      | —                | 32,223                      | 74,949           |
| Texas . . . . .                     | 833  | 11,013                                      | 1,110                       | 41,393                          | 1,271,960                   | 9,246                       | -14              | 90,089                      | 146,515          |
| Utah . . . . .                      | 333  | 386   | 1,772                       | 1,376                           | 79,083                      | —                           | —                | 5,213                       | 2,967            |
| Vermont . . . . .                   | 162  | 463   | —                           | 4,193                           | 54,586                      | —                           | —                | 13,702                      | 2,654            |
| Virginia . . . . .                  | -1,145   | 2,507                                       | 878                         | 16,543                          | 521,720                     | 5,060                       | —                | 81,578                      | 106,909          |
| Washington . . . . .                | 234  | 3,319                                       | 41,443                      | 14,691                          | 398,734                     | 12,039                      | —                | 7,988                       | 31,385           |
| West Virginia . . . . .             | —  | 579   | —                           | 1,144                           | 130,099                     | 356                         | —                | 10,715                      | 10,009           |
| Wisconsin . . . . .                 | —  | 1,577                                       | 17,571                      | 7,740                           | 254,488                     | 6,395                       | —                | 77,047                      | 14,769           |
| Wyoming . . . . .                   | 11   | 102   | 2,685                       | 3,790                           | 19,745                      | —                           | —                | 2,375                       | 1,136            |
| American Samoa . . . . .            | —  | —   | —                           | —                               | —                           | —                           | —                | —                           | —                |
| Fed. States of Micronesia . . . . . | —  | —   | —                           | —                               | —                           | —                           | —                | —                           | —                |
| Guam . . . . .                      | —  | —   | —                           | —                               | 32,442                      | —                           | —                | -193                        | 2,350            |
| Marshall Islands . . . . .          | —  | —   | —                           | —                               | —                           | —                           | —                | —                           | —                |
| Northern Marianas . . . . .         | —  | —   | —                           | —                               | 3,902                       | —                           | —                | -240                        | —                |
| Palau . . . . .                     | —  | —   | —                           | —                               | —                           | —                           | —                | —                           | —                |
| Puerto Rico . . . . .               | 5  | 8,015                                       | —                           | 7,880                           | 395,407                     | —                           | 12               | 45,698                      | 177,650          |
| Virgin Islands . . . . .            | —  | 416   | —                           | 1,172                           | 38,956                      | —                           | —                | 1,688                       | 6,573            |
| Undistributed . . . . .             | —  | —   | —                           | —                               | -91,384                     | —                           | —                | 20                          | 330,858          |

See footnotes at end of table.

**Table 1. Federal Government Grants and Other Payments to State and Local Governments, by Agency and for Selected Programs, by State and Outlying Area: Fiscal Year 2007—Con.**

[In thousand dollars. Detail may not add to total because of rounding. For meaning of abbreviations and symbols, see introductory text]

| State and outlying area             | Department of Housing and Urban Development—Con. |                |                  | Department of the Interior |                           |                           |                 |                       |
|-------------------------------------|--|----------------|------------------|----------------------------|---------------------------|---------------------------|-----------------|-----------------------|
|                                     | Housing programs—Con.                            |                | Total            | Bureau of Indian Affairs   | Bureau of Land Management |                           |                 | Bureau of Reclamation |
|                                     | Home ownership assistance                        | Other          |                  |                            | Total                     | Payments in lieu of taxes | Shared revenues |                       |
| <b>United States, total . . .</b>   | <b>1,898,605</b>                                 | <b>338,349</b> | <b>4,431,844</b> | <b>433,390</b>             | <b>379,932</b>            | <b>232,131</b>            | <b>147,801</b>  | <b>163,888</b>        |
| Alabama . . . . .                   | 33,120   | 1,992          | 38,524           | 3,167                      | 445                       | 445                       | —               | —                     |
| Alaska . . . . .                    | 3,158  | 17             | 166,972          | 82,538                     | 28,947                    | 16,162                    | 12,785          | —                     |
| Arizona . . . . .                   | 21,408   | 2,281          | 85,671           | 43,101                     | 19,454                    | 19,098                    | 356             | 3,670                 |
| Arkansas . . . . .                  | 16,244   | 8              | 27,002           | 203                        | 2,884                     | 2,884                     | —               | —                     |
| California . . . . .                | 298,650  | 19,996         | 194,911          | 28,769                     | 21,296                    | 21,026                    | 270             | 36,591                |
| Colorado . . . . .                  | 25,676   | 2,094          | 222,439          | 1,496                      | 17,750                    | 17,353                    | 397             | 59,044                |
| Connecticut . . . . .               | 24,462   | 7,871          | 6,431            | —                          | 925                       | 18                        | —               | —                     |
| Delaware . . . . .                  | 6,710  | 1,282          | 4,178            | —                          | 11                        | 11                        | —               | —                     |
| District of Columbia . . . . .      | 27,589   | 13,107         | 721              | —                          | 16                        | 16                        | —               | —                     |
| Florida . . . . .                   | 122,543  | 1,726          | 32,347           | 3,768                      | 2,799                     | 2,799                     | —               | —                     |
| Georgia . . . . .                   | 40,907   | 123,203        | 18,859           | —                          | 1,484                     | 1,484                     | —               | —                     |
| Hawaii . . . . .                    | 4,889  | 14             | 31,062           | —                          | 197                       | 197                       | —               | —                     |
| Idaho . . . . .                     | 5,315  | —              | 42,008           | 7,246                      | 16,884                    | 16,588                    | 296             | 1,469                 |
| Illinois . . . . .                  | 84,643   | 22,385         | 26,853           | 103                        | 648                       | 648                       | —               | —                     |
| Indiana . . . . .                   | 29,168   | 740            | 18,401           | 63                         | 392                       | 392                       | —               | —                     |
| Iowa . . . . .                      | 15,991   | 2,568          | 12,876           | 511                        | 266                       | 266                       | —               | —                     |
| Kansas . . . . .                    | 11,383   | 1,105          | 17,506           | 2,031                      | 663                       | 663                       | —               | 426                   |
| Kentucky . . . . .                  | 24,478   | 1,228          | 46,721           | 267                        | 1,578                     | 1,578                     | —               | —                     |
| Louisiana . . . . .                 | 21,758   | 1,712          | 47,887           | 1,992                      | 343                       | 323                       | 20              | —                     |
| Maine . . . . .                     | 9,118  | 2,197          | 15,429           | 6,659                      | 212                       | 212                       | —               | —                     |
| Maryland . . . . .                  | 22,614   | 16,129         | 12,675           | —                          | 68                        | 68                        | —               | —                     |
| Massachusetts . . . . .             | 49,789   | 9,140          | 10,204           | 1,719                      | 62                        | 62                        | —               | —                     |
| Michigan . . . . .                  | 55,006   | 5,203          | 49,060           | 17,313                     | 2,560                     | 2,560                     | —               | —                     |
| Minnesota . . . . .                 | 23,375   | 6,074          | 47,587           | 24,228                     | 1,600                     | 1,600                     | —               | —                     |
| Mississippi . . . . .               | 16,118   | 1,427          | 20,287           | 4,315                      | 902                       | 902                       | —               | —                     |
| Missouri . . . . .                  | 26,015   | 5,105          | 27,306           | 501                        | 2,309                     | 2,309                     | —               | —                     |
| Montana . . . . .                   | 5,770  | 2              | 99,927           | 19,140                     | 18,473                    | 17,186                    | 1,287           | 2,789                 |
| Nebraska . . . . .                  | 6,921  | 772            | 16,732           | 4,373                      | 680                       | 679                       | 1               | 505                   |
| Nevada . . . . .                    | 10,635   | 77             | 75,999           | 8,977                      | 25,868                    | 13,896                    | 11,972          | 23,187                |
| New Hampshire . . . . .             | 7,223  | 178            | 6,091            | -551                       | 1,037                     | 1,037                     | —               | —                     |
| New Jersey . . . . .                | 56,060   | 2,221          | 9,612            | —                          | 69                        | 69                        | —               | —                     |
| New Mexico . . . . .                | 11,417   | 8              | 610,605          | 15,488                     | 23,957                    | 22,743                    | 1,214           | 2,403                 |
| New York . . . . .                  | 159,225  | 23,621         | 21,292           | 2,334                      | 80                        | 80                        | —               | —                     |
| North Carolina . . . . .            | 52,598   | 4,003          | 21,695           | 1,330                      | 2,493                     | 2,493                     | —               | —                     |
| North Dakota . . . . .              | 3,248  | —              | 36,653           | 10,830                     | 941                       | 929                       | 12              | 1,511                 |
| Ohio . . . . .                      | 82,572   | 13,656         | 30,069           | —                          | 438                       | 438                       | —               | —                     |
| Oklahoma . . . . .                  | 24,223   | 196            | 66,131           | 40,030                     | 1,578                     | 1,558                     | 20              | 9                     |
| Oregon . . . . .                    | 23,193   | 1,275          | 163,546          | 16,254                     | 123,915                   | 6,576                     | 117,339         | 3,830                 |
| Pennsylvania . . . . .              | 79,627   | 23,293         | 71,043           | —                          | 339                       | 339                       | —               | —                     |
| Rhode Island . . . . .              | 11,068   | 2,698          | 8,361            | 1,054                      | —                         | —                         | —               | —                     |
| South Carolina . . . . .            | 18,830   | 515            | 16,507           | —                          | 241                       | 241                       | —               | —                     |
| South Dakota . . . . .              | 5,375  | 5              | 33,240           | 15,091                     | 2,766                     | 2,684                     | 82              | 3,296                 |
| Tennessee . . . . .                 | 29,796   | 2,707          | 22,352           | 25                         | 1,460                     | 1,460                     | —               | —                     |
| Texas . . . . .                     | 98,583   | 7,153          | 70,233           | 2,429                      | 2,656                     | 2,656                     | —               | 944                   |
| Utah . . . . .                      | 8,037  | 736            | 202,075          | 1,249                      | 20,454                    | 20,057                    | 397             | 11,371                |
| Vermont . . . . .                   | 5,120  | 1,608          | 8,425            | 860                        | 539                       | 539                       | —               | —                     |
| Virginia . . . . .                  | 55,199   | 29,071         | 29,608           | 135                        | 2,354                     | 2,354                     | —               | —                     |
| Washington . . . . .                | 42,751   | 1,686          | 112,075          | 55,127                     | 6,740                     | 6,699                     | 41              | 12,440                |
| West Virginia . . . . .             | 12,309   | 2,881          | 41,119           | 12                         | 1,575                     | 1,575                     | —               | —                     |
| Wisconsin . . . . .                 | 30,703   | 6,524          | 33,441           | 7,489                      | 786                       | 786                       | —               | —                     |
| Wyoming . . . . .                   | 1,314  | —              | 984,907          | 789                        | 16,675                    | 15,363                    | 1,312           | 403                   |
| American Samoa . . . . .            | 624  | —              | 36,863           | —                          | —                         | —                         | —               | —                     |
| Fed. States of Micronesia . . . . . | —  | —              | 84,142           | —                          | —                         | —                         | —               | —                     |
| Guam . . . . .                      | 2,682  | —              | 95,167           | —                          | 1                         | 1                         | —               | —                     |
| Marshall Islands . . . . .          | —  | —              | 82,724           | —                          | —                         | —                         | —               | —                     |
| Northern Marianas . . . . .         | 665  | —              | 10,821           | —                          | —                         | —                         | —               | —                     |
| Palau . . . . .                     | —  | —              | 17,935           | —                          | —                         | —                         | —               | —                     |
| Puerto Rico . . . . .               | 31,603   | 5              | 4,983            | —                          | 6                         | 6                         | —               | —                     |
| Virgin Islands . . . . .            | 1,107  | —              | 66,101           | —                          | 23                        | 23                        | —               | —                     |
| Undistributed . . . . .             | —  | -35,146        | 17,453           | 10                         | —                         | —                         | —               | —                     |

See footnotes at end of table.

**Table 1. Federal Government Grants and Other Payments to State and Local Governments, by Agency and for Selected Programs, by State and Outlying Area: Fiscal Year 2007—Con.**

[In thousand dollars. Detail may not add to total because of rounding. For meaning of abbreviations and symbols, see introductory text]

| State and outlying area             | Department of the Interior—Con. |                                       |                        |               |                             |                      |               |                       |                       |               |
|-------------------------------------|---------------------------------|---------------------------------------|------------------------|---------------|-----------------------------|----------------------|---------------|-----------------------|-----------------------|---------------|
|                                     | Fish and Wildlife Service       |                                       |                        |               | Minerals Management Service |                      |               | National Park Service |                       |               |
|                                     | Total                           | Wildlife conservation and restoration | Sport fish restoration | Other         | Total                       | Minerals Leasing Act | Other         | Total                 | Historic preservation | Other         |
| <b>United States, total . . .</b>   | <b>719,646</b>                  | <b>405,331</b>                        | <b>297,922</b>         | <b>16,393</b> | <b>1,972,321</b>            | <b>1,880,899</b>     | <b>91,422</b> | <b>135,549</b>        | <b>59,334</b>         | <b>76,215</b> |
| Alabama . . . . .                   | 11,582                          | 6,746                                 | 4,645                  | 191           | 14,175                      | 299                  | 13,876        | 2,449                 | 1,260                 | 1,189         |
| Alaska . . . . .                    | 29,601                          | 12,080                                | 17,500                 | 21            | 21,796                      | 14,029               | 7,767         | 1,784                 | 941                   | 843           |
| Arizona . . . . .                   | 16,690                          | 9,840                                 | 6,788                  | 62            | 41                          | 41                   | —             | 2,715                 | 600                   | 2,115         |
| Arkansas . . . . .                  | 12,832                          | 5,668                                 | 6,970                  | 194           | 8,143                       | 2,136                | 6,007         | 1,839                 | 630                   | 1,209         |
| California . . . . .                | 43,764                          | 30,113                                | 10,974                 | 2,677         | 58,914                      | 52,116               | 6,798         | 5,577                 | 533                   | 5,044         |
| Colorado . . . . .                  | 14,312                          | 7,280                                 | 7,032                  | —             | 122,895                     | 122,894              | 1             | 2,912                 | 1,058                 | 1,854         |
| Connecticut . . . . .               | 5,331                           | 1,758                                 | 3,115                  | 458           | —                           | —                    | —             | 157                   | 157                   | —             |
| Delaware . . . . .                  | 3,652                           | 1,766                                 | 1,863                  | 23            | —                           | —                    | —             | 515                   | 509                   | 6             |
| District of Columbia . . . . .      | 381                             | 96                                    | 285                    | —             | —                           | —                    | —             | 324                   | 278                   | 46            |
| Florida . . . . .                   | 19,662                          | 7,540                                 | 10,722                 | 1,400         | 7                           | 5                    | 2             | 6,111                 | 1,262                 | 4,849         |
| Georgia . . . . .                   | 12,939                          | 7,072                                 | 5,839                  | 28            | —                           | —                    | —             | 4,436                 | 648                   | 3,788         |
| Hawaii . . . . .                    | 7,565                           | 5,193                                 | 2,372                  | —             | —                           | —                    | —             | 786                   | 650                   | 136           |
| Idaho . . . . .                     | 11,505                          | 6,427                                 | 5,059                  | 19            | 3,553                       | 3,552                | 1             | 1,351                 | 490                   | 861           |
| Illinois . . . . .                  | 15,312                          | 8,683                                 | 5,429                  | 1,200         | 205                         | —                    | 205           | 1,857                 | 892                   | 965           |
| Indiana . . . . .                   | 9,290                           | 6,159                                 | 3,131                  | —             | 8                           | —                    | 8             | 2,186                 | 472                   | 1,714         |
| Iowa . . . . .                      | 8,729                           | 5,233                                 | 3,416                  | 80            | —                           | —                    | —             | 1,277                 | 601                   | 676           |
| Kansas . . . . .                    | 8,966                           | 4,640                                 | 4,326                  | —             | 1,876                       | 1,871                | 5             | 1,491                 | 605                   | 886           |
| Kentucky . . . . .                  | 10,705                          | 5,989                                 | 4,142                  | 574           | 715                         | 2                    | 713           | 5,051                 | 3,391                 | 1,660         |
| Louisiana . . . . .                 | 11,329                          | 6,058                                 | 5,057                  | 214           | 24,030                      | 631                  | 23,399        | 10,023                | 8,357                 | 1,666         |
| Maine . . . . .                     | 7,064                           | 3,482                                 | 3,430                  | 152           | —                           | —                    | —             | 1,494                 | 617                   | 877           |
| Maryland . . . . .                  | 7,930                           | 3,599                                 | 2,684                  | 1,647         | —                           | —                    | —             | 2,308                 | 858                   | 1,450         |
| Massachusetts . . . . .             | 7,590                           | 3,397                                 | 3,154                  | 1,039         | —                           | —                    | —             | 833                   | 814                   | 19            |
| Michigan . . . . .                  | 24,024                          | 13,522                                | 10,410                 | 92            | 617                         | 528                  | 89            | 4,546                 | 1,126                 | 3,420         |
| Minnesota . . . . .                 | 19,919                          | 9,229                                 | 10,661                 | 29            | 13                          | 1                    | 12            | 1,827                 | 857                   | 970           |
| Mississippi . . . . .               | 9,358                           | 4,996                                 | 4,235                  | 127           | 2,226                       | 55                   | 2,171         | 3,337                 | 2,870                 | 467           |
| Missouri . . . . .                  | 16,666                          | 8,152                                 | 8,413                  | 101           | 3,598                       | 3                    | 3,595         | 2,628                 | 845                   | 1,783         |
| Montana . . . . .                   | 14,432                          | 7,218                                 | 7,214                  | —             | 39,158                      | 39,158               | —             | 1,824                 | 754                   | 1,070         |
| Nebraska . . . . .                  | 9,883                           | 5,543                                 | 3,840                  | 500           | 24                          | 24                   | —             | 1,267                 | 636                   | 631           |
| Nevada . . . . .                    | 9,489                           | 5,571                                 | 3,802                  | 116           | 6,907                       | 6,907                | —             | 1,571                 | 777                   | 794           |
| New Hampshire . . . . .             | 5,125                           | 1,922                                 | 3,128                  | 75            | —                           | —                    | —             | 480                   | 247                   | 233           |
| New Jersey . . . . .                | 6,750                           | 4,254                                 | 2,397                  | 99            | —                           | —                    | —             | 2,793                 | 699                   | 2,094         |
| New Mexico . . . . .                | 11,935                          | 6,438                                 | 5,497                  | —             | 552,931                     | 552,931              | —             | 1,607                 | 961                   | 646           |
| New York . . . . .                  | 13,106                          | 7,101                                 | 5,026                  | 979           | —                           | —                    | —             | 5,772                 | 1,123                 | 4,649         |
| North Carolina . . . . .            | 13,447                          | 7,572                                 | 5,829                  | 46            | —                           | —                    | —             | 4,425                 | 629                   | 3,796         |
| North Dakota . . . . .              | 6,231                           | 3,770                                 | 2,461                  | —             | 13,776                      | 13,761               | 15            | 1,050                 | 442                   | 608           |
| Ohio . . . . .                      | 18,256                          | 11,321                                | 6,710                  | 225           | 493                         | 3                    | 490           | 3,670                 | 919                   | 2,751         |
| Oklahoma . . . . .                  | 13,180                          | 6,692                                 | 6,394                  | 94            | 6,988                       | 5,510                | 1,478         | 1,603                 | 720                   | 883           |
| Oregon . . . . .                    | 17,343                          | 10,129                                | 7,187                  | 27            | 527                         | 527                  | —             | 1,677                 | 990                   | 687           |
| Pennsylvania . . . . .              | 18,368                          | 9,893                                 | 8,379                  | 96            | 55                          | —                    | 55            | 5,440                 | 1,192                 | 4,248         |
| Rhode Island . . . . .              | 4,304                           | 1,334                                 | 2,847                  | 123           | —                           | —                    | —             | 3,003                 | 790                   | 2,213         |
| South Carolina . . . . .            | 14,052                          | 9,665                                 | 3,616                  | 771           | —                           | —                    | —             | 2,214                 | 703                   | 1,511         |
| South Dakota . . . . .              | 9,680                           | 6,199                                 | 3,481                  | —             | 1,007                       | 1,007                | —             | 1,400                 | 598                   | 802           |
| Tennessee . . . . .                 | 19,675                          | 10,715                                | 8,707                  | 253           | —                           | —                    | —             | 1,170                 | 694                   | 476           |
| Texas . . . . .                     | 37,211                          | 20,394                                | 16,707                 | 110           | 21,667                      | 1,912                | 19,755        | 3,227                 | 1,457                 | 1,770         |
| Utah . . . . .                      | 29,972                          | 24,686                                | 5,286                  | —             | 135,366                     | 135,366              | —             | 997                   | 708                   | 289           |
| Vermont . . . . .                   | 5,575                           | 2,150                                 | 3,360                  | 65            | —                           | —                    | —             | 1,451                 | 732                   | 719           |
| Virginia . . . . .                  | 11,018                          | 6,087                                 | 4,490                  | 441           | 233                         | —                    | 233           | 7,810                 | 5,381                 | 2,429         |
| Washington . . . . .                | 35,134                          | 27,529                                | 6,057                  | 1,548         | 366                         | 366                  | —             | 2,268                 | 1,294                 | 974           |
| West Virginia . . . . .             | 7,594                           | 4,442                                 | 3,152                  | —             | 389                         | 2                    | 387           | 2,173                 | 1,148                 | 1,025         |
| Wisconsin . . . . .                 | 23,014                          | 11,222                                | 11,719                 | 73            | —                           | —                    | —             | 2,152                 | 854                   | 1,298         |
| Wyoming . . . . .                   | 7,531                           | 4,636                                 | 2,895                  | —             | 925,262                     | 925,262              | —             | 1,789                 | 1,117                 | 672           |
| American Samoa . . . . .            | 2,055                           | 325                                   | 1,455                  | 275           | —                           | —                    | —             | 566                   | 566                   | —             |
| Fed. States of Micronesia . . . . . | —                               | —                                     | —                      | —             | —                           | —                    | —             | 382                   | 382                   | —             |
| Guam . . . . .                      | 1,491                           | 781                                   | 710                    | —             | —                           | —                    | —             | 313                   | 313                   | —             |
| Marshall Islands . . . . .          | —                               | —                                     | —                      | —             | —                           | —                    | —             | 101                   | 101                   | —             |
| Northern Marianas . . . . .         | 1,786                           | 850                                   | 788                    | 148           | —                           | —                    | —             | 193                   | 190                   | 3             |
| Palau . . . . .                     | —                               | —                                     | —                      | —             | —                           | —                    | —             | 195                   | 195                   | —             |
| Puerto Rico . . . . .               | 4,368                           | 1,794                                 | 2,574                  | —             | —                           | —                    | —             | 609                   | 523                   | 86            |
| Virgin Islands . . . . .            | 943                             | 380                                   | 562                    | 1             | —                           | —                    | —             | 454                   | 404                   | 50            |
| Undistributed . . . . .             | —                               | —                                     | —                      | —             | 4,360                       | —                    | 4,360         | 89                    | 89                    | —             |

See footnotes at end of table.

**Table 1. Federal Government Grants and Other Payments to State and Local Governments, by Agency and for Selected Programs, by State and Outlying Area: Fiscal Year 2007—Con.**

[In thousand dollars. Detail may not add to total because of rounding. For meaning of abbreviations and symbols, see introductory text]

| State and outlying area             | Department of the Interior—Con.                        |                            |               |                           | Department of Justice |                       |                            |
|-------------------------------------|--|----------------------------|---------------|---------------------------|-----------------------|-----------------------|----------------------------|
|                                     | Office of Surface Mining, Reclamation, and Enforcement |                            |               | Office of Insular Affairs | Total                 | Federal Prison System | Office of Asset Forfeiture |
|                                     | Total  | Abandoned mine reclamation | Other         |                           |                       |                       |                            |
| <b>United States, total . . .</b>   | <b>212,464</b>   | <b>158,679</b>             | <b>53,785</b> | <b>414,654</b>            | <b>3,632,778</b>      | <b>48,949</b>         | <b>418,015</b>             |
| Alabama . . . . .                   | 6,706  | 5,636                      | 1,070         | —                         | 53,657                | 22                    | 1,807                      |
| Alaska . . . . .                    | 2,306  | 2,145                      | 161           | —                         | 32,844                | —                     | 1,888                      |
| Arizona . . . . .                   | —  | —                          | —             | —                         | 85,538                | 75                    | 6,075                      |
| Arkansas . . . . .                  | 1,101  | 971                        | 130           | —                         | 20,143                | —                     | 1,622                      |
| California . . . . .                | —  | —                          | —             | —                         | 420,789               | 101                   | 43,380                     |
| Colorado . . . . .                  | 4,030  | 2,172                      | 1,858         | —                         | 54,623                | 438                   | 4,422                      |
| Connecticut . . . . .               | —  | —                          | —             | —                         | 29,544                | 514                   | 1,933                      |
| Delaware . . . . .                  | —  | —                          | —             | —                         | 10,537                | —                     | —                          |
| District of Columbia . . . . .      | —  | —                          | —             | —                         | 69,916                | 2,932                 | 294                        |
| Florida . . . . .                   | —  | —                          | —             | —                         | 212,836               | 494                   | 49,216                     |
| Georgia . . . . .                   | —  | —                          | —             | —                         | 161,341               | 25                    | 23,727                     |
| Hawaii . . . . .                    | —  | —                          | —             | 22,514                    | 22,944                | —                     | 2,851                      |
| Idaho . . . . .                     | —  | —                          | —             | —                         | 18,876                | 70                    | 348                        |
| Illinois . . . . .                  | 8,728  | 6,794                      | 1,934         | —                         | 130,892               | 1,041                 | 14,367                     |
| Indiana . . . . .                   | 6,462  | 4,878                      | 1,584         | —                         | 37,802                | —                     | 2,489                      |
| Iowa . . . . .                      | 2,093  | 1,968                      | 125           | —                         | 24,945                | —                     | 1,802                      |
| Kansas . . . . .                    | 2,053  | 1,955                      | 98            | —                         | 23,866                | 15                    | 2,045                      |
| Kentucky . . . . .                  | 28,405   | 16,187                     | 12,218        | —                         | 45,073                | 371                   | 3,042                      |
| Louisiana . . . . .                 | 170  | 55                         | 115           | —                         | 47,026                | —                     | 1,955                      |
| Maine . . . . .                     | —  | —                          | —             | —                         | 17,549                | —                     | 1,141                      |
| Maryland . . . . .                  | 2,369  | 1,586                      | 783           | —                         | 122,998               | 309                   | 62,325                     |
| Massachusetts . . . . .             | —  | —                          | —             | —                         | 81,775                | 809                   | 3,373                      |
| Michigan . . . . .                  | —  | —                          | —             | —                         | 67,124                | —                     | 7,384                      |
| Minnesota . . . . .                 | —  | —                          | —             | —                         | 45,392                | —                     | 1,764                      |
| Mississippi . . . . .               | 149  | —                          | 149           | —                         | 41,828                | —                     | 2,680                      |
| Missouri . . . . .                  | 1,604  | 1,379                      | 225           | —                         | 61,611                | 25                    | 6,579                      |
| Montana . . . . .                   | 4,111  | 3,235                      | 876           | —                         | 18,833                | 297                   | 637                        |
| Nebraska . . . . .                  | —  | —                          | —             | —                         | 27,506                | 979                   | 3,753                      |
| Nevada . . . . .                    | —  | —                          | —             | —                         | 40,932                | —                     | 4,623                      |
| New Hampshire . . . . .             | —  | —                          | —             | —                         | 22,487                | —                     | 1,466                      |
| New Jersey . . . . .                | —  | —                          | —             | —                         | 79,139                | —                     | 6,967                      |
| New Mexico . . . . .                | 2,284  | 1,566                      | 718           | —                         | 31,792                | 2,334                 | 3,920                      |
| New York . . . . .                  | —  | —                          | —             | —                         | 259,199               | 277                   | 38,748                     |
| North Carolina . . . . .            | —  | —                          | —             | —                         | 78,262                | 7,678                 | 13,627                     |
| North Dakota . . . . .              | 2,314  | 1,814                      | 500           | —                         | 16,042                | 1,025                 | 131                        |
| Ohio . . . . .                      | 7,212  | 5,886                      | 1,326         | —                         | 78,657                | 750                   | 13,253                     |
| Oklahoma . . . . .                  | 2,743  | 1,803                      | 940           | —                         | 40,887                | 1,191                 | 5,788                      |
| Oregon . . . . .                    | —  | —                          | —             | —                         | 35,008                | 3                     | 1,743                      |
| Pennsylvania . . . . .              | 46,841   | 36,486                     | 10,355        | —                         | 150,199               | 3,918                 | 9,959                      |
| Rhode Island . . . . .              | —  | —                          | —             | —                         | 25,031                | —                     | 1,480                      |
| South Carolina . . . . .            | —  | —                          | —             | —                         | 60,882                | 968                   | 2,430                      |
| South Dakota . . . . .              | —  | —                          | —             | —                         | 18,664                | 51                    | 19                         |
| Tennessee . . . . .                 | 22   | —                          | 22            | —                         | 98,935                | 124                   | 7,236                      |
| Texas . . . . .                     | 2,099  | 713                        | 1,386         | —                         | 192,547               | 1,136                 | 37,283                     |
| Utah . . . . .                      | 2,666  | 1,474                      | 1,192         | —                         | 18,696                | 21                    | 1,205                      |
| Vermont . . . . .                   | —  | —                          | —             | —                         | 16,458                | 159                   | 859                        |
| Virginia . . . . .                  | 8,058  | 4,837                      | 3,221         | —                         | 139,958               | 395                   | 3,677                      |
| Washington . . . . .                | —  | —                          | —             | —                         | 74,969                | 161                   | 2,825                      |
| West Virginia . . . . .             | 29,376   | 18,471                     | 10,905        | —                         | 62,530                | 20,003                | 444                        |
| Wisconsin . . . . .                 | —  | —                          | —             | —                         | 59,841                | 46                    | 5,232                      |
| Wyoming . . . . .                   | 32,458   | 30,780                     | 1,678         | —                         | 6,415                 | 6                     | 101                        |
| American Samoa . . . . .            | —  | —                          | —             | 34,242                    | 1,013                 | —                     | —                          |
| Fed. States of Micronesia . . . . . | —  | —                          | —             | 83,760                    | 186                   | 186                   | —                          |
| Guam . . . . .                      | —  | —                          | —             | 93,362                    | 5,783                 | —                     | 208                        |
| Marshall Islands . . . . .          | —  | —                          | —             | 82,623                    | —                     | —                     | —                          |
| Northern Marianas . . . . .         | —  | —                          | —             | 8,842                     | 1,693                 | —                     | —                          |
| Palau . . . . .                     | —  | —                          | —             | 17,740                    | —                     | —                     | —                          |
| Puerto Rico . . . . .               | —  | —                          | —             | —                         | 23,332                | —                     | 1,809                      |
| Virgin Islands . . . . .            | —  | —                          | —             | 64,681                    | 5,432                 | —                     | 82                         |
| Undistributed . . . . .             | 6,104  | 5,888                      | 216           | 6,890                     | 1                     | —                     | 1                          |

See footnotes at end of table.

Table 1. **Federal Government Grants and Other Payments to State and Local Governments, by Agency and for Selected Programs, by State and Outlying Area: Fiscal Year 2007—Con.**

[In thousand dollars. Detail may not add to total because of rounding. For meaning of abbreviations and symbols, see introductory text]

| State and outlying area                     | Department of Justice—Con. |                                     |                |   |                           |                |                              |                                     |                |               |               |                           |               |
|---|----------------------------|-------------------------------------|----------------|---|---------------------------|----------------|------------------------------|-------------------------------------|----------------|---------------|---------------|---------------------------|---------------|
|   | Office of Justice Programs |                                     |                |   |                           |                |                              |                                     |                |               |               |                           |               |
|   | Total                      | Correc-tions, probation, and parole | Crime victims  | Educa-tion, research, and statistics programs | Juvenile justice programs | Total          | Law Enforcement Assistance   |                                     |                |               |               | Sub-stance abuse programs | Other         |
| Communi-ty oriented policing program (COPS) |                            |                                     |                |   |                           |                | Law enforce-ment block grant | Violence against women and children | Weed and seed  | Other         |               |                           |               |
| <b>United States, total . . .</b>           | <b>3,165,814</b>           | <b>219,500</b>                      | <b>878,012</b> | <b>243,492</b>                                | <b>456,643</b>            | <b>632,763</b> | <b>256,701</b>               | <b>12,801</b>                       | <b>294,816</b> | <b>47,880</b> | <b>20,565</b> | <b>678,797</b>            | <b>56,607</b> |
| Alabama . . . . .                           | 51,828                     | 4,935                               | 6,612          | 3,131   | 7,355                     | 15,972         | 11,616                       | 27                                  | 3,603          | 532           | 194           | 13,214                    | 609           |
| Alaska . . . . .                            | 30,956                     | 272                                 | 2,418          | 847   | 4,379                     | 15,628         | 7,917                        | —                                   | 6,860          | 428           | 423           | 7,068                     | 344           |
| Arizona . . . . .                           | 79,388                     | 2,124                               | 25,189         | 9,692   | 3,624                     | 26,165         | 17,722                       | —                                   | 6,760          | 1,438         | 239           | 11,553                    | 1,041         |
| Arkansas . . . . .                          | 18,521                     | 1,343                               | 4,910          | 1,567   | 1,308                     | 3,849          | 705                          | 720                                 | 1,822          | 99            | 503           | 5,043                     | 501           |
| California . . . . .                        | 377,308                    | 22,396                              | 195,448        | 24,621  | 28,731                    | 57,297         | 29,298                       | 150                                 | 24,068         | 2,404         | 1,377         | 44,848                    | 3,967         |
| Colorado . . . . .                          | 49,763                     | 2,134                               | 17,386         | 6,610   | 6,211                     | 10,858         | 5,593                        | 218                                 | 4,698          | 190           | 159           | 5,753                     | 811           |
| Connecticut . . . . .                       | 27,097                     | 3,146                               | 7,298          | 2,865   | 2,457                     | 7,665          | 2,897                        | 24                                  | 3,663          | 712           | 369           | 3,390                     | 276           |
| Delaware . . . . .                          | 10,537                     | 858                                 | 2,040          | 856   | 2,035                     | 2,572          | 1,257                        | —                                   | 1,141          | 172           | 2             | 1,965                     | 211           |
| District of Columbia . . . . .              | 66,690                     | 4,323                               | 3,087          | 8,161   | 22,815                    | 6,962          | 926                          | 12                                  | 3,954          | 2,039         | 31            | 18,499                    | 2,843         |
| Florida . . . . .                           | 163,126                    | 2,149                               | 44,573         | 27,369  | 20,884                    | 24,547         | 11,105                       | 749                                 | 8,864          | 2,972         | 857           | 40,900                    | 2,704         |
| Georgia . . . . .                           | 137,589                    | 1,793                               | 16,574         | 1,993   | 91,690                    | 10,960         | 4,909                        | 1                                   | 4,542          | 683           | 825           | 13,571                    | 1,008         |
| Hawaii . . . . .                            | 20,093                     | 518                                 | 2,577          | 858   | 4,586                     | 4,302          | 1,926                        | —                                   | 2,176          | 161           | 39            | 6,998                     | 254           |
| Idaho . . . . .                             | 18,458                     | 798                                 | 3,731          | 371   | 1,829                     | 7,587          | 2,980                        | —                                   | 4,188          | —             | 419           | 3,879                     | 263           |
| Illinois . . . . .                          | 115,484                    | 27,799                              | 40,441         | 4,819   | 9,187                     | 13,762         | 4,212                        | 56                                  | 8,816          | 625           | 53            | 17,235                    | 2,241         |
| Indiana . . . . .                           | 35,313                     | 1,208                               | 10,605         | 2,039   | 2,441                     | 7,721          | 2,139                        | 828                                 | 3,808          | 933           | 13            | 10,410                    | 889           |
| Iowa . . . . .                              | 23,143                     | 594                                 | 7,901          | 782   | 3,188                     | 7,584          | 2,427                        | —                                   | 4,939          | 194           | 24            | 2,691                     | 403           |
| Kansas . . . . .                            | 21,806                     | 700                                 | 6,319          | 936   | 2,232                     | 6,752          | 2,532                        | —                                   | 3,333          | 585           | 302           | 4,431                     | 436           |
| Kentucky . . . . .                          | 41,660                     | 1,420                               | 6,061          | 4,708   | 3,602                     | 5,345          | 2,238                        | 32                                  | 2,839          | 135           | 101           | 19,518                    | 1,006         |
| Louisiana . . . . .                         | 45,071                     | 12,462                              | 6,768          | 1,839   | 3,674                     | 13,433         | 7,664                        | 2                                   | 4,701          | 964           | 102           | 6,256                     | 639           |
| Maine . . . . .                             | 16,408                     | 772                                 | 2,570          | 885   | 2,482                     | 6,695          | 458                          | —                                   | 5,005          | 999           | 233           | 2,438                     | 566           |
| Maryland . . . . .                          | 60,364                     | 1,812                               | 16,381         | 10,901  | 7,602                     | 10,134         | 2,732                        | 13                                  | 4,902          | 1,716         | 771           | 12,930                    | 604           |
| Massachusetts . . . . .                     | 77,593                     | 1,600                               | 17,343         | 9,734   | 13,709                    | 10,682         | 1,952                        | -6                                  | 7,372          | 397           | 967           | 22,860                    | 1,665         |
| Michigan . . . . .                          | 59,740                     | 392                                 | 14,654         | 4,467   | 6,086                     | 15,406         | 5,279                        | -3                                  | 8,261          | 1,610         | 259           | 16,948                    | 1,787         |
| Minnesota . . . . .                         | 43,628                     | 272                                 | 9,212          | 436   | 4,667                     | 15,705         | 4,327                        | 1                                   | 10,297         | 904           | 176           | 12,517                    | 819           |
| Mississippi . . . . .                       | 39,148                     | 117                                 | 4,388          | 895   | 3,506                     | 9,902          | 5,192                        | -1                                  | 3,807          | 783           | 121           | 19,691                    | 649           |
| Missouri . . . . .                          | 55,007                     | 8,729                               | 9,974          | 8,263   | 3,810                     | 9,338          | 3,317                        | 28                                  | 5,235          | 343           | 415           | 13,963                    | 930           |
| Montana . . . . .                           | 17,899                     | 167                                 | 2,334          | 342   | 2,908                     | 8,172          | 2,242                        | 1                                   | 5,481          | 259           | 189           | 3,210                     | 766           |
| Nebraska . . . . .                          | 22,774                     | 1,326                               | 3,923          | 1,160   | 4,090                     | 9,456          | 4,125                        | —                                   | 4,997          | 334           | —             | 2,732                     | 87            |
| Nevada . . . . .                            | 36,309                     | 208                                 | 12,626         | 695   | 8,834                     | 8,703          | 2,269                        | —                                   | 5,778          | 340           | 316           | 4,549                     | 694           |
| New Hampshire . . . . .                     | 21,021                     | 380                                 | 2,608          | 2,452   | 3,593                     | 4,955          | 2,092                        | —                                   | 2,221          | 552           | 90            | 6,825                     | 208           |
| New Jersey . . . . .                        | 72,172                     | 783                                 | 34,824         | 3,842   | 7,960                     | 12,221         | 6,429                        | 11                                  | 3,652          | 852           | 1,277         | 11,244                    | 1,298         |
| New Mexico . . . . .                        | 25,538                     | 2,908                               | 4,915          | 1,780   | 3,529                     | 9,684          | 4,540                        | -42                                 | 4,859          | 327           | —             | 2,324                     | 398           |
| New York . . . . .                          | 220,174                    | 821                                 | 90,017         | 11,317  | 21,966                    | 41,973         | 18,191                       | 18                                  | 18,679         | 4,305         | 780           | 48,496                    | 5,584         |
| North Carolina . . . . .                    | 56,957                     | 4,965                               | 17,540         | 5,154   | 5,914                     | 10,044         | 1,516                        | -43                                 | 5,938          | 2,472         | 161           | 12,221                    | 1,119         |
| North Dakota . . . . .                      | 14,886                     | 35                                  | 1,650          | 1,868   | 1,813                     | 4,693          | 2,270                        | —                                   | 2,376          | —             | 47            | 4,461                     | 366           |
| Ohio . . . . .                              | 64,654                     | 1,374                               | 20,047         | 4,143   | 4,561                     | 15,736         | 6,161                        | —                                   | 6,456          | 2,619         | 500           | 17,587                    | 1,206         |
| Oklahoma . . . . .                          | 33,908                     | 4,124                               | 8,951          | 843   | 3,590                     | 9,652          | 3,044                        | -2                                  | 5,371          | 740           | 499           | 5,795                     | 953           |
| Oregon . . . . .                            | 33,262                     | 544                                 | 9,698          | 1,384   | 4,437                     | 12,509         | 5,045                        | —                                   | 6,264          | 811           | 389           | 3,569                     | 1,121         |
| Pennsylvania . . . . .                      | 136,322                    | 35,710                              | 21,693         | 11,175  | 20,472                    | 14,018         | 4,113                        | 95                                  | 8,171          | 822           | 817           | 31,935                    | 1,319         |
| Rhode Island . . . . .                      | 23,551                     | 7,267                               | 3,438          | 1,109   | 2,404                     | 5,502          | 2,628                        | —                                   | 2,174          | 506           | 194           | 3,666                     | 165           |
| South Carolina . . . . .                    | 57,484                     | 6,855                               | 9,362          | 3,965   | 4,022                     | 16,654         | 5,505                        | 7,503                               | 2,808          | 703           | 135           | 15,877                    | 749           |
| South Dakota . . . . .                      | 18,594                     | 1,589                               | 2,475          | 398   | 3,137                     | 7,910          | 2,179                        | —                                   | 5,564          | 59            | 108           | 2,428                     | 657           |
| Tennessee . . . . .                         | 91,575                     | 40,574                              | 11,332         | 6,654   | 2,172                     | 9,894          | 3,065                        | 139                                 | 4,073          | 913           | 1,704         | 20,040                    | 909           |
| Texas . . . . .                             | 154,128                    | 1,277                               | 65,221         | 13,326  | 8,640                     | 23,435         | 8,862                        | 9                                   | 9,833          | 2,728         | 2,003         | 40,108                    | 2,121         |
| Utah . . . . .                              | 17,470                     | 5                                   | 7,636          | 571   | 1,569                     | 4,384          | 1,001                        | —                                   | 2,798          | 358           | 227           | 2,815                     | 490           |
| Vermont . . . . .                           | 15,440                     | 728                                 | 1,571          | 693   | 1,618                     | 6,369          | 2,044                        | —                                   | 4,312          | —             | 13            | 4,007                     | 454           |
| Virginia . . . . .                          | 135,886                    | 524                                 | 14,176         | 8,652   | 38,292                    | 27,338         | 13,259                       | 1,825                               | 7,336          | 4,298         | 620           | 44,194                    | 2,710         |
| Washington . . . . .                        | 71,983                     | 852                                 | 23,610         | 2,386   | 15,555                    | 19,718         | 7,624                        | —                                   | 10,643         | 1,060         | 391           | 7,711                     | 2,151         |
| West Virginia . . . . .                     | 42,083                     | 681                                 | 3,865          | 17,280  | 2,258                     | 4,367          | 1,622                        | —                                   | 2,052          | —             | 263           | 12,796                    | 836           |
| Wisconsin . . . . .                         | 54,563                     | 45                                  | 11,802         | 1,308   | 16,812                    | 10,330         | 2,956                        | —                                   | 6,334          | 353           | 687           | 13,113                    | 1,153         |
| Wyoming . . . . .                           | 6,308                      | 334                                 | 1,610          | 220   | 1,288                     | 2,056          | 82                           | —                                   | 1,974          | —             | —             | 519                       | 281           |
| American Samoa . . . . .                    | 1,013                      | —                                   | 426            | 52  | 160                       | 298            | —                            | —                                   | 298            | —             | —             | 77                        | —             |
| Fed. States of Micronesia . . . . .         | —                          | —                                   | —              | —   | —                         | —              | —                            | —                                   | —              | —             | —             | —                         | —             |
| Guam . . . . .                              | 5,575                      | —                                   | 372            | 178   | 267                       | 2,056          | 631                          | —                                   | 1,334          | —             | 91            | 2,556                     | 146           |
| Marshall Islands . . . . .                  | —                          | —                                   | —              | —   | —                         | —              | —                            | —                                   | —              | —             | —             | —                         | —             |
| Northern Marianas . . . . .                 | 1,693                      | —                                   | 405            | 134   | 232                       | 367            | —                            | —                                   | 367            | —             | —             | 541                       | 14            |
| Palau . . . . .                             | —                          | —                                   | —              | —   | —                         | —              | —                            | —                                   | —              | —             | —             | —                         | —             |
| Puerto Rico . . . . .                       | 21,523                     | 88                                  | 4,596          | 632   | 149                       | 2,324          | -240                         | —                                   | 2,171          | 303           | 90            | 12,655                    | 1,079         |
| Virgin Islands . . . . .                    | 5,350                      | 670                                 | 829            | 134   | 311                       | 1,122          | 126                          | —                                   | 848            | 148           | —             | 2,177                     | 107           |
| Undistributed . . . . .                     | —                          | —                                   | —              | —   | —                         | —              | —                            | —                                   | —              | —             | —             | —                         | —             |

See footnotes at end of table.

**Table 1. Federal Government Grants and Other Payments to State and Local Governments, by Agency and for Selected Programs, by State and Outlying Area: Fiscal Year 2007—Con.**

[In thousand dollars. Detail may not add to total because of rounding. For meaning of abbreviations and symbols, see introductory text]

| State and outlying area             | Department of Labor |                            |  |   |                      |                |                                       |  |   |  |                                       |
|-------------------------------------|---------------------|----------------------------|--|---|----------------------|----------------|---------------------------------------|--|---|--|---------------------------------------|
|                                     | Total               | Bureau of Labor Statistics | Employment and Training Administration |   |                      |                | Mine Safety Health and Administration | Occupational Health and Safety Administration <sup>2</sup> | Veterans Employment and Training Administration | National Foundation on the Arts and the Humanities | Neighborhood Reinvestment Corporation |
|                                     |                     |                            | Total                                  | State Unemployment Insurance and Employment Service | Workforce Investment | Other          |                                       |  |   |  |                                       |
| <b>United States, total . . .</b>   | <b>8,291,178</b>    | <b>87,144</b>              | <b>7,770,397</b>                       | <b>3,863,113</b>                                    | <b>3,140,547</b>     | <b>766,737</b> | <b>7,645</b>                          | <b>242,453</b>   | <b>183,539</b>                                  | <b>282,405</b>                                     | <b>76,665</b>                         |
| Alabama . . . . .                   | 103,191             | 1,339                      | 97,234                                 | 48,926  | 37,106               | 11,202         | 208                                   | 1,826  | 2,584   | 3,463  | 229                                   |
| Alaska . . . . .                    | 55,718              | 682                        | 51,024                                 | 29,255  | 18,947               | 2,822          | 55                                    | 3,305  | 652   | 2,997  | 535                                   |
| Arizona . . . . .                   | 110,672             | 1,222                      | 99,927                                 | 43,047  | 47,173               | 9,707          | 240                                   | 4,995  | 4,288   | 5,125  | 666                                   |
| Arkansas . . . . .                  | 75,542              | 805                        | 72,016                                 | 37,261  | 26,773               | 7,982          | 91                                    | 1,054  | 1,576   | 2,436  | 295                                   |
| California . . . . .                | 1,015,359           | 8,531                      | 931,694                                | 471,585   | 415,104              | 45,005         | 372                                   | 52,716   | 22,046  | 23,518   | 14,504                                |
| Colorado . . . . .                  | 112,537             | 1,479                      | 106,649                                | 53,232  | 43,957               | 9,460          | 178                                   | 1,062  | 3,169   | 5,120  | 1,591                                 |
| Connecticut . . . . .               | 105,794             | 1,829                      | 99,648                                 | 62,380  | 28,554               | 8,714          | 54                                    | 2,323  | 1,940   | 3,465  | 1,078                                 |
| Delaware . . . . .                  | 33,243              | 673                        | 31,585                                 | 13,260  | 7,695                | 10,630         | —                                     | 521  | 464   | 1,679  | 447                                   |
| District of Columbia . . . . .      | 19,616              | 868                        | 16,827                                 | 13,706  | 2,131                | 990            | —                                     | 517  | 1,404   | 5,075  | 852                                   |
| Florida . . . . .                   | 256,406             | 3,167                      | 240,266                                | 115,025   | 106,286              | 18,955         | 228                                   | 3,884  | 8,861   | 11,130   | 2,390                                 |
| Georgia . . . . .                   | 196,099             | 1,618                      | 187,727                                | 103,620   | 79,154               | 4,953          | 100                                   | 1,680  | 4,974   | 7,194  | 2,098                                 |
| Hawaii . . . . .                    | 39,130              | 614                        | 33,621                                 | 17,381  | 10,361               | 5,879          | —                                     | 3,633  | 1,262   | 3,073  | 404                                   |
| Idaho . . . . .                     | 41,042              | 686                        | 39,103                                 | 25,037  | 10,236               | 3,830          | 94                                    | 422  | 737   | 1,865  | 466                                   |
| Illinois . . . . .                  | 388,781             | 2,973                      | 376,628                                | 184,281   | 157,633              | 34,714         | 299                                   | 1,540  | 7,341   | 16,706   | 1,128                                 |
| Indiana . . . . .                   | 180,938             | 1,713                      | 168,965                                | 86,730  | 63,951               | 18,284         | 66                                    | 5,952  | 4,242   | 5,725  | 933                                   |
| Iowa . . . . .                      | 78,111              | 2,062                      | 70,011                                 | 36,336  | 19,999               | 13,676         | 53                                    | 4,095  | 1,890   | 3,860  | 872                                   |
| Kansas . . . . .                    | 78,636              | 1,095                      | 74,939                                 | 28,282  | 41,797               | 4,860          | 119                                   | 853  | 1,630   | 2,455  | 576                                   |
| Kentucky . . . . .                  | 126,298             | 1,127                      | 115,163                                | 56,643  | 47,722               | 10,798         | 671                                   | 6,663  | 2,674   | 3,353  | 1,367                                 |
| Louisiana . . . . .                 | 123,548             | 1,518                      | 118,580                                | 35,569  | 77,409               | 5,602          | 37                                    | 621  | 2,792   | 3,773  | 1,102                                 |
| Maine . . . . .                     | 48,128              | 1,186                      | 45,631                                 | 22,526  | 12,573               | 10,532         | 55                                    | 441  | 815   | 3,034  | 287                                   |
| Maryland . . . . .                  | 191,299             | 1,387                      | 177,655                                | 72,089  | 34,065               | 71,501         | 82                                    | 8,103  | 4,072   | 4,451  | 1,520                                 |
| Massachusetts . . . . .             | 162,125             | 2,497                      | 153,718                                | 86,224  | 57,577               | 9,917          | 36                                    | 1,285  | 4,589   | 6,834  | 3,155                                 |
| Michigan . . . . .                  | 468,257             | 2,836                      | 436,905                                | 221,901   | 173,691              | 41,313         | 245                                   | 21,846   | 6,425   | 8,391  | 844                                   |
| Minnesota . . . . .                 | 130,399             | 1,760                      | 115,747                                | 73,603  | 31,014               | 11,130         | 216                                   | 8,795  | 3,881   | 4,183  | 1,981                                 |
| Mississippi . . . . .               | 128,646             | 709                        | 125,461                                | 30,708  | 90,207               | 4,546          | 49                                    | 603  | 1,824   | 2,567  | 942                                   |
| Missouri . . . . .                  | 145,743             | 1,393                      | 139,359                                | 58,604  | 67,616               | 13,139         | 199                                   | 785  | 4,007   | 5,760  | 1,279                                 |
| Montana . . . . .                   | 32,981              | 791                        | 31,116                                 | 15,062  | 7,723                | 8,331          | 119                                   | 421  | 534   | 2,279  | 711                                   |
| Nebraska . . . . .                  | 34,210              | 875                        | 31,293                                 | 21,110  | 8,491                | 1,692          | 64                                    | 578  | 1,400   | 2,196  | 293                                   |
| Nevada . . . . .                    | 50,485              | 898                        | 44,154                                 | 30,457  | 11,886               | 1,811          | 266                                   | 3,463  | 1,704   | 2,496  | 135                                   |
| New Hampshire . . . . .             | 27,086              | 786                        | 25,041                                 | 16,192  | 7,315                | 1,534          | 42                                    | 397  | 820   | 2,272  | 1,193                                 |
| New Jersey . . . . .                | 212,863             | 2,632                      | 201,094                                | 130,633   | 61,374               | 9,087          | —                                     | 5,745  | 3,392   | 7,719  | 603                                   |
| New Mexico . . . . .                | 54,719              | 763                        | 50,218                                 | 19,617  | 20,242               | 10,359         | 75                                    | 2,502  | 1,161   | 2,306  | 676                                   |
| New York . . . . .                  | 490,608             | 4,881                      | 465,704                                | 239,709   | 198,868              | 27,127         | 236                                   | 9,896  | 9,891   | 16,738   | 6,870                                 |
| North Carolina . . . . .            | 310,548             | 2,084                      | 290,995                                | 168,422   | 89,869               | 32,704         | 75                                    | 12,334   | 5,060   | 6,210  | 1,511                                 |
| North Dakota . . . . .              | 20,723              | 630                        | 19,292                                 | 12,919  | 5,551                | 822            | 8                                     | 300  | 493   | 2,655  | 301                                   |
| Ohio . . . . .                      | 332,900             | 3,055                      | 320,490                                | 144,283   | 155,646              | 20,561         | 122                                   | 1,374  | 7,859   | 7,751  | 5,288                                 |
| Oklahoma . . . . .                  | 77,129              | 1,275                      | 71,631                                 | 34,898  | 27,992               | 8,741          | 28                                    | 1,312  | 2,883   | 3,954  | 723                                   |
| Oregon . . . . .                    | 149,337             | 1,460                      | 133,978                                | 65,551  | 57,964               | 10,463         | 105                                   | 10,466   | 3,328   | 4,545  | 1,472                                 |
| Pennsylvania . . . . .              | 352,511             | 3,138                      | 340,676                                | 187,656   | 114,892              | 38,128         | 405                                   | 1,646  | 6,646   | 12,393   | 1,015                                 |
| Rhode Island . . . . .              | 37,685              | 759                        | 35,935                                 | 22,857  | 10,547               | 2,531          | 7                                     | 411  | 573   | 2,195  | 893                                   |
| South Carolina . . . . .            | 159,969             | 1,166                      | 151,189                                | 71,664  | 70,047               | 9,478          | 43                                    | 4,194  | 3,377   | 3,487  | 505                                   |
| South Dakota . . . . .              | 24,834              | 554                        | 23,193                                 | 12,784  | 7,834                | 2,575          | 67                                    | 535  | 485   | 1,924  | 340                                   |
| Tennessee . . . . .                 | 159,525             | 1,527                      | 146,284                                | 71,939  | 69,020               | 5,325          | 254                                   | 7,623  | 3,837   | 5,669  | 1,016                                 |
| Texas . . . . .                     | 482,135             | 3,591                      | 462,056                                | 181,373   | 258,134              | 22,549         | 303                                   | 3,147  | 13,038  | 19,269   | 2,903                                 |
| Utah . . . . .                      | 61,367              | 1,295                      | 55,762                                 | 35,987  | 15,429               | 4,346          | 39                                    | 3,204  | 1,067   | 2,906  | 719                                   |
| Vermont . . . . .                   | 190,654             | 692                        | 188,350                                | 78,129  | 6,055                | 104,166        | 146                                   | 992  | 474   | 2,144  | 1,406                                 |
| Virginia . . . . .                  | 68,020              | 1,864                      | 53,818                                 | 11,077  | 40,471               | 2,270          | 263                                   | 7,638  | 4,437   | 6,184  | 1,778                                 |
| Washington . . . . .                | 221,740             | 1,886                      | 201,238                                | 98,793  | 77,014               | 25,431         | 126                                   | 13,636   | 4,854   | 5,888  | 1,334                                 |
| West Virginia . . . . .             | 144,664             | 1,035                      | 141,463                                | 91,970  | 37,746               | 11,747         | 664                                   | 484  | 1,018   | 2,094  | 493                                   |
| Wisconsin . . . . .                 | 69,006              | 1,817                      | 60,467                                 | 28,228  | 18,380               | 13,859         | 181                                   | 3,038  | 3,503   | 4,106  | 950                                   |
| Wyoming . . . . .                   | 20,428              | 727                        | 16,927                                 | 10,730  | 5,274                | 923            | 242                                   | 1,519  | 1,013   | 1,491  | 200                                   |
| American Samoa . . . . .            | 192                 | —                          | 192                                    | —   | 192                  | —              | —                                     | —  | —   | 376  | —                                     |
| Fed. States of Micronesia . . . . . | 463                 | —                          | 463                                    | —   | 463                  | —              | —                                     | —  | —   | 7  | —                                     |
| Guam . . . . .                      | 2,727               | 73                         | 2,426                                  | 377   | 2,039                | 10             | —                                     | 228  | —   | 372  | —                                     |
| Marshall Islands . . . . .          | —                   | —                          | —                                      | —   | —                    | —              | —                                     | —  | —   | 46   | —                                     |
| Northern Marianas . . . . .         | 539                 | —                          | 356                                    | 19  | 337                  | —              | —                                     | 183  | —   | 279  | —                                     |
| Palau . . . . .                     | 122                 | —                          | 122                                    | —   | 122                  | —              | —                                     | —  | —   | 37   | —                                     |
| Puerto Rico . . . . .               | 80,193              | 800                        | 73,782                                 | 29,546  | 44,210               | 26             | —                                     | 5,115  | 496   | 2,834  | 478                                   |
| Virgin Islands . . . . .            | 5,541               | 321                        | 4,609                                  | 3,920   | 689                  | —              | —                                     | 554  | 57  | 351  | —                                     |
| Undistributed . . . . .             | 18                  | —                          | —                                      | —   | —                    | —              | 18                                    | —  | —   | —  | 1,318                                 |

See footnotes at end of table.

**Table 1. Federal Government Grants and Other Payments to State and Local Governments, by Agency and for Selected Programs, by State and Outlying Area: Fiscal Year 2007—Con.**

[In thousand dollars. Detail may not add to total because of rounding. For meaning of abbreviations and symbols, see introductory text]

| State and outlying area             | Social Security Administration supplemental security income | State Justice Institute | Tennessee Valley Authority—payments in lieu of taxes | Department of Transportation |                                 |                                |                        |                    |                |
|-------------------------------------|---|-------------------------|--|------------------------------|---------------------------------|--------------------------------|------------------------|--------------------|----------------|
|                                     |   |                         |  | Total                        | Federal Aviation Administration | Federal Highway Administration |                        |                    |                |
|                                     |   |                         |  |                              |                                 | Total                          | Demonstration projects | Highway Trust Fund | Other          |
| <b>United States, total . . .</b>   | <b>33,192</b>   | <b>2,333</b>            | <b>447,079</b>                                       | <b>47,955,354</b>            | <b>3,874,014</b>                | <b>34,057,369</b>              | <b>231,440</b>         | <b>33,694,355</b>  | <b>131,574</b> |
| Alabama . . . . .                   | 297   | 1                       | 112,110  | 927,328                      | 53,434                          | 804,193                        | 34,253                 | 767,906            | 2,034          |
| Alaska . . . . .                    | 67  | 4                       | —  | 730,255                      | 219,688                         | 410,330                        | 448                    | 409,882            | —              |
| Arizona . . . . .                   | 415   | 20                      | —  | 712,145                      | 59,112                          | 435,966                        | —                      | 435,966            | —              |
| Arkansas . . . . .                  | 109   | —                       | —  | 468,245                      | 37,770                          | 390,775                        | 14,275                 | 376,500            | —              |
| California . . . . .                | 6,104   | 12                      | —  | 4,411,096                    | 347,338                         | 2,660,843                      | 1,040                  | 2,659,803          | —              |
| Colorado . . . . .                  | 378   | —                       | —  | 767,423                      | 88,354                          | 489,354                        | 3,210                  | 486,026            | 118            |
| Connecticut . . . . .               | 405   | —                       | —  | 430,529                      | 7,627                           | 347,806                        | 12,044                 | 335,762            | —              |
| Delaware . . . . .                  | 129   | —                       | —  | 130,678                      | 11,155                          | 100,958                        | —                      | 100,958            | —              |
| District of Columbia . . . . .      | 100   | 370                     | —  | 486,617                      | 43,416                          | 132,204                        | 47                     | 132,157            | —              |
| Florida . . . . .                   | 2,212   | 12                      | —  | 2,713,240                    | 192,727                         | 2,158,122                      | 34,681                 | 2,123,441          | —              |
| Georgia . . . . .                   | 566   | 38                      | 7,394  | 1,510,289                    | 72,372                          | 1,297,090                      | 500                    | 1,296,095          | 495            |
| Hawaii . . . . .                    | 60  | 2                       | —  | 233,860                      | 68,332                          | 115,780                        | 432                    | 115,348            | —              |
| Idaho . . . . .                     | 117   | 3                       | —  | 383,312                      | 20,549                          | 347,262                        | —                      | 347,244            | 18             |
| Illinois . . . . .                  | 1,007   | 206                     | 421  | 1,894,166                    | 181,904                         | 1,144,309                      | 199                    | 1,144,110          | —              |
| Indiana . . . . .                   | 78  | —                       | —  | 793,766                      | 53,105                          | 662,586                        | 2,530                  | 660,056            | —              |
| Iowa . . . . .                      | 547   | 18                      | —  | 428,957                      | 30,860                          | 349,393                        | 2,250                  | 347,143            | —              |
| Kansas . . . . .                    | 312   | 29                      | —  | 587,986                      | 30,155                          | 517,060                        | 3,007                  | 514,053            | —              |
| Kentucky . . . . .                  | 679   | —                       | 37,692   | 825,274                      | 57,475                          | 706,840                        | 27,634                 | 677,575            | 1,631          |
| Louisiana . . . . .                 | 579   | 2                       | —  | 820,037                      | 61,405                          | 663,647                        | 2,651                  | 660,996            | —              |
| Maine . . . . .                     | 284   | 1                       | —  | 215,882                      | 22,489                          | 171,007                        | 152                    | 170,855            | —              |
| Maryland . . . . .                  | 946   | 109                     | —  | 935,584                      | 48,383                          | 700,220                        | 664                    | 601,312            | 98,244         |
| Massachusetts . . . . .             | 1,221   | 2                       | —  | 783,031                      | 27,835                          | 465,705                        | 837                    | 464,868            | —              |
| Michigan . . . . .                  | 1,235   | 25                      | —  | 1,342,852                    | 92,016                          | 1,085,120                      | 941                    | 1,084,163          | 16             |
| Minnesota . . . . .                 | 1,257   | 16                      | —  | 788,001                      | 59,713                          | 605,597                        | 18,173                 | 587,424            | —              |
| Mississippi . . . . .               | 236   | 1                       | 24,416   | 1,025,563                    | 64,011                          | 929,751                        | 8,350                  | 920,649            | 752            |
| Missouri . . . . .                  | 559   | —                       | —  | 1,043,580                    | 84,441                          | 832,818                        | 857                    | 831,961            | —              |
| Montana . . . . .                   | 106   | 34                      | —  | 397,474                      | 46,076                          | 332,086                        | 697                    | 331,389            | —              |
| Nebraska . . . . .                  | 27  | 37                      | —  | 302,425                      | 27,845                          | 250,345                        | 9,149                  | 241,196            | —              |
| Nevada . . . . .                    | 270   | 10                      | —  | 409,472                      | 53,526                          | 300,122                        | 241                    | 299,881            | —              |
| New Hampshire . . . . .             | 11  | 1                       | —  | 242,673                      | 45,454                          | 182,562                        | 3,944                  | 178,618            | —              |
| New Jersey . . . . .                | 203   | 21                      | —  | 1,686,146                    | 81,634                          | 918,763                        | 1,909                  | 916,854            | —              |
| New Mexico . . . . .                | 1,085   | —                       | —  | 391,150                      | 25,215                          | 316,919                        | 558                    | 316,323            | 38             |
| New York . . . . .                  | 674   | 183                     | —  | 3,336,477                    | 112,205                         | 1,556,672                      | 791                    | 1,555,380          | 501            |
| North Carolina . . . . .            | 592   | 149                     | 2,237  | 1,144,076                    | 65,123                          | 900,005                        | 992                    | 899,013            | —              |
| North Dakota . . . . .              | 55  | 5                       | —  | 271,569                      | 24,350                          | 230,913                        | 186                    | 230,727            | —              |
| Ohio . . . . .                      | 1,905   | 144                     | —  | 1,494,174                    | 104,504                         | 1,165,387                      | 1,277                  | 1,163,910          | 200            |
| Oklahoma . . . . .                  | 404   | 2                       | —  | 596,116                      | 37,285                          | 512,093                        | 4,850                  | 507,243            | —              |
| Oregon . . . . .                    | 604   | 15                      | —  | 650,595                      | 32,079                          | 400,797                        | 353                    | 400,444            | —              |
| Pennsylvania . . . . .              | 2,490   | 43                      | —  | 1,977,795                    | 83,743                          | 1,405,755                      | 4,274                  | 1,398,042          | 3,439          |
| Rhode Island . . . . .              | 79  | —                       | —  | 290,729                      | 23,016                          | 230,667                        | 2,271                  | 228,396            | —              |
| South Carolina . . . . .            | 241   | 25                      | —  | 633,372                      | 22,674                          | 568,834                        | 3,564                  | 565,207            | 63             |
| South Dakota . . . . .              | 198   | 26                      | —  | 257,048                      | 22,256                          | 214,135                        | 4                      | 214,117            | 14             |
| Tennessee . . . . .                 | 148   | 86                      | 262,605  | 901,606                      | 88,700                          | 734,145                        | 3,716                  | 730,403            | 26             |
| Texas . . . . .                     | 2,167   | —                       | —  | 2,563,157                    | 195,968                         | 1,889,245                      | 2,664                  | 1,886,581          | —              |
| Utah . . . . .                      | 170   | 13                      | —  | 459,427                      | 45,999                          | 282,297                        | 761                    | 281,536            | —              |
| Vermont . . . . .                   | 151   | 5                       | —  | 194,039                      | 9,427                           | 163,417                        | 79                     | 163,338            | —              |
| Virginia . . . . .                  | 801   | 545                     | 204  | 941,560                      | 96,417                          | 697,001                        | 910                    | 693,355            | 2,736          |
| Washington . . . . .                | 543   | 40                      | —  | 1,195,423                    | 102,984                         | 758,980                        | 13,543                 | 745,437            | —              |
| West Virginia . . . . .             | 36  | 37                      | —  | 475,739                      | 31,894                          | 413,762                        | 4,289                  | 388,267            | 21,206         |
| Wisconsin . . . . .                 | 324   | 2                       | —  | 787,567                      | 46,066                          | 641,731                        | 1,182                  | 640,549            | —              |
| Wyoming . . . . .                   | 9   | 1                       | —  | 253,397                      | 17,214                          | 218,202                        | —                      | 218,168            | 34             |
| American Samoa . . . . .            | —   | —                       | —  | 10,800                       | 8,965                           | 1,017                          | 61                     | 956                | —              |
| Fed. States of Micronesia . . . . . | —   | —                       | —  | —                            | —                               | —                              | —                      | —                  | —              |
| Guam . . . . .                      | —   | 38                      | —  | 36,306                       | 27,561                          | 6,260                          | —                      | 6,260              | —              |
| Marshall Islands . . . . .          | —   | —                       | —  | —                            | —                               | —                              | —                      | —                  | —              |
| Northern Marianas . . . . .         | —   | —                       | —  | 19,986                       | 18,445                          | 975                            | —                      | 975                | —              |
| Palau . . . . .                     | —   | —                       | —  | —                            | —                               | —                              | —                      | —                  | —              |
| Puerto Rico . . . . .               | —   | 2                       | —  | 148,111                      | 8,991                           | 77,826                         | —                      | 77,826             | —              |
| Virgin Islands . . . . .            | —   | —                       | —  | 16,718                       | 4,359                           | 11,431                         | —                      | 11,431             | —              |
| Undistributed . . . . .             | —   | —                       | —  | 480,531                      | 328,373                         | 150,289                        | —                      | 150,280            | 9              |

See footnotes at end of table.

**Table 1. Federal Government Grants and Other Payments to State and Local Governments, by Agency and for Selected Programs, by State and Outlying Area: Fiscal Year 2007—Con.**

[In thousand dollars. Detail may not add to total because of rounding. For meaning of abbreviations and symbols, see introductory text]

| State and outlying area             | Department of Transportation—Con. |                                |  |  | Department of the Treasury |  |                | Department of Veterans Affairs | Payments to District of Columbia and Metro System (WMATA) |
|-------------------------------------|-----------------------------------|--------------------------------|--|--|----------------------------|--|----------------|--------------------------------|---|
|                                     | Federal Railroad Administration   | Federal Transit Administration | National Highway Traffic Safety Administration | Research and Special Projects Administration | Total                      | Department of the Treasury Asset Forfeiture Fund | Other          |                                |   |
| <b>United States, total . . .</b>   | <b>43,096</b>                     | <b>9,286,103</b>               | <b>665,075</b>                                 | <b>29,697</b>                                | <b>530,727</b>             | <b>60,192</b>                                    | <b>470,535</b> | <b>725,787</b>                 | <b>411,297</b>  |
| Alabama . . . . .                   | 65                                | 63,581                         | 5,280  | 775  | 197                        | 185  | 12             | 10,249                         | —   |
| Alaska . . . . .                    | 27,801                            | 53,047                         | 19,038   | 351  | 408                        | 401  | 7              | 1,952                          | —   |
| Arizona . . . . .                   | —                                 | 209,202                        | 6,801  | 1,064  | 613                        | 613  | —              | 6,581                          | —   |
| Arkansas . . . . .                  | —                                 | 22,262                         | 17,281   | 157  | 187                        | 182  | 5              | 2,391                          | —   |
| California . . . . .                | 311                               | 1,289,625                      | 110,406  | 2,573  | 7,121                      | 5,817  | 1,304          | 44,071                         | —   |
| Colorado . . . . .                  | —                                 | 185,099                        | 4,183  | 433  | 336                        | 336  | —              | 11,201                         | —   |
| Connecticut . . . . .               | —                                 | 62,738                         | 11,845   | 513  | 206                        | 203  | 3              | 7,870                          | —   |
| Delaware . . . . .                  | —                                 | 13,353                         | 5,068  | 144  | 55                         | 55   | —              | —                              | —   |
| District of Columbia . . . . .      | 150                               | 308,686                        | 1,718  | 443  | 327                        | 187  | 140            | 7,394                          | 411,116   |
| Florida . . . . .                   | 1,546                             | 341,298                        | 19,048   | 499  | 6,063                      | 5,878  | 185            | 18,504                         | —   |
| Georgia . . . . .                   | 220                               | 124,076                        | 15,622   | 909  | 690                        | 662  | 28             | 13,671                         | —   |
| Hawaii . . . . .                    | —                                 | 47,439                         | 2,233  | 76   | 610                        | 184  | 426            | 876                            | —   |
| Idaho . . . . .                     | —                                 | 13,238                         | 2,071  | 192  | 169                        | 132  | 37             | 5,482                          | —   |
| Illinois . . . . .                  | 499                               | 545,613                        | 20,680   | 1,161  | 2,298                      | 873  | 1,425          | 23,360                         | —   |
| Indiana . . . . .                   | —                                 | 70,044                         | 7,603  | 428  | 368                        | 291  | 77             | 8,324                          | —   |
| Iowa . . . . .                      | —                                 | 42,713                         | 5,485  | 506  | 19                         | —  | 19             | 13,377                         | —   |
| Kansas . . . . .                    | —                                 | 27,291                         | 12,844   | 636  | 31                         | 17   | 14             | 5,079                          | —   |
| Kentucky . . . . .                  | 1,278                             | 54,031                         | 5,312  | 338  | 311                        | 311  | —              | 11,859                         | —   |
| Louisiana . . . . .                 | —                                 | 75,470                         | 18,561   | 954  | 165                        | 160  | 5              | 12,180                         | —   |
| Maine . . . . .                     | 23                                | 20,832                         | 1,362  | 169  | 658                        | 658  | —              | 10,281                         | —   |
| Maryland . . . . .                  | —                                 | 181,244                        | 5,237  | 500  | 1,570                      | 1,570  | —              | 1,524                          | 181   |
| Massachusetts . . . . .             | —                                 | 275,013                        | 13,813   | 665  | 951                        | 814  | 137            | 18,729                         | —   |
| Michigan . . . . .                  | 179                               | 153,632                        | 11,180   | 725  | 1,078                      | 899  | 179            | 19,664                         | —   |
| Minnesota . . . . .                 | 1,728                             | 109,894                        | 9,973  | 1,096  | 53                         | 46   | 7              | 15,309                         | —   |
| Mississippi . . . . .               | 90                                | 16,940                         | 14,446   | 325  | 40                         | 40   | —              | 13,603                         | —   |
| Missouri . . . . .                  | 276                               | 95,820                         | 29,682   | 543  | 247                        | 118  | 129            | 28,355                         | —   |
| Montana . . . . .                   | 89                                | 13,273                         | 5,860  | 90   | 132                        | 10   | 122            | 4,467                          | —   |
| Nebraska . . . . .                  | 780                               | 19,767                         | 3,417  | 271  | 82                         | 55   | 27             | 10,650                         | —   |
| Nevada . . . . .                    | —                                 | 51,704                         | 3,602  | 518  | 156                        | 155  | 1              | 5,412                          | —   |
| New Hampshire . . . . .             | —                                 | 13,124                         | 1,312  | 221  | 14                         | 14   | —              | 5,437                          | —   |
| New Jersey . . . . .                | —                                 | 676,445                        | 8,612  | 692  | 1,043                      | 997  | 46             | 20,833                         | —   |
| New Mexico . . . . .                | —                                 | 30,772                         | 17,582   | 662  | 15                         | 8  | 7              | 4,338                          | —   |
| New York . . . . .                  | 404                               | 1,646,519                      | 18,867   | 1,810  | 11,598                     | 9,064  | 2,534          | 27,984                         | —   |
| North Carolina . . . . .            | —                                 | 167,870                        | 10,603   | 475  | 2,821                      | 2,734  | 87             | 9,570                          | —   |
| North Dakota . . . . .              | —                                 | 13,753                         | 2,300  | 253  | —                          | —  | —              | 1,541                          | —   |
| Ohio . . . . .                      | —                                 | 183,428                        | 39,820   | 1,035  | 2,683                      | 2,533  | 150            | 18,963                         | —   |
| Oklahoma . . . . .                  | —                                 | 42,552                         | 3,451  | 735  | 34                         | 5  | 29             | 31,784                         | —   |
| Oregon . . . . .                    | 1,132                             | 205,150                        | 10,987   | 450  | 727                        | 727  | —              | 4,266                          | —   |
| Pennsylvania . . . . .              | 479                               | 474,872                        | 12,122   | 824  | 801                        | 578  | 223            | 30,952                         | —   |
| Rhode Island . . . . .              | —                                 | 29,680                         | 7,262  | 104  | 77                         | 6  | 71             | 6,352                          | —   |
| South Carolina . . . . .            | —                                 | 36,330                         | 5,352  | 182  | 510                        | 491  | 19             | 9,621                          | —   |
| South Dakota . . . . .              | —                                 | 11,525                         | 8,987  | 145  | 2                          | —  | 2              | 2,271                          | —   |
| Tennessee . . . . .                 | —                                 | 56,522                         | 21,708   | 531  | 102                        | 55   | 47             | 6,989                          | —   |
| Texas . . . . .                     | —                                 | 449,707                        | 26,924   | 1,313  | 14,996                     | 14,434   | 562            | 19,937                         | —   |
| Utah . . . . .                      | 361                               | 127,557                        | 2,851  | 362  | 202                        | 202  | —              | 3,373                          | —   |
| Vermont . . . . .                   | 760                               | 15,588                         | 4,686  | 161  | 36                         | 36   | —              | 3,080                          | —   |
| Virginia . . . . .                  | —                                 | 122,459                        | 25,084   | 599  | 1,894                      | 1,880  | 14             | 5,043                          | —   |
| Washington . . . . .                | 3,867                             | 319,157                        | 9,759  | 676  | 4,317                      | 4,249  | 68             | 11,352                         | —   |
| West Virginia . . . . .             | 1,058                             | 21,631                         | 6,998  | 396  | 50                         | 24   | 26             | 1,363                          | —   |
| Wisconsin . . . . .                 | —                                 | 93,509                         | 5,585  | 676  | 1,134                      | 837  | 297            | 16,210                         | —   |
| Wyoming . . . . .                   | —                                 | 8,811                          | 8,968  | 202  | 54                         | —  | 54             | 1,217                          | —   |
| American Samoa . . . . .            | —                                 | —                              | 752  | 66   | 3                          | —  | 3              | —                              | —   |
| Fed. States of Micronesia . . . . . | —                                 | —                              | —  | —  | —                          | —  | —              | —                              | —   |
| Guam . . . . .                      | —                                 | 1,724                          | 732  | 29   | —                          | —  | —              | —                              | —   |
| Marshall Islands . . . . .          | —                                 | —                              | —  | —  | —                          | —  | —              | —                              | —   |
| Northern Marianas . . . . .         | —                                 | 80                             | 442  | 44   | —                          | —  | —              | —                              | —   |
| Palau . . . . .                     | —                                 | —                              | —  | —  | —                          | —  | —              | —                              | —   |
| Puerto Rico . . . . .               | —                                 | 49,872                         | 11,422   | —  | 462,472                    | 466  | 462,006        | 3,537                          | —   |
| Virgin Islands . . . . .            | —                                 | 541                            | 387  | —  | 1                          | —  | 1              | —                              | —   |
| Undistributed . . . . .             | —                                 | —                              | 1,869  | —  | —                          | —  | —              | 147,359                        | —   |

<sup>1</sup> For Puerto Rico, amount shown is for the nutritional assistance grant program. All other amounts are grant payments for food stamp administration.

<sup>2</sup> The data were extracted from the FY 2007 quarterly data files submitted to the Federal Assistance Award System, since FY 2007 FAS data were not available at time of publication.

Note: Negative amounts (–) are refunds (from the recipients) of advances from a prior year, or represent reductions in the amount of funds originally obligated to the recipients for the particular program or program category during the fiscal year. All amounts, unless otherwise footnoted, represent actual expenditures of the federal government during the indicated (FY 2007) fiscal year.



# Appendix A.

## Agency and Selected Program Coverage for Columns in Table 1

| Agency and program  | Outlay (\$1,000) |
|---|------------------|
| <b>DEPARTMENT OF AGRICULTURE</b>  |                  |
| <b>Agricultural Marketing Service</b>   |                  |
| Payment to states   | 9,169            |
| Value of commodities  | 326,688          |
| <b>Cooperative State Research Education and Extension Services</b>            |                  |
| <i>Extension activities</i>   |                  |
| Buildings and Facilities Program  | 652              |
| Integrated programs   | 47,458           |
| Cooperative Extension Service   | 840,970          |
| <i>Research and education activities</i>                                      |                  |
| Fund for Rural America  | -143             |
| Community Food Program  | 4,992            |
| Initiative for Future Agriculture and Food Systems                            | -434             |
| Research  | 204,418          |
| Emergency supplemental homeland security                                      | 22               |
| Tribal Colleges Endowment Program   | 2,096            |
| Grants for Agricultural Research, Special Research Grants                     | 14               |
| Biodiesel Fuel Education Program  | 748              |
| <b>Farm Service Agency</b>  |                  |
| Agriculture Loan Mediation Grants   | 4,000            |
| Outreach Grants for Socially Disadvantaged Farmers                            | 4,492            |
| <b>Food Safety and Inspection Service</b>                                     |                  |
| Meat, Poultry, and Egg Products Inspection                                    | 1,741            |
| Field Automation Information Management (2000)                                | 387              |
| Cooperative agreements with states for intrastate meat and poultry inspection | 41,525           |
| <b>Food and Nutrition Services</b>  |                  |
| <i>Child nutrition programs</i>   |                  |
| Child nutrition   | 12,765,229       |
| <i>Commodity assistance programs</i>  |                  |
| Commodity assistance program  | 191,093          |
| <i>Food Stamp program</i>   |                  |
| Food stamps   | 4,601,340        |
| <i>Special Supplemental Food Program (WIC)</i>                                |                  |
| Women, Infants, and Children (WIC)  | 5,309,023        |
| <b>Forest Service</b>   |                  |
| <i>Payments to states and counties</i>  |                  |
| National Forest Fund Payment to States  | 72,766           |
| 10 Percent Road and Trail   | 332              |
| National Forest Fund Payments to Minnesota                                    | 2,102            |
| Recreation Fee Demonstration Program  | 378              |
| Payment to States—supplemental  | 314,726          |
| <i>Rural community and emergency fire fighting program</i>                    |                  |
| Emergency fire fighting   | 5,138            |
| <i>State and private forestry</i>   |                  |
| State and private forestry  | 57,224           |
| Cooperative forestry  | 381              |
| Forest Legacy Program   | 13,388           |

| Agency and program   | Outlay (\$1,000) |
|--|------------------|
| <b>DEPARTMENT OF AGRICULTURE—Con.</b>  |                  |
| <b>Forest Service—Con.</b>   |                  |
| <i>National Forest Service</i>   |                  |
| Forest research  | 60               |
| National Forest System   | 3,985            |
| <i>Other</i>   |                  |
| Reforest Trust Fund  | 5                |
| Forest Land Enhancement  | 811              |
| Hazardous waste management   | 2                |
| Construction   | 2,091            |
| Highway Administration   | 23,015           |
| <b>Natural Resources Conservation Service</b>  |                  |
| Watershed protection and flood prevention operations   | 56,747           |
| <b>Rural Development Activities</b>  |                  |
| <i>Community facilities grants</i>   |                  |
| Community Facilities Loans and Grants  | 29,298           |
| <i>Rural regional and cooperative development programs</i>   |                  |
| Delta Regional Authority—Allocated   | 371              |
| Rural Business Enterprise Grants (RBEG)  | 33,783           |
| Rural Cooperative Development Grants (RCDG)  | 7,522            |
| Rural Business Opportunity Grants (RBOG)   | 4,984            |
| Rural Economic Development Loan and Grants   | 4,839            |
| <i>Housing preservation grants</i>   |                  |
| Rural Self-Help Housing Technical Assistance   | 1,514            |
| Rural Housing Preservation Grants  | 4,302            |
| Housing Application Packaging Grants   | 716              |
| <i>Water systems and waste disposal systems grants</i>   |                  |
| Water and Waste Disposal Systems for Rural Communities   | 427,822          |
| Solid Waste Management Grants  | 222              |
| Emergency Community Water Assistance Grants  | 7,073            |
| Water and Waste Disposal Loans and Grants (Section 306C)   | 19,494           |
| <i>Other</i>   |                  |
| Appalachian Regional Commission Program Executive  | 11,763           |
| Rural Rental Assistance Payments   | 19,982           |
| Empowerment Zones Programs   | 9,466            |
| Renewable Energy Grants  | 503              |
| <b>APPALACHIAN REGIONAL COMMISSION</b>   |                  |
| Appalachian Area Development   | 47,139           |
| Appalachian Local Development District Assistance  | 6,310            |
| Appalachian State Research, Technical Assistance, and Demonstration Projects                             | 5,204            |
| Appalachian Development Highway System (Appalachian Corridors)   | 6,417            |
| <b>DEPARTMENT OF COMMERCE</b>  |                  |
| <b>Economic Development Administration</b>   |                  |
| Economic Development Assistance Program  | 312,463          |
| <b>National Oceanic and Atmospheric Administration</b>   |                  |
| Geodetic Surveys and Services  | 4,845            |
| Anadromous Fish Conservation Act Program   | 1,519            |
| Interjurisdictional Fisheries Act of 1986  | 1,792            |
| Sea Grant Support  | 373              |
| Coastal Zone Management Administration Awards  | 125,381          |
| Coastal Zone Management Estuarine Research Reserves  | 15,162           |
| Financial Assistance for National Centers for Coastal Ocean Science                                      | 1,574            |
| Fisheries Development and Utilization Research and Development Grants and Cooperative Agreements Program | 15               |
| Marine Sanctuary Program   | 661              |
| Cooperative Fishery Statistics   | 863              |
| Southeast Area Monitoring and Assessment Program   | 760              |

| Agency and program   | Outlay (\$1,000) |
|--|------------------|
| <b>DEPARTMENT OF COMMERCE—Con.</b>                                 |                  |
| <b>National Oceanic and Atmospheric Administration—Con.</b>        |                  |
| Columbia River Fisheries Development Program                       | 9,223            |
| Pacific Fisheries Data Program                                     | 4,822            |
| Pacific Coast Salmon Recovery—Pacific Salmon Treaty Program        | 74,825           |
| Marine Mammal Data Program   | 3,521            |
| Automated Flood Warning Systems                                    | 347              |
| Unallied Industry Projects   | 4,045            |
| Unallied Management Projects                                       | 3,189            |
| Chesapeake Bay Studies   | 37               |
| Habitat Conservation   | 20,367           |
| Congressionally Identified Awards and Projects                     | 480              |
| Unallied Science Program   | 3,624            |
| Coastal Services Center  | 284              |
| Atlantic Coastal Fisheries Cooperative Management Act              | 3,303            |
| Fisheries Disaster Relief  | 1,522            |
| Center for Sponsored Coastal Ocean Research—Coastal Ocean Program  | 626              |
| <b>National Telecommunications and Information Administration</b>  |                  |
| Public Broadcasting facilities planning and construction           | 20,691           |
| Information infrastructure grants—Technology Opportunities Program | 6,502            |
| New York City 911 Digital Television Program                       | 2,214            |
| <b>CORPORATION FOR NATIONAL AND COMMUNITY SERVICE</b>              |                  |
| Others   | 189              |
| National Civilian Community Corps                                  | 1,538            |
| State commission   | 8,464            |
| Learn and Serve Community-Based State Commission Award             | 19,399           |
| Learn and Serve Higher Education                                   | 1,274            |
| Americorps State Commission Cooperative Agreement                  | 134,720          |
| Americorps cost reimbursement                                      | 323              |
| The Foster Grandparent Program                                     | 8,968            |
| Volunteers in Service to America                                   | 2,392            |
| Senior Companion Program   | 3,272            |
| <b>CORPORATION FOR PUBLIC BROADCASTING</b>                         |                  |
| TV community service grant   | 91,809           |
| TV production programs   | 595              |
| Radio community service grants                                     | 31,051           |
| Radio production programs  | 10,819           |
| Other programs   | 13,483           |
| <b>DEPARTMENT OF DEFENSE</b>                                       |                  |
| <b>U.S. Army Corps of Engineers—civilian construction program</b>  |                  |
| Payments to States, Flood Control Act of 1954                      | 10,653           |
| <b>U.S. Army National Guard—construction</b>                       |                  |
| Military Construction—Army, National Guard                         | 504,993          |
| <b>DEPARTMENT OF EDUCATION</b>                                     |                  |
| <b>Office of English Language Acquisition</b>                      |                  |
| Bilingual Education—Professional Development                       | 25,122           |
| Bilingual Education Program Development Implementation Grants      | 16               |
| Bilingual Education Comprehensive School Grants                    | 6,420            |
| Bilingual Education Systemwide Improvement Grants                  | 580              |
| Foreign Language Assistance  | 14,407           |
| English Language Acquisition Grants                                | 576,904          |
| <b>Office of Educational Research and Improvement</b>              |                  |
| Star School  | 9,623            |
| Javits Gifted and Talented Students Education Grant Program        | 8,734            |
| Fund for the Improvement of Education                              | 321,420          |
| Ready to Teach   | 10,023           |

| Agency and program  | Outlay (\$1,000) |
|---|------------------|
| <b>DEPARTMENT OF EDUCATION—Con.</b>   |                  |
| <b>Office of Educational Research and Improvement—Con.</b>  |                  |
| National Institute on Student Achievement, Curriculum, and Assessment   | 41,945           |
| National Institute on the Education of At-Risk Students   | 229              |
| Ready-to-Learn Television   | 10,126           |
| <b>Office of Special Education and Rehabilitative Services</b>  |                  |
| <i>Rehabilitation services and disability research programs</i>   |                  |
| Rehabilitation Services—Vocational Rehabilitation Grants to States  | 1,535,083        |
| Rehabilitation Services—Services Projects   | 1,466            |
| Rehabilitation—Long-Term Training   | 13,558           |
| Centers for Independent Living  | 12,250           |
| National Institute on Disability and Rehabilitation Research  | 36,426           |
| Rehabilitation Services—Client Assistance Program (CAP)   | 5,757            |
| Independent Living State Grants   | 13,767           |
| Rehabilitation Services—Independent Living Services for Older Individuals Who Are Blind                                 | 18,503           |
| Supported Employment Services for Individuals With Severe Disabilities  | 15,571           |
| Rehabilitation Services Demonstration and Training Special Demonstration Projects                                       | 7,263            |
| Program of Protection and Advocacy of Individual Rights   | 6,639            |
| Rehabilitation—Short-Term Training  | 229              |
| Rehabilitation Services—American Indians With Disabilities  | 2,362            |
| Rehabilitation Training—Experimental and Innovative Training  | 32               |
| Rehabilitation—Continuing Education   | 8,082            |
| Rehabilitation Training—State Vocational Rehabilitation Unit In-Service Training  | 3,455            |
| Rehabilitation Training—General Training  | 362              |
| Assistive Technology—State Grant for Protection and Advocacy  | 2,133            |
| <i>Office of Special Education Programs</i>   |                  |
| Special Education Grants to States  | 9,042,451        |
| Training Interpreters for Deaf Individuals  | 555              |
| Special Education Preschool Grants  | 332,671          |
| Special Education—Grants for Infants and Families With Disabilities   | 214,533          |
| Native Hawaiian Special Education   | 914              |
| Assistive Technology  | 22,493           |
| Projects With Industry  | 4,395            |
| Capacity Building for Traditionally Underserved Populations   | 1,169            |
| Special Education—State Program Improvement Grants for Children With Disabilities                                       | 38,557           |
| Special Education—Research and Innovation to Improve Services and Results for Children With Disabilities                | 33,890           |
| Special Education—Personnel Preparation to Improve Services and Results for Children With Disabilities                  | 56,256           |
| Special Education Technical Assistance and Dissemination to Improve Services and Results for Children With Disabilities | 27,832           |
| Special Education—Technical and Media Services for Individuals With Disabilities  | 4,932            |
| Special Education—Parent Information Centers  | 6,140            |
| Special Education Technical Assistance on State Data Collection   | 1,840            |
| <b>Office of Vocational and Adult Education</b>   |                  |
| <i>Vocational technical education programs</i>  |                  |
| Vocational Education—Basic Grants to States   | 959,112          |
| Vocational Education—National Programs  | 454              |
| Vocational Education—Indians Set Aside  | 1,128            |
| Tech—Preparation Education  | 84,121           |
| Grants to States for Incarcerated Youth Offenders   | 15,928           |
| Community Technology Centers  | 418              |
| <i>Adult education and literacy programs</i>  |                  |
| Adult Education State Grant Program   | 443,998          |
| Literacy Programs for Prisoners   | 4,230            |
| National Institute for Literacy   | 869              |
| Occupational and Employment Information State Grants  | 1,869            |
| Tech-Prep Demonstration Grants  | 3,096            |

| Agency and program  | Outlay (\$1,000) |
|---|------------------|
| <b>DEPARTMENT OF EDUCATION—Con.</b>                                       |                  |
| <b>Office of Elementary and Secondary Education</b>                       |                  |
| <i>Programs for the Disadvantaged—Migrants</i>                            |                  |
| Migrant Education Basic State Grant Program                               | 293,945          |
| Migrant Education High School Equivalency Program                         | 11,582           |
| Migrant Education Coordination Program                                    | 2,527            |
| Migrant Education College Assistance Migrant Program                      | 11,307           |
| Even Start—State Migrant Education  | 5,299            |
| <i>Programs for the Disadvantaged—Others</i>                              |                  |
| Education for Homeless Children and Youth                                 | 49,179           |
| Even Start—State Educational Agencies                                     | 108,545          |
| Comprehensive School Reform Demo (CSRD)                                   | 112,407          |
| Reading First State Grants  | 915,336          |
| Early Reading First   | 60,283           |
| <i>Impact Aid</i>   |                  |
| Impact Aid Facilities Maintenance   | 6,332            |
| Impact Aid  | 989,162          |
| <i>Program for American Indians, Alaska Natives, and Native Hawaiians</i> |                  |
| Indian Education Grants to Local Educational Agencies                     | 76,415           |
| Even Start—Indian Tribes and Tribal Organizations                         | 124              |
| Indian Education Special Program  | 9,941            |
| Alaska Native Education Program   | 23,451           |
| Native Hawaiian Education   | 16,769           |
| <i>No Child Left Behind Act</i>   |                  |
| National Program for Drug-Free Schools and Communities                    | 229,859          |
| Safe and Drug-Free Schools and Communities State Grants                   | 281,009          |
| Twenty-First Century Community Learning Centers                           | 777,452          |
| Technology Literacy Challenge Fund Grants                                 | 299,564          |
| Rural Education Achievement Program                                       | 125,407          |
| Improving Teacher Quality State Grants                                    | 2,487,398        |
| Grants for State Assessments and Related Activities                       | 360,194          |
| Grants for Enhanced Assessment Instruments                                | 2,171            |
| Teacher Incentive Fund  | 9,016            |
| <i>Title 1 Programs</i>   |                  |
| Title 1 Grants to Local Education Agencies                                | 10,801,085       |
| Title 1 Program for Neglected and Delinquent Children                     | 38,397           |
| Striving Readers  | 19,375           |
| <i>Other</i>  |                  |
| Civil Rights Training and Advisor Services                                | 2,728            |
| Women's Educational Equity Act Program                                    | 1,354            |
| Magnet Schools Assistance   | 77,812           |
| Freely Associated States Education Grant Program                          | 2,723            |
| Charter Schools   | 143,121          |
| Comprehensive Regional Assistance Centers                                 | 2,436            |
| Innovative Education Program Strategies                                   | 121,741          |
| Goals 2000—Parental Assistance  | 10,002           |
| Advanced Placement Incentive Program                                      | 28,229           |
| Class Size Reduction  | 121              |
| Grants for School Repair and Renovations                                  | 1,933            |
| National Assessment of Educational Progress                               | 297              |
| Insular Area Consolidated Grants  | 44,973           |
| Early Childhood Educator Professional Development                         | 4,322            |
| Transition to Teaching  | 28,729           |
| Charter Schools Facilities Financing Demonstration                        | 28,437           |
| Dropout Prevention Programs   | 1,977            |
| Voluntary Public School Choice  | 38,186           |
| School Leadership   | 8,103            |
| Literacy Through School Libraries   | 18,273           |
| National Board for Professional Teaching Standards                        | 5,229            |

| Agency and program  | Outlay (\$1,000) |
|---|------------------|
| <b>DEPARTMENT OF EDUCATION—Con.</b>   |                  |
| <b>Office of Elementary and Secondary Education—Con.</b>  |                  |
| <i>Other—Con.</i>   |                  |
| Olympic Scholarships  | 82               |
| Arts in Education   | 14,073           |
| Mathematics and Science Partnerships  | 134,375          |
| Statewide Data Systems  | 7,467            |
| Hurricane Education Recovery  | 131,352          |
| Hurricane Katrina Foreign Contributions   | 969              |
| Troops to Teachers  | 1,100            |
| <b>Office of Postsecondary Education</b>  |                  |
| <i>Higher Education Programs—International</i>  |                  |
| National Resource Centers and Fellowship Programs for Language and Area or Language and International Studies | 30,940           |
| Undergraduate International Studies and Foreign Language Program  | 2,082            |
| International Research and Studies  | 2,470            |
| International Overseas Faculty Research Abroad  | 700              |
| International Overseas Group Project Abroad   | 1,762            |
| International Overseas Doctoral Dissertation  | 1,997            |
| Business and International Education Projects   | 2,552            |
| Centers for International Business Education  | 5,911            |
| American Overseas Research Centers  | 4                |
| <i>Higher Education Programs—Other</i>  |                  |
| Higher Education Institutional Aid  | 253,130          |
| Trio—Student Support Services   | 146,456          |
| Trio—Talent Search  | 69,389           |
| Trio—Upward Bound   | 161,717          |
| Higher Education Trio Staff Training Program  | 2,202            |
| Fund for the Improvement of Postsecondary Education (FIPSE)   | 38,453           |
| Minority Science and Engineering Improvement  | 3,953            |
| Construction, Reconstruction, Renovation of Academic Facilities   | 229              |
| Byrd Honors Scholarship   | 33,458           |
| Graduate Assistance in Areas of National Need   | 16,779           |
| McNair Post-Baccalaureate Achievement   | 26,499           |
| Language Resource Centers   | 2,755            |
| Native Hawaiian Higher Education Program  | 39               |
| Demonstration Project to Ensure Students With Disabilities Receive a Higher Education                         | 3,261            |
| Gaining Early Awareness and Readiness for Undergraduate Programs  | 231,134          |
| Child Care Access Means Parents in School   | 9,623            |
| Teacher Quality Enhancement Grants  | 52,791           |
| Technological Innovation and Cooperation for Foreign Information Access                                       | 1,171            |
| Preparing Tomorrow's Teachers to Use Technology   | 4,039            |
| Trio Dissemination Partnership Grants   | 569              |
| Trio—Educational Opportunity Centers  | 27,478           |
| Jacob K. Javits Fellowships   | 3,713            |
| Underground Railroad Educational and Cultural Program   | 501              |
| <b>Office of Student Financial Assistance</b>   |                  |
| Federal Supplemental Educational Opportunity Grants   | 281,175          |
| Federal Work Study Program  | 389,537          |
| Loan Cancellations  | 31,683           |
| Federal Perkins Loan Program—Federal Capital Contributions  | 119              |
| Leveraging Education Assistance Partnership (LEAP, formerly SSIG)   | 48,437           |
| Academic Competitiveness Grants   | 136,353          |
| National Science and Mathematics Access to Retain Talent Grants   | 121,400          |
| <b>DEPARTMENT OF ENERGY</b>   |                  |
| <b>National Nuclear Security Administration</b>   |                  |
| Weapons activities  | 127,368          |

| Agency and program  | Outlay (\$1,000) |
|---|------------------|
| <b>DEPARTMENT OF ENERGY—Con.</b>  |                  |
| <b>National Nuclear Security Administration—Con.</b>                    |                  |
| Naval reactors  | 2,235            |
| Office of the Administrator   | 4,269            |
| <b>Nuclear waste disposal</b>   |                  |
| Defense Nuclear Waste Disposal  | 13,832           |
| <b>Environmental and other defense activities</b>                       |                  |
| Other Defense activities  | 23,793           |
| Nondefense environmental management                                     | 36,939           |
| <b>Energy conservation programs</b>                                     |                  |
| Energy conservation   | -171             |
| <b>Energy research and development programs</b>                         |                  |
| Fossil energy research and development                                  | 60,137           |
| General science and research  | 1,324            |
| Energy Supply Research and Development                                  | 388,820          |
| <b>Other programs</b>   |                  |
| Departmental administration   | 140              |
| Payments in lieu of taxes   | 32,635           |
| Uranium Facilities Maintenance  | 923              |
| Western Area Power Administration                                       | 10               |
| <b>ENVIRONMENTAL PROTECTION AGENCY</b>                                  |                  |
| <i>Hazardous substance response (Superfund and L.U.S.T.)</i>            |                  |
| Superfund   | 107,729          |
| Leaking Underground Storage Tanks                                       | 57,884           |
| <i>Other</i>  |                  |
| State and Tribal Assistance Grants                                      | 3,878,176        |
| Environmental programs and management                                   | 208,898          |
| <b>EQUAL EMPLOYMENT OPPORTUNITY COMMISSION</b>                          |                  |
| Fiscal Year 2004 Funds  | 51               |
| Fiscal Year 2005 Funds  | 733              |
| Fiscal Year 2006  | 18,693           |
| Fiscal Year 2007  | 14,624           |
| <b>DEPARTMENT OF HEALTH AND HUMAN SERVICES</b>                          |                  |
| <b>Administration for Children and Families</b>                         |                  |
| <i>Child Care and Development</i>                                       |                  |
| Child Care & Development Block Grant                                    | 2,119,198        |
| Child Care Mandatory and Matching Funds—Child Care and Development Fund | 2,972,599        |
| <i>Child Support Enforcement</i>  |                  |
| Family Support Payments to States—Assistance Payments                   | 3,217,538        |
| <i>Children and Families Services (Headstart)</i>                       |                  |
| Children and Family Services Programs                                   | 8,468,429        |
| Children's Research and Technical Assistance                            | 8,977            |
| <i>Safe and Stable Families</i>   |                  |
| Family Preservation and Support Services                                | 457,749          |
| <i>Foster care and adoption assistance</i>                              |                  |
| Foster care and adoption assistance                                     | 6,536,836        |
| <i>Low-Income Home Energy Assistance</i>                                |                  |
| Low-Income Home Energy Assistance                                       | 2,497,262        |
| <i>Refugee and Entrant Assistance</i>                                   |                  |
| Refugee and Entrant Assistance  | 478,614          |
| <i>Social Services Block Grant</i>                                      |                  |
| Social Services Block Grant   | 1,956,006        |

| Agency and program   | Outlay (\$1,000) |
|--|------------------|
| <b>DEPARTMENT OF HEALTH AND HUMAN SERVICES—Con.</b>                |                  |
| <b>Administration for Children and Families—Con.</b>               |                  |
| <i>Temporary Assistance to Needy Families (TANF)</i>               |                  |
| Temporary Assistance to Needy Families (TANF)                      | 16,916,765       |
| <i>Other</i>   |                  |
| General Department Management                                      | 99,803           |
| Public Health and Social Services Emergency Fund                   | 318,675          |
| Policy Research  | 233              |
| Contingency Fund for State Welfare Program                         | 56,200           |
| Disabled Voter Services  | 2,665            |
| <b>Administration on Aging</b>                                     |                  |
| Administration on Aging  | 1,332,509        |
| <b>Agency for Healthcare Research and Quality</b>                  |                  |
| Research on Healthcare Costs, Quality, and Outcomes                | 30,281           |
| <b>Centers for Disease Control and Prevention</b>                  |                  |
| Disease control, research, and training                            | 416,183          |
| <b>Centers for Medicare and Medicaid Services (Medicaid)</b>       |                  |
| Medical Assistance Program (Medicaid)                              | 179,012,778      |
| Administration—Medical Assistance Program                          | 9,208,759        |
| State Certification of Health Care Providers and Suppliers         | 180,697          |
| Children's Health Insurance Program (Title XXI)                    | 5,999,689        |
| Ticket to work   | 35,476           |
| State Pharmaceutical Assistance Program                            | 20,272           |
| Hurricane Katrina Relief   | 688,409          |
| Medicaid Transformation Grants                                     | 2,505            |
| Reimbursement of State Costs for Provision of Part D Drugs         | 156,343          |
| <b>Health Resources and Services Administration</b>                |                  |
| Health Resources and Services Administration (HRSA)                | 5,858,074        |
| <b>Indian Health Service</b>                                       |                  |
| Indian Health Service  | 128,472          |
| <b>Substance Abuse &amp; Mental Health Services Administration</b> |                  |
| Substance Abuse & Mental Health Services Administration (SAMHSA)   | 2,971,606        |
| <b>DEPARTMENT OF HOMELAND SECURITY</b>                             |                  |
| <b>Coast Guard</b>   |                  |
| Recreational boating safety  | 73,739           |
| <b>Domestic preparedness and antiterrorism programs</b>            |                  |
| State and Local Homeland Security Training Program                 | 73,648           |
| State and Local Domestic Exercise Support                          | 14,820           |
| Homeland Security Preparedness Technical Assistance Program        | 4,009            |
| Urban Areas Security Initiative                                    | 103,718          |
| Port Security Grant Program  | 54,544           |
| Operation Safe Commerce Program                                    | 49               |
| Homeland Security Grant Program                                    | 64               |
| Competitive Training Grant Program                                 | 43,216           |
| State Homeland Security Grant Program                              | 696,249          |
| Customs and Border Protection—Payments to Puerto Rico              | 93,000           |
| <b>Federal Emergency Management Agency</b>                         |                  |
| <i>Disaster Relief</i>   |                  |
| Disaster Relief (no year)  | 3,988,715        |
| Disaster Assistance Direct Loan Financing Account                  | 161,972          |
| Flood mitigation assistance  | 16,188           |
| Public assistance grants   | 1,698            |
| <i>Emergency management planning and assistance</i>                |                  |
| Emergency Management Performance Grants                            | 94,429           |
| Pre-Disaster Mitigation  | 81,479           |
| Fire Management Assistance Grant                                   | 12,509           |
| <i>Other</i>   |                  |
| Superfund  | 9                |



| Agency and program  | Outlay (\$1,000) |
|---|------------------|
| <b>DEPARTMENT OF HOMELAND SECURITY—Con.</b>                     |                  |
| <b>Federal Emergency Management Agency—Con.</b>                 |                  |
| <i>Other—Con.</i>   |                  |
| Flood insurance   | 8,583            |
| Emergency Food and Shelter National Board Program               | 150,151          |
| Flood Map Modernization Fund                                    | 32,423           |
| <b>DEPARTMENT OF HOUSING AND URBAN DEVELOPMENT</b>              |                  |
| <b>Fair housing and equal opportunity</b>                       |                  |
| Fair housing  | 46,600           |
| Native Hawaiian Housing Loan Guarantee Fund Financing Account   | -3               |
| <b>Community Planning and Development</b>                       |                  |
| <i>Community development block grant</i>                        |                  |
| Community development programs                                  | 10,867,132       |
| Community Development Guaranteed Loans                          | 9,409            |
| Community Development Loan Guarantee Program                    | 32,027           |
| Community Development Loan Guarantees Financing                 | -8,728           |
| Community Development Loan Guarantees Liquidating Account       | -9               |
| Loan Guarantee Recovery Fund Financing Account                  | -1,030           |
| <i>Empowerment Zones and other economic development</i>         |                  |
| Urban Development Action Grants                                 | 975              |
| Brownfield Development  | 11,164           |
| Empowerment Zones and Enterprise Community                      | 24,633           |
| Rural Housing and Economic Development                          | 19,527           |
| <i>Emergency shelter and homeless assistance</i>                |                  |
| Homeless Assistance Grants                                      | 1,385,593        |
| <b>Housing Programs</b>   |                  |
| <i>College housing</i>  |                  |
| College housing grants  | 6,279            |
| Research and Technology   | 32,717           |
| <i>Housing Opportunities for Persons With AIDS</i>              |                  |
| Housing Opportunity for Persons With AIDS                       | 277,786          |
| <i>Native American Block Grant</i>                              |                  |
| Native American Housing Block Grant                             | 582,461          |
| Title VI Indian Federal Guarantees Financing Account            | 3,704            |
| Native Hawaiian Housing Block Grant, Public and Indian Housing  | 8,378            |
| <i>Housing for special populations</i>                          |                  |
| Housing for special population                                  | 977,726          |
| <b>Public Housing Programs</b>                                  |                  |
| <i>Low rent housing assistance</i>                              |                  |
| Payments—operation of low rent housing                          | 3,706,273        |
| Low rent public housing   | -33,938          |
| Rent supplement   | 47,224           |
| Rental Housing Assistance                                       | 536,842          |
| Housing for persons with disabilities                           | 304,508          |
| Tenant-Based Rental Assistance                                  | 15,970,659       |
| Project-Based Rental Assistance                                 | 5,706,433        |
| Rental Housing Assistance Fund                                  | -4,019           |
| Housing for the Elderly or Handicapped Fund Liquidating Account | -1,346,316       |
| <i>Neighborhood revitalization</i>                              |                  |
| Severely Distressed Public Housing                              | 516,490          |
| <i>Drug elimination</i>   |                  |
| Drug elimination grants   | 809              |
| <i>Housing certificate program</i>                              |                  |
| Housing certificate fund grants                                 | 2,714,637        |
| <i>Capital programs</i>   |                  |
| Revolving fund liquidating account                              | -407             |
| Public Housing Capital Fund                                     | 3,071,401        |
| Working Capital Fund  | 266,403          |
| Interstate Land Sale  | 665              |

| Agency and program   | Outlay (\$1,000) |
|--|------------------|
| <b>DEPARTMENT OF HOUSING AND URBAN DEVELOPMENT—Con.</b>                                    |                  |
| <b>Public Housing Programs—Con.</b>  |                  |
| <i>Homeownership assistance</i>  |                  |
| Nehemiah Housing Opportunity Fund  | -942             |
| Homeownership and Opportunity for People Everywhere (HOPE)                                 | -394             |
| Investment Partnership Program   | 1,876,198        |
| Prevention of Resident Displacement Grants   | 3,339            |
| Self-Help and Assistance Homeownership Opportunity Program                                 | 13,284           |
| Manufacturing Housing Fees Trust   | 7,120            |
| <i>Other</i>   |                  |
| Appalachian regional development   | 9,930            |
| Lead hazard reduction  | 146,912          |
| Salaries and Expenses  | 181,507          |
| <b>DEPARTMENT OF THE INTERIOR</b>  |                  |
| <b>Bureau of Indian Affairs</b>  |                  |
| Aid to Tribal Governments  | 20,576           |
| Consolidated Tribal Government Program   | 64,300           |
| Tribal Self-Governance   | 248,825          |
| Indian Self-Determination Contract Support   | 72,927           |
| Services to Indian Children, Elderly, and Families   | 1,760            |
| Tribal Courts  | 11,465           |
| Road Maintenance Indian Roads  | 9,401            |
| Repair of Indian Schools   | 2,826            |
| Repair of Indian Detention Facilities  | 45               |
| Safety of Dams on Indian Lands   | 1,265            |
| <b>Bureau of Land Management</b>   |                  |
| <i>Payments in lieu of taxes</i>   |                  |
| Payments in lieu of taxes  | 232,131          |
| <i>Shared revenues</i>   |                  |
| Distribution of Receipts to State & Local Governments (Public Land & Resources)            | 147,801          |
| <b>Bureau of Reclamation</b>   |                  |
| Water Reclamation and Reuse Program  | 6,146            |
| Water 2025   | 13,618           |
| Desert Terminal Lakes  | 22,000           |
| Colorado River Basin Salinity Control Program  | 9,806            |
| Colorado Ute Indian Water Rights Settlement Act  | 53,463           |
| Cultural Resources Management  | 925              |
| Central Valley Project Improvement Act, Title XXXIV  | 11,821           |
| Dutch John Federal Property and Disposition Assistance Act                                 | 368              |
| Reclamation States Emergency Drought Relief  | 3                |
| Federal Resource Protection  | 629              |
| Fort Peck Reservation Rural Water System   | 2,040            |
| Fish and Wildlife Coordination Act   | 12,324           |
| Garrison Diversion Unit  | 1,189            |
| Indian Tribal Water Resources Development, Management, and Protection                      | 3,829            |
| Lower Rio Grande Valley Water Resources Conservation and Improvement                       | 600              |
| Mni Wiconi Rural Water Supply Project  | 3100             |
| Recreation Resources Management  | 3,253            |
| Rocky Boy's North Central Montana Regional Water System                                    | 420              |
| San Gabriel Basin Restoration Project  | 2,282            |
| San Luis Unit, Central Valley Project  | 291              |
| Upper Colorado and San Juan River Basins Endangered Fish Recovery Programs                 | 1,895            |
| Water Conservation Field Services Program (WCFSP)  | 2,863            |
| Yakima River Basin Water Enhancement Project (YRBWEP)                                      | 9,788            |
| Central Valley Project, Trinity River Division, Trinity River Fish and Wildlife Management | 235              |
| California Water Security and Environmental Enhancement                                    | 1,000            |
| <b>Fish and Wildlife Service</b>   |                  |
| <i>Wildlife conservation and restoration</i>   |                  |
| Federal aid for wildlife restoration   | 2,160            |
| North American Wetlands Funds  | 3,794            |

| Agency and program   | Outlay (\$1,000) |
|--|------------------|
| <b>DEPARTMENT OF THE INTERIOR—Con.</b>                                   |                  |
| <b>Fish and Wildlife Service—Con.</b>                                    |                  |
| <i>Wildlife conservation and restoration—Con.</i>                        |                  |
| State wildlife grants  | 62,018           |
| Endangered species   | 74,410           |
| Wildlife Restoration—Section 4   | 227,394          |
| Coastal Wetlands   | 11,022           |
| Partnerships for Wildlife  | 2                |
| Wildlife Restoration—Section 10  | 7,412            |
| Multistate Conservation Projects   | 1,105            |
| Landowner Incentive Program  | 14,693           |
| Neotropical Migratory Bird Conservation                                  | 123              |
| Fish & Wildlife Management Assistance                                    | 1,198            |
| <i>Sport Fish Restoration</i>  |                  |
| Sport Fish Restoration   | 297,346          |
| Sport Fish Restoration—Grants Program                                    | 576              |
| <i>Other</i>   |                  |
| Clean Vessel Act Program   | 7,381            |
| Boating Infrastructure Grant Program                                     | 9,012            |
| <b>Minerals Management Service</b>                                       |                  |
| <i>Minerals Leasing Act</i>  |                  |
| Minerals Leasing Act   | 1,880,899        |
| <i>Other</i>   |                  |
| Offshore outer continental shelf state payments                          | 67,652           |
| Forest Service lease disbursements                                       | 15,472           |
| Corps of Engineer disbursements  | 3,938            |
| EPA County   | 4,360            |
| <b>National Park Service</b>   |                  |
| <i>Historic preservation</i>   |                  |
| Historic Preservation Fund Grants-in-Aid                                 | 44,613           |
| Civil War Battlefields   | 7,163            |
| Save America's Treasures   | 7,558            |
| <i>Other</i>   |                  |
| Outdoor recreation—acquisition, development, and planning                | 71,133           |
| Urban Park and Recreation Recovery Program                               | 5,082            |
| <b>Office of Surface Mining, Reclamation, and Enforcement</b>            |                  |
| <i>Abandoned mine reclamation</i>  |                  |
| Abandoned mine lands reclamation   | 158,679          |
| <i>Other</i>   |                  |
| Civil penalties reclamation  | 24               |
| Regulation and technology  | 53,761           |
| <b>Office of Insular Affairs</b>   |                  |
| Compact of Free Association  | 215,685          |
| Assistance to territories  | 74,530           |
| Trust Territories  | 153              |
| Fiscal assistance  | 124,286          |
| <b>DEPARTMENT OF JUSTICE</b>   |                  |
| <b>Federal Prison System</b>   |                  |
| Corrections Training and Staff Development                               | 36,977           |
| Corrections Research and Evaluation and Policy Formulation               | 3,069            |
| Corrections Technical Assistance/Clearinghouse                           | 1,315            |
| National Prison Rape Statistic Program                                   | 7,588            |
| <b>Office of Asset Forfeiture</b>  |                  |
| Assets Forfeiture Fund   | 418,015          |
| <b>Office of Justice Programs</b>  |                  |
| <i>Corrections, probation, and parole</i>                                |                  |
| Violent Offenders Incarceration and Truth in Sentencing Incentive Grants | 188,144          |
| Offender Re-Entry  | 22,627           |

| Agency and program  | Outlay (\$1,000) |
|---|------------------|
| <b>DEPARTMENT OF JUSTICE—Con.</b>   |                  |
| <b>Office of Justice Programs—Con.</b>  |                  |
| <i>Corrections, probation, and parole—Con.</i>                                    |                  |
| Correctional grant program for Indian tribes                                      | 2,377            |
| Protecting Inmates and Safeguarding Communities Discretionary Grant Program       | 6,352            |
| <i>Crime victims programs</i>   |                  |
| Crime victim assistance   | 392,635          |
| Crime victim compensation   | 132,168          |
| Crime victim assistance—discretionary grants                                      | 18,398           |
| Children Justice Act—Discretionary Grant for Native American Tribes               | 3,260            |
| Services for Trafficking Victims  | 8,430            |
| State Crime Victim Assistance   | 319,293          |
| Statewide Automated Victim Information Notification Program                       | 3,828            |
| <i>Education, research, and statistics programs</i>                               |                  |
| State Justice Statistics Program for Statistical Analysis Centers                 | 3,237            |
| National Criminal History Improvement Program                                     | 25,049           |
| National Institute of Justice Evaluation and Development Project Grants           | 166,340          |
| Corrections and Law Enforcement Family Support                                    | 448              |
| Regional information sharing systems  | 39,214           |
| National Evaluation of the Safe Schools—Healthy Students Initiative               | 35               |
| National Institute of Justice Visiting Fellowships                                | 25               |
| Criminal Justice Research and Development Graduate Research Fellowships           | 102              |
| National Institute of Justice W.E.B. DuBois Fellowship Program                    | 40               |
| Special Data Collections and Statistical Studies                                  | 9,002            |
| <i>Juvenile justice programs</i>  |                  |
| Juvenile Accountability Incentive Block Grant                                     | 39,068           |
| Juvenile Justice and Delinquency Prevention—Allocation to States                  | 65,033           |
| Juvenile Justice and Delinquency Prevention—Special Emphasis                      | 235,492          |
| Missing children assistance   | 48,850           |
| Gang-free schools and communities   | 3,887            |
| Title V Delinquency Prevention Program  | 11,192           |
| Challenge grants program  | 1,205            |
| Juvenile Mentoring Program  | 1,190            |
| Enforcing Underage Drinking Laws Program  | 18,076           |
| Tribal Youth Program  | 8,100            |
| National Institute for Juvenile Justice & Delinquency Prevention                  | 3,821            |
| Gang Resistance Education and Training (G.R.E.A.T.)                               | 12,701           |
| Anti-Gang Initiative  | 7,703            |
| Criminal and Juvenile Justice and Mental Health Collaboration Program             | 325              |
| <b>Law Enforcement Assistance Programs</b>  |                  |
| <i>Community-Oriented Policing Program (COPS)</i>                                 |                  |
| Community-Oriented Policy (COPS)  | 256,701          |
| <i>Law enforcement block grant</i>  |                  |
| Local Law Enforcement Block Grants Program  | 12,801           |
| <i>Violence against women and children</i>  |                  |
| Domestic Violence Victims Civil Legal Assistance Program                          | 99               |
| Combat Violent Crimes Against Women on Campus                                     | 7,768            |
| Victims of child abuse  | 3,336            |
| Violence Against Women Discretionary Grants for Indian Tribal Governments         | 3,845            |
| Violence Against Women Formula Grant  | 106,070          |
| Rural Domestic Violence and Child Victimization Enforcement Grant Program         | 120,762          |
| Closed-Circuit Televising of Child Victims of Abuse                               | 76               |
| Reduction and Prevention of Children's Exposure to Violence                       | 6,561            |
| Technical Assistance and Training Initiative                                      | 13,516           |
| Supervised Visitation Save Haven for Children                                     | 8,168            |
| Training Grants to Stop Abuse and Sexual Assault of Older/Disabled Individuals    | 2,153            |
| Education and Training to End Violence and Abuse of Women With Disabilities       | 3,020            |
| Grants to State Sexual Assault and Domestic Violence Coalitions                   | 6,130            |
| Transitional Hsg Assist for Victims of Domestic Violence, Stalking/Sexual Assault | 13,312           |

| Agency and program   | Outlay (\$1,000) |
|--|------------------|
| <b>DEPARTMENT OF JUSTICE—Con.</b>  |                  |
| <b>Law Enforcement Assistance Programs—Con.</b>  |                  |
| <i>Weed and Seed</i>   |                  |
| Weed and Seed Program  | 47,880           |
| <i>Other</i>   |                  |
| Law enforcement assistance—undefined   | 1,330            |
| Grants to Encourage Arrest Policies and Enforcement of Protection Orders                                 | 252              |
| Sex offender management discretionary grant  | 1,945            |
| Criminal Lab Improvement Program   | 4,998            |
| Forensic DNA Capacity Enhancement Program  | 5,749            |
| Paul Coverdell Forensic Sciences Improvement Grant Program   | 5,730            |
| Forensic Casework DNA Backlog Reduction Program  | 561              |
| <b>Substance abuse programs</b>  |                  |
| Byrne Formula Grant Program  | 114,897          |
| Ed Byrne Memorial State and Local Law Enforcement Assistance Discretionary Grants                        | 250,647          |
| Residential Substance Abuse Treatment for State Prisoners  | 25,027           |
| Drug Prevention Program  | 820              |
| Drug-Free Communities—Support Program Grants   | 3,641            |
| Indian Country Alcohol and Drug Prevention   | 3,840            |
| Edward Byrne Memorial Justice Assistance Grant   | 279,925          |
| <b>Other</b>   |                  |
| Drug Courts Discretionary Grant Program  | 19,154           |
| Tribal Court Assistance Program  | 2,557            |
| Planning, implementing, and enhancing strategies in community prosecution                                | 31,512           |
| Education and enforcement of the anti-discrimination provision of the Immigration and Naturalization Act | 852              |
| Cuban and Haitian Entrant Resettlement   | 2,334            |
| Antiterrorism Emergency Reserve  | 198              |
| <b>DEPARTMENT OF LABOR</b>   |                  |
| <b>Bureau of Labor Statistics</b>  |                  |
| Labor force statistics   | 81,433           |
| Compensation and Working Conditions  | 5,711            |
| <b>Employment and Training Administration</b>  |                  |
| <i>State Unemployment Insurance and Employment Service</i>   |                  |
| State Unemployment Insurance and Employment Service  | 837,835          |
| State Unemployment Insurance and Employment Service  | 3,025,278        |
| <i>Workforce Investment Act</i>  |                  |
| Workforce Investment Act—Adult Program   | 73,402           |
| Workforce Investment Act—Youth Activities  | 2,336,819        |
| Workforce Investment Act—Dislocated Workers  | 673,734          |
| Incentive Grants—Workforce Investment Act Section 503  | 29,882           |
| Workforce Investment Act Incentives Grant—Section 503 Grants to States                                   | 17,125           |
| Work Opportunity Tax Credit Program and Welfare-to-Work Tax Credit                                       | 9,585            |
| <i>Other</i>   |                  |
| Labor Certification for Alien Workers  | 473              |
| Senior Community Service Employment Program  | 342,356          |
| Trade Adjustment Assistance—Workers  | 268,501          |
| Attestations by Employers Using Nonimmigrant Aliens in Specialty Occupations                             | 67,038           |
| One-Stop Career Center Initiative  | 600              |
| Employment and Training Administration—Pilots, Demonstrations, and Research                              | 16,374           |
| Migrant and Seasonal Farmworkers   | 8,462            |
| Native American employment and training  | 37,682           |
| H-1B Job Training Grants   | 16,260           |
| Temp Labor Certification for Foreign Workers   | 8,991            |
| <b>Mine Safety and Health Administration</b>   |                  |
| Mine Health and Safety Grants  | 7,645            |

| Agency and program   | Outlay (\$1,000) |
|--|------------------|
| <b>DEPARTMENT OF LABOR—Con.</b>                                    |                  |
| <b>Occupational Health and Safety Administration</b>               |                  |
| Salary and Expenses for 2004                                       | -44              |
| Salary and Expenses for 2003                                       | -11              |
| Salary and Expenses for 2005                                       | 147              |
| Salary and Expenses Fiscal Year 2006                               | 15,182           |
| Salary and Expenses for 2007                                       | 128,114          |
| Occupational Safety and Health—Susan Harwood Training Grants       | 5,771            |
| Occupational Safety and Health—State Program                       | 93,295           |
| <b>Veterans Employment and Training Administration</b>             |                  |
| Veterans Employment Program  | 6,895            |
| Homeless Veterans Reintegration Project                            | 22,778           |
| Disabled Veterans Outreach Program                                 | 77,493           |
| Local Veterans Employment Representative Program                   | 76,373           |
| <b>NATIONAL FOUNDATION ON THE ARTS AND THE HUMANITIES</b>          |                  |
| Promotion of the Arts  | 37,606           |
| Promotion of the Arts  | 10               |
| Promotion of the Arts  | 29               |
| General operating support  | 17,419           |
| Museum Assessment Program  | 442              |
| Conservation project support                                       | 4,911            |
| Conservation Assessment Program                                    | 807              |
| State Library Program  | 163,733          |
| Native American Library Service                                    | 3,645            |
| National Leadership Grants   | 21,488           |
| Librarians for the 21st Century                                    | 28,354           |
| 21st Century Museum Professionals Program                          | 2,074            |
| Native American Native Hawaiian Museum Services Program            | 1,007            |
| Museum Grants African American History and Culture                 | 880              |
| <b>NEIGHBORHOOD REINVESTMENT CORPORATION</b>                       |                  |
| Expandable grant   | 37,001           |
| Capital grants   | 35,604           |
| Training grants  | 4,060            |
| <b>SOCIAL SECURITY ADMINISTRATION SUPPLEMENTAL SECURITY INCOME</b> |                  |
| Supplemental Security Income                                       | 33,192           |
| <b>STATE JUSTICE INSTITUTE</b>                                     |                  |
| State Justice Institute  | 2,333            |
| <b>TENNESSEE VALLEY AUTHORITY—PAYMENTS IN LIEU OF TAXES</b>        |                  |
| In-lieu-of tax payments  | 447,079          |
| <b>DEPARTMENT OF TRANSPORTATION</b>                                |                  |
| <b>Federal Aviation Administration</b>                             |                  |
| Airport and Airway Trust Fund                                      | 3,874,014        |
| <b>Federal Highway Administration</b>                              |                  |
| <i>Demonstration projects</i>                                      |                  |
| Corridor Safety Improvement Project                                | 22               |
| Highway Demonstration Project—Highway Trust Fund                   | 1,123            |
| Alabama Highway Bypass Demonstration Project                       | 16               |
| Climbing Lane and Highway Safety Demonstration Project             | 106              |
| Indiana Industrial Corridor Demonstration Project                  | 10               |
| Highway Demonstration Project—Preliminary Engineering              | 2,434            |
| Highway Demonstration Project                                      | 51,565           |
| Highway 20 Realignment Project                                     | 10               |
| Surface Transportation Projects                                    | 3,244            |
| Interstate Transfer Grants   | 208              |
| State Infrastructure Bank Program                                  | 103              |
| Railroad Highway Crossing Demonstration Project                    | 191              |
| Surface Transportation Projects                                    | 13,036           |
| Miscellaneous Highway Projects Demonstrations                      | 126,666          |
| Surface Transportation Project                                     | 32,706           |

| Agency and program   | Outlay (\$1,000) |
|--|------------------|
| <b>DEPARTMENT OF TRANSPORTATION—Con.</b>                   |                  |
| <b>Federal Highway Administration—Con.</b>                 |                  |
| <i>Highway Trust Fund</i>                                  |                  |
| Federal Aid Highways                                       | 33,693,547       |
| Highway Projects 1-69 MA (X560/562)                        | 808              |
| <i>Other</i>   |                  |
| Highway beautification                                     | 18               |
| Appalachian Development Highway System                     | 24,182           |
| Appalachian Development Highway System                     | 6,616            |
| Appalachian Development Highway System                     | 272              |
| Appalachian Development Highway System                     | 2,177            |
| Alaska Highway   | 9                |
| Advance Acquisition of ROW                                 | 21               |
| Woodrow Wilson Bridge                                      | 98,018           |
| USDA—Forest Service  | 261              |
| <b>Federal Railroad Administration</b>                     |                  |
| Railroad Research & Development                            | 2,494            |
| Local Rail Freight Assistance                              | 20               |
| Rail service assistance                                    | 3                |
| Next generation high speed general fund                    | 2,990            |
| Alaska Railroad Rehabilitation                             | 5,370            |
| Federal Highways   | 9,239            |
| Federal Highways Funds                                     | 860              |
| Safety and Operations                                      | 22,120           |
| <b>Federal Transit Administration</b>                      |                  |
| Urban systems—Federal Transit Administration               | 61,332           |
| Interstate transfer grant—transit                          | 1,755            |
| Formula grants   | 2,093,452        |
| University Transportation Centers                          | 14,273           |
| Transit planning and research                              | 151,810          |
| Discretionary grants                                       | 11,318           |
| Capital investment grants                                  | 2,670,951        |
| Job Access and Reverse Commute Grants                      | 68,861           |
| Urban System—FTA   | 20,470           |
| Urban System—FTA   | 341              |
| Formula Grant and Bus                                      | 4,191,540        |
| <b>National Highway Traffic Safety Administration</b>      |                  |
| Highway–Railway Grade Crossing Projects                    | 124              |
| Highway Traffic Safety Grant                               | 374,718          |
| Safety Incentive   | 290,233          |
| <b>Research and Special Projects Administration</b>        |                  |
| Pipeline Safety Grants                                     | 18,283           |
| Emergency Preparedness Grants                              | 11,344           |
| Hazardous Materials Safety                                 | 70               |
| <b>DEPARTMENT OF TREASURY</b>                              |                  |
| <i>Treasury Asset Forfeiture Fund</i>                      |                  |
| Equitable Sharing—Cash Value                               | 53,522           |
| Equitable Sharing—Property Value                           | 6,670            |
| <i>Other</i>   |                  |
| Cash Management Initiative Act                             | 8,535            |
| Refund of excise taxes to Puerto Rico                      | 462,000          |
| <b>DEPARTMENT OF VETERANS AFFAIRS</b>                      |                  |
| Grants to States for Construction of State Home Facilities | 123,970          |
| Veterans State Domiciliary Care                            | 45,206           |
| Veterans State Nursing Homes Care                          | 448,043          |
| Veterans State Hospital Care                               | 3,534            |
| Veterans Homeless Providers Grant and Per Diem Program     | 81,186           |

| Agency and program  | Outlay (\$1,000) |
|---|------------------|
| <b>DEPARTMENT OF VETERANS AFFAIRS—Con.</b>  |                  |
| Veterans State Adult Day Health Care  | 459              |
| State Cemetery Grants   | 23,389           |
| <b>PAYMENTS TO DISTRICT OF COLUMBIA AND METRO SYSTEM (WMATA)</b>                            |                  |
| Washington Metropolitan Area Transit Authority  | 28,429           |
| District of Columbia Courts   | 191,000          |
| Federal payment for Resident Tuition Support  | 32,868           |
| Federal payment—Water and Sewer Services  | 35,704           |
| Defender Services in the District of Columbia Courts  | 38,000           |
| Federal payments to the District of Columbia Judicial Retirement and Survivors Annuity Fund | 8,000            |
| School Improvements   | 39,600           |
| Anacostia Waterfront  | 2,970            |
| Payment to CFO  | 20,000           |
| Transportation Assistance   | 990              |
| Foster Care Improvements  | 1,980            |
| Criminal Justice Coordination Counsel   | 1,287            |
| Emergency Planning and Security   | 5,519            |
| Bioterrorism and Forensics Laboratory   | 4,950            |



# Appendix B.

## State Coordinating Agencies, State Data Center Program, U.S. Census Bureau

---

### **ALABAMA**

Center for Business and  
Economic Research  
University of Alabama  
149 Bidgood Hall  
Box 870221  
Tuscaloosa, AL 35487-0221  
Ms. Annette Watters  
205-348-6191  
Fax 205-348-2951  
awatters@cba.ua.edu

### **ALASKA**

Census and Geographic  
Information Network  
Research and Analysis  
Alaska Department of Labor  
P.O. Box 25504  
Juneau, AK 99811-5504  
Ms. Ingrid Zaruba  
907-465-2439  
Fax 907-465-2101  
Ingrid.Zaruba@alaska.gov

### **AMERICAN SAMOA**

Department of Commerce  
Statistics Division  
Pago Pago, AS 96799  
Mr. Vaitoelau Filiga  
684-633-5155  
Fax 684-633-4195  
vfiliga@samoatelco.com

### **ARIZONA**

Arizona Department of Commerce  
Population Statistics Unit  
1700 West Washington Street  
Executive Tower Building, Suite 2200  
Phoenix, AZ 85007  
Mr. Allen Barnes  
602-771-1155  
Fax 602-771-1207  
AllenB@azcommerce.com

### **ARKANSAS**

State Data Center  
University of Arkansas—Little Rock  
2801 South University  
Little Rock, AR 72204  
Ms. Phyllis Poche, Acting Director  
501-569-8530  
Fax 501-569-8538  
pnpoche@ualr.edu

### **CALIFORNIA**

State Census Data Center  
Department of Finance  
915 L Street, 8<sup>th</sup> Floor  
Sacramento, CA 95814-3706  
Ms. Julie Hoang  
916-323-4086  
Fax 916-327-0222  
julie.hoang@dof.ca.gov

### **COLORADO**

Division of Local Government  
Colorado Department of Local Affairs  
1313 Sherman Street, Room 521  
Denver, CO 80203  
Ms. Rebecca Picaso  
303-866-3120  
Fax 303-866-4819  
rebecca.picaso@state.co.us

### **CONNECTICUT**

Connecticut State Data Center  
University of Connecticut  
Unit 1221  
341 Mansfield Road, Unit 1221  
Storrs, CT 06269-1221  
Orlando Rodriguez  
860-486-9241  
Fax 860-486-9270  
orlando.rodriguez@uconn.edu

---

**DELAWARE**

Delaware Office of Management & Budget  
122 William Penn St., Suite 302  
Haslet Bldg., 3<sup>rd</sup> Floor  
Dover, DE 19901  
Michael B. Mahaffie  
302-739-3090  
Fax 302-739-6958  
mike.mahaffie@state.de.us

**DISTRICT OF COLUMBIA**

Data Services Division  
Mayor's Office of Planning  
801 N. Capitol Street NE, Suite 500  
Washington, DC 20002  
Dr. Joy Phillips  
202-442-7630  
Fax 202-442-7637  
Joy.phillips@dc.gov

**FLORIDA**

Florida Agency for Workforce Innovation  
Labor Market Statistics  
State Census Data Center  
MSC G-020  
107 E. Madison Street  
Tallahassee, FL 32399-4111  
Ms. Susanna Patterson  
850-245-7268 or  
1-866-537-3615  
Fax 850-245-7204  
susanna.patterson@awi.state.fl.us

**GEORGIA**

Planning Research and Evaluation  
Division—Office of Planning and Budget  
270 Washington Street, SW  
Atlanta, GA 30334  
Robert Giacomini, Assistant Director  
404-656-6505  
Fax 404-656-7916  
robert.giacomini@opb.state.ga.us

**GUAM**

Guam State Data Center  
Bureau of Statistics and Plans  
P.O. Box 2950  
Hagatna, Guam 96932  
Ms. Monica Jesus Guerrero  
671-472-4201/2/3  
Fax 671-477-1812  
mjguerrero028@yahoo.com

**HAWAII**

Hawaii State Data Center  
Department of Business, Economic  
Development, and Tourism  
250 South Hotel Street, 4<sup>th</sup> Floor  
Honolulu, HI 96813  
or  
P.O. Box 2359  
Honolulu, HI 96804  
Ms. Jan Nakamoto  
808-586-2493  
Fax 808-586-8449  
jnakamot@dbedt.hawaii.gov

**IDAHO**

Idaho Department of Commerce  
and Labor  
317 West Main Street  
Boise, ID 83735  
Mr. Alan Porter  
208-334-2470  
Fax 208-334-2631  
alan.porter@labor.idaho.gov

**ILLINOIS**

Illinois Department of Commerce  
and Economic Opportunity  
Office of Information Management  
620 East Adams Street  
Springfield, IL 62701  
Ms. Suzanne Ebetsch  
217-558-0190  
Fax 217-782-8903 (Temp.)  
sue.ebetsch@illinois.gov

**INDIANA**

Indiana State Library  
Indiana State Data Center  
140 North Senate Avenue  
Indianapolis, IN 46204  
Ms. Katie Springer  
317-232-3732  
Fax 317-232-3728  
kspringer@library.in.gov

---

**IOWA**

State Library of Iowa  
1112 E. Grand  
Des Moines, IA 50319-0232  
Ms. Beth Henning  
515-281-4350  
Fax 515-242-6543  
beth.henning@lib.state.ia.us

**KANSAS**

State Library of Kansas  
300 SW 10th Street  
Topeka, KS 66612-1593  
Mr. Peter Haxton  
785-296-3296  
Fax 785-296-6650  
phaxton@kslib.info

**KENTUCKY**

University of Louisville  
Urban Studies Institute  
College of Arts & Sciences  
426 W. Bloom Street  
Louisville, KY 40208  
Mr. Ron Crouch  
502-852-7990  
Fax 502-852-7386  
ron.crouch@louisville.edu

**LOUISIANA**

Louisiana State Census Data Center  
Office of Electronic Services  
P.O. Box 94095  
(ZIP for mail address 70804)  
1201 N. 3<sup>rd</sup> St. Suite 2-130  
Baton Rouge, LA 70802  
Ms. Karen Paterson  
225-219-5987  
Fax 225-219-4027  
karen.paterson@la.gov

**MAINE**

Maine State Planning Office  
38 State House Station  
Augusta, ME 04333-0038  
Amanda Rector  
207-287-1475  
Fax 207-287-6489  
amanda.k.rector@maine.gov

**MARYLAND**

Maryland Department of Planning  
Maryland State Data Center  
301 West Preston Street  
Baltimore, MD 21201  
Ms. Jane Traynham  
410-767-4450  
Fax 410-767-4480  
jtraynham@mdp.state.md.us

**MASSACHUSETTS**

UMass Donahue Institute  
Economic & Public Policy Research Unit  
UMass - President's Office  
The Massachusetts Venture Center  
100 Venture Way, Suite 9  
Hadley, MA 01035  
Mr. John Gaviglio, State Data Center Manager  
413-545-0176  
Fax 413-545-3420  
msdc-info@donahue.umassp.edu

**MICHIGAN**

Library Of Michigan - HAL  
702 West Kalamazoo Street  
Lansing, MI 48915  
Elisia L. Johnson  
517-373-2548  
Fax 517-373-5700  
johnsoee@michigan.gov

**MINNESOTA**

State Demographic Center  
Minnesota Dept. of Administration  
300 Centennial Office Building  
658 Cedar Street  
St. Paul, MN 55155  
Ms. Barbara Ronningen  
651-201-2473  
Fax 651-296-3698  
barbara.ronningen@state.mn.us

**MISSISSIPPI**

Center for Population Studies  
The University of Mississippi  
Bondurant Bldg., Room 3W  
University, MS 38677  
D. Swanson  
662-915-7288  
Fax 662-915-7736  
dswanson@olemiss.edu

---

**MISSOURI**

Missouri State Data Center  
Statistical Research Analyst  
Missouri State Library  
P.O. Box 387  
Jefferson City, MO 65102  
Ms. Katina Jones  
573-751-2679  
Fax 573-751-3612  
Katina.Jones@sos.mo.gov

**MONTANA**

Census and Economic Information Center  
Montana Department of Commerce  
P.O. Box 200505  
301 S. Park, Room 110  
Helena, MT 59620-0505  
Ms. Pam Harris  
406-841-2739  
Fax 406-841-2731  
paharris@mt.gov

**NEBRASKA**

Center for Public Affairs Research  
Nebraska State Data Center  
University of Nebraska at Omaha, EAB 106-J  
6001 Dodge Street  
Omaha, NE 68182-0059  
Mr. Jerome Deichert  
402-554-2134  
Fax 402-561-7599  
jdeicher@mail.unomaha.edu

**NEVADA**

Nevada State Library & Archives  
100 N. Stewart Street  
Carson City, NV 89710-4285  
Ms. Mona Reno  
775-684-3326  
Fax 775-684-3330  
mreno@nevadaculture.org

**NEW HAMPSHIRE**

New Hampshire Office of Energy  
and Planning  
4 Chenell Drive  
Concord, NH 03301-8501  
Mr. Ken Gallager  
603-271-1768  
Fax 603-271-2615  
ken.gallager@nh.gov

**NEW JERSEY**

New Jersey State Data Center  
Division of Labor Market and  
Demographic Research  
New Jersey Department of Labor  
P.O. Box 388  
Trenton, NJ 08625-0388  
Mr. Leonard Preston  
609-984-2595  
Fax 609-984-6833  
leonard.preston@dol.state.nj.us

**NEW MEXICO**

New Mexico Economic Development  
Department  
New Mexico State Data Center  
1100 St. Francis Drive  
P.O. Box 20003  
Santa Fe, NM 87504-5003  
Ms. Elizabeth Davis  
505-827-0333  
Fax 505-827-0588  
elizabeth.davis@state.nm.us

**NEW YORK**

New York State Data Center  
Empire State Development  
30 S. Pearl Street  
Albany, NY 12245  
Mr. Robert Scardamalia  
518-292-5300  
Fax 518-292-5806  
rscardamalia@empire.state.ny.us

**NORTH CAROLINA**

North Carolina Office of  
State Budget and Management  
20320 Mail Service Center  
Raleigh, NC 27699-0320  
Mr. Bob Coats  
919-807-4781  
Fax 919-733-5679  
bob.coats@ncmail.net

---

**NORTH DAKOTA**

North Dakota State Data Center  
North Dakota State University  
P.O. Box 5636  
IACC 424  
Fargo, ND 58105  
Dr. Richard Rathge  
701-231-8621  
Fax 701-231-9730  
richard.rathge@ndsu.edu

**NORTHERN MARIANA ISLANDS**

Department of Commerce  
Central Statistics Division  
Caller Box 10007  
Corner Phonpei Drive  
Saipan, MP 96950  
Mr. Jose T. Liwanag  
670-664-3023/3045  
Fax 670-664-3067  
csd@pticom.com

**OHIO**

Policy Research and Strategic Planning  
Ohio Department of Development  
P.O. Box 1001 (ZIP is 43266-0101)  
77 South High Street, 27<sup>th</sup> Floor  
Columbus, OH 43215  
Mr. Steve Kelley  
614-466-2116  
Fax 617-466-9697  
skelley@odod.state.oh.us

**OKLAHOMA**

Oklahoma Census Data Center  
Oklahoma Department of Commerce  
900 N. Stiles Avenue  
Oklahoma City, OK 73104-3234  
Mr. Steve Barker  
405-815-5182  
Fax 405-605-2982  
steven\_barker@okcommerce.gov

**OREGON**

Center for Population Research and  
Census  
Portland State University  
506 SW Mill  
570J Urban  
Portland, OR 97207-0751  
or P.O. Box 751  
Portland, OR 97207-0751  
Mr. Charles Rynerson  
503-725-3946  
Fax 503-725-5162  
ryneron@pdx.edu

**PENNSYLVANIA**

Pennsylvania State Data Center  
Institute of State and Regional Affairs  
Penn State Harrisburg  
777 West Harrisburg Pike  
Middletown, PA 17057-4898  
Ms. Sue Copella (Director)  
717-948-6336  
Fax 717-948-6754  
sdc3@psu.edu

**PUERTO RICO**

Puerto Rico Planning Board  
Minillas Governmental Center  
North Building, 14<sup>th</sup> Floor  
De Eiego Avenue Pda 22  
P.O. Box 41119  
Santurce, PR 00940-1119  
Ms. Lillian Torres Aguirre  
787-728-4430  
Fax 787-268-0506  
torres\_1@jp.gobierno.pr

**RHODE ISLAND**

Rhode Island Department of Administration  
Statewide Planning Program  
One Capitol Hill  
Providence, RI 02908-5872  
Mr. Mark G. Brown  
401-222-6183  
Fax 401-222-2083  
mbrown@doa.ri.gov

---

**SOUTH CAROLINA**

Office of Research and Statistics  
South Carolina Budget and Control Board  
1000 Assembly St., Room 425  
Columbia, SC 29201  
Mr. Mike MacFarlane  
803-734-3780  
Fax 803-734-3619  
mmacfarl@ors.sc.gov

**SOUTH DAKOTA**

South Dakota State Data Center  
Business Research Bureau  
Beacom School of Business  
University of South Dakota  
414 E. Clark Street  
Vermillion, SD 57069  
Ms. Nancy Nelson, Director  
605-677-5287  
Fax 605-677-5427  
nnelson@usd.edu

**TENNESSEE**

Center for Business and Economic Research  
University of Tennessee–Knoxville  
804 Volunteer Blvd.  
102 Temple Court Building  
Knoxville, TN 37996-6082  
Laura Ogle-Graham  
865-974-6082  
Fax 865-974-2007  
logle2@utk.edu

**TEXAS**

Texas State Data Center  
and Office of the State Demographer  
Institute for Demographic and  
Socioeconomic Research (IDSER)  
Univ. of Texas at San Antonio  
One UTSA Circle  
San Antonio, TX 78249-0704  
Dr. Karl Eschbach  
210-458-6543  
Fax 210-458-6541  
karl.eschbach@utsa.edu

**UTAH**

Governor's Office of Planning & Budget  
Utah State Capital Complex, Suite 150  
P.O. Box 142210  
Salt Lake City, UT 84114-2210  
Melissa Glosenger  
801-538-1038  
Fax 801-538-1547  
mglosenger@utah.gov

**VERMONT**

Center for Rural Studies  
University of Vermont  
207 Morrill Hall  
Burlington, VT 05405  
Mr. William Sawyer  
802-656-3021  
Fax 802-656-4975  
william.sawyer@uvm.edu

**VIRGINIA**

Virginia Employment Commission  
703 East Main Street  
Richmond, VA 23219  
Mr. Don Lillywhite  
804-786-8624  
Fax 804-371-0412  
donald.lillywhite@vec.virginia.gov

**VIRGIN ISLANDS**

University of the Virgin Islands  
Eastern Caribbean Center  
No. 2 John Brewer's Bay  
Charlotte Amalie  
St. Thomas, VI 00802  
Dr. Frank Mills  
340-693-1027  
Fax 340-693-1025  
fmills@uvi.edu

---

**WASHINGTON**

Office of Financial Management  
Forecasting Division  
210 11<sup>th</sup> Ave., SW  
P.O. Box 43113  
Olympia, WA 98504-3113  
Ms. Yi Zhao  
360-902-0592  
Fax 360-725-5174  
yi.zhao@ofm.wa.gov

**WEST VIRGINIA**

West Virginia Development Office  
Capitol Complex  
Building 6, Room 620  
Charleston, WV 25305-0311  
Ms. Pamela King  
304-558-2234  
Fax 304-558-3062  
pking@wvdo.org

**WISCONSIN**

Department of Administration  
Demographic Services Center  
101 E. Wilson Street St. 10<sup>th</sup> Fl  
Madison, WI 53708-8944  
Philip Wells  
608-266-1927  
Fax 608-267-6917  
philip.wells@wisconsin.gov

**WYOMING**

Department of Admin. and Information  
Economic Analysis Division  
1807 Capitol Ave., Suite 206  
Cheyenne, WY 82002-0060  
Ms. Amy Bittner  
307-777-7504  
Fax 307-632-1819  
abittn@state.wy.us

Note: If you plan to publish any information from this address list, you should be aware that changes are made regularly. For the latest list, contact the Customer Liaison and Marketing Services Office of the U.S. Census Bureau at 301-763-1305.

Visit the Census Bureau's home page at <[www.census.gov](http://www.census.gov)>.

