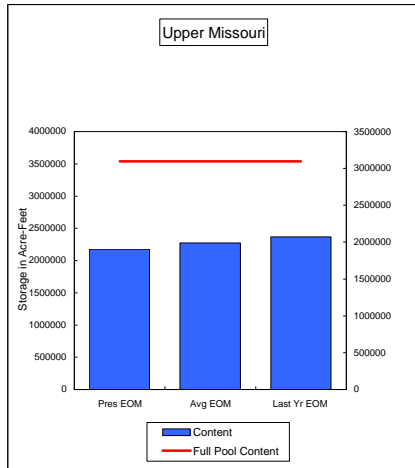
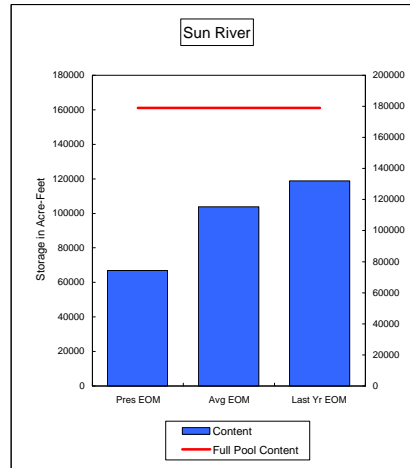


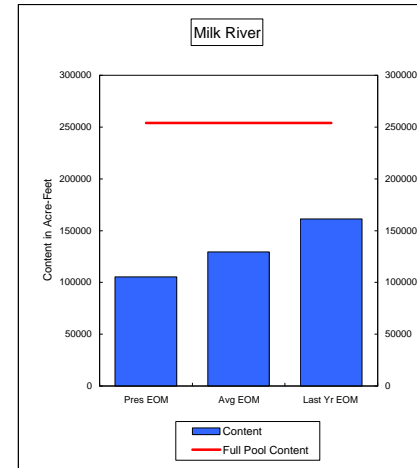
COMPARISON OF STORAGE CONTENT - PRESENT VS AVERAGE VS LAST YEAR DATA
in Acre-Feet
Data for March 31, 2008



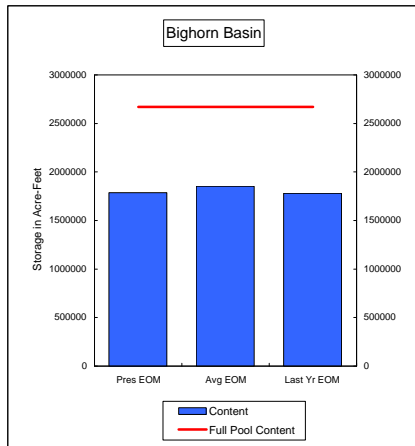
Percent of Average 95.7%
Percent of Last Year 91.8%
Percent of Full Capacity 70.3%



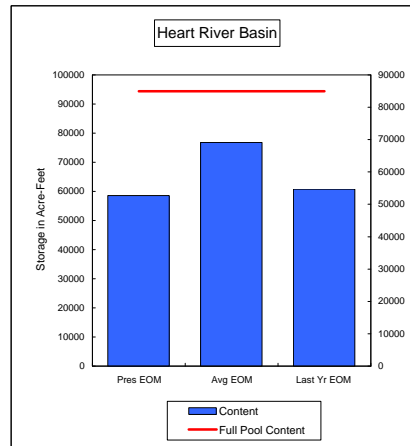
Percent of Average 64.5%
Percent of Last Year 56.3%
Percent of Full Capacity 37.4%



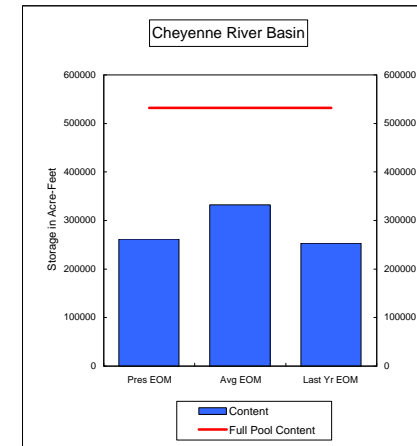
Percent of Average 81.4%
Percent of Last Year 65.3%
Percent of Full Capacity 41.5%



Percent of Average 96.3%
Percent of Last Year 100.4%
Percent of Full Capacity 66.9%



Percent of Average 76.2%
Percent of Last Year 96.4%
Percent of Full Capacity 68.9%

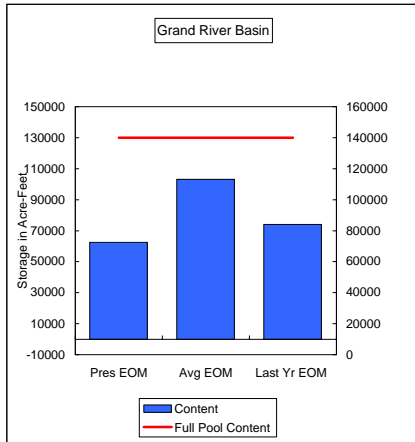


Percent of Average 78.7%
Percent of Last Year 103.3%
Percent of Full Capacity 49.2%

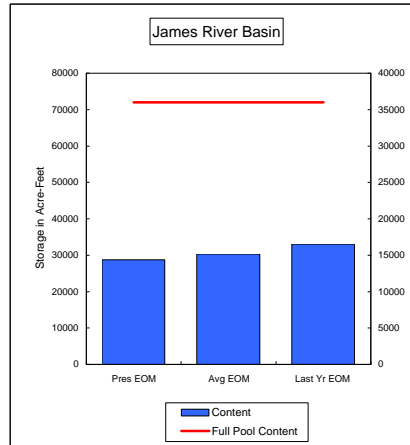
COMPARISON OF STORAGE CONTENT - PRESENT VS AVERAGE VS LAST YEAR DATA

in Acre-Feet

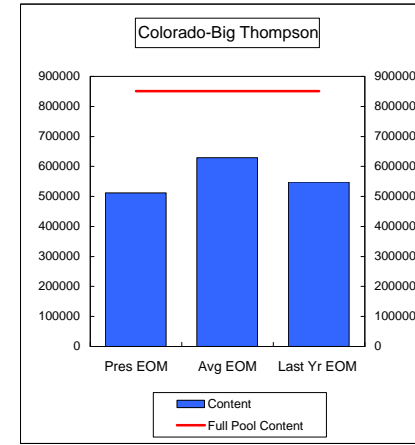
Data for March 31, 2008



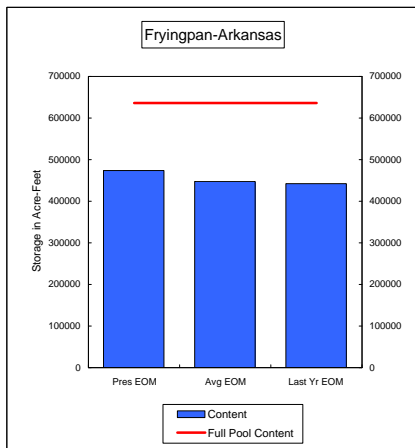
Percent of Average **60.7%**
 Percent of Last Year **84.5%**
 Percent of Full Capacity **44.7%**



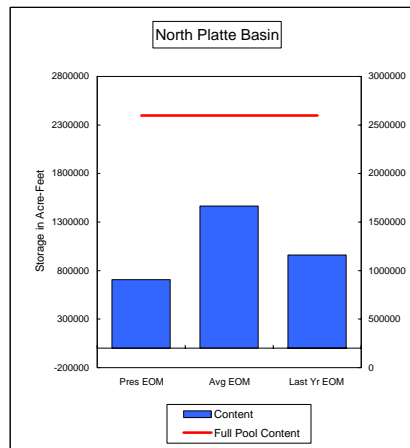
Percent of Average **94.9%**
 Percent of Last Year **87.1%**
 Percent of Full Capacity **80.0%**



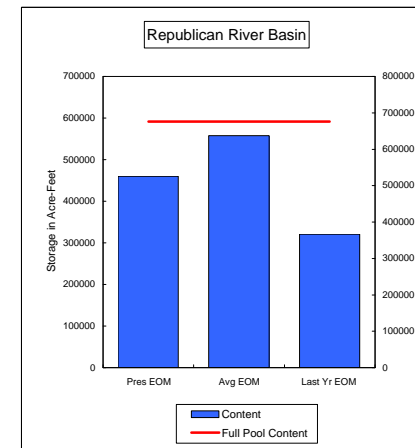
Percent of Average **81.3%**
 Percent of Last Year **93.4%**
 Percent of Full Capacity **50.8%**



Percent of Average **105.8%**
 Percent of Last Year **107.0%**
 Percent of Full Capacity **74.5%**

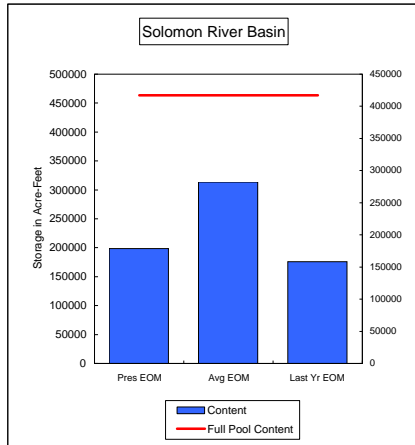


Percent of Average **48.1%**
 Percent of Last Year **73.4%**
 Percent of Full Capacity **27.2%**

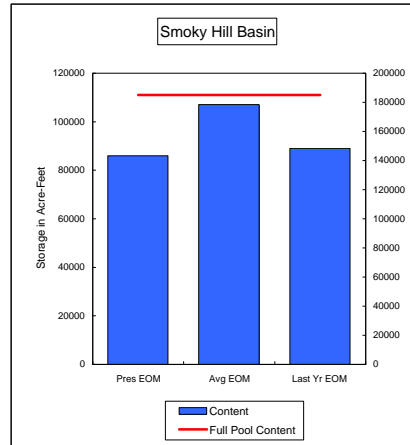


Percent of Average **82.5%**
 Percent of Last Year **143.5%**
 Percent of Full Capacity **68.0%**

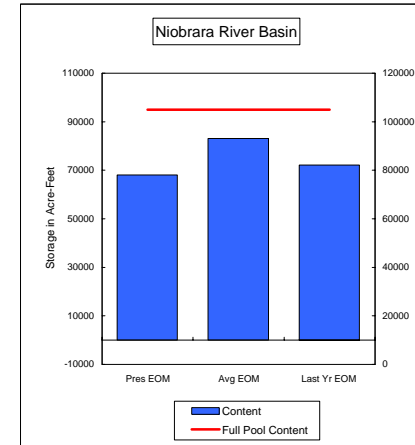
COMPARISON OF STORAGE CONTENT - PRESENT VS AVERAGE VS LAST YEAR DATA
in Acre-Feet
Data for March 31, 2008



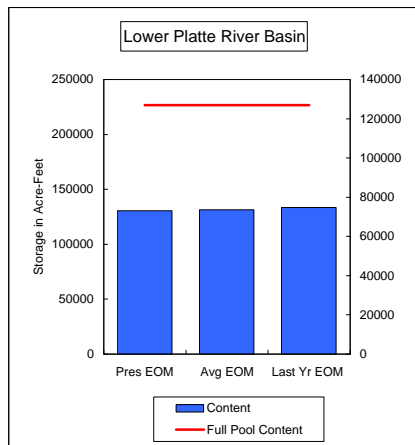
Percent of Average 63.3%
Percent of Last Year 113.0%
Percent of Full Capacity 47.6%



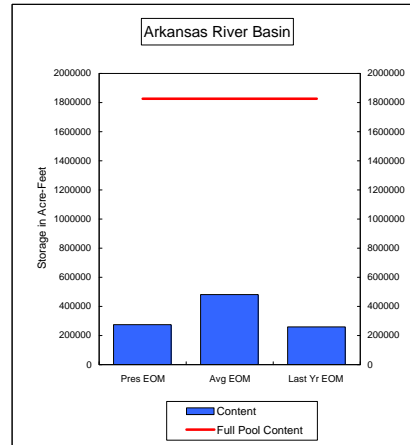
Percent of Average 80.2%
Percent of Last Year 96.5%
Percent of Full Capacity 46.4%



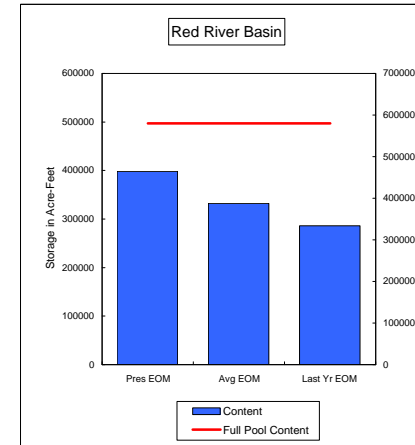
Percent of Average 82.0%
Percent of Last Year 94.3%
Percent of Full Capacity 64.9%



Percent of Average 99.5%
Percent of Last Year 97.9%
Percent of Full Capacity 102.9%

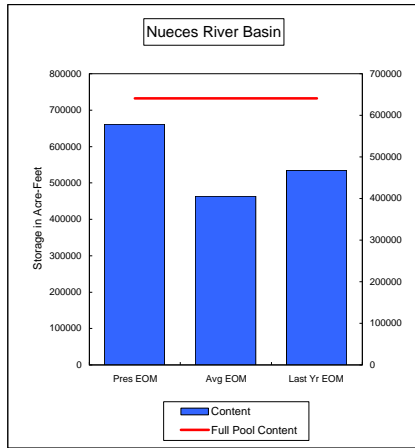


Percent of Average 56.8%
Percent of Last Year 105.2%
Percent of Full Capacity 15.0%

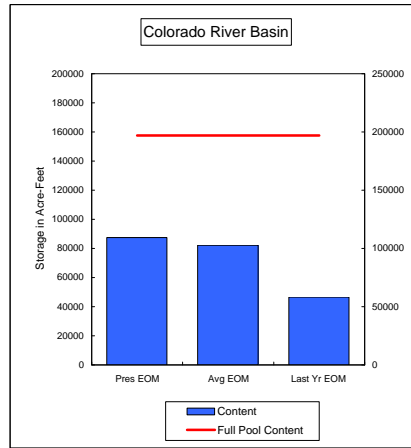


Percent of Average 120.0%
Percent of Last Year 139.1%
Percent of Full Capacity 68.7%

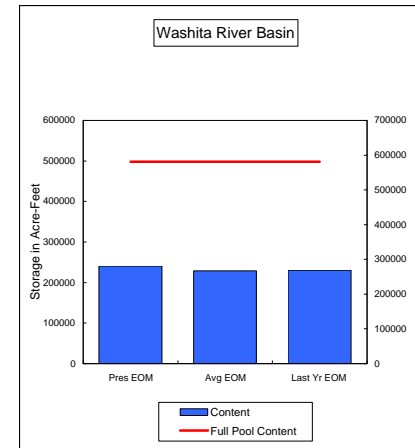
COMPARISON OF STORAGE CONTENT - PRESENT VS AVERAGE VS LAST YEAR DATA
in Acre-Feet
Data for March 31, 2008



Percent of Average 142.8%
Percent of Last Year 123.7%
Percent of Full Capacity 103.2%



Percent of Average 106.4%
Percent of Last Year 187.8%
Percent of Full Capacity 44.4%



Percent of Average 105.4%
Percent of Last Year 104.6%
Percent of Full Capacity 41.5%