



BSO Tutorial for Tax Year 2007

View Employer Report Status, Errors, and Notice Information

Contains the following lessons:

- [View Employer Report Status Information](#)
- [View Employer Report Detailed Information](#)
- [View Error Information for Previously Submitted Wage Data](#)
- [View Social Security Number/Name Validation Notices](#)

Lesson 1: View Employer Report Status Information

This option is available only to users who selected the View File/Wage Report Status, Errors, and Error Notices role in their registration profile. Follow the instructions below to view the status of employer reports for your company.



NOTE

Access to this service may not be requested if you did not provide an Employer Identification Number (EIN) when you registered.

Step 1: Point your browser to the Business Services Online Welcome page:
www.socialsecurity.gov/bsowelcome.htm.

Step 2: Select the **Log In** button on the Business Services Online Welcome page. The system displays the General Login Attestation page.

Social Security Online
www.socialsecurity.gov
Business Services Online

[BSO Welcome](#) | [BSO Information](#) | [Contact Us](#) | [Keyboard Navigation](#)

[BSO Welcome](#) > General Login Attestation

Online Services Availability

- Monday-Friday: 5 AM - 1 AM EST
- Saturday: 5 AM - 11 PM EST
- Sunday: 8 AM - 11:30 PM EST

DON'T USE YOUR BROWSER'S BACK BUTTON

Effective as of October 2007, your Personal Identification Number (PIN) is now referred to as your User ID.

[HELP](#)

General Login Attestation

I understand that the Social Security Administration (SSA) will validate the information I provide against the information in SSA's files.

I certify that:

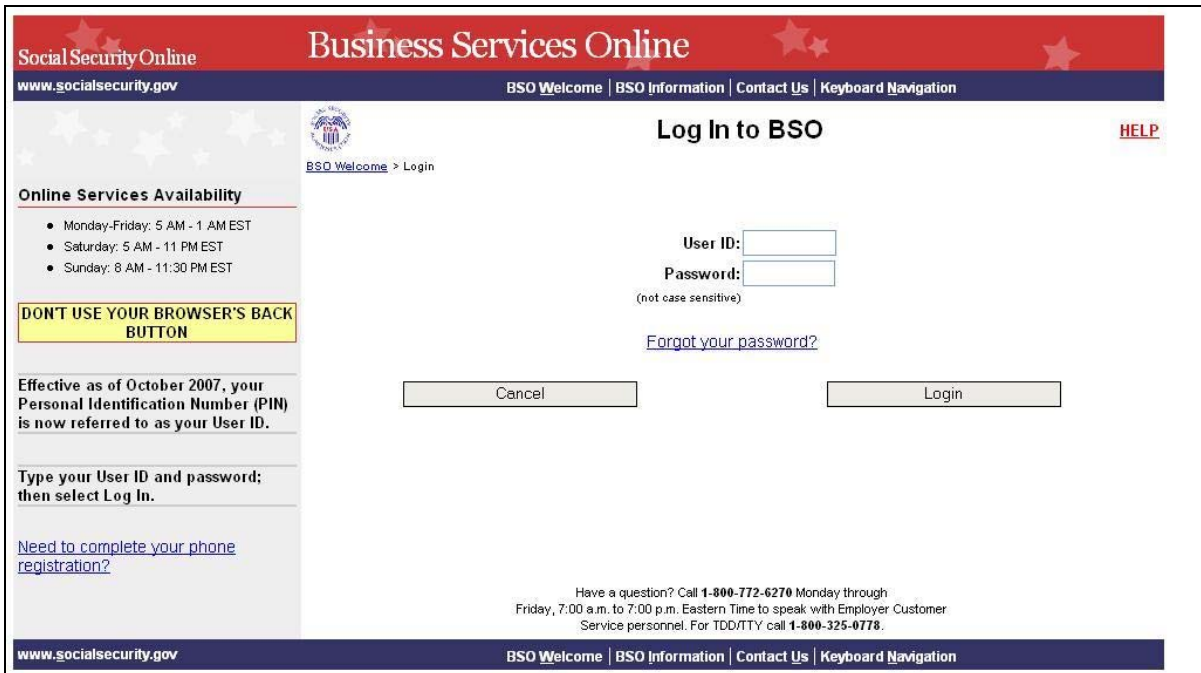
- I understand that I may be subject to penalties if I submit fraudulent information. I agree that I am responsible for all actions taken with my User ID.
- I understand that SSA may ban me and/or the company I represent from the use of these services if SSA determines or suspects there has been misuse of the services.
- I am aware that any person who knowingly and willfully makes any representation to falsely obtain information from Social Security records and/or intends to deceive the Social Security Administration as to the true identity of an individual could be punished by a fine or imprisonment, or both.
- I am authorized to do business under this User ID.

By selecting the "I Accept" button, you certify that you have read, understand and agree to the user certification of Business Services Online.

Have a question? Call **1-800-772-6270** Monday through Friday, 7:00 a.m. to 7:00 p.m. Eastern Time to speak with Employer Customer Service personnel. For TDD/TTY call **1-800-325-0778**.

www.socialsecurity.gov
BSO Welcome | BSO Information | Contact Us | Keyboard Navigation

Step 3: Select the **I Accept** button after reading the conditions defined on the General Login Attestation page. The system displays the Log In to BSO page.



Step 4: Enter your User ID and password.

Step 5: Select the **Login** button to display the BSO Main Menu page. (To return to the Business Services Online Welcome page, select the **Cancel** button.)

Step 6: Select the **View File / Wage Report Status [with or without] Name / SSN Errors** link.

[View File / Wage Report Status without Name / SSN Errors](#)

View report status, errors and notice information



NOTE

*The **View File / Wage Report Status** link will be displayed only if you selected the View File/Wage Report Status, Errors, and Error Notices **with** or **without** Name / SSN Errors role in the Request Access to BSO Services process.*

The system displays the View File / Wage Report Status menu page.

Social Security Online **Business Services Online**
www.socialsecurity.gov BSO Main Menu | BSO Information | Contact Us | Keyboard Navigation

View File / Wage Report Status without Name/SSN Errors [LOGOUT](#) | [HELP](#)

[BSO Main Menu](#) > View File / Wage Report Status without Name / SSN Errors

Online Services Availability

- Monday-Friday: 5 AM - 1 AM EST
- Saturday: 5 AM - 11 PM EST
- Sunday: 8 AM - 11:30 PM EST

DON'T USE YOUR BROWSER'S BACK BUTTON

[View Submission Status, Errors, and Notice Information](#)
View current submission status, resubmission notices, and error information for previously submitted wage data.

[View Employer Report Status, Errors, and Notice Information](#)
View current employer report status information, and error information for previously submitted wage data.

[BSO Main Menu](#)

Have a question? Call **1-800-772-6270** Monday through Friday, 7:00 a.m. to 7:00 p.m. Eastern Time to speak with Employer Customer Service personnel. For TDD/TTY call **1-800-325-0778**.

www.socialsecurity.gov BSO Main Menu | BSO Information | Contact Us | Keyboard Navigation

Step 7: Select the **View Employer Report Status, Errors, and Notice Information** link.

[View Employer Report Status, Errors, and Notice Information](#)

View current employer report status information, and error information for previously submitted wage data.

The system displays the Query Attestation page.


The screenshot shows the Social Security Online Business Services Online (BSO) interface. At the top, there is a logo for the Social Security Administration and the text "Social Security Online Business Services Online" with a sub-header "Social Security's Business Services Online (BSO)". Below this, the page title is "Query Attestation". The main heading is "User Certification to Query the SSA Business Services Online". The text reads: "I understand that the Social Security Administration (SSA) will validate the information I provide against the information in SSA's files. I certify that I am the individual authorized to conduct business under this PIN and have the authority to attest to the accuracy of the data and receive employee wage information for the employer." Below this, a horizontal line separates the text from a note: "By selecting the 'I Accept' button, you certify that you have read, understand and agree to the user certification of Business Services Online." At the bottom, there are two buttons: "I Accept" and "I DO NOT Accept".

Step 8: Select the **I Accept** button after reading the conditions defined on the Query Attestation page. The system displays the Employer Report Selection page.

The screenshot shows the Social Security Online Business Services Online (BSO) interface. At the top, there is a logo for the Social Security Administration and the text "Social Security Online Business Services Online" with a sub-header "Social Security's Business Services Online (BSO)". Below this, there is a navigation bar with links: "BSO Main Menu | BSO Information Links | Contact SSA | Keyboard Navigation | Logout". On the left, there is a "BSO Help" button. The main heading is "Employer Report Selection". Below this, the text reads: "Please read the following information before continuing:" followed by a bulleted list of conditions: "Employer report information is displayed only for reports submitted after 2002.", "Reports that have not yet been processed cannot be displayed.", "Processed money totals may not reflect the currently posted amounts.", "This information should not be used for reconciliation or tax liability purposes.", "This information should not be used as the basis for a Form W-2c report." Below the list, there is a "Tax Year" section with the text: "The Tax Year is the year in which the wages were earned. Please Choose a Tax Year:" followed by a dropdown menu showing "2007". At the bottom, there are two buttons: "Continue" and "Cancel".

Step 9: Select the Tax Year from the **Please Choose a Tax Year** drop-down menu. The current tax year is the default value in the Tax Year field.

Step 10: Select the **Continue** button. The system displays the Employer Report Information page. (Otherwise, select the **Cancel** button to return to the BSO Main Menu page.)



Social Security Online
Business Services Online
 Social Security's Business Services Online (BSO)

BSO Main Menu | BSO Information Links | Contact SSA | Keyboard Navigation | Logout

[BSO Help](#)

Employer Report Information

Report Information for EIN: 00-9999999, Tax Year: 2005

For the tax year you have selected, there are a total of 8 reports. Select the results displayed in the *Report Status* column for an explanation of status codes. Select *Details* to view detailed information for a particular report.

IMPORTANT: If the submission shows one or more reports in RETURN status, view and correct errors before resubmitting. When you resubmit a file, include any reports that show COMPLETE status also, but make NO changes in the COMPLETE reports. A COMPLETE report will be processed again if it contains changes. This can cause serious tax consequences for employees and the employer. Corrections after a report is COMPLETE can only be made by filing a W-2c report.

TIP: Use your browser menu *Save As* or *Print* feature if you wish to save or print this page for your records.

** Note: Detailed information is not available for reports with a status of IN PROCESS.*

Report Type	Processed W-2 Count	Processed Social Security Wages, Medicare, and Federal Taxable Income	Report Status	Status Date	* Employer Report Details
REGULAR	1	SS Wages: \$0.00 Medicare: \$0.00 Fed Taxable: \$4,455.00	COMPLETE	10/21/2005	Details
REGULAR	1	SS Wages: \$0.00 Medicare: \$0.00 Fed Taxable: \$100,000.00	COMPLETE	12/08/2005	Details
REGULAR	1	SS Wages: \$0.00 Medicare: \$0.00 Fed Taxable: \$463.00	COMPLETE	12/08/2005	Details
REGULAR	1	SS Wages: \$0.00 Medicare: \$0.00 Fed Taxable: \$10,000.00	COMPLETE	12/08/2005	Details
CORRECTION	1	Correct SS Wages: \$11.00 Medicare: \$454.00 Fed Taxable: \$0.00	COMPLETE	12/08/2005	Details
CORRECTION	5	Correct SS Wages: \$0.00 Medicare: \$0.00 Fed Taxable: \$0.00	COMPLETE	12/08/2005	Details
CORRECTION	1	Correct SS Wages: \$0.00 Medicare: \$0.00 Fed Taxable: \$100,000.00	COMPLETE	12/08/2005	Details
REGULAR	8	SS Wages: \$347,033,057.75 Medicare: \$1,405,036,664.27 Fed Taxable: \$762,779,334.86	COMPLETE	02/24/2006	Details

Options

Return to Employer Report Selection	Return to the Employer Report Selection page.
-------------------------------------	---

Have a question? Call **1-800-772-6270** to speak with Employer Customer Service personnel.
 For TDD/TTY call **1-800-325-0778**.

BSO Main Menu | BSO Information Links | Contact SSA | Keyboard Navigation | Logout

Step 11: Select the link in the **Report Status** column to display the processing status for the specific submission. The system displays the Explanation of Processing Status Codes pop-up window.

Explanation of Processing Status Code

You have requested information about the COMPLETE processing status code.

COMPLETE	Social Security was able to complete processing of this report. If you or the people filing on your behalf are required to resubmit your wage file, do NOT change the information in this report.
-----------------	---

Please note that you may have to close this window in order to resume your BSO session.

You can use the File menu to close this window.

Step 12: Review the status of your employer submission, which is located at the top of the pop-up window.

Step 13: Select the **Close Browser Window** button to close the pop-up window. The system returns you to the Employer Report Information page.

Step 14: Select the **Return to Employer Report Selection** button. The system displays the Employer Report Selection page.

Lesson 2: View Employer Report Detailed Information Page

This option is available only to users who selected the View File/Wage Report Status, Errors, and Error Notices **with** or **without** Name / SSN Errors role. Follow the instructions below to view employer report information for previously submitted wage data.



NOTE

Access to this service may not be requested if you did not provide an Employer Identification Number (EIN) when you registered.

Step 1: Point your browser to the Business Services Online Welcome page:
www.socialsecurity.gov/bsowelcome.htm.

Step 2: Select the **Log In** button on the Business Services Online Welcome page. The system displays the General Login Attestation page.

Social Security Online
Business Services Online

www.socialsecurity.gov
BSO Welcome | BSO Information | Contact Us | Keyboard Navigation

Online Services Availability

- Monday-Friday: 5 AM - 11 AM EST
- Saturday: 5 AM - 11 PM EST
- Sunday: 8 AM - 11:30 PM EST

DON'T USE YOUR BROWSER'S BACK BUTTON

Effective as of October 2007, your Personal Identification Number (PIN) is now referred to as your User ID.

General Login Attestation
HELP

[BSO Welcome](#) > General Login Attestation

I understand that the Social Security Administration (SSA) will validate the information I provide against the information in SSA's files.

I certify that:

- I understand that I may be subject to penalties if I submit fraudulent information. I agree that I am responsible for all actions taken with my User ID.
- I understand that SSA may ban me and/or the company I represent from the use of these services if SSA determines or suspects there has been misuse of the services.
- I am aware that any person who knowingly and willfully makes any representation to falsely obtain information from Social Security records and/or intends to deceive the Social Security Administration as to the true identity of an individual could be punished by a fine or imprisonment, or both.
- I am authorized to do business under this User ID.

By selecting the "I Accept" button, you certify that you have read, understand and agree to the user certification of Business Services Online.

Have a question? Call **1-800-772-6270** Monday through Friday, 7:00 a.m. to 7:00 p.m. Eastern Time to speak with Employer Customer Service personnel. For TDD/TTY call **1-800-325-0778**.

www.socialsecurity.gov
BSO Welcome | BSO Information | Contact Us | Keyboard Navigation

Step 3: Select the **I Accept** button after reading the conditions defined on the General Login Attestation page. The system displays the Log In to BSO page.

Step 4: Enter your User ID and password.

Step 5: Select the **Login** button to display the BSO Main Menu page. (To return to the Business Services Online Welcome page, select the Cancel button.)

Step 6: Select the **View File / Wage Report Status [with or without] Name / SSN Errors** link.

[View File / Wage Report Status without Name / SSN Errors](#)

View report status, errors and notice information



NOTE

*The **View File / Wage Report Status** link will be displayed only if you selected the View File/Wage Report Status, Errors, and Error Notices **with** or **without** Name / SSN Errors role in the Request Access to BSO Services process.*

The system displays the View File / Wage Report Status menu page.

Social Security Online **Business Services Online**
www.socialsecurity.gov BSO Main Menu | BSO Information | Contact Us | Keyboard Navigation

View File / Wage Report Status without Name/SSN Errors [LOGOUT](#) | [HELP](#)

[BSO Main Menu](#) > View File / Wage Report Status without Name / SSN Errors

Online Services Availability

- Monday-Friday: 5 AM - 1 AM EST
- Saturday: 5 AM - 11 PM EST
- Sunday: 8 AM - 11:30 PM EST

DON'T USE YOUR BROWSER'S BACK BUTTON

[View Submission Status, Errors, and Notice Information](#)
View current submission status, resubmission notices, and error information for previously submitted wage data.

[View Employer Report Status, Errors, and Notice Information](#)
View current employer report status information, and error information for previously submitted wage data.

[BSO Main Menu](#)

Have a question? Call **1-800-772-6270** Monday through Friday, 7:00 a.m. to 7:00 p.m. Eastern Time to speak with Employer Customer Service personnel. For TDD/TTY call **1-800-325-0778**.

www.socialsecurity.gov BSO Main Menu | BSO Information | Contact Us | Keyboard Navigation

Step 7: Select the **View Employer Report Status, Errors, and Notice Information** link.

[View Employer Report Status, Errors, and Notice Information](#)

View current employer report status information, and error information for previously submitted wage data.

The system displays the Query Attestation page.

The screenshot shows the Social Security Online Business Services Online (BSO) interface. At the top, there is a logo for the Social Security Administration and the text "Social Security Online Business Services Online" with a sub-header "Social Security's Business Services Online (BSO)". Below this, the heading "Query Attestation" is displayed. The main content area contains the following text:

User Certification to Query the SSA Business Services Online

I understand that the Social Security Administration (SSA) will validate the information I provide against the information in SSA's files.

I certify that I am the individual authorized to conduct business under this PIN and have the authority to attest to the accuracy of the data and receive employee wage information for the employer.

By selecting the "I Accept" button, you certify that you have read, understand and agree to the user certification of Business Services Online.

At the bottom, there are two buttons: "I Accept" and "I DO NOT Accept".

Step 8: Select the **I Accept** button after reading the conditions defined on the Query Attestation page. The system displays the Employer Report Selection page.

The screenshot shows the Social Security Online Business Services Online (BSO) interface. At the top, there is a logo for the Social Security Administration and the text "Social Security Online Business Services Online" with a sub-header "Social Security's Business Services Online (BSO)". Below this, there is a navigation bar with links: "BSO Main Menu | BSO Information Links | Contact SSA | Keyboard Navigation | Logout".

On the left side, there is a button labeled "BSO Help".

The main heading is "Employer Report Selection".

Below the heading, there is a section titled "Please read the following information before continuing:" followed by a list of bullet points:


- Employer report information is displayed only for reports submitted after 2002.
- Reports that have not yet been processed cannot be displayed.
- Processed money totals may not reflect the currently posted amounts.
- This information should not be used for reconciliation or tax liability purposes.
- This information should not be used as the basis for a Form W-2c report.

Below the list, there is a section titled "Tax Year" with the text "The Tax Year is the year in which the wages were earned." and "Please Choose a Tax Year:". A dropdown menu is set to "2007".

At the bottom, there are two buttons: "Continue" and "Cancel".

Step 9: Select the Tax Year from the **Please Choose a Tax Year** drop-down menu. The current tax year is the default value in the Tax Year field.

Step 10: Select the **Continue** button. The system displays the Employer Report Information page. (Otherwise, select the **Cancel** button to return to the BSO Main Menu page.)



Social Security Online
Business Services Online
 Social Security's Business Services Online (BSO)

BSO Main Menu | BSO Information Links | Contact SSA | Keyboard Navigation | Logout

[BSO Help](#)

Employer Report Information

Report Information for EIN: 00-9999999, Tax Year: 2005

For the tax year you have selected, there are a total of 8 reports. Select the results displayed in the *Report Status* column for an explanation of status codes. Select *Details* to view detailed information for a particular report.

IMPORTANT: If the submission shows one or more reports in RETURN status, view and correct errors before resubmitting. When you resubmit a file, include any reports that show COMPLETE status also, but make NO changes in the COMPLETE reports. A COMPLETE report will be processed again if it contains changes. This can cause serious tax consequences for employees and the employer. Corrections after a report is COMPLETE can only be made by filing a W-2c report.

TIP: Use your browser menu *Save As* or *Print* feature if you wish to save or print this page for your records.

** Note: Detailed information is not available for reports with a status of IN PROCESS.*

Report Type	Processed W-2 Count	Processed Social Security Wages, Medicare, and Federal Taxable Income	Report Status	Status Date	* Employer Report Details
REGULAR	1	SS Wages: \$0.00 Medicare: \$0.00 Fed Taxable: \$4,455.00	COMPLETE	10/21/2005	Details
REGULAR	1	SS Wages: \$0.00 Medicare: \$0.00 Fed Taxable: \$100,000.00	COMPLETE	12/08/2005	Details
REGULAR	1	SS Wages: \$0.00 Medicare: \$0.00 Fed Taxable: \$463.00	COMPLETE	12/08/2005	Details
REGULAR	1	SS Wages: \$0.00 Medicare: \$0.00 Fed Taxable: \$10,000.00	COMPLETE	12/08/2005	Details
CORRECTION	1	Correct SS Wages: \$11.00 Medicare: \$454.00 Fed Taxable: \$0.00	COMPLETE	12/08/2005	Details
CORRECTION	5	Correct SS Wages: \$0.00 Medicare: \$0.00 Fed Taxable: \$0.00	COMPLETE	12/08/2005	Details
CORRECTION	1	Correct SS Wages: \$0.00 Medicare: \$0.00 Fed Taxable: \$100,000.00	COMPLETE	12/08/2005	Details
REGULAR	8	SS Wages: \$347,033,057.75 Medicare: \$1,405,036,664.27 Fed Taxable: \$762,779,334.86	COMPLETE	02/24/2006	Details


Options

Return to Employer Report Selection	Return to the Employer Report Selection page.
-------------------------------------	---

Have a question? Call **1-800-772-6270** to speak with Employer Customer Service personnel.
 For TDD/TTY call **1-800-325-0778**.

BSO Main Menu | BSO Information Links | Contact SSA | Keyboard Navigation | Logout

Step 11: Select the **Details** link in the Employer Report Details column of the specific report. The system displays the Employer Report Detailed Information page.



Social Security Online
Business Services Online
Social Security's Business Services Online (BSO)

BSO Main Menu | BSO Information Links | Contact SSA | Keyboard Navigation | Logout

[BSO Help](#)

Employer Report Detailed Information

Report Information for EIN: 00-9999999, **Tax Year:** 2005

Select the results displayed in the *Report Status* column for an explanation of status codes.

IMPORTANT: Reports that have been processed to COMPLETE should not be changed if the file is resubmitted.

TIP: Use your browser menu *Save As* or *Print* feature if you wish to save or print this page for your records.

Report Type:	REGULAR	Report Status:	COMPLETE
Status Date:	10/21/2005	Employment Type:	Regular
Earnings Control Number:	50218500001	Tax Jurisdiction:	Domestic Form W-2
Reported W-2 Count:	0000001	Establishment Number:	
Processed W-2 Count:	1		

	Reported	Processed	Amended
SS Wages	\$0.00	\$0.00	NOT APPLICABLE
SS Tips	\$0.00	\$0.00	NOT APPLICABLE
Medicare Wages and Tips	\$0.00	\$0.00	NOT APPLICABLE
Federal Taxable Income	\$4,455.00	\$4,455.00	NOT APPLICABLE

Options

Return to Employer Report Information	Return to the Employer Report Information page.
Return to Employer Report Selection	Return to the Employer Report Selection page.

Have a question? Call **1-800-772-6270** to speak with Employer Customer Service personnel.
For TDD/TTY call **1-800-325-0778**.

BSO Main Menu | BSO Information Links | Contact SSA | Keyboard Navigation | Logout

Lesson 3: View Error Information for Previously Submitted Wage Data

This option is available only to users who selected the View File/Wage Report Status, Errors, and Error Notices **with** or **without** Name / SSN Errors role. Follow the instructions below to view error information for previously submitted wage data.



Access to this service may not be requested if you did not provide an Employer Identification Number (EIN) when you registered.

Step 1: Point your browser to the Business Services Online Welcome page:
www.socialsecurity.gov/bsowelcome.htm.

Step 2: Select the **Log In** button on the Business Services Online Welcome page. The system displays the General Login Attestation page.

Social Security Online
Business Services Online

www.socialsecurity.gov
BSO Welcome | BSO Information | Contact Us | Keyboard Navigation

Online Services Availability

- Monday-Friday: 5 AM - 1 AM EST
- Saturday: 5 AM - 11 PM EST
- Sunday: 8 AM - 11:30 PM EST

DON'T USE YOUR BROWSER'S BACK BUTTON

Effective as of October 2007, your Personal Identification Number (PIN) is now referred to as your User ID.

General Login Attestation
HELP

[BSO Welcome](#) > General Login Attestation

I understand that the Social Security Administration (SSA) will validate the information I provide against the information in SSA's files.

I certify that:

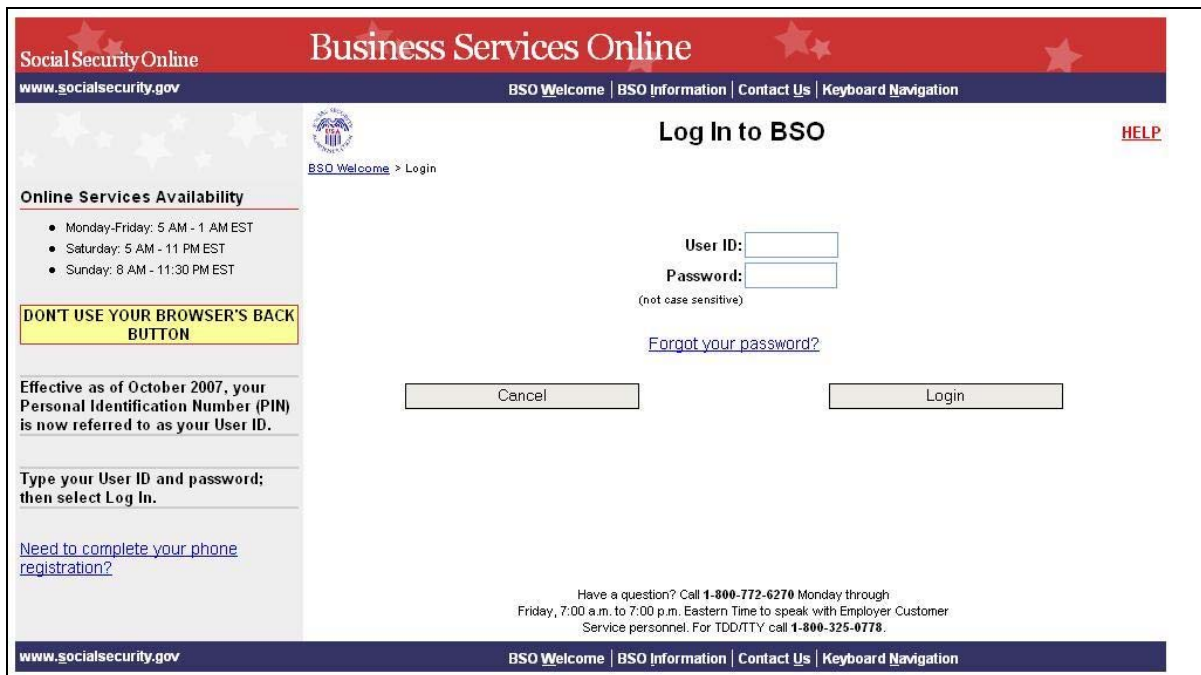
- I understand that I may be subject to penalties if I submit fraudulent information. I agree that I am responsible for all actions taken with my User ID.
- I understand that SSA may ban me and/or the company I represent from the use of these services if SSA determines or suspects there has been misuse of the services.
- I am aware that any person who knowingly and willfully makes any representation to falsely obtain information from Social Security records and/or intends to deceive the Social Security Administration as to the true identity of an individual could be punished by a fine or imprisonment, or both.
- I am authorized to do business under this User ID.

By selecting the "I Accept" button, you certify that you have read, understand and agree to the user certification of Business Services Online.

Have a question? Call **1-800-772-6270** Monday through Friday, 7:00 a.m. to 7:00 p.m. Eastern Time to speak with Employer Customer Service personnel. For TDD/TTY call **1-800-325-0778**.

www.socialsecurity.gov
BSO Welcome | BSO Information | Contact Us | Keyboard Navigation

Step 3: Select the **I Accept** button after reading the conditions defined on the General Login Attestation page. The system displays the Log In to BSO page.



Step 4: Enter your User ID and password.

Step 5: Select the **Login** button to display the BSO Main Menu page. (To return to the Business Services Online Welcome page, select the **Cancel** button.)

Step 6: Select the **View File / Wage Report Status [with or without] Name / SSN Errors** link.

[View File / Wage Report Status without Name / SSN Errors](#)

View report status, errors and notice information



NOTE

*The **View File / Wage Report Status** link will be displayed only if you selected the **View File/Wage Report Status, Errors, and Error Notices with or without Name / SSN Errors** role in the Request Access to BSO Services process.*

The system displays the View File / Wage Report Status menu page.

Social Security Online **Business Services Online**
www.socialsecurity.gov BSO Main Menu | BSO Information | Contact Us | Keyboard Navigation

View File / Wage Report Status without Name/SSN Errors [LOGOUT](#) | [HELP](#)

[BSO Main Menu](#) > View File / Wage Report Status without Name / SSN Errors

Online Services Availability

- Monday-Friday: 5 AM - 1 AM EST
- Saturday: 5 AM - 11 PM EST
- Sunday: 8 AM - 11:30 PM EST

DON'T USE YOUR BROWSER'S BACK BUTTON

[View Submission Status, Errors, and Notice Information](#)
View current submission status, resubmission notices, and error information for previously submitted wage data.

[View Employer Report Status, Errors, and Notice Information](#)
View current employer report status information, and error information for previously submitted wage data.

[BSO Main Menu](#)

Have a question? Call **1-800-772-6270** Monday through Friday, 7:00 a.m. to 7:00 p.m. Eastern Time to speak with Employer Customer Service personnel. For TDD/TTY call **1-800-325-0778**.

www.socialsecurity.gov BSO Main Menu | BSO Information | Contact Us | Keyboard Navigation

Step 7: Select the **View Employer Report Status, Errors, and Notice Information** link.

[View Employer Report Status, Errors, and Notice Information](#)

View current employer report status information, and error information for previously submitted wage data.

The system displays the Query Attestation page.

The screenshot shows the Social Security Online Business Services Online (BSO) interface. At the top, there is a logo for the Social Security Administration and the text "Social Security Online Business Services Online" with a sub-header "Social Security's Business Services Online (BSO)". Below this, the heading "Query Attestation" is displayed. The main content area contains the following text:

User Certification to Query the SSA Business Services Online

I understand that the Social Security Administration (SSA) will validate the information I provide against the information in SSA's files.

I certify that I am the individual authorized to conduct business under this PIN and have the authority to attest to the accuracy of the data and receive employee wage information for the employer.

By selecting the "I Accept" button, you certify that you have read, understand and agree to the user certification of Business Services Online.

At the bottom, there are two buttons: "I Accept" and "I DO NOT Accept".

Step 8: Select the **I Accept** button after reading the conditions defined on the Query Attestation page. The system displays the Employer Report Selection page.

The screenshot shows the Social Security Online Business Services Online (BSO) interface for the Employer Report Selection page. At the top, there is a logo for the Social Security Administration and the text "Social Security Online Business Services Online" with a sub-header "Social Security's Business Services Online (BSO)". Below this, there is a navigation bar with links: "BSO Main Menu | BSO Information Links | Contact SSA | Keyboard Navigation | Logout".

On the left side, there is a button labeled "BSO Help".

The main heading is "Employer Report Selection".

Below the heading, there is a section titled "Please read the following information before continuing:" followed by a list of bullet points:


- Employer report information is displayed only for reports submitted after 2002.
- Reports that have not yet been processed cannot be displayed.
- Processed money totals may not reflect the currently posted amounts.
- This information should not be used for reconciliation or tax liability purposes.
- This information should not be used as the basis for a Form W-2c report.

Below the list, there is a section titled "Tax Year" with the text "The Tax Year is the year in which the wages were earned." and "Please Choose a Tax Year:" followed by a dropdown menu showing "2007".

At the bottom, there are two buttons: "Continue" and "Cancel".

Step 9: Select the Tax Year from the **Please Choose a Tax Year** drop-down menu. The current tax year is the default value in the Tax Year field.

Step 10: Select the **Continue** button. The system displays the Employer Report Information page. (Otherwise, select the **Cancel** button to return to the BSO Main Menu page.)



Social Security Online
Business Services Online

Social Security's Business Services Online (BSO)

BSO Main Menu | BSO Information Links | Contact SSA | Keyboard Navigation | Logout

[BSO Help](#)

Employer Report Information

Report Information for EIN: 00-9999999, Tax Year: 2003

For the tax year you have selected, there are a total of 7 reports. Select the results displayed in the *Report Status* column for an explanation of status codes. Select *Details* to view detailed information for a particular report.

IMPORTANT: If the submission shows one or more reports in RETURN status, view and correct errors before resubmitting. When you resubmit a file, include any reports that show COMPLETE status also, but make NO changes in the COMPLETE reports. A COMPLETE report will be processed again if it contains changes. This can cause serious tax consequences for employees and the employer. Corrections after a report is COMPLETE can only be made by filing a W-2c report.

TIP: Use your browser menu *Save As* or *Print* feature if you wish to save or print this page for your records.

** Note: Detailed information is not available for reports with a status of IN PROCESS.*

Report Type	Processed W-2 Count	Processed Social Security Wages, Medicare, and Federal Taxable Income	Report Status	Status Date	Employer Report Details
REGULAR	9999	SS Wages: \$62,000,000.00 Medicare: \$64,000,000.00 Fed Taxable: \$36,000,000.00	COMPLETE	07/08/2003	Details
REGULAR	9999	SS Wages: \$42,111,111.00 Medicare: \$44,111,111.00 Fed Taxable: \$33,111,111.00	COMPLETE	07/08/2003	Details
REGULAR	9999	SS Wages: \$62,000,000.00 Medicare: \$64,000,000.00 Fed Taxable: \$36,000,000.00	COMPLETE	07/08/2003	Details
REGULAR	3	SS Wages: \$6,666.66 Medicare: \$0.00 Fed Taxable: \$6,666.66	COMPLETE	10/08/2003	Details
REGULAR	1	SS Wages: \$1,000.20 Medicare: \$1,000.20 Fed Taxable: \$1,000.20	RETURN	10/28/2003	Details
REGULAR	11	SS Wages: \$1,100.00 Medicare: \$1,100.00 Fed Taxable: \$1,100.00	COMPLETE	11/21/2003	Details
CORRECTION	510	Correct SS Wages: \$102,000.00 Medicare: \$0.00 Fed Taxable: \$0.00	RETURN	11/21/2003	Details


Options

<input type="button" value="Return to Employer Report Selection"/>	Return to the Employer Report Selection page.
--	---

Have a question? Call **1-800-772-6270** to speak with Employer Customer Service personnel.
 For TDD/TTY call **1-800-325-0778**.

BSO Main Menu | BSO Information Links | Contact SSA | Keyboard Navigation | Logout

Step 11: Select the **Details** link in the Employer Report Details column of the specific report. The system displays the Employer Report Detailed Information page.



Social Security Online
Business Services Online
 Social Security's Business Services Online (BSO)

BSO Main Menu | BSO Information Links | Contact SSA | Keyboard Navigation | Logout

[BSO Help](#)

Employer Report Detailed Information

Report Information for EIN: 00-9999999, **Tax Year:** 2003

Select the results displayed in the *Report Status* column for an explanation of status codes.

IMPORTANT: Reports that have been processed to COMPLETE should not be changed if the file is resubmitted.

TIP: Use your browser menu *Save As* or *Print* feature if you wish to save or print this page for your records.

Report Type:	REGULAR	Report Status:	COMPLETE
Status Date:	07/08/2003	Employment Type:	Agricultural
Earnings Control Number:	12345678910	Tax Jurisdiction:	Domestic Form W-2
Reported W-2 Count:	8888888	Establishment Number:	1111
Processed W-2 Count:	9999		

	Reported	Processed	Amended
SS Wages	\$1,200,000,000,000.00	\$62,000,000.00	\$38,000,000.00
SS Tips	\$1,600,000,000,000.00	\$63,000,000.00	\$42,000,000.00
Medicare Wages and Tips	\$1,400,000,000,000.00	\$64,000,000.00	\$40,000,000.00
Federal Taxable Income	\$1,000,000,000,000.00	\$36,000,000.00	NOT APPLICABLE

[View Errors](#)

Options

Return to Employer Report Information	Return to the Employer Report Information page.
Return to Employer Report Selection	Return to the Employer Report Selection page.


Have a question? Call **1-800-772-6270** to speak with Employer Customer Service personnel.
 For TDD/TTY call **1-800-325-0778**.

BSO Main Menu | BSO Information Links | Contact SSA | Keyboard Navigation | Logout

Step 12: Select the **View Errors** link to display all errors for the report. The system displays the All Errors for Report page.



*If no **View Errors** link is present, SSA found no errors while processing the report.*


Social Security Online
Business Services Online
Social Security's Business Services Online (BSO)

[BSO Main Menu](#) | [BSO Information Links](#) | [Contact SSA](#) | [Keyboard Navigation](#) | [Logout](#)

[BSO Help](#)

All Errors for Report

Error Information for EIN: 00-9999999, Tax Year: 2003

Select the results displayed in the *Report Status* column for an explanation of status codes. Select *Details* to view detailed information for a particular report.

IMPORTANT: If the submission shows one or more reports in RETURN status, view and correct errors before resubmitting. When you resubmit a file, include any reports that show COMPLETE status also, but make NO changes in the COMPLETE reports. A COMPLETE report will be processed again if it contains changes. This can cause serious tax consequences for employees and the employer. Corrections after a report is COMPLETE can only be made by filing a W-2c report.

TIP: Use your browser menu *Save As* or *Print* feature if you wish to save or print this page for your records.

Report Status	Error Description	Importance	
COMPLETE	Invalid Names and/or SSNs	INFORMATIONAL	Details


Options

<input type="button" value="Employer Report Detailed Information"/>	Return to the Employer Report Detailed Information Page.
---	--

Have a question? Call **1-800-772-6270** to speak with Employer Customer Service personnel.
 For TDD/TTY call **1-800-325-0778**.

[BSO Main Menu](#) | [BSO Information Links](#) | [Contact SSA](#) | [Keyboard Navigation](#) | [Logout](#)

Step 13: Select the **Details** link in the right-hand column of the specific error description. The system displays the Detailed Information for Error page.



Social Security Online
Business Services Online
 Social Security's Business Services Online (BSO)

BSO Main Menu | BSO Information Links | Contact SSA | Keyboard Navigation | Logout

[BSO Help](#)

Detailed Information for Error

Invalid Names and/or SSNs in Report Number 000000001

Error Information for EIN: 00-9999999, Tax Year: 2003

TIP: Use your browser menu *Save As* or *Print* feature if you wish to save or print this page for your records.

Employer Name: NO-NAME COMPANY ;	Tax Year: 2003
Employer EIN: 00-9999999	Establishment Number: 1113
Employer Employment Type: Agricultural	Reported W-2 Count: 8888888
Tax Jurisdiction: Domestic Form W-2	Processed W-2 Count: 9999

Importance: INFORMATIONAL

Error Description: Some Employee Wage Records in the wage report contain Names and/or Social Security Numbers (SSNs) that do not agree with our records. This may be due to a data processing error. Check the structure of the wage report to ensure that Names and SSNs are in the proper positions in the RW Records. Also, please check all names to ensure that: a) the first name and/or the last name fields are not blank; b) the name agrees with the individual's name exactly as it is shown on the individual's Social Security card; c) the first name, middle name and last name are provided in separate fields; d) the individual's title (Mr., Mrs., etc.) is not included in any of the name fields. Please check all SSNs to ensure that: a) the SSN agrees with the individual's SSN exactly as it is shown on the individual's Social Security card; b) the SSN is nine (9) numeric characters and does not contain letters, blanks, spaces, hyphens, prefixes or suffixes; c) the SSN does not contain "111111111", "333333333" or "123456789"; d) the SSN does not begin with "8" or "9"; and e) the SSN is not in reverse order.

Reported All Zeros	Non-Zero Missing or Incomplete SSNs	Failed to Match	Total Failed SSNs
9999	0	9999	19998

Options

<input type="button" value="All Errors for Report"/>	View All Errors for this Report.
<input type="button" value="Employer Report Detailed Information"/>	Return to the Employer Report Detailed Information Page.

Have a question? Call **1-800-772-6270** to speak with Employer Customer Service personnel.
 For TDD/TTY call **1-800-325-0778**.

BSO Main Menu | BSO Information Links | Contact SSA | Keyboard Navigation | Logout

Step 14: Select the **All Errors for Report** button after reviewing the error information to return to the All Errors for Report page.

Lesson 4: View Social Security Number/Name Validation Notices

This option is available only to users who selected the View File/Wage Report Status, Errors, and Error Notices **with** Name / SSN Errors role. Follow the instructions below to view Name-Social Security Number (SSN) notices.



Access to this service may not be requested if you did not provide an Employer Identification Number (EIN) when you registered.

Step 1: Point your browser to the Business Services Online Welcome page:
www.socialsecurity.gov/bsowelcome.htm.

Step 2: Select the **Log In** button on the Business Services Online Welcome page. The system displays the General Login Attestation page.

Social Security Online
Business Services Online

www.socialsecurity.gov
BSO Welcome | BSO Information | Contact Us | Keyboard Navigation

Online Services Availability

- Monday-Friday: 5 AM - 11 AM EST
- Saturday: 5 AM - 11 PM EST
- Sunday: 8 AM - 11:30 PM EST

DON'T USE YOUR BROWSER'S BACK BUTTON

Effective as of October 2007, your Personal Identification Number (PIN) is now referred to as your User ID.

General Login Attestation HELP

[BSO Welcome](#) > General Login Attestation

I understand that the Social Security Administration (SSA) will validate the information I provide against the information in SSA's files.

I certify that:

- I understand that I may be subject to penalties if I submit fraudulent information. I agree that I am responsible for all actions taken with my User ID.
- I understand that SSA may ban me and/or the company I represent from the use of these services if SSA determines or suspects there has been misuse of the services.
- I am aware that any person who knowingly and willfully makes any representation to falsely obtain information from Social Security records and/or intends to deceive the Social Security Administration as to the true identity of an individual could be punished by a fine or imprisonment, or both.
- I am authorized to do business under this User ID.

By selecting the "I Accept" button, you certify that you have read, understand and agree to the user certification of Business Services Online.

Have a question? Call **1-800-772-6270** Monday through Friday, 7:00 a.m. to 7:00 p.m. Eastern Time to speak with Employer Customer Service personnel. For TDD/TTY call **1-800-325-0778**.

www.socialsecurity.gov
BSO Welcome | BSO Information | Contact Us | Keyboard Navigation

Step 3: Select the **I Accept** button after reading the conditions defined on the General Login Attestation page. The system displays the Log In to BSO page.

Step 4: Enter your User ID and password.

Step 5: Select the **Login** button to display the BSO Main Menu page. (To return to the Business Services Online Welcome page, select the **Cancel** button.)

Step 6: Select the **View File / Wage Report Status with Name / SSN Errors** link.

[View File / Wage Report Status with Name / SSN Errors](#)

View report status, errors and notice information



*The **View File / Wage Report Status with Name / SSN Errors** link will be displayed only if you selected the View File/Wage Report Status, Errors, and Error Notices **with** Name / SSN Errors role in the Request Access to BSO Services process*

The system displays the View File / Wage Report Status menu page.

Social Security Online **Business Services Online**
www.socialsecurity.gov BSO Main Menu | BSO Information | Contact Us | Keyboard Navigation

View File / Wage Report Status with Name / SSN Errors [LOGOUT](#) | [HELP](#)

[BSO Main Menu](#) > View File / Wage Report Status with Name / SSN Errors

Online Services Availability

- Monday-Friday: 5 AM - 1 AM EST
- Saturday: 5 AM - 11 PM EST
- Sunday: 8 AM - 11:30 PM EST

DON'T USE YOUR BROWSER'S BACK BUTTON

[View Submission Status, Errors, and Notice Information](#)
View current submission status, resubmission notices, and error information for previously submitted wage data including name and Social Security Number errors.

[View Employer Report Status, Errors, and Notice Information](#)
View current employer report status information, Social Security Number and Name Validation notices, and error information for previously submitted wage data including name and Social Security Number errors.

[BSO Main Menu](#)

Have a question? Call **1-800-772-6270** Monday through Friday, 7:00 a.m. to 7:00 p.m. Eastern Time to speak with Employer Customer Service personnel. For TDD/TTY call **1-800-325-0778**.

www.socialsecurity.gov BSO Main Menu | BSO Information | Contact Us | Keyboard Navigation

Step 7: Select the **View Employer Report Status, Errors, and Notice Information** link.

[View Employer Report Status, Errors, and Notice Information](#)

View current employer report status information, Social Security Number and Name Validation notices, and error information for previously submitted wage data including name and Social Security Number errors.

The system displays the Query Attestation page.


Social Security Online
Business Services Online
 Social Security's Business Services Online (BSO)

Query Attestation

User Certification to Query the SSA Business Services Online

I understand that the Social Security Administration (SSA) will validate the information I provide against the information in SSA's files.

I certify that I am the individual authorized to conduct business under this PIN and have the authority to attest to the accuracy of the data and receive employee wage information for the employer.

By selecting the "I Accept" button, you certify that you have read, understand and agree to the user certification of Business Services Online.

Step 8: Select the **I Accept** button after reading the conditions defined on the Query Attestation page. The system displays the Employer Report Selection page.


Social Security Online
Business Services Online
 Social Security's Business Services Online (BSO)

[BSO Main Menu](#) | [BSO Information Links](#) | [Contact SSA](#) | [Keyboard Navigation](#) | [Logout](#)

Employer Report Selection

Please read the following information before continuing:


- Employer report information is displayed only for reports submitted after 2002.
- Reports that have not yet been processed cannot be displayed.
- Processed money totals may not reflect the currently posted amounts.
- This information should not be used for reconciliation or tax liability purposes.
- This information should not be used as the basis for a Form W-2c report.

Tax Year
The Tax Year is the year in which the wages were earned.

Please Choose a Tax Year:

Step 9: Select the Tax Year from the **Please Choose a Tax Year** drop-down menu. The current tax year is the default value in the Tax Year field.

Step 10: Select the **Continue** button. The system displays the Employer Report Information page. (Otherwise, select the **Cancel** button to return to the BSO Main Menu page).



Social Security Online
Business Services Online

Social Security's Business Services Online (BSO)

BSO Main Menu | BSO Information Links | Contact SSA | Keyboard Navigation | Logout

[BSO Help](#)

Employer Report Information

Report Information for EIN: 00-9999999, Tax Year: 2003

For the tax year you have selected, there are a total of 7 reports. Select the results displayed in the *Report Status* column for an explanation of status codes. Select *Details* to view detailed information for a particular report.

IMPORTANT: If the submission shows one or more reports in RETURN status, view and correct errors before resubmitting. When you resubmit a file, include any reports that show COMPLETE status also, but make NO changes in the COMPLETE reports. A COMPLETE report will be processed again if it contains changes. This can cause serious tax consequences for employees and the employer. Corrections after a report is COMPLETE can only be made by filing a W-2c report.

TIP: Use your browser menu *Save As* or *Print* feature if you wish to save or print this page for your records.

** Note: Detailed information is not available for reports with a status of IN PROCESS.*

Report Type	Processed W-2 Count	Processed Social Security Wages, Medicare, and Federal Taxable Income	Report Status	Status Date	Employer Report Details
REGULAR	9999	SS Wages: \$62,000,000.00 Medicare: \$64,000,000.00 Fed Taxable: \$36,000,000.00	COMPLETE	07/08/2003	Details
REGULAR	9999	SS Wages: \$42,111,111.00 Medicare: \$44,111,111.00 Fed Taxable: \$33,111,111.00	COMPLETE	07/08/2003	Details
REGULAR	9999	SS Wages: \$62,000,000.00 Medicare: \$64,000,000.00 Fed Taxable: \$36,000,000.00	COMPLETE	07/08/2003	Details
REGULAR	3	SS Wages: \$6,666.66 Medicare: \$0.00 Fed Taxable: \$6,666.66	COMPLETE	10/08/2003	Details
REGULAR	1	SS Wages: \$1,000.20 Medicare: \$1,000.20 Fed Taxable: \$1,000.20	RETURN	10/28/2003	Details
REGULAR	11	SS Wages: \$1,100.00 Medicare: \$1,100.00 Fed Taxable: \$1,100.00	COMPLETE	11/21/2003	Details
CORRECTION	510	Correct SS Wages: \$102,000.00 Medicare: \$0.00 Fed Taxable: \$0.00	RETURN	11/21/2003	Details


Options

<input type="button" value="Return to Employer Report Selection"/>	Return to the Employer Report Selection page.
--	---

Have a question? Call **1-800-772-6270** to speak with Employer Customer Service personnel.
 For TDD/TTY call **1-800-325-0778**.

BSO Main Menu | BSO Information Links | Contact SSA | Keyboard Navigation | Logout

Step 11: Select the **Details** link in the Employer Report Details column of the specific report. The system displays the Employer Report Detailed Information page.



Social Security Online
Business Services Online
Social Security's Business Services Online (BSO)

BSO Main Menu | BSO Information Links | Contact SSA | Keyboard Navigation | Logout

[BSO Help](#)

Employer Report Detailed Information

Report Information for EIN: 00-9999999, Tax Year: 2003

Select the results displayed in the *Report Status* column for an explanation of status codes.

IMPORTANT: Reports that have been processed to COMPLETE should not be changed if the file is resubmitted.

TIP: Use your browser menu *Save As* or *Print* feature if you wish to save or print this page for your records.

Report Type: REGULAR	Report Status: COMPLETE
Status Date: 11/21/2003	Employment Type: Regular
Earnings Control Number: 31418500059	Tax Jurisdiction: Domestic Form W-2
Reported W-2 Count: 0000011	Establishment Number: K051
Processed W-2 Count: 11	

	Reported	Processed	Amended
SS Wages	\$1,100.00	\$1,100.00	NOT APPLICABLE
SS Tips	\$0.00	\$0.00	NOT APPLICABLE
Medicare Wages and Tips	\$1,100.00	\$1,100.00	NOT APPLICABLE
Federal Taxable Income	\$1,100.00	\$1,100.00	NOT APPLICABLE

[View Name/SSN Validation Notice](#)
[View Errors](#)

Options

Return to Employer Report Information	Return to the Employer Report Information page.
Return to Employer Report Selection	Return to the Employer Report Selection page.

Have a question? Call **1-800-772-6270** to speak with Employer Customer Service personnel.
For TDD/TTY call **1-800-325-0778**.

BSO Main Menu | BSO Information Links | Contact SSA | Keyboard Navigation | Logout

Step 12: You can either select the **View Name/SSN Validation Notice** link or the **View Errors** link. Go to [Step 13](#) if you want to view the Name/SSN Validation notice. Because the notice displays only a limited number of SSNs, more information may be obtained by viewing the Detailed Information for Error – Invalid Names and/or SSNs page via the **View Errors** link. Go to [Step 15](#) to use the **View Errors** link.

Step 13: Select the **View Name/SSN Validation Notice** link to display a facsimile of the notice mailed to you. It will contain up to 500 SSNs that failed to match SSA's records. The system displays the Name/SSN Validation Notice.



NOTE

You can view a facsimile of the Name/SSN Validation Notice only if you received the notice via mail. A partial sample of a Name/SSN Validation Notice is located below.

Establishment Number: K051 MRN: 31518500005 WFID: 501125-01
Why You Are Getting This Letter
 Some employee names and Social Security numbers that you reported on the Wage and Tax Statements (Forms W-2) for tax year 2003 do not agree with our records. We need corrected information from you so that we can credit your employees' earnings to their Social Security records. It's important because these records can determine if someone is entitled to Social Security retirement, disability and survivors benefits, and how much he or she can receive. If the information you report to us is incorrect, your employee may not get benefits he or she is due.
 There are several common reasons why the information reported to us doesn't agree with our records, including:

Errors were made in spelling an employee's name or listing the Social Security number.

An employee did not report a name change following a marriage or divorce, and

The name or Social Security number was incomplete or left blank on the W-2 report sent to the Social Security Administration

IMPORTANT:
 This letter does not imply that you or your employee intentionally gave the government wrong information about the employee's name or Social Security number. Nor does it make any statement about an employee's immigration status.

See Next Page
 Visit our website at www.socialsecurity.gov

Page 2 of 10

You should not use this letter to take any adverse action against an employee just because his or her Social Security number appears on the list, such as laying off, suspending, firing, or discriminating against that individual. Doing so could, in fact, violate state or federal law and subject you to legal consequences.
 For Spanish-speaking individuals: Esta carta y los documentos adjuntos proveen información sobre las acciones que usted debe tomar para corregir algunos de los nombres y números de Seguro Social que informó en los Comprobantes de Retribuciones e Impuestos (formularios W-2, "Wage and Tax Statements", en inglés) de sus empleados. Si usted necesita una traducción de esta carta, por favor llámenos al número de teléfono gratis, 1-800-772-1213, de 7:00 a.m. a 7:00 p.m. de lunes a viernes.
 Esta carta no implica que usted ni su empleado intencionalmente proveyeron información incorrecta al gobierno sobre el nombre o número de Seguro Social del empleado. Tampoco hace ninguna declaración sobre el estado de inmigración de su empleado.
 Usted no debe usar esta carta para tomar una acción adversa contra el

Page 3 of 10

If You Have Any Questions

If you have any questions, please call us toll-free at 1-800-772-6270 between 7:00 a.m. and 7:00 p.m., Monday through Friday. We can answer most questions over the phone. You can also write us at the address shown on the first page of this letter. If you call, please have this letter with you. It will help us answer your questions. Also, general program information is available from our website at www.socialsecurity.gov/employer.

Mattie L. Smith

Mattie L. Smith
Assistant Regional Commissioner
Processing Center Operations


Page 4 of 10

SOCIAL SECURITY NUMBERS THAT DO NOT MATCH OUR RECORDS

001-00-9901 002-00-9901 003-00-9901 004-00-9901
005-00-9901 006-00-9901 007-00-9901 008-00-9901
009-00-9901 010-00-9901 011-00-9901 012-00-9901
013-00-9901 014-00-9901 015-00-9901 016-00-9901
017-00-9901 018-00-9901 019-00-9901 020-00-9901
021-00-9901 022-00-9901 023-00-9901 024-00-9901
025-00-9901 026-00-9901 027-00-9901 028-00-9901

Step 14: Select the **Employer Report Detailed Information** button to return to the Employer Report Detailed Information page.

Step 15: Select the **View Errors** link. The system displays the All Errors for Report page.



Social Security Online
Business Services Online
 Social Security's Business Services Online (BSO)

[BSO Main Menu](#) | [BSO Information Links](#) | [Contact SSA](#) | [Keyboard Navigation](#) | [Logout](#)

[BSO Help](#)

All Errors for Report

Error Information for EIN: 00-9999999, Tax Year: 2003

Select the results displayed in the *Report Status* column for an explanation of status codes. Select *Details* to view detailed information for a particular report.

IMPORTANT: If the submission shows one or more reports in RETURN status, view and correct errors before resubmitting. When you resubmit a file, include any reports that show COMPLETE status also, but make NO changes in the COMPLETE reports. A COMPLETE report will be processed again if it contains changes. This can cause serious tax consequences for employees and the employer. Corrections after a report is COMPLETE can only be made by filing a W-2c report.

TIP: Use your browser menu *Save As* or *Print* feature if you wish to save or print this page for your records.

Report Status	Error Description	Importance	
COMPLETE	Invalid Names and/or SSNs	INFORMATIONAL	Details

Options

[Employer Report Detailed Information](#)

Return to the Employer Report Detailed Information Page.

Have a question? Call **1-800-772-6270** to speak with Employer Customer Service personnel.
 For TDD/TTY call **1-800-325-0778**.

[BSO Main Menu](#) | [BSO Information Links](#) | [Contact SSA](#) | [Keyboard Navigation](#) | [Logout](#)

Step 16: Select the **Details** link in the Invalid Names and/or SSNs error row. The system displays the Detailed Information for Error - Invalid Names and/or SSNs page.



Social Security Online
Business Services Online

Social Security's Business Services Online (BSO)

[BSO Main Menu](#) | [BSO Information Links](#) | [Contact SSA](#) | [Keyboard Navigation](#) | [Logout](#)

[BSO Help](#)

Detailed Information for Error
Invalid Names and/or SSNs in
 Report Number 0000000001

Error Information for EIN: 00-9999999, Tax Year: 2003

TIP: Use your browser menu *Save As* or *Print* feature if you wish to save or print this page for your records.

Employer Name: NO-NAME COMPANY	Tax Year: 2003
Employer EIN: 00-9999999	Establishment Number: K051
Employer Employment Type: Regular	Reported W-2 Count: 0000011
Tax Jurisdiction: Domestic Form W-2	Processed W-2 Count: 11

Importance: INFORMATIONAL

Error Description: Some Employee Wage Records in the wage report contain Names and/or Social Security Numbers (SSNs) that do not agree with our records. This may be due to a data processing error. Check the structure of the wage report to ensure that Names and SSNs are in the proper positions in the RW Records. Also, please check all names to ensure that: a) the first name and/or the last name fields are not blank; b) the name agrees with the individual's name exactly as it is shown on the individual's Social Security card; c) the first name, middle name and last name are provided in separate fields; d) the individual's title (Mr., Mrs., etc.) is not included in any of the name fields. Please check all SSNs to ensure that: a) the SSN agrees with the individual's SSN exactly as it is shown on the individual's Social Security card; b) the SSN is nine (9) numeric characters and does not contain letters, blanks, spaces, hyphens, prefixes or suffixes; c) the SSN does not contain "111111111", "333333333" or "123456789"; d) the SSN does not begin with "8" or "9"; and e) the SSN is not in reverse order.

Reported All Zeros	Non-Zero Missing or Incomplete SSNs	Failed to Match	Total Failed SSNs
0	0	11	11

Note: The Name columns will be blank for reports submitted using the Technical Information Bulletin (TIB) format standard. The Social Security Administration no longer accepts TIB submissions.

TIP: Use the W-2 Sequence number to locate the Forms W-2 within your report.

W-2 Sequence Number	SSN	First Name	Middle Name	Last Name
1	001009901	SARAH	MILLCENT	THROCKMORTON
2	002009901	GEORGE	J	FILLMORE
3	003009901	ESPERANSA	L	REYES
4	004009901	BILLY		SWINSON
5	005009901	JACO	F	PASTORIOUS
6	006009901	DARWIN	HOWARD	JACKSON
7	007009901	LESLIE	Q	LEFEVRE
8	008009901	BRUCE	S	WARMOTH
9	009009901	DONALD	JULES	DEBARTOLO
10	010900901	RATHBONE	Z	THROCKMORTON
11	011009901	NESTOR	JULIO	DEGARCIA

Options	
<input type="button" value="All Errors for Report"/>	View All Errors for this Report.
<input type="button" value="Employer Report Detailed Information"/>	Return to the Employer Report Detailed Information Page.

Have a question? Call **1-800-772-6270** to speak with Employer Customer Service personnel.
 For TDD/TTY call **1-800-325-0778**.

[BSO Main Menu](#) | [BSO Information Links](#) | [Contact SSA](#) | [Keyboard Navigation](#) | [Logout](#)

Step 17: Select the **All Errors for Report** button after reviewing the error information to return to the All Errors for Report page.