

SUPERFUND FIVE-YEAR REVIEW REPORT

for the


**Mason City Coal Gasification Plant Site
Mason City, Cerro Gordo County, Iowa**

March 2008

Prepared By:

**U.S. Environmental Protection Agency
Region VII
Kansas City, Kansas**

Approved by:


Cecilia Tapia
Director, Superfund Division

Date:



3-27-08

Table of Contents

List of Abbreviations	4
Executive Summary	5
Five-Year Review Summary Form	6
1.0 Introduction	8
2.0 Site Chronology	9
3.0 Background	9
Physical Characteristics	9
Land and Resource Use	9
History of Contamination	10
Initial Response.....	10
Basis for Taking Action	12
4.0 Remedial Actions	14
Remedy Selection	14
Remedy Implementation.....	15
System Operations/Operation and Maintenance.....	17
5.0 Progress Since the Last Five-Year Review	18
6.0 Five-Year Review Process	18
Administrative Components	18
Community Involvement	19
Document Review.....	19
Data Review.....	19
Site Inspection.....	21
7.0 Technical Assessment	22
Question A: Is the remedy functioning as intended by the decision documents?	22
Question B: Are the exposure assumptions, toxicity data, cleanup levels, and remedial action objectives (RAOs) used at the time of the remedy selection still valid?	23
Question C: Has any other information come to light that could call into question the protectiveness of the remedy?.....	25
Technical Assessment Summary	25
8.0 Issues	27
9.0 Recommendations and Follow-up Actions	27

10.0 Protectiveness Statement.....29

11.0 Next Review30

Tables

Table 2-1 – Chronology of Site Events.....9

Table 4-1 – Annual Operation and Maintenance Costs.....18

Table 7-1 – Comparison of Past and Current Toxicity Values.....23

Table 8-1 – Issues27

Table 9-1 – Recommendations and Follow-up Actions28

Attachments

Attachment A – Site Map

Attachment B – List of Documents Reviewed

Attachment C – Groundwater Analytical Results Water Table Aquifer

Attachment D – Groundwater Analytical Results Intermediate Zone

Attachment E – Surface Water Analytical Results Willow Creek

Attachment F – Analytical Parameters

List of Abbreviations

ADAF	Age-Dependent Adjustment Factors
AOC	Administrative Order on Consent
ARARs	Applicable or relevant and appropriate requirements
ASTM	American Society for Testing and Materials
BTEX	Benzene, toluene, ethylbenzene, and xylenes
CD	Consent Decree
CERCLA	Comprehensive Environmental Response, Compensation, and Liability Act
CFR	Code of Federal Regulations
COPC	Chemical of Potential Concern
DNAPL	Dense, Nonaqueous Phase Liquid
EPA	United States Environmental Protection Agency
ERA	Ecological Risk Assessment
FS	Feasibility Study
HQ	Hazard Quotient
IDNR	Iowa Department of Natural Resources
IRIS	Integrated Risk Information System
KCPL	Kansas City Power & Light Company
MSSL	Medium-Specific Screening Levels
MCL	Maximum Contaminant Level
MNA	Monitored natural attenuation
mg/kg	Milligram per kilogram
NCP	National Contingency Plan
NPL	National Priorities List
O&M	Operation and maintenance
PAH	Polynuclear Aromatic Hydrocarbons
pH	Potential of Hydrogen
RA	Remedial Action
RADD	Removal Action Decision Document
RD	Remedial Design
RD/RA	Remedial Design/Remedial Action
RAOs	Remedial Action Objectives
RI/FS	Remedial Investigation and Feasibility Study
RME	Reasonable Maximum Exposure
ROD	Record of Decision
VOC	Volatile organic compounds
µg/l	Microgram per liter

Executive Summary

The Mason City Coal Gasification Plant Superfund site in Cerro Gordo County, Iowa, covers an area of approximately two acres in downtown Mason City. Contaminated soils and waste pile materials were excavated and treated during a non-time-critical removal action completed in 1997. The remedy for the site is monitored natural attenuation of groundwater with institutional controls. In the event that the monitoring data indicate that monitored natural attenuation of groundwater is no longer effective in remediating the groundwater contaminants at the site, groundwater pumping and treatment with discharge to the sanitary sewer and institutional controls will be implemented as a contingency remedy. Monitored natural attenuation has been effective to this point so there has been no need to contemplate implementation of the contingency remedy.

The site was listed on the National Priorities List (NPL) on December 16, 1994. The trigger for this five-year review was the start of the Remedial Action (RA) on January 8, 2003.

The determination that has been made during this five-year review is that the remedy continues to function as designed. The immediate threats have been addressed. The remedy at the Mason City Coal Gasification Plant site is protective of human health and the environment in the short term because there is no evidence of current exposure. The remedy will be fully protective when the recommendations made in this Five-Year Review Report have been implemented.

Five-Year Review Summary Form

SITE IDENTIFICATION

Site name (from WasteLAN): Mason City Coal Gasification Plant Site

EPA ID (from WasteLAN): IAD980969190

Region: VII

State: IA

City/County: Mason City/Cerro Gordo County

SITE STATUS

NPL status: Final Deleted Other (specify)

Remediation status (choose all that apply): Under Construction Operating Complete

Multiple OUs?* YES NO

Construction completion date: Not construction complete

Has site been put into reuse? YES NO

REVIEW STATUS

Lead agency: EPA State Tribe Other Federal Agency

Author name: Diana Engeman

Author title: Remedial Project Manager

Author affiliation: U.S. EPA – Region VII

Review period:** 9/19/2007 to 3/26/2008

Date(s) of site inspection: 11/6/2007

Type of review:

- Post-SARA Pre-SARA NPL-Removal only
 Non-NPL Remedial Action Site NPL State/Tribe-lead
 Regional Discretion)

Review number: 1 (first) 2 (second) 3 (third) Other (specify)

Triggering action:

- Actual RA On-site Construction at OU # ___ Actual RA Start at OU# 01
 Construction Completion Previous Five-Year Review Report
 Other (specify) Remedial action start

Triggering action date (from WasteLAN): 1/8/2003

Due date (five years after triggering action date): 1/8/2008

* OU refers to operable unit.

** Review period should correspond to the actual start and end dates of the Five-Year Review in WasteLAN.

Five-Year Review Summary Form, cont'd.

Issues:

The cleanup level for dibenz(a,h)anthracene in groundwater exceeds the excess individual lifetime cancer risk of 1×10^{-4} .

No cleanup level has been determined for naphthalene in groundwater.

No cleanup level has been determined for 2-methylnaphthalene in groundwater.

The current Environmental Covenant may not be protective if a building were constructed on site.

Recommendations and Follow-up Actions:

Determine whether a lower detection limit within the acceptable risk range is achievable and if so implement a revised cleanup level for dibenz(a,h)anthracene.

Establish a risk-based cleanup level for naphthalene.

Establish a risk-based cleanup level for 2-methylnaphthalene.

Modify the Environmental Covenant to ensure vapor intrusion does not present a health risk in the future.

Protectiveness Statement:

The remedy at the Mason City Coal Gasification Plant site is protective of human health and the environment in the short-term because there is no evidence of current exposure. The remedy will be fully protective when the recommendations made in this Five-Year Review Report have been

Five-Year Review Report

1.0 Introduction

The purpose of five-year reviews is to determine whether the remedy at a site is protective of human health and the environment. The methods, findings, and conclusions of reviews are documented in the Five-Year Review Reports. In addition, the Five-Year Review Reports identify issues found during the review, if any, and give recommendations to address them.

The Agency is preparing this five-year review pursuant to the Comprehensive Environmental Response, Compensation, and Liability Act (CERCLA) section 121(c) and the National Contingency Plan (NCP). CERCLA § 121(c) states:

If the President selects a remedial action that results in any hazardous substances, pollutants, or contaminants remaining at the site, the President shall review such remedial action no less often than each five years after the initiation of such remedial action to assure that human health and the environment are being protected by the remedial action being implemented. In addition, if upon such review it is the judgment of the President that action is appropriate at such site in accordance with section [104] or [106], the President shall take or require such action. The President shall report to the Congress a list of facilities for which such review is required, the results of all such reviews, and any actions taken as a result of such reviews.

The Agency interpreted this requirement further in the NCP; 40 CFR § 300.430(f)(4)(ii) states:

If a remedial action is selected that results in hazardous substances, pollutants, or contaminants remaining at the site above levels that allow for unlimited use and unrestricted exposure, the lead agency shall review such action no less often than every five years after the initiation of the selected remedial action.

The United States Environmental Protection Agency (EPA) Region VII has conducted a five-year review of the RAs implemented at the Mason City Coal Gasification Plant Site (Site) in Mason City, Iowa. This review was conducted from September 2007 through March 26 2008. This report documents the results of the review.

This is the first five-year review for the Site. The triggering action for this review is the start of the RA, as shown in EPA's WasteLAN database: January 8, 2003. The five-year review is required due to the fact that hazardous substances, pollutants, or contaminants remain on the Site above levels that allow for unlimited use and unrestricted exposure.

2.0 Site Chronology

Table 2-1
Chronology of Site Events

EVENT	Date
Initial discovery of contamination	3/1985
Final listing on National Priorities List (NPL)	12/16/1994
Removal action conducted	1995-1997
Remedial Investigation/Feasibility Study conducted	1991-2000
Proposed Plan available for public comment	7/24/2000
Record of Decision (ROD) signed	9/19/2000
Consent Decree (CD) for Remedial Design/Remedial Action (RD/RA) finalized	7/29/2002
Remedial design (RD) completed and remedial action (RA) began	1/8/2003

3.0 Background

3.1 Physical Characteristics

The Site is located near the center of Mason City, Iowa. The Site is bounded on three sides by city streets: South Pennsylvania Avenue to the east, 5th Street Southeast to the south, and South Delaware Avenue to the west. The northern edge of the Site is bounded by Willow Creek. Willow Creek flows east past the Site and over a low-head dam at the downstream end of the Site. A map of the Site, including the location of monitoring wells, is shown in Attachment A.

3.2 Land and Resource Use

The majority of the Site is owned by Alliant Energy Corporation (Alliant). A narrow strip of land on the north side of the Site, adjacent Willow Creek, is owned by the city of Mason City and is the location of a sanitary sewer line. Currently the Site is fenced and is accessible through a locked gate. It is approximately two acres in size and is essentially vacant except for a power substation that occupies the southwest portion of the Site and a small garage on the western edge of the Site. Alliant sometimes parks vehicles or stores equipment on the property. The public does not have access to the Site.

Immediately surrounding the Site on three sides are city streets, as described in the previous section. Willow Creek runs along the north boundary of the Site, with north and south banks that consist of concrete retaining walls. On the opposite side of Willow Creek, to the north of the Site, is a city park. The property directly to the west of the Site is a vacant gravel lot used for parking. The other surrounding properties are retail businesses and residences. It is possible that there will be further commercial and residential development in areas outside of the Site area.

Surface water from the Site flows into Willow Creek. The level of Willow Creek is controlled by a low-head dam at the downstream boundary of the Site where South Pennsylvania Avenue passes over the creek. The dam is typically in the down position but is raised and lowered throughout the year. Willow Creek enters the Winnebago River approximately 2.25 miles downstream of the Site. The Winnebago River is used for recreational fishing. It is not anticipated that this use will change.

A number of domestic, industrial, and municipal wells were identified in an area approximately 1.3 miles upgradient to 0.75 miles downgradient of the Site. None of these wells are within the plume of contamination or are immediately threatened by the plume.

3.3 History of Contamination

Beginning in the early 1900's, the Site was occupied by a manufactured gas plant which generated "town gas" for lighting and heating purposes in the Mason City area. Following the availability of natural gas, the plant was decommissioned and subsequently demolished. Residues from the gas manufacturing processes, commonly referred to as coal tar, were left on-site and resulted in soil and groundwater contamination. In June 1984 the city began excavation on the Site for the installation of a new sewer line. During this excavation, coal tar was discovered in the subsurface soil and in subsurface structures. Approximately 1,000 to 1,500 gallons of coal tar was mixed with inert material such as sand and deposited in an above-ground waste pile on-site awaiting disposal. Disposal of the waste pile is described in Section 3.4.

The contaminants usually associated with the production of manufactured gas include a group of semivolatile compounds referred to as polynuclear aromatic hydrocarbons (PAHs). Other contaminants usually found at manufactured gas plant Site include benzene, toluene, ethylbenzene, and xylenes (BTEX). Some forms of cyanide, arsenic, acid-extractable organic compounds, such as phenolic compounds, and metals may also be found.

3.4 Initial Response

Following discovery of coal tar during the installation of a new sewer line, Interstate Power Company (Interstate), currently known as Alliant, entered into an Administrative Order on Consent (AOC) with EPA. As a result of this AOC, Interstate conducted three phases of field investigation and preliminary assessment of the Site.

On October 1, 1991, Interstate entered into another Administrative Order on Consent with EPA to conduct a Remedial Investigation and Feasibility Study (RI/FS) at the Site. The goals of the RI/FS were to complete the investigation into the extent of soil and groundwater contamination at the Site and to determine an appropriate remedy or remedies.

The RI for the Site was conducted using a phased approach. Prior to the beginning of the RI, three phases of field investigation and preliminary assessment were conducted by Interstate. The RI field investigation occurred in 1992. The results of this investigation were reported in the RI Report dated August 1993. It was determined that additional investigation would be necessary to fill data gaps. Additional field investigations were conducted beginning in November 1993 and concluding in August 1994. The results of these investigations were reported in the RI Addendum Report dated September 1994.

The Site was placed on the NPL in December 1994.

Following completion of the RI/FS, a decision was made by EPA that a non-time-critical removal action should be performed to address the contaminated soil and waste pile, which were source materials. A Removal Action Decision Document (RADD) was signed by EPA on March 20, 1995.

In order to accelerate the clean up of the source area, on July 20, 1995, Interstate; Kansas City Power & Light Company (KCPL); the city of Mason City, Iowa; Bob McKiness Grading & Excavating, Inc.; and EPA entered into an Administrative Order on Consent to conduct a Removal Action.

The removal actions implemented at the Site included the following:

- excavation of soil exceeding risk-based action levels;
- off-site treatment by thermal desorption of soil and waste pile materials to below risk-based action levels;
- placement of treated soil back into the area of excavation; and
- groundwater monitoring.

Excavation and treatment of contaminated soil and waste pile materials were completed in 1996. Over 21,000 tons of contaminated materials were thermally treated and the treated soil replaced into the area of excavation. During the soil removal action there were limited areas identified where the levels of contamination exceeded the action levels but the soil was inaccessible for excavation. These areas were near the base of the power substation, beneath the sewer line that traverses the Site, and beneath some subsurface concrete structures in the northwest corner of the Site. The removal action is fully described in the Removal Action Report dated April 1997 and Technical Memorandum 14.

Semiannual groundwater monitoring was conducted for two years following the completion of the soil removal to assess the impact of the removal of the source material on groundwater contamination levels and to evaluate the potential for intrinsic biodegradation of the contaminants in groundwater. The evaluation of intrinsic bioremediation at the Site is discussed fully in Technical Memorandum 15, dated October 12, 1999.

EPA issued a Proposed Plan for the Site on July 19, 2000. A 30 day public comment period occurred from July 24 to August 22, 2000. A public meeting was held on July 31, 2000, at the Mason City Public Library in Mason City, Iowa, to present the Proposed Plan and solicit comments from the public. The ROD, including the response to comments received from the public, and was signed on September 19, 2000.

3.5 Basis for Taking Action

Following completion of the removal action, the only exposure pathways which continued to pose potential risks were those involving exposure to groundwater, sediment, and fish in Willow Creek. The contaminants of concern in groundwater include BTEX, PAHs, and lead. The contaminants of concern in sediment are PAHs. There are 16 PAH compounds which were analyzed throughout the course of the investigations at this Site. Seven of these compounds are considered by EPA to be probable human carcinogens. While the individual concentrations of each of these compounds has been reported for each sample analyzed, generally, PAH concentrations for a given sampling location were also reported as "total PAH concentration" or "total carcinogenic PAH concentration." The value reported for the total PAH concentration is the sum of the concentrations for each of the 16 PAHs. The value reported for the total carcinogenic PAH concentration is the sum of the concentrations for each of the seven carcinogenic PAHs. The carcinogenic PAHs are benzo(a)pyrene, benzo(a)anthracene, benzo(b)fluoranthene, benzo(k)fluoranthene, dibenz(a,h)anthracene, chrysene, and indeno(1,2,3-c,d)pyrene.

The baseline risk assessment was prepared prior to completion of the non-time-critical removal action. Four "reasonable maximum exposure" (RME) scenarios were developed during the risk assessment, and the exposure media for each of these scenarios are as follows:

RME Scenario 1

Current land use for a child trespasser on the Site who is also a recreational user of Willow Creek

- Ingestion of contaminants in surface soil, subsurface soil (trenches), the waste pile, and Willow Creek sediment
- Inhalation of contaminants in surface soil, subsurface soil (trenches), and the waste pile
- Dermal absorption of contaminants in surface soil, subsurface soil (trenches), and the waste pile

RME Scenario 2

Current land use for an on-site worker (adult) who is also a recreational user of Willow Creek

- Ingestion of contaminants in surface soil and Willow Creek sediment
- Inhalation of contaminants from surface soil
- Dermal absorption of contaminants in surface soil
- Ingestion of fish from Willow Creek

RME Scenario 3

Future land use for a child trespasser on the Site who is also an off-site resident and recreational user of Willow Creek

- Ingestion of contaminants in surface soil, subsurface soil (trenches), the waste pile, Willow Creek sediment, and groundwater
- Inhalation of contaminants in surface soil, subsurface soil (trenches), the waste pile, and groundwater
- Dermal absorption of contaminants in surface soil, subsurface soil (trenches), the waste pile, and groundwater

RME Scenario 4

Future on-site construction worker (adult) who is also an off-site resident and recreational user of Willow Creek

- Ingestion of contaminants in surface soil, subsurface soil, the waste pile, Willow Creek sediment, and groundwater
- Inhalation of contaminants in surface soil, subsurface soil, the waste pile, and groundwater
- Dermal absorption of contaminants in surface soil, subsurface soil, the waste pile, and groundwater
- Ingestion of fish from Willow Creek

Due to the implementation of the removal action, the only exposure pathways which were still considered viable by EPA at the time of the ROD, were those involving exposure to groundwater as well as sediment and fish in Willow Creek.

Excess Cancer Risks for RME Scenarios

<u>RME</u>	<u>Cancer Risk</u>	
	<u>Pre-Removal</u>	<u>Post-Removal</u>
RME Scenario 1	7.2×10^{-3}	1.3×10^{-6}
RME Scenario 2	7.4×10^{-6}	1.1×10^{-7}
RME Scenario 3	8.9×10^{-3}	1.7×10^{-3}
RME Scenario 4	8.0×10^{-3}	8.0×10^{-3}

The post-removal RME Scenarios 3 and 4 presented unacceptable levels of cancer risk. At the time the ROD was signed, none of the RME Scenarios presented an unacceptable level of noncancer risk.

The baseline risk assessment also includes an Ecological Risk Assessment (ERA). Although potential ecological risks were identified for organisms living in Willow Creek, the uncertainties of any such risks were high due to the limited amount of data collected from the creek and the number of other sources of the same contaminants that may be entering Willow Creek on a continuing basis via runoff and storm sewers emptying into the creek upstream of the Site. Since it was determined that site contaminants entering the creek from upstream sources were at higher levels than the levels measured adjacent to the Site, it was determined that no further ecological assessment would be conducted and no ecological targets were identified.

4.0 Remedial Actions

4.1 Remedy Selection

The ROD for the Site was signed by the Division Director of the Superfund Division of EPA Region VII on September 19, 2000. Remedial Action Objectives (RAOs) were developed during the Feasibility Study (FS) utilizing data collected during the RI to aid in the development and screening of remedial alternatives that were considered for the ROD. The RAOs for this action are to prevent exposure to groundwater containing contaminants that represent an unacceptable risk to human health or the environment, to limit or prevent the migration of the contaminated groundwater plume, to restore the groundwater to drinking water quality, and to maintain site conditions which prevent exposure to residual soil contaminants that could pose an unacceptable risk to human health or the environment.

The RAO for groundwater which is protective of human health and the environment involves the prevention of ingestion or direct contact with groundwater having an unacceptable level of carcinogenic risk. The action levels for groundwater were determined based upon the following hierarchy: (1) the maximum contaminant level (MCL) pursuant to the Safe Drinking Water Act for the contaminant when an MCL is available; (2) for contaminants without an MCL, the action level was calculated based on an excess lifetime cancer risk of 1×10^{-6} ; and (3) when the calculated risk-based action level is below the laboratory detection limit, the detection limit is used as the action level, provided it falls within the acceptable cancer risk range of 1×10^{-4} to 1×10^{-6} . EPA's MCLs, pursuant to the Safe Drinking Water Act for public water supplies are identified as Applicable or Relevant and Appropriate Requirements (ARARs) for this Site. The MCLs represent levels which are considered safe for human consumption. There are MCLs for two of the contaminants of concern at this Site, benzene and benzo(a)pyrene, and they are $5 \mu\text{g/L}$ and $0.2 \mu\text{g/L}$, respectively. There are no MCLs for the other carcinogenic PAHs. The action levels for the compounds other than benzene and benzo(a)pyrene were developed using the process described above. The action levels for those contaminants were based upon the detection limits that can be detected in a groundwater sample using available analytical methods and represent a lifetime cancer risk of 1×10^{-5} to 8×10^{-5} , which are within the acceptable cancer risk range and are protective of human health.

**Groundwater Cleanup Levels
in µg/L**

<u>Contaminant</u>	
Benzene	5.0
Benzo(a)pyrene	0.2
Benzo(k)fluoranthene	0.2
Benzo(a)anthracene	0.1
Chrysene	0.2
Benzo(b)fluoranthene	0.2
Indeno(1,2,3-c,d)pyrene	0.4
Dibenz(a,h)anthracene	0.3

The RAO for soil which is protective of human health and the environment involves the prevention or minimization of direct contact exposures (inhalation, dermal contact, ingestion, etc.) with soil having a carcinogenic risk in excess of 10^{-6} or a hazard index for noncarcinogens greater than 1.0. Specific soil clean-up criteria were not established for this Site because the removal action has eliminated exposure to soil which exceeds the threshold for carcinogenic or noncarcinogenic risk when the property is used for purposes other than residential use.

The selected remedy for the Site was monitored natural attenuation of groundwater with institutional controls. In the event that the monitoring data indicate that monitored natural attenuation of groundwater is no longer effective in remediating the groundwater contaminants at the Site, groundwater pumping and treatment with discharge to the sanitary sewer and institutional controls will be implemented as a contingency remedy.

4.2 Remedy Implementation

In a CD entered into with the United States on July 29, 2002, Alliant and KCPL agreed to perform the RD/RA and pay EPA oversight costs associated with the cleanup of the Site. The Remedial Design (RD) was conducted in conformance with the ROD. The RD was approved by EPA on January 8, 2003.

The major components of the RA, as stated in the ROD, include the following:

- Implementation of an institutional control in the form of restrictions on the Site property which will prohibit future residential development; prohibit the construction of basements in any nonresidential buildings which might be constructed on the Site in the future; and prohibit the installation of any water supply wells on the Site which might be used for municipal, industrial, or domestic purposes.
- Continued listing of the Site on the Registry of Hazardous Waste or Hazardous Substance Disposal Sites pursuant to Iowa Administrative Code 455B.426. According to Iowa Administrative Code 148.6(5), written approval of the director of the Iowa Department of Natural Resources (IDNR) is required prior to any substantial change in the use of the listed site. In addition, written approval is also required to sell, convey, or transfer title of the listed site.

- The development and implementation of a groundwater monitoring and maintenance plan. This plan includes the details for groundwater sampling, analysis, and the inspection of selected wells identified in the areas of contamination and downgradient from contaminated zones. Additional monitoring wells may need to be installed in the future, in the event that the network of monitoring wells which already exist for this Site no longer provide the information necessary to determine whether the remedy continues to be protective. Groundwater monitoring will be conducted at a minimum frequency of twice per year for the first five years and no less than annually until the clean-up levels have been met.

The ROD and CD state that EPA will consider natural attenuation to be occurring at this Site in an acceptable manner and rate if:

- An examination of the groundwater chemistry identifies conditions that are favorable for the occurrence of biodegradation.
- A reduction in the concentrations of PAHs and BTEX along the flow path downgradient of the former source area occurs.
- Monitoring and modeling results indicate that natural attenuation is occurring at a rate sufficient to prevent the spread of the contaminant plume.

If these conditions were not being met the Contingency Remedy would be implemented.

A Declaration of Restrictive Covenants for the Site was recorded by the Cerro Gordo County Recorder on August 27, 2003, which included the following use restrictions:

- Unless approved in writing by EPA, groundwater underlying the Property shall not be utilized for municipal, domestic, or industrial purposes. This excludes the installation of additional or replacement monitoring wells, or wells constructed for the purposes of pumping and treating the groundwater, if determined necessary by EPA.
- Unless approved in writing by EPA, the Property shall not be used for residential purposes.
- Unless approved in writing by EPA, buildings utilized for the purpose of industrial or commercial uses on the property shall not contain a basement.

This Restrictive Covenant remains in effect for the Site. In addition to the Restrictive Covenant, the Site continues to be listed on the State of Iowa Registry of Hazardous Waste or Hazardous Substance Disposal Sites.

Following EPA approval of the RD, quarterly groundwater monitoring began in March 2003 and has been conducted every quarter since that time. It has not been necessary to install

any additional monitoring wells. The groundwater monitoring results have been reported in quarterly Technical Memoranda submitted to EPA. Annual Progress Reports for 2003, 2004, 2005, and 2006 have been reviewed for this five-year review. These reports include a summary of all field activities conducted at the Site during the year, all groundwater monitoring data since the beginning of the RA as well as one round of groundwater monitoring data collected prior to the removal of the contaminated soil and source material, and natural attenuation modeling and trend analysis. The natural attenuation modeling and trend analysis is conducted annually to determine the efficacy of the remedy.

4.3 System Operations/Operation and Maintenance

Alliant has conducted quarterly groundwater and surface water monitoring since March 2003. During each sampling event, water levels in the monitoring wells and Willow Creek are measured so that groundwater flow direction may be determined. Wells are sampled in two zones, the water table and what is referred to as the intermediate zone. Groundwater monitoring results for water table and intermediate zones are presented in Attachments C and D, respectively. Surface water monitoring results for Willow Creek are presented in Attachment E.

Groundwater samples are collected from ten water table wells and three intermediate zone wells. They are analyzed for benzene and PAHs. Analysis for lead was also performed through March 2005 when it was determined that the elevated levels of lead that had been detected in some samples during the RI were the result of the sample collection method utilized rather than the result of contamination from the Site. Samples from all of these monitoring wells are also analyzed for several parameters that are used to determine the effectiveness of natural attenuation as a remedy. Surface water samples are collected from Willow Creek during each sampling event and analyzed for the same contaminants and natural attenuation parameters as the groundwater samples.

Each monitoring event also included a visual inspection of the Site surface, vegetation, fencing, and monitoring wells. No areas of stressed ground cover vegetation were noted, and the Site fencing appeared to be in good condition. Similarly, the monitoring well surface completions continue to be in good condition and the wells secure.

Annually, the data collected from the Site is used to determine whether natural attenuation continues to be an effective remedy to address groundwater contamination at the Site. Natural attenuation modeling is conducted for the wells along the primary flow path (MW-23R to MW-37 to MW-4) using BIOSCREEN Natural Attenuation Decision Support System (Bioscreen[®]) software. Bioscreen[®] is a public domain, Excel-based screening model developed to estimate the effect natural attenuation is having on the contaminant plume. To identify trends of increasing, decreasing, or stable concentrations, the results from all the quarterly monitoring events are subjected to a Mann-Kendall statistical trend analysis using an electronic spreadsheet developed by the Indiana Department of Environmental Management. This identifies whether the contaminant concentrations at each sampling location are increasing, decreasing, or indicative of no trend. This is one other tool used to determine the effectiveness of natural attenuation.

The estimate in the ROD for Operation and Maintenance (O&M) costs during the first five years of operation was approximately \$53,200 per year. The actual O&M costs for the past five years, shown in Table 4-1, were provided by Alliant. The O&M cost estimate in the ROD after the fifth year of operation is \$26,600. This was based on an assumption that the frequency of groundwater sampling would be reduced from the quarterly sampling required during the first five years of the RA.

The O&M costs reported for the first five years of operation are significantly higher than those estimated in the ROD. This is primarily due to the fact that the cost estimate in the ROD was based on semiannual groundwater sampling during the first five years of operation rather than the quarterly sampling that has taken place. It is anticipated that the average annual O&M costs will be significantly reduced during the next five years as it is expected that the sampling frequency will be reduced.

**Table 4-1
Annual Operation and Maintenance Costs**

Year	Total Cost
2003	\$ 37,027
2004	64,694
2005	100,539
2006	111,539
2007	90,365

5.0 Progress Since the Last Review

This is the first five-year review for this site.

6.0 Five-Year Review Process

6.1 Administrative Components

Alliant and KCPL were notified of the initiation of the five-year review on September 19, 2007. The five-year review was conducted by Diana Engeman, EPA Remedial Project Manager for the Site, with assistance by other members of the regional technical staff including a regional toxicologist. Dan Cook of the IDNR and Stuart Schmitz of the Iowa Department of Public Health assisted in the review as representatives of support agencies.

6.2 Community Involvement

On November 1, 2007, a notice was placed in the *Mason City Globe Gazette* that a five-year review was to be conducted and provided information on how to contact EPA to provide input. A letter stating the same, as well as a history of the Site, was sent to elected officials, members of the media, and community members. The letter invited the recipients to submit any comments they might have to EPA. No comments have been received. On November 5 and 6, 2007, a community interviews with the City Administrator and surrounding business owners were conducted by EPA Remedial Project Manager and the Community Involvement Coordinator. None of the people interviewed expressed any concerns or issues related to the Site.

Soon after approval of this Five-Year Review Report, a notice will be placed in the same local newspaper announcing that the Report is complete, and that it is available to the public at the Mason City Public Library in Mason City, Iowa, and EPA Region VII office.

6.3 Document Review

This five-year review consisted of a review of relevant documents including Technical Memoranda and Annual Progress Reports (see Attachment B).

6.4 Data Review and Evaluation

The plans for execution of the RA are thoroughly described in the RD Report. This RD includes plans for site inspection and maintenance, groundwater and surface water monitoring, and aquifer modeling. The Site map, Attachment A, shows the location of each of the monitoring wells as well as other features of the Site.

Site Inspection and Maintenance

Each quarter, at the time groundwater sampling occurred, a visual inspection of the Site surface, vegetation, fencing, and monitoring wells was conducted. During the past five years the monitoring wells have remained in good condition and secured. There have not been problems with soil erosion or maintaining a good vegetative cover. There has been some landscaping of the Site including small berms, shrubs, and native grasses. Alliant continues to fence the entire Site. The company still uses a garage on the property and stores a small amount of equipment there as well. A power substation continues to operate in the southwest corner of the property.

Groundwater and Surface Water Monitoring

Groundwater monitoring of the water table and intermediate zone wells and surface water in Willow Creek has been conducted quarterly since March 2003. This has generally taken place in March, June, September, and December of each year. During each of these sampling events water levels were measured in each of the monitoring wells as well as in the creek so that the direction of groundwater flow could be determined. The groundwater flow direction has been fairly consistent but is influenced at the water table by the position of the low-head dam in Willow Creek. The dam has only two positions, up and down. It has been noted during each

sampling event what the position of the dam was at that time. Generally, the dam is up during March and December and down during June and September. The only exception to that during the past five years is that the dam was up in September 2003. At the shallow water table aquifer, groundwater enters the Site from the southwest and moves across the Site in the same direction. During the sampling events when the dam is in the "up" position, groundwater also moves around the western end of the retaining wall along Willow Creek to enter the Site. Water levels in the intermediate zone wells indicate flow is generally to the west and are unaffected by the position of the dam.

During each sampling event, each of the monitoring wells and surface water from Willow Creek are sampled for benzene and all 16 of the PAHs. Through March 2005, samples were also collected for lead analysis. Groundwater and surface water is also sampled for natural attenuation parameter. The natural attenuation parameters include field-measured parameters including potential of hydrogen (pH), oxygen-reduction potential, and dissolved oxygen, and the laboratory-measured parameters listed in Attachment F. The analytical results of each of these sampling events have been documented in Technical Memoranda 18 through 31 and Annual Progress Reports for 2003, 2004, 2005, and 2006. The Annual Progress Report for 2007 may not be completed until shortly after this five-year review is completed but the quarterly monitoring results for the first three quarters of 2007 were included in this review.

There are ten water table aquifer wells that have been sampled quarterly since March 2003. Groundwater from five of these wells, MW-3R, MW-13, MW-21, MW-36, and MW-37, has not exceeded any action level during the past five years. MW-2R consistently has elevated levels of benzene and intermittent exceedances for benzo(a)anthracene. This well is in a known source area where it was not possible to excavate all of the contaminated soil. MW-14R and MW-23 have intermittent exceedances for benzene and some PAHs. These wells are also in former source areas. MW-6 exceeded the MCL for benzene during March 2005 and 2006. To verify the March 2006 benzene results, the well was resampled for Volatile Organic Compounds (VOCs) and PAHs. The second sampling had similar benzene results and detectable levels of other VOCs, not necessarily related to the Site. During 2004, landscape timbers and fill soil were placed around MW-6 to create a berm. Samples were collected of these timbers. Results of this sampling indicated that some of the VOCs may have been the result of leaching from the timbers. However, benzene was not detected in the timber sample and is more likely present from the Site as it has been present in MW-6 when the dam in Willow Creek is in the "up" position, causing groundwater to move in the direction of this well. There have been no additional detections of any contaminants in MW-6 since March 2006.

There are three intermediate zone wells that have been sampled quarterly since March 2003. They are MW-8, MW-22, and MW-38. There have been no exceedances of any action level in MW-22. MW-8 had one slight exceedance of the MCL for benzene in June 2006. Other than that no other action level has exceeded. MW-38 contains Dense, Nonaqueous Phase Liquid (DNAPL) so therefore is very heavily contaminated. It is believed that this well intersects a fracture in the bedrock where coal tar has become lodged, and is hydraulically connected to the water table aquifer.

A cleanup level for lead in groundwater was not established in the ROD because it had not been determined whether elevated levels of lead found in two wells, MW-13 and MW-14, were representative of site-related contamination that posed an unacceptable level of risk to human health. All of the monitoring wells were sampled for lead from March 2003 through March 2005 using a collection method that reduced the amount of turbidity of the samples. This was believed to be more representative of water that someone might drink than the more turbid samples that were collected during the RI. Utilizing the improved sample collection method none of the wells exhibited elevated levels of lead. Following the March 2005 sampling event EPA removed the requirement to analyze the samples for lead.

Evaluation of Effectiveness of MNA

The Bioscreen[®] modeling shows that concentrations of the compounds of concern appear to be degrading at a rate approximated by a first-order decay scenario. The results of the modeling have been consistent throughout the past five years and support the inference that natural attenuation is occurring at the Site at a predictable rate.

Statistical trend analysis of the data for the past 16 quarters of monitoring indicates stable conditions with no distinct trends. The only exception is total BTEX at MW-23R where an increasing trend was reported. However, it is suspected this trend is a result of the Willow Creek dam being in the “up” position during more of the sampling events over the last two years and under “dam up” flow conditions, the concentrations reported are higher.

Based on the analytical and modeling results, the extent and magnitude of groundwater impacts at the Site appear to be stable and provide evidence that natural attenuation processes are at work. Therefore, Monitored Natural Attenuation (MNA) is effective in controlling potential exposure and migration of residual site impacts.

Institutional Controls

The Declaration of Restrictive Covenants for the Site was recorded on August 27, 2003, and remains in effect. This Covenant continues to function as an effective element of the remedy for this Site. The Site continues to be listed on the state of Iowa Registry of Hazardous Waste or Hazardous Substance Disposal Sites, providing an additional layer of control over future use of the property.

6.5 Site Inspection

An inspection of the Site was conducted on November 6, 2007, by EPA Remedial Project Manager. The purpose of the inspection was to assess the protectiveness of the remedy, including the condition of the monitoring wells and compliance with the Restrictive Covenant. Dean Hargens, Senior Environmental Engineer for Alliant, was also present for the inspection.

The Site was fenced on all sides and the gate locked. These access restrictions are not a requirement of the remedy for the Site but are done by Alliant to prevent trespassing on their property. All monitoring wells were located and appeared to be locked and in good condition. Community members interviewed, including owners of three nearby businesses, reported no problems or concerns with the Site.

The Restrictive Covenant includes a requirement that the property shall not be used for residential purposes, which it is not. It also prohibits industrial or commercial buildings with a basement. The only building on the Site is a garage, without a basement, which was there before any environmental activities at the Site took place. The Covenant prohibits utilization of groundwater underlying the property for municipal, domestic, or industrial purposes. There is no evidence that any such uses are occurring. No activities were observed that would violate the activity and use limitations of the Restrictive Covenant.

7.0 Technical Assessment

7.1 Question A: Is the remedy functioning as intended by the decision documents?

The review of Site documents, ARARs, risk assumptions, and the results of the Site inspection indicate that the remedy is continuing to function as intended by the ROD. The soil removal action eliminated exposure to contaminated soil and minimized the ongoing contribution to groundwater contamination. The groundwater monitoring and evaluation of the natural attenuation process demonstrate that natural attenuation is occurring at this Site in an acceptable manner and rate, consistent with the three criteria established in the ROD and CD. These criteria are as follows:

- An examination of the groundwater chemistry identifies conditions that are favorable for the occurrence of biodegradation.
- A reduction in the concentrations of PAHs and BTEX along the flow path downgradient of the former source area occurs.
- Monitoring and modeling results indicate that natural attenuation is occurring at a rate sufficient to prevent the spread of the contaminant plume.

Monitored natural attenuation is limiting the migration of the contaminated groundwater plume while slowly restoring groundwater to levels that do not pose an unacceptable level of risk. During the time when contaminant levels in the groundwater exceed the action levels the effective implementation of the Restrictive Covenant and listing on the State Registry prevent exposure to contaminated groundwater.

Necessary maintenance has been performed and appears to be effective. During the past five years the costs have exceeded the estimate in the ROD primarily because groundwater sampling occurred twice as frequently as was assumed for the ROD cost estimate. It is anticipated that the sampling frequency will decrease during the next five years and the costs will decrease significantly as well.

The Restrictive Covenant that is in place on the Site includes a requirement that there not be any residential use, buildings with basements, or utilization of the groundwater. No activities were observed that violate these restrictions.

7.2 Question B: Are the exposure assumptions, toxicity data, cleanup levels, and RAOs used at the time of remedy selection still valid?

Changes in Standards and To Be Considered Values

Only groundwater cleanup levels were established for the Site because contaminated soil and waste pile materials were excavated and treated in all areas exceeding risk-based action levels for commercial/industrial use, except in limited areas where the soil was inaccessible. The groundwater cleanup levels for benzene and benzo(a)pyrene are based on the Federal MCL. The cleanup levels for the remaining polynuclear aromatic hydrocarbons (PAHs) were originally derived based on an excess individual lifetime cancer risk of 1×10^{-6} . However, available analytical methods could not achieve these concentrations and the final cleanup levels are based on the minimum laboratory detection limit, which were all within EPA's target cancer risk range of 10^{-6} to 10^{-4} .

In 2005 EPA published the revised "Guidelines for Carcinogen Risk Assessment" and the "Supplemental Guidance for Assessment Susceptibility from Early-Life Exposure to Carcinogens," which impacts the cancer risk estimates for the PAHs. This was well after the ROD for this Site was issued in 2000. The Supplemental Guidance provides generic age-dependent adjustment factors (ADAFs) for use when estimating cancer risks from early-life exposures for carcinogens that have a mutagenic mode of action, such as benzo(a)pyrene. Therefore for this review, the groundwater cleanup levels from the ROD were compared to the EPA Region VI Human Health Medium-Specific Screening Levels (MSSLs) because they incorporate the generic ADAFs for benzo(a)pyrene and the remaining carcinogenic PAHs. All cleanup levels are within the target cancer risk range, except for dibenz(a,h)anthracene, which is slightly greater than an excess individual lifetime cancer risk of 1×10^{-4} .

Groundwater Cleanup Levels for Carcinogenic PAHs

Contaminant	Site Cleanup Level (µg/L)	Region 6 MSSL (µg/L)	Cleanup Level Cancer Risk
Benzo(a)pyrene	0.2	0.0029	7E-05
Benzo(k)fluoranthene	0.2	0.29	7E-07
Benzo(a)anthracene	0.1	0.029	3E-06
Chrysene	0.2	2.9	7E-08
Benzo(b)fluoranthene	0.2	0.029	7E-06
Indeno(1,2,3-cd)pyrene	0.4	0.029	1E-05
Dibenz(a,h)anthracene	0.3	0.0029	1E-04

There are no newly promulgated standards for groundwater contaminants at this Site that call into question the protectiveness of the remedy. To be considered, values were not used in selecting cleanup levels for this Site.

Changes in Exposure Pathways, Toxicity, and Other Contaminant Characteristics

There have been no changes in the physical conditions of the Site that would affect the protectiveness of the remedy. There have been no changes in the land use assumptions that would affect the protectiveness of the remedy. As discussed below under Question C, subsurface vapor intrusion has been identified as an additional potential future exposure pathway.

There is no reason to believe that any new contaminants or contaminant sources exist at the Site. There are no known toxic byproducts of the remedy at the Site. Intrinsic bioremediation of the Site contaminants has been demonstrated to result in nonhazardous byproducts.

There have been changes in the toxicity factors for contaminants of concern at the Site that could affect the protectiveness of the remedy. The oral reference dose for naphthalene has been revised from 0.04 to 0.02 mg/kg/day since the ROD was issued. Also, an inhalation reference concentration is now available on EPA's Integrated Risk Information System (IRIS) for evaluating the potential health hazard for the inhalation route of exposure. Tables 5-1(a) and (a-1) of the Addendum to the Baseline Risk Assessment show a naphthalene Hazard Quotient (HQ) of 0.72 for an adult and 0.89 for a child resident ingesting groundwater at a concentration found in MW-23. If the HQs were recalculated using the current toxicity values for naphthalene, the values would exceed 1.0 or a level of concern. In addition, naphthalene was detected above a health-based screening level in several groundwater samples collected during the most recent sampling event. Thus, there is sufficient justification for now considering naphthalene a contaminant of concern in groundwater.

Even though 2-methylnaphthalene is a common PAH found at former manufactured gas plant sites, it was not identified as a chemical of potential concern (COPC) in the Baseline Risk Assessment because toxicity values were unavailable at that time. An oral reference dose is now available in IRIS for evaluating the potential noncancer health hazards of this contaminant. The most recent groundwater monitoring data show the presence of 2-methylnaphthalene at a concentration of 288 µg/L in MW-38, which is above a health-based screening level.

Toxicity values have also changed for benzene, as well as for several COPCs (e.g., arsenic, toluene, xylene, and vinyl chloride) evaluated in the human health risk assessment. However, these changes do not significantly change the risk assessment results and thus, do not impact the effectiveness of the remedy.

There are no additional changes to contaminant characteristics known at this time that could impact the protectiveness of the remedy.

Changes in Risk Assessment Methodologies

There have been changes in the standardized risk assessment methodologies since the ROD for this Site, but it has been determined that these changes do not affect the protectiveness of the remedy. It is now standard risk assessment practice in EPA Region VII to quantify the cancer risks from dermal contact with PAHs, which were not quantified in the Baseline Risk Assessment. EPA Region VII also uses a different approach when estimating the health risks from inhalation of VOCs during household use of contaminated groundwater (i.e., bathing, showering, cooking, etc.). Finally, several exposure assessment input parameters are slightly different than values currently used. These changes do not have a significant impact on the conclusions of the risk assessment and do not affect the protectiveness of the remedy.

Evaluation of RAOs

The response actions taken address the threats posed by this Site and continue to be protective through (1) the prevention of exposure to groundwater containing contaminants that represent an unacceptable risk to human health or the environment, to limit or prevent the migration of the contaminated groundwater plume, to restore the groundwater to drinking water quality; and (2) maintaining site conditions which prevent exposure to residual soil contaminants that could pose an unacceptable risk to human health or the environment. The RAOs continue to be appropriate for this Site and the remedy is progressing as expected toward achieving these objectives.

7.3 Question C: Has any other information come to light that could call into question the protectiveness of the remedy?

No ecological targets were identified during the Baseline Risk Assessment and none were identified during this five-year review, and therefore, monitoring of ecological targets is not necessary. No weather-related events have affected the protectiveness of the remedy.

The approach to evaluating the vapor intrusion pathway has changed since the Remedial Investigation and the Baseline Risk Assessment were conducted. While there is a Restrictive Covenant prohibiting basements in any future buildings constructed on the Site, a concrete slab will not eliminate the movement of benzene from groundwater into indoor air. A modification to the Restrictive Covenant may be necessary to ensure the remedy remains protective of human health.

Technical Assessment Summary

According to the data reviewed and the Site inspection, the remedy is functioning as intended by the ROD. There have been no changes to the physical conditions of the Site that would affect the protectiveness of the remedy.

During implementation of the remedy, Alliant has complied with all ARARs cited in the ROD and the ARARs have not changed. Since the groundwater cleanup levels were developed,

EPA has published revised "Guidelines for Carcinogen Risk Assessment" and the "Supplemental Guidance for Assessment Susceptibility from Early-Life Exposure to Carcinogens," which impacts the cancer risk estimates for the PAHs. The result of comparing the groundwater cleanup levels in the ROD with those that could be developed using the revised procedures are that all of the cleanup levels are within the target cancer risk range, except for dibenz(a,h)anthracene, which is slightly greater than an excess individual lifetime cancer risk of 1×10^{-4} . The current cleanup level for dibenz(a,h)anthracene was set at the minimum detection limit that was attainable at the time the FS was developed. It may be possible for a laboratory to attain a lower detection limit at this time.

The oral reference dose for naphthalene has changed and an inhalation reference dose is now available for evaluating the potential health hazard for the inhalation route of exposure. Recalculating the HQ for naphthalene results in a value greater than 1.0 which is a level of concern. Naphthalene in groundwater should be considered a contaminant of concern. Similarly, 2-methylnaphthalene was not identified as a COPC in the Baseline Risk Assessment because toxicity values were unavailable at that time. An oral reference dose is now available for evaluating the potential noncancer health hazards of 2-methylnaphthalene. Recent groundwater monitoring data indicates the presence of 2-methylnaphthalene at a concentration above a health-based screening level.

There have been changes to toxicity values but none that significantly change the risk assessment results and thus do not impact the effectiveness of the remedy. There also have been some changes in standardized risk assessment methodologies but none of these changes have a significant impact on the conclusions of the risk assessment and do not adversely impact the protectiveness of the remedy.

The vapor intrusion pathway for exposure to site contaminants was not evaluated using the current methodology prior to the ROD even though it was recognized that building a structure with a basement on the Site would need to be further evaluated prior to construction. The existing Environment Covenant may need to be modified to ensure that a building would not be constructed on the property in the future that would permit the contamination of indoor air with benzene moving from the groundwater on the Site. The garage currently on the property does not pose concerns because it is a garage with limited occupancy and significant ventilation from the outside.

It may be necessary to modify the ROD to document any change to the cleanup level for dibenz(a,h)anthracene in groundwater, implement cleanup levels for naphthalene and 2-methylnaphthalene in groundwater, and modify the Environmental Covenant.

8.0 Issues

Table 8-1
Issues

Issues	Affects Current Protectiveness (Y/N)	Affects Future Protectiveness (Y/N)
Cleanup level for dibenz(a,h)anthracene in groundwater exceeds the excess individual lifetime cancer risk of 1×10^{-4}	Y	Y
No cleanup level has been determined for naphthalene in groundwater	Y	Y
No cleanup level has been determined for 2-methylnaphthalene in groundwater	Y	Y
Current Environmental Covenant may not be protective if building were constructed on-site	N	Y

9.0 Recommendations and Follow-up Actions

For all of the recommendations and follow-up actions listed in Table 9-1, Alliant is the party responsible for implementing the actions and EPA is the oversight agency. The IDNR will be kept informed of activities at the Site.

**Table 9-1
Recommendations and Follow-up Actions**

Issue	Recommendations and Follow-up Actions	Milestone Date	Affects Protectiveness (Y/N)	
			Current	Future
Cleanup level for dibenz(a,h)anthracene in groundwater exceeds the excess individual lifetime cancer risk of 1×10^{-4}	Determine whether a lower detection limit within the acceptable risk range is achievable and if so implement a revised cleanup level for dibenz(a,h)anthracene	3/31/2009	Y	Y
No cleanup level has been determined for naphthalene in groundwater	Establish a risk-based cleanup level for naphthalene	3/31/2009	Y	Y
No cleanup level has been determined for 2-methylnaphthalene in groundwater	Establish a risk-based cleanup level for 2-methylnaphthalene	3/31/2009	Y	Y
Current Environmental Covenant may not be protective if building were constructed on site in the future due to possible vapor intrusion	Modify Environmental Covenant to provide that any structures constructed on the property shall be engineered to address vapor intrusion from VOCs unless sufficient testing shall be performed prior to construction to satisfy the EPA and INDR that vapor intrusion will not present a health risk to building occupants	3/31/2009	N	Y
ROD may not include all appropriate groundwater action levels and all appropriate limitations on property use	Modify ROD to incorporate changes described above	12/31/2009	N	Y

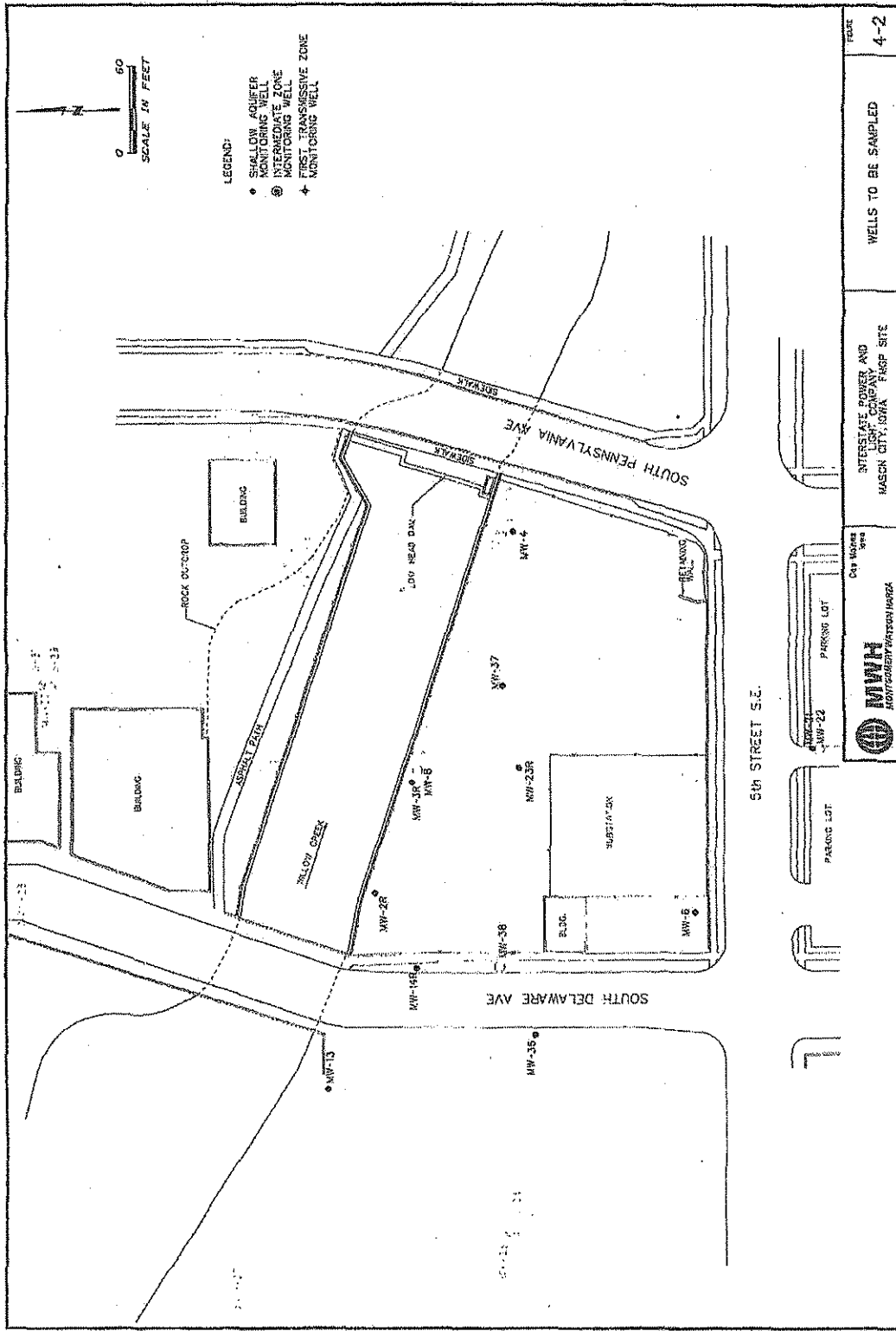
10.0 Protectiveness Statement

The remedy at the Site is protective of human health and the environment in the short term because there is no evidence of current exposure. The remedy will be fully protective when the recommendations made in this Five-Year Review Report have been implemented.

11.0 Next Review

The next five-year review for the Site is required by March 26, 2013, five years from the date of this review.

Attachment A Site Map



 MWH CONSULTING ENGINEERS	INTERSTATE POWER AND LIGHT COMPANY HASCON CITY, OHIO FRSP SITE	WELLS TO BE SAMPLED	PAGE 4-2
--	--	---------------------	-------------

Attachment B
List of Documents Reviewed

2003 Annual Report, Monitored Natural Attenuation Activities, April 2004.

2004 Annual Report, Monitored Natural Attenuation Activities, March 2005.

2005 Annual Report, Monitored Natural Attenuation Activities, March 2006.

2006 Annual Report, Monitored Natural Attenuation Activities, March 2007.

Addendum to the Interim Baseline Risk Assessment, June 1994.

Declaration of Restrictive Covenants, August 5, 2003.

E-mail from Dean Hargens to Diana Engeman, Regarding Costs Charged to Mason City Coal Gasification Site, November 7, 2007.

E-mail from Dean Hargens to Diana Engeman, Regarding Mason City Costs for Past Five Years, December 12, 2007.

Interim Baseline Risk Assessment, September 1993.

Letter from Dean Hargens, Alliant Energy, Regarding Submittal of Abandoned Well Plugging Records, July 6, 2005.

Memorandum, Five-Year Review Technical Assessment, January 31, 2008.

Monitored Natural Attenuation Remedial Design, December 2002.

Record of Decision, Mason City Coal Gasification Site, Mason City, Iowa, September 19, 2000.

Remedial Design and Remedial Action Consent Decree, July 29, 2002.

Technical Memorandum No. 31, Quarterly Monitored Natural Attenuation Groundwater Monitoring Report, Second Quarter 2007, September 14, 2007.

Technical Memorandum No. 32, Quarterly Monitored Natural Attenuation Groundwater Monitoring Report, Third Quarter 2007, November 13, 2007.

ATTACHMENT C

GROUNDWATER ANALYTICAL RESULTS
WATER TABLE AQUIFER

Sample ID:	MW02-GW-004	MW02R-GW-005	MW02R-GW-006	MW02R-GW-007	MW02R-GW-008	MW02R-GW-NA1	MW02R-GW-009	
Date:	Aug-95	Dec-96	May-97	Nov-97	May-98	Jul-99	Nov-01	
Dam Position:	Dam Down	Dam Down	Dam Up	Dam Down	Dam Down	Dam Down	Dam Down	
<i>Compliance Parameters</i>								
	Units							
Lead	mg/L	0.1305	0.0050 U	0.0228	0.1584	0.0149	NA	0.0040 U
Benzene	µg/L	1,320	1,410	621	406	148	144	229
Ethylbenzene	µg/L	332	446	458	268	139	140	40
Toluene	µg/L	122	267	230	94	28.7	28	212
Xylenes	µg/L	459	862	842	480	232	219	203
Acenaphthene	µg/L	120	59	92.9	70	11.1	20. U	55.1
Acenaphthylene	µg/L	10 U	12.3	2.1 U	73.2	7.5	2. U	67.2
Anthracene	µg/L	38	6.21	9.47	12.5	1.82	5.2	6.61
Benzo(a)anthracene ^a	µg/L	4.7	0.6	0.86 U	2.57	1.08	0.4	0.53
Benzo(a)pyrene ^a	µg/L	3.2	0.38	2.2 U	0.714	0.056 U	0.3	0.37
Benzo(b)fluoranthene ^a	µg/L	1.3	0.15 U	0.39 U	0.725	0.056 U	0.1	0.10 U
Benzo(g,h,i)perylene	µg/L	1.2	0.23	1.6 U	1.48	0.056 U	0.1 U	0.2
Benzo(k)fluoranthene ^a	µg/L	0.63	0.12 U	0.63 U	0.054 U	0.3	0.1	0.10 U
Chrysene ^a	µg/L	4.3	0.34	0.57 U	5.43	0.553	0.7	0.27
Dibenzo(a,h)anthracene ^a	µg/L	0.3 U	0.13 U	0.52 U	0.054 U	0.056 U	0.1 U	0.10 U
Fluoranthene	µg/L	19	4.07	3.9	9.04	5.55	2. U	2.21
Fluorene	µg/L	100	34.6	36.4	54.7	7.8	2.1	33.5
Indeno(1,2,3-cd)pyrene ^a	µg/L	1.1	0.13	1.4 U	1	0.056 U	0.1 U	0.10 U
Naphthalene	µg/L	10 U	4.3	1,330	898	35	2. U	1.03
Phenanthrene	µg/L	130	3.13	42.4	52.7	6.11	1.7	32
Pyrene	µg/L	5.5	2.76	2.9 U	6.71	2.37	6.6	0.49
<i>MNA Parameters</i>								
Ethylene	mg/L	NS	NS	NS	NS	NA	NA	0.007 U
Ethane	mg/L	NS	NS	NS	NS	NA	NA	0.007 U
Methane	mg/L	NS	NS	NS	NS	0.58	0.008 U	0.38
Alkalinity	mg/L	NS	NS	NS	NS	161	46	209
Nitrogen, Ammonia	mg/L	NS	NS	NS	NS	1.35	1.11	1.0 U
Nitrogen, Total Kjeldahl	mg/L	NS	NS	NS	NS	10 U	1.93	10 U
Orthophosphate	mg/L	NS	NS	NS	NS	0.1 U	0.3 U	0.51
Sulfide, Total	mg/L	NS	NS	NS	NS	0.1 U	0.1 U	0.10 U
Total Organic Carbon	mg/L	NS	NS	NS	NS	5.6	3.3	4.7
Chloride	mg/L	NS	NS	NS	NS	93	19	26.1
Nitrogen, Nitrate	mg/L	NS	NS	NS	NS	0.1 U	0.2	0.1 U
Nitrogen, Nitrite	mg/L	NS	NS	NS	NS	0.1 U	1.7	0.1 U
Sulfate	mg/L	NS	NS	NS	NS	359	803	172
Iron, Dissolved	mg/L	NS	NS	NS	NS	NS	0.114	0.18

ATTACHMENT C

GROUNDWATER ANALYTICAL RESULTS
WATER TABLE AQUIFER

Sample ID:	MW02R-GW-010	MW02R-GW-011	MW02R-GW-012	MW02R-GW-013	MW02R-GW-014	MW02R-GW-015	MW02R-GW-016	
Date:	Mar-03	Jun-03	Sep-03	Dec-03	Mar-04	Jun-04	Sep-04	
Dam Position:	Dam Down	Dam Down	Dam Up	Dam Down	Dam Down	Dam Down	Dam Down	
<i>Compliance Parameters</i>	<i>Units</i>							
Lead	mg/L	0.0040 U	0.0040 U	0.0015 U	0.0015 U	0.00151 B	0.00050 U	0.00050 U
Benzene	µg/L	152	262	203	189	187	51.3	182
Ethylbenzene	µg/L	242	139	294	304	298	57	162
Toluene	µg/L	29.4	24.4	40.4	41.9	43.9	7.32	22.4
Xylenes	µg/L	184	162	250	239	237	52.5	146
Acenaphthene	µg/L	63.6	32.6	52.4	127	91.6	4.94	37.8
Acenaphthylene	µg/L	17	34.2	35.6	119	53	0.12 U	40.3
Anthracene	µg/L	5.3	2.4	5.58	14.7	12	0.044	2.87
Benzo(a)anthracene ^a	µg/L	0.73 U	0.13 U	0.234	1.1	0.282	0.034 U	0.34 U
Benzo(a)pyrene ^a	µg/L	1.1 U	0.19 U	0.050 U	0.983	0.029 U	0.030 U	0.30 U
Benzo(b)fluoranthene ^a	µg/L	0.56 U	0.10 U	0.035 U	0.454	0.038 U	0.039 U	0.40 U
Benzo(g,h,i)perylene	µg/L	0.56 U	0.10 U	0.035 U	0.719	0.036 U	0.037 U	0.37 U
Benzo(k)fluoranthene ^a	µg/L	0.56 U	0.10 U	0.038 U	0.311	0.14 U	0.14 U	1.5 U
Chrysene ^a	µg/L	0.56 U	0.10 U	0.09	0.93	0.175	0.031 U	0.31 U
Dibenzo(a,h)anthracene ^a	µg/L	0.56 U	0.10 U	0.039 U	0.097	0.025 U	0.026 U	0.26 U
Fluoranthene	µg/L	3	0.19 U	5.23	0.049 U	6.8	0.27	0.70 U
Fluorene	µg/L	31.8	16.6	42.3	70.8	62.6	0.027 U	24
Indeno(1,2,3-cd)pyrene ^a	µg/L	0.56 U	0.10 U	0.034 U	0.562	0.038 U	0.039 U	0.40 U
Naphthalene	µg/L	3.9	613	32.2	2,430	1,840	0.043 U	984
Phenanthrene	µg/L	18.3	11.4	39.8	66.9	53.4	0.019 U	16
Pyrene	µg/L	1.9	1.9	2.45	6.06	2.73	0.2	1.1 U
<i>MNA Parameters</i>								
Ethylene	mg/L	0.010 U	0.008 U	0.010 U	0.010 U	0.010 U	0.010 U	0.010 U
Ethane	mg/L	0.010 U	0.008 U	0.010 U	0.010 U	0.010 U	0.010 U	0.010 U
Methane	mg/L	0.273	0.3	0.714	0.522	0.384	0.047	0.227
Alkalinity	mg/L	243	147	296	264	244	75	136
Nitrogen, Ammonia	mg/L	1.0 U	0.77	0.92	1.02	0.9	0.45	0.7
Nitrogen, Total Kjeldahl	mg/L	10 U	1.09	1.09	2.34	1.26	0.69	0.9
Orthophosphate	mg/L	0.69	0.92	0.67	0.57	0.47	0.30 U	0.46
Sulfide, Total	mg/L	0.10 U	0.10 U	0.10 U	0.10 U	0.010 U	0.10 U	0.10 U
Total Organic Carbon	mg/L	4.4	4	4.7	3.3	3.3	2.8	3.9
Chloride	mg/L	37.5	27.8	32.6	34	47.6	14.2	19.5
Nitrogen, Nitrate	mg/L	0.1 U	0.1 U	0.1 U	0.1 U	0.1 U	0.1 U	0.1 U
Nitrogen, Nitrite	mg/L	0.1 U	0.1 U	0.1 U	0.1 U	0.1 U	0.1 U	0.1 U
Sulfate	mg/L	106	440	69.2	74.5	104	1,080	842
Iron, Dissolved	mg/L	0.168	0.16	0.169	0.229	0.256	0.100 U	0.322

ATTACHMENT C

GROUNDWATER ANALYTICAL RESULTS
WATER TABLE AQUIFER

Sample ID:	MW02R-GW-017	MW02R-GW-018	MW02R-GW-019	MW02R-GW-020	MW02R-GW-021	MW02R-GW-022	MW02R-GW-023
Date:	Dec-04	Mar-05	Jun-05	Sep-05	Dec-05	Mar-06	Jun-06
Dam Position:	Dam Down	Dam Up	Dam Down	Dam Down	Dam Up	Dam Up	Dam Down
<i>Compliance Parameters</i>	Units						
Lead	mg/L	0.00050 U	0.0016 U	NS	NS	NS	NS
Benzene	µg/L	159	183	152	248	186	208
Ethylbenzene	µg/L	177	327	140	212	217	320
Toluene	µg/L	24.2	46.5	19.4	30.3	33.1	36.6
Xylenes	µg/L	142	246	149	196	181	244
Acenaphthene	µg/L	72.1	81	53.1	42.2	80.4	89.7
Acenaphthylene	µg/L	72.3	0.18 U	0.17 U	0.18 U	16	0.170 U
Anthracene	µg/L	6.16	8.74	4.98	5.15	8.73	7.29
Benzo(a)anthracene ^a	µg/L	0.34 U	0.198	0.127	0.125	0.138	0.121 U
Benzo(a)pyrene ^a	µg/L	0.30 U	0.020 U	0.019 U	0.048	0.0370 U	0.0370 U
Benzo(b)fluoranthene ^a	µg/L	0.39 U	0.038 U	0.038 U	0.038 U	0.0230 U	0.0230 U
Benzo(g,h,i)perylene	µg/L	0.37 U	0.033 U	0.033 U	0.033 U	0.0535	0.0295
Benzo(k)fluoranthene ^a	µg/L	1.4 U	0.024 U	0.023 U	0.024 U	0.0320 U	0.0320 U
Chrysene ^b	µg/L	0.31 U	0.021 U	0.069	0.11	0.164	0.139
Dibenzo(a,h)anthracene ^a	µg/L	0.26 U	0.034 U	0.034 U	0.034 U	0.0330 U	0.0330 U
Fluoranthene	µg/L	0.68 U	5.74	3.27	4.32	4.43	4.22
Fluorene	µg/L	31	45.7	34.1	27.8	53	48.9
Indeno(1,2,3-cd)pyrene ^a	µg/L	0.39 U	0.040 U	0.039 U	0.039 U	0.0380 U	0.0380 U
Naphthalene	µg/L	1,240	1,880	0.10 U	0.10 U	2.46	387
Phenanthrene	µg/L	32.5	42.2	21.6	21.8	37.3	37.2
Pyrene	µg/L	2.35	0.037 U	10.6	10.5	15.3	0.0360 U
<i>MNA Parameters</i>							
Ethylene	mg/L	0.008 U	0.010 U	0.010 U	0.010 U	0.010 U	0.010 U
Ethane	mg/L	0.008 U	0.010 U	0.010 U	0.010 U	0.010 U	0.010 U
Methane	mg/L	0.204	0.64	0.265	0.3	0.551	0.862
Alkalinity	mg/L	254	NA	155	205	297	254
Nitrogen, Ammonia	mg/L	0.63	0.66	0.55	0.67	0.65	0.86
Nitrogen, Total Kjeldahl	mg/L	0.98	0.98	0.86	1.04	1.15	1.32
Orthophosphate	mg/L	0.43	0.71	0.30 U	0.6	0.56	0.59
Sulfide, Total	mg/L	0.10 U	0.10 U	0.10 U	0.10 U	0.10 U	0.10 U
Total Organic Carbon	mg/L	4.3	4.4	3.2	4.65	5.41	6.67
Chloride	mg/L	27.9	41.5	27.7	21.3	29	35.0
Nitrogen, Nitrate	mg/L	0.1 U	0.1 U	0.1 U	0.1 U	0.1 U	0.4
Nitrogen, Nitrite	mg/L	0.1 U	0.1 U	0.1 U	0.1 U	0.1 U	0.1 U
Sulfate	mg/L	258	74.2	535	330	95.1	57.8
Iron, Dissolved	mg/L	0.213	0.14	0.127	0.306	0.189	0.253

ATTACHMENT C

GROUNDWATER ANALYTICAL RESULTS
WATER TABLE AQUIFER

Sample ID:	MW02R-GW-024	MW02R-GW-025	MW02R-GW-026	MW02R-GW-027	MW02R-GW-028	
Date:	Sep-06	Dec-06	Mar-07	Jun-07	Sep-07	
Dam Position:	Dam Down	Dam Up	Dam Up	Dam Down	Dam Down	
<i>Compliance Parameters</i>						
	Units					
Lead	mg/L	NS	NS	NS	NS	NS
Benzene	µg/L	243	157	134	121	145
Ethylbenzene	µg/L	328	279	270	112	87.4
Toluene	µg/L	34.1	34.4	22.6	13.2	20.0 U HI
Xylenes	µg/L	218	183	169	122	94.8
Acenaphthene	µg/L	68.3	99.6	60.5	47.9	34.0
Acenaphthylene	µg/L	68.2	0.0850 U	8.62	0.0850 U	6.41
Anthracene	µg/L	7.77	11.2	5.92	4.27	2.11
Benzo(a)anthracene ^a	µg/L	0.139	0.231	0.0886 J	0.0923 J	0.0602 J
Benzo(a)pyrene ^a	µg/L	0.0320 U	0.0930 J	0.0320 U	0.0544 J	0.0320 U
Benzo(b)fluoranthene ^a	µg/L	0.0130 U	0.0748 J	0.0130 U	0.0394 J	0.0130 U
Benzo(g,h,i)perylene	µg/L	0.00900 U	0.00900 U	0.00900 U	0.00900 U	0.00900 U
Benzo(k)fluoranthene ^a	µg/L	0.0150 U	0.0150 U	0.0150 U	0.0150 U	0.0150 U
Chrysene ^a	µg/L	0.141	0.158	0.0777 J	0.106	0.0748 J
Dibenzo(a,h)anthracene ^a	µg/L	0.0100 U	0.0100 U	0.0100 U	0.0100 U	0.0100 U
Fluoranthene	µg/L	4.11	6.34	3.70	3.36	1.97
Fluorene	µg/L	47.3	71.1	37.8	31.8	19.8
Indeno(1,2,3-cd)pyrene ^a	µg/L	0.00700 U	0.00700 U	0.00700 U	0.00700 U	0.00700 U
Naphthalene	µg/L	1,500	250	1.05	121	0.698
Phenanthrene	µg/L	37.4	52.7	25.5	15.7	7.36
Pyrene	µg/L	14.7	21.4	10.3	7.74	3.67
<i>MNA Parameters</i>						
Ethylene	mg/L	0.010 U	0.010 U	0.013 U	0.010 U	0.007 U
Ethane	mg/L	0.010 U	0.010 U	0.013 U	0.010 U	0.007 U
Methane	mg/L	0.568	0.902	0.549	0.212	0.206
Alkalinity	mg/L	302	291	225	180	152
Nitrogen, Ammonia	mg/L	0.92	1.06	0.72	0.58	0.40
Nitrogen, Total Kjeldahl	mg/L	1.33	1.42	1.24	1.05	1.04
Orthophosphate	mg/L	0.72	0.67	0.51	0.36	0.33
Sulfide, Total	mg/L	0.10 U	0.10 U	0.10 U	0.10 U	0.10 U
Total Organic Carbon	mg/L	4.97	3.87	3.06	3.62	4.26
Chloride	mg/L	30.6	32.1	47.0	36.6	20.7
Nitrogen, Nitrate	mg/L	0.1 U	0.1 U	0.3	0.1 U	0.1 U
Nitrogen, Nitrite	mg/L	0.1 U	0.1 U	0.1 U	0.1 U	0.1 U
Sulfate	mg/L	45.4	33.4	130	295	660
Iron, Dissolved	mg/L	0.266	0.268	0.198	0.048	0.100 U

ATTACHMENT C

GROUNDWATER ANALYTICAL RESULTS
WATER TABLE AQUIFER

Sample ID:	MW03-GW-004	MW03R-GW-005	MW03R-GW-006	MW03R-GW-007	MW03R-GW-008	MW03R-GW-NA1	MW03R-GW-009	
Date:	Aug-95	Dec-96	May-97	Nov-97	May-98	Jul-99	Nov-01	
Dam Position:	Dam Down	Dam Down	Dam Up	Dam Down	Dam Down	Dam Down	Dam Down	
<i>Compliance Parameters</i>								
	Units							
Lead	mg/L	0.0212	0.0164	0.1565	0.1293	0.511	NA	0.0040 U
Benzene	µg/L	7.3	0.9	0.5 U	0.5 U	0.5 U	1. U	1.0 U
Ethylbenzene	µg/L	14.2	3.2	1.0 U	1.0 U	1.0 U	1. U	1.0 U
Toluene	µg/L	1.2	1.0 U	1.0 U	1.0 U	1.0 U	1. U	1.0 U
Xylenes	µg/L	8	3.4	3.0 U	3.0 U	3.0 U	1. U	3.0 U
Acenaphthene	µg/L	18 U	24	0.48	0.535	0.239	2. U	1.71
Acenaphthylene	µg/L	10 U	21.3	0.082 U	0.14 U	0.14 U	2. U	2.82
Anthracene	µg/L	8	1.57	0.066	0.056 U	0.142	0.5 U	0.13
Benzo(a)anthracene ^a	µg/L	3.4	0.3	0.1	0.111	0.081	0.1 U	0.10 U
Benzo(a)pyrene ^a	µg/L	2.8	0.21	0.12	0.056 U	0.088	0.2	0.10 U
Benzo(b)fluoranthene ^a	µg/L	1.7	0.15 U	0.015 U	0.056 U	0.056 U	0.1	0.10 U
Benzo(g,h,i)perylene	µg/L	1.1	0.18 U	0.1	0.069	0.072	0.2	0.10 U
Benzo(k)fluoranthene ^a	µg/L	1.2	0.12 U	0.024 U	0.056 U	0.056 U	0.1 U	0.10 U
Chrysene ^a	µg/L	1.5 U	0.19	0.05	0.056 U	0.056 U	0.1 U	0.10 U
Dibenzo(a,h)anthracene ^a	µg/L	0.3 U	0.13 U	0.1	0.056 U	0.056 U	0.1 U	0.10 U
Fluoranthene	µg/L	9.6	1.0 U	0.050 U	0.064	0.166	0.2 U	0.10 U
Fluorene	µg/L	5.8	23.2	0.12 U	0.306	0.345	0.5 U	0.19 U
Indeno(1,2,3-cd)pyrene ^a	µg/L	0.43 U	0.13 U	0.052 U	0.056 U	0.056 U	0.1 U	0.10 U
Naphthalene	µg/L	10 U	7.14	0.24	0.669	4.01	2. U	1.56
Phenanthrene	µg/L	6.4 U	8.44	0.26	0.193	0.498	0.5 U	0.65
Pyrene	µg/L	10	0.66	0.11 U	0.14 U	0.142	0.2 U	0.19 U
<i>MNA Parameters</i>								
Ethylene	mg/L	NS	NS	NS	NS	NS	NA	0.007 U
Ethane	mg/L	NS	NS	NS	NS	NS	NA	0.007 U
Methane	mg/L	NS	NS	NS	NS	NS	0.007 U	0.165
Alkalinity	mg/L	NS	NS	NS	NS	NS	38	93
Nitrogen, Ammonia	mg/L	NS	NS	NS	NS	NS	1.04	1.0 U
Nitrogen, Total Kjeldahl	mg/L	NS	NS	NS	NS	NS	0.704	10 U
Orthophosphate	mg/L	NS	NS	NS	NS	NS	0.3 U	0.30 U
Sulfide, Total	mg/L	NS	NS	NS	NS	NS	0.1 U	0.10 U
Total Organic Carbon	mg/L	NS	NS	NS	NS	NS	1.1	1.4
Chloride	mg/L	NS	NS	NS	NS	NS	15	20.2
Nitrogen, Nitrate	mg/L	NS	NS	NS	NS	NS	3	0.1 U
Nitrogen, Nitrite	mg/L	NS	NS	NS	NS	NS	1.5	0.1 U
Sulfate	mg/L	NS	NS	NS	NS	NS	476	409
Iron, Dissolved	mg/L	NS	NS	NS	NS	NS	0.03 U	0.030 U

ATTACHMENT C

GROUNDWATER ANALYTICAL RESULTS
WATER TABLE AQUIFER

Sample ID:	MW03R-GW-010	MW03R-GW-011	MW03R-GW-012	MW03R-GW-013	MW03R-GW-014	MW03R-GW-015	MW03R-GW-016	
Date:	Mar-03	Jun-03	Sep-03	Dec-03	Mar-04	Jun-04	Sep-04	
Dam Position:	Dam Down	Dam Down	Dam Up	Dam Down	Dam Down	Dam Down	Dam Down	
<i>Compliance Parameters</i>								
	Units							
Lead	mg/L	0.0040 U	0.0040 U	0.0015 U	0.0015 U	0.00091 B	0.00050 U	0.0050 U
Benzene	µg/L	0.5	0.5 U	0.25 U	0.25 U	0.25 U	0.25 U	0.25 U
Ethylbenzene	µg/L	1.0 U	1.0 U	0.43 U	0.43 U	0.43 U	0.43 U	0.43 U
Toluene	µg/L	1.0 U	1.0 U	0.25 U	0.25 U	1.6	0.25 U	0.25 U
Xylenes	µg/L	3.0 U	3.0 U	0.38 U	0.52	0.38 U	0.38 U	0.38 U
Acenaphthene	µg/L	0.91	0.19 U	0.031 U	1.88	0.297	0.076 U	0.166
Acenaphthylene	µg/L	0.61	0.19 U	0.055 U	1.71	0.663	0.13 U	0.12 U
Anthracene	µg/L	0.19 U	0.19 U	0.024 U	0.062	0.065	0.025 U	0.25 U
Benzo(a)anthracene ^a	µg/L	0.13 U	0.13 U	0.028 U	0.028 U	0.033 U	0.034 U	0.034 U
Benzo(a)pyrene ^a	µg/L	0.19 U	0.19 U	0.050 U	0.050 U	0.029 U	0.030 U	0.030 U
Benzo(b)fluoranthene ^a	µg/L	0.10 U	0.10 U	0.035 U	0.035 U	0.038 U	0.040 U	0.040 U
Benzo(g,h,i)perylene	µg/L	0.10 U	0.10 U	0.035 U	0.035 U	0.036 U	0.038 U	0.037 U
Benzo(k)fluoranthene ^a	µg/L	0.10 U	0.10 U	0.038 U	0.038 U	0.14 U	0.15 U	0.15 U
Chrysene ^a	µg/L	0.10 U	0.10 U	0.032 U	0.032 U	0.030 U	0.031 U	0.031 U
Dibenzo(a,h)anthracene ^a	µg/L	0.10 U	0.10 U	0.039 U	0.039 U	0.025 U	0.026 U	0.026 U
Fluoranthene	µg/L	0.19 U	0.19 U	0.049 U	0.049 U	0.067 U	0.070 U	0.070 U
Fluorene	µg/L	0.19 U	0.19 U	0.042 U	0.042 U	0.026 U	0.027 U	0.027 U
Indeno(1,2,3-cd)pyrene ^a	µg/L	0.10 U	0.10 U	0.034 U	0.034 U	0.038 U	0.040 U	0.040 U
Naphthalene	µg/L	0.72	0.42	0.054 U	1.6	0.173	0.044 U	0.111
Phenanthrene	µg/L	0.2	0.10 U	0.035 U	0.364	0.018 U	0.019 U	0.019 U
Pyrene	µg/L	0.19 U	0.19 U	0.099 U	0.099 U	0.11 U	0.11 U	0.11 U
<i>MNA Parameters</i>								
Ethylene	mg/L	0.010 U	0.010 U	0.007 U	0.010 U	0.010 U	0.008 U	0.010 U
Ethane	mg/L	0.010 U	0.010 U	0.007 U	0.010 U	0.010 U	0.008 U	0.010 U
Methane	mg/L	0.064	0.012	0.005 U	0.012	0.007 U	0.006 U	0.007
Alkalinity	mg/L	147	46	210	126	105	94	49
Nitrogen, Ammonia	mg/L	1.0 U	0.2	0.14	0.29	0.25	0.30 U	0.30 U
Nitrogen, Total Kjeldahl	mg/L	10 U	0.64	0.31	0.4	0.38	0.60 U	0.60 U
Orthophosphate	mg/L	0.33	0.30 U	0.66	0.30 U	0.30 U	0.30 U	0.30 U
Sulfide, Total	mg/L	0.10 U	0.10 U	0.10 U	0.10 U	0.10 U	0.10 U	0.10 U
Total Organic Carbon	mg/L	2	0.9	1.2	1.4	0.8	1.4	1.4
Chloride	mg/L	32.4	23.6	34.7	32.2	22.5	11.4	10.3
Nitrogen, Nitrate	mg/L	0.1 U	0.7	0.9	0.1 U	0.1 U	1.6	0.2
Nitrogen, Nitrite	mg/L	0.1 U	0.1 U	0.1 U	0.1 U	0.1 U	0.1 U	0.1 U
Sulfate	mg/L	114	911	99.4	148	170	1,250	1,870
Iron, Dissolved	mg/L	0.030 U	0.030 U	0.030 U	0.030 U	0.030 U	0.100 U	0.030 U

ATTACHMENT C

GROUNDWATER ANALYTICAL RESULTS
WATER TABLE AQUIFER

	Sample ID:	MW03R-GW-017	MW03R-GW-018	MW03R-GW-019	MW03R-GW-020	MW03R-GW-021	MW03R-GW-022	MW03R-GW-023
	Date:	Dec-04	Mar-05	Jun-05	Sep-05	Dec-05	Mar-06	Jun-06
	Dam Position:	Dam Down	Dam Up	Dam Down	Dam Down	Dam Up	Dam Up	Dam Down
<i>Compliance Parameters</i>	Units							
Lead	mg/L	0.00050 U	0.0016 U	NS	NS	NS	NS	NS
Benzene	µg/L	0.59	0.25 U	0.170 U	0.10 U	0.500 U	0.500 U	0.500 U
Ethylbenzene	µg/L	0.74	0.43 U	0.63 U	0.44 U	1.00 U	1.00 U	1.00 U
Toluene	µg/L	0.25 U	0.25 U	0.09 U	0.09 U	1.00 U	1.00 U	1.00 U
Xylenes	µg/L	0.64	0.38 U	0.93 U	0.24 U	3.00 U	3.00 U	3.00 U
Acenaphthene	µg/L	0.89	0.13 U	0.13 U	0.13 U	0.130 U	0.130 U	0.0490 U
Acenaphthylene	µg/L	1.19	0.17 U	0.17 U	0.18 U	0.170 U	0.170 U	0.0850 U
Anthracene	µg/L	0.033	0.0094 U	0.0095 U	0.0096 U	0.00930 U	0.00930 U	0.0100 U
Benzo(a)anthracene ^a	µg/L	0.034 U	0.019 U	0.019 U	0.020 U	0.0190 U	0.0190 U	0.00300 U
Benzo(a)pyrene ^a	µg/L	0.030 U	0.019 U	0.019 U	0.020 U	0.0370 U	0.0370 U	0.0320 U
Benzo(b)fluoranthene ^a	µg/L	0.039 U	0.037 U	0.038 U	0.038 U	0.0230 U	0.0230 U	0.0130 U
Benzo(g,h,i)perylene	µg/L	0.037 U	0.032 U	0.033 U	0.033 U	0.0190 U	0.0190 U	0.00900 U
Benzo(k)fluoranthene ^a	µg/L	0.14 U	0.023 U	0.023 U	0.024 U	0.0320 U	0.0320 U	0.0150 U
Chrysene ^a	µg/L	0.031 U	0.020 U	0.020 U	0.021 U	0.0200 U	0.0200 U	0.00500 U
Dibenzo(a,h)anthracene ^a	µg/L	0.026 U	0.033 U	0.034 U	0.034 U	0.0330 U	0.0330 U	0.0100 U
Fluoranthene	µg/L	0.069 U	0.032 U	0.033 U	0.033 U	0.0320 U	0.0320 U	0.0100 U
Fluorene	µg/L	0.027 U	0.029 U	0.030 U	0.030 U	0.0290 U	0.0290 U	0.0100 U
Indeno(1,2,3-cd)pyrene ^a	µg/L	0.039 U	0.038 U	0.039 U	0.039 U	0.0380 U	0.0380 U	0.00700 U
Naphthalene	µg/L	0.99	0.10 U	0.10 U	0.10 U	0.100 U	0.100 U	0.157 J
Phenanthrene	µg/L	0.17	0.015 U	0.015 U	0.015 U	0.0150 U	0.0150 U	0.0185 J
Pyrene	µg/L	0.11 U	0.036 U	0.037 U	0.037 U	0.0360 U	0.0360 U	0.0190 U
<i>MNA Parameters</i>								
Ethylene	mg/L	0.010 U	0.008 U	0.008 U	0.010 U	0.016 U	0.010 U	0.013 U
Ethane	mg/L	0.010 U	0.008 U	0.008 U	0.010 U	0.016 U	0.010 U	0.013 U
Methane	mg/L	0.045	0.006 U	0.007	0.007 U	0.011 U	0.007 U	0.009 U
Alkalinity	mg/L	129	NA	71	107	230	224	96
Nitrogen, Ammonia	mg/L	0.30 U	0.30 U	0.30 U	0.30 U	0.30 U	0.30 U	0.30 U
Nitrogen, Total Kjeldahl	mg/L	0.60 U	0.60 U	0.60 U	0.60 U	0.60 U	0.60 U	0.60 U
Orthophosphate	mg/L	0.30 U	0.30	0.30 U	0.30 U	0.30 U	0.30 U	0.30 U
Sulfide, Total	mg/L	0.10 U	0.10 U	0.10 U	0.10 U	0.10 U	0.10 U	0.10 U
Total Organic Carbon	mg/L	1.7	1.0	0.9	1.24	1.02	0.95	0.89
Chloride	mg/L	13	38	22.9	15.6	28.8	38.0	32.9
Nitrogen, Nitrate	mg/L	0.1 U	4.3	1.3	0.2	6.9	5.9	2.9
Nitrogen, Nitrite	mg/L	0.1 U	0.1 U	0.8	0.1	0.1 U	0.1 U	0.4
Sulfate	mg/L	1,100	116	451	53.7	138	51.0	327
Iron, Dissolved	mg/L	0.044	0.030 U	0.030 U	0.030 U	0.030 U	0.030 U	0.030 U

ATTACHMENT C

GROUNDWATER ANALYTICAL RESULTS
WATER TABLE AQUIFER

	Sample ID:	MW03R-GW-024	MW03R-GW-025	MW03R-GW-026	MW03R-GW-027	MW03R-GW-028
	Date:	Sep-06	Dec-06	Mar-07	Jun-07	Sep-07
	Dam Position:	Dam Down	Dam Up	Dam Up	Dam Down	Dam Down
<u>Compliance Parameters</u>	Units					
Lead	mg/L	NS	NS	NS	NS	NS
Benzene	µg/L	0.500 U	0.500 U	0.500 U	0.500 U	0.500 U
Ethylbenzene	µg/L	1.00 U	1.00 U	1.00 U	1.00 U	1.00 U
Toluene	µg/L	1.00 U	1.00 U	1.00 U	1.00 U	1.00 U
Xylenes	µg/L	3.00 U	3.00 U	3.00 U	3.00 U	3.00 U
Acenaphthene	µg/L	0.137 J	0.0490 U	0.0490 U	0.0490 U	0.0490 U
Acenaphthylene	µg/L	0.0850 U	0.0850 U	0.0850 U	0.0850 U	0.0850 U
Anthracene	µg/L	0.0100 U	0.0100 U	0.0100 U	0.0100 U	0.0100 U
Benzo(a)anthracene ^a	µg/L	0.00300 U	0.00300 U	0.00300 U	0.00300 U	0.00300 U
Benzo(a)pyrene ^a	µg/L	0.0320 U	0.0320 U	0.0320 U	0.0320 U	0.0320 U
Benzo(b)fluoranthene ^a	µg/L	0.0130 U	0.0130 U	0.0130 U	0.0130 U	0.0130 U
Benzo(g,h,i)perylene	µg/L	0.00900 U	0.00900 U	0.00900 U	0.00900 U	0.00900 U
Benzo(k)fluoranthene ^a	µg/L	0.0150 U	0.0150 U	0.0150 U	0.0150 U	0.0150 U
Chrysene ^a	µg/L	0.00500 U	0.00500 U	0.00500 U	0.00500 U	0.00500 U
Dibenzo(a,h)anthracene ^a	µg/L	0.0100 U	0.0100 U	0.0100 U	0.0100 U	0.0100 U
Fluoranthene	µg/L	0.0100 U	0.0100 U	0.0100 U	0.0100 U	0.0100 U
Fluorene	µg/L	0.0627 J	0.0100 U	0.0100 U	0.0100 U	0.0100 U
Indeno(1,2,3-cd)pyrene ^a	µg/L	0.00700 U	0.00700 U	0.00700 U	0.00700 U	0.00700 U
Naphthalene	µg/L	0.0890 J	0.0540 U	0.0540 U	0.0540 U	0.0540 U
Phenanthrene	µg/L	0.0384 J	0.00982 J	0.00700 U	0.00700 U	0.00700 U
Pyrene	µg/L	0.0190 U	0.0190 U	0.0190 U	0.0190 U	0.0190 U
<u>MNA Parameters</u>						
Ethylene	mg/L	0.015 U	0.010 U	0.010 U	0.007 U	0.010 U
Ethane	mg/L	0.015 U	0.010 U	0.010 U	0.007 U	0.010 U
Methane	mg/L	0.013	0.007 U	0.007 U	0.005 U	0.007 U
Alkalinity	mg/L	177	226	229	120	82
Nitrogen, Ammonia	mg/L	0.30 U	0.30 U	0.30 U	0.30 U	0.30 U
Nitrogen, Total Kjeldahl	mg/L	0.60 U	0.60 U	0.60 U	0.60 U	0.60 U
Orthophosphate	mg/L	0.30 U	0.30 U	0.30 U	0.17	0.10 U
Sulfide, Total	mg/L	0.10 U	0.10 U	0.10 U	0.10 U	0.10 U
Total Organic Carbon	mg/L	1.26	0.78	0.92	1.41	1.41
Chloride	mg/L	30.9	35.7	40.5	30.6	22.6
Nitrogen, Nitrate	mg/L	0.3	2.4	5.5	2.8	1.2
Nitrogen, Nitrite	mg/L	0.1 U	0.1 U	0.1 U	0.6	1.0
Sulfate	mg/L	122	76.9	86.0	395.0	553.0
Iron, Dissolved	mg/L	0.030 U	0.030 U	0.030 U	0.030 U	0.100 U

ATTACHMENT C

GROUNDWATER ANALYTICAL RESULTS
WATER TABLE AQUIFER

Sample ID:	MW04-GW-004	MW04-GW-005	MW04-GW-006	MW04-GW-007	MW04-GW-008	MW04-GW-NA1	MW04-GW-009	
Date:	Aug-95	Dec-96	May-97	Nov-97	May-98	Jul-99	Nov-01	
Dam Position:	Dam Down	Dam Down	Dam Up	Dam Down	Dam Down	Dam Down	Dam Down	
<i>Compliance Parameters</i>								
	Units							
Lead	mg/L	0.0050 U	0.0050 U	0.0050 U	0.0053	0.0040 U	NA	0.0040 U
Benzene	µg/L	8.6	3.4	1.4	1.2	1	1 U	1.0 U
Ethylbenzene	µg/L	1.0 U	1.0 U	1.0 U	1.0 U	1.0 U	1 U	1.0 U
Toluene	µg/L	1.0 U	1.0 U	1.0 U	1.0 U	1.0 U	1 U	1.0 U
Xylenes	µg/L	1.0 U	3.0 U	3.0 U	3.0 U	3.0 U	1 U	3.0 U
Acenaphthene	µg/L	18 U	0.50 U	1.6	0.14 U	2.72	6	0.19 U
Acenaphthylene	µg/L	10 U	2.34	0.089 U	0.14 U	0.14 U	2 U	0.19 U
Anthracene	µg/L	6.6 U	0.30 U	0.063 U	0.056 U	0.056 U	0.5 U	0.10 U
Benzo(a)anthracene ^a	µg/L	0.13 U	0.055 U	0.036 U	0.056 U	0.056 U	0.1 U	0.10 U
Benzo(a)pyrene ^a	µg/L	0.23 U	0.10 U	0.094 U	0.056 U	0.056 U	0.1 U	0.10 U
Benzo(b)fluoranthene ^a	µg/L	0.18 U	0.15 U	0.016 U	0.056 U	0.056 U	0.1 U	0.10 U
Benzo(g,h,i)perylene	µg/L	0.76 U	0.18 U	0.069 U	0.056 U	0.056 U	0.1 U	0.10 U
Benzo(k)fluoranthene ^a	µg/L	0.17 U	0.12 U	0.026 U	0.056 U	0.056 U	0.1 U	0.10 U
Chrysene ^a	µg/L	1.5 U	0.060 U	0.024 U	0.056 U	0.056 U	0.1 U	0.10 U
Dibenzo(a,h)anthracene ^a	µg/L	0.3 U	0.13 U	0.022 U	0.056 U	0.056 U	0.1 U	0.10 U
Fluoranthene	µg/L	2.1 U	0.10 U	0.054 U	0.056 U	0.056 U	0.5	0.10 U
Fluorene	µg/L	2.1 U	0.75	0.13 U	0.11 U	0.11 U	0.5 U	0.19 U
Indeno(1,2,3-cd)pyrene ^a	µg/L	0.43 U	0.13 U	0.057 U	0.056 U	0.056 U	0.1 U	0.10 U
Naphthalene	µg/L	10 U	0.38 U	0.22	0.056 U	0.056 U	2 U	0.10 U
Phenanthrene	µg/L	6.4 U	0.060 U	0.061 U	0.056 U	0.056 U	0.5 U	0.10 U
Pyrene	µg/L	2.7 U	0.084 U	0.12 U	0.14 U	0.14 U	0.7	0.19 U
<i>MNA Parameters</i>								
Ethylene	mg/L	NS	NS	NS	NS	NA	NA	0.007 U
Ethane	mg/L	NS	NS	NS	NS	NA	NA	0.007 U
Methane	mg/L	NS	NS	NS	NS	0.05	0.007 U	0.024
Alkalinity	mg/L	NS	NS	NS	NS	351	342	369
Nitrogen, Ammonia	mg/L	NS	NS	NS	NS	1.29	1.06	1.0 U
Nitrogen, Total Kjeldahl	mg/L	NS	NS	NS	NS	10 U	1.66	10 U
Orthophosphate	mg/L	NS	NS	NS	NS	0.1 U	0.39	0.30 U
Sulfide, Total	mg/L	NS	NS	NS	NS	0.13	0.14	0.42
Total Organic Carbon	mg/L	NS	NS	NS	NS	14.7	3.6	4.7
Chloride	mg/L	NS	NS	NS	NS	45.7	22	23
Nitrogen, Nitrate	mg/L	NS	NS	NS	NS	0.1 U	0.1 U	0.1 U
Nitrogen, Nitrite	mg/L	NS	NS	NS	NS	0.1 U	0.1 U	0.1 U
Sulfate	mg/L	NS	NS	NS	NS	105	133	104
Iron, Dissolved	mg/L	NS	NS	NS	NS	NS	0.071	0.683

ATTACHMENT C

GROUNDWATER ANALYTICAL RESULTS
WATER TABLE AQUIFER

Sample ID:	MW04-GW-010	MW04-GW-011	MW04-GW-012	MW04-GW-013	MW04-GW-014	MW04-GW-015	MW04-GW-016	
Date:	Mar-03	Jun-03	Sep-03	Dec-03	Mar-04	Jun-04	Sep-04	
Dam Position:	Dam Down	Dam Down	Dam Up	Dam Down	Dam Down	Dam Down	Dam Down	
<u>Compliance Parameters</u>		<u>Units</u>						
Lead	mg/L	0.0040 U	0.0040 U	0.0015 U	0.0015 U	0.00128 B	0.00050 U	0.0050 U
Benzene	µg/L	0.5 U	0.5 U	0.25 U	0.25 U	0.25 U	0.25 U	0.25 U
Ethylbenzene	µg/L	1.0 U	1.0 U	0.43 U	0.43 U	0.43 U	0.43 U	0.43 U
Toluene	µg/L	1.0 U	1.0 U	0.25 U	0.25 U	1	0.25 U	0.39
Xylenes	µg/L	3.0 U	3	0.38 U	0.38 U	0.38 U	0.38 U	0.38 U
Acenaphthene	µg/L	0.19 U	0.19 U	0.709	0.354	0.205	0.672	0.387
Acenaphthylene	µg/L	0.19 U	0.19 U	0.055 U	0.055 U	0.12 U	0.12 U	0.12 U
Anthracene	µg/L	0.19 U	0.19 U	0.024 U	0.024 U	0.024 U	0.024 U	0.056
Benzo(a)anthracene ^a	µg/L	0.13 U	0.13 U	0.028 U	0.028 U	0.033 U	0.033 U	0.034 U
Benzo(a)pyrene ^a	µg/L	0.19 U	0.19 U	0.050 U	0.050 U	0.029 U	0.029 U	0.030 U
Benzo(b)fluoranthene ^a	µg/L	0.10 U	0.10 U	0.035 U	0.035 U	0.038 U	0.038 U	0.039 U
Benzo(g,h,i)perylene	µg/L	0.10 U	0.18	0.035 U	0.035 U	0.036 U	0.036 U	0.037 U
Benzo(k)fluoranthene ^a	µg/L	0.10 U	0.10 U	0.038 U	0.038 U	0.14 U	0.14 U	0.14 U
Chrysene ^a	µg/L	0.10 U	0.10 U	0.032 U	0.032 U	0.030 U	0.030 U	0.031 U
Dibenzo(a,h)anthracene ^a	µg/L	0.10 U	0.14	0.039 U	0.039 U	0.025 U	0.025 U	0.026 U
Fluoranthene	µg/L	0.19 U	0.19 U	0.049 U	0.049 U	0.067 U	0.067 U	0.069 U
Fluorene	µg/L	0.19 U	0.19 U	0.042 U	0.042 U	0.026 U	0.155	0.027 U
Indeno(1,2,3-cd)pyrene ^a	µg/L	0.10 U	0.10 U	0.034 U	0.034 U	0.038 U	0.038 U	0.039 U
Naphthalene	µg/L	0.10 U	0.10 U	0.054 U	0.054 U	0.042 U	0.042 U	0.043 U
Phenanthrene	µg/L	0.10 U	0.10 U	0.035 U	0.035 U	0.018 U	0.018 U	0.019 U
Pyrene	µg/L	0.19 U	0.19 U	0.099 U	0.145	0.11 U	0.11 U	0.166
<u>MNA Parameters</u>								
Ethylene	mg/L	NS	0.010 U	0.008 U	0.010 U	0.058 U	0.008 U	0.008 U
Ethane	mg/L	NS	0.010 U	0.008 U	0.010 U	0.058 U	0.008 U	0.008 U
Methane	mg/L	NS	0.007 U	0.006	0.008	0.06	0.039	0.019
Alkalinity	mg/L	NS	376	286	364	347	458	546
Nitrogen, Ammonia	mg/L	NS	0.8	0.71	0.89	0.45	0.9	1.05
Nitrogen, Total Kjeldahl	mg/L	NS	1.15	0.87	0.94	0.79	1.48	1.47
Orthophosphate	mg/L	NS	1.48	0.78	0.62	0.30 U	0.35	0.34
Sulfide, Total	mg/L	NS	0.10 U	0.1	0.10 U	0.10 U	0.10 U	0.10 U
Total Organic Carbon	mg/L	NS	5	4.1	3.1	3.9	5.2	4.9
Chloride	mg/L	NS	29.4	29.6	31.3	38.1	33.2	26.4
Nitrogen, Nitrate	mg/L	NS	0.1 U	0.1	0.1 U	0.1	0.1 U	0.1 U
Nitrogen, Nitrite	mg/L	NS	0.1 U	0.1 U	0.1 U	0.1	0.1 U	0.1 U
Sulfate	mg/L	NS	174	91.9	35.3	93.8	513	511
Iron, Dissolved	mg/L	NS	0.931	0.08	0.030 U	0.030 U	3.32	1.05

ATTACHMENT C

GROUNDWATER ANALYTICAL RESULTS
WATER TABLE AQUIFER

Sample ID:	MW04-GW-017	MW04-GW-018	MW04-GW-019	MW04-GW-020	MW04-GW-021	MW04-GW-022	MW04-GW-023	
Date:	Dec-04	Mar-05	Jun-05	Sep-05	Dec-05	Mar-06	Jun-06	
Dam Position:	Dam Down	Dam Up	Dam Down	Dam Down	Dam Up	Dam Up	Dam Down	
<i>Compliance Parameters</i>								
	Units							
Lead	mg/L	0.00050 U	0.0016 U	NS	NS	NS	NS	NS
Benzene	µg/L	0.25 U	0.25 U	0.170 U	0.17	0.500 U	0.500 U	0.700
Ethylbenzene	µg/L	0.43 U	0.43 U	0.63 U	0.44 U	1.00 U	1.00 U	1.00 U
Toluene	µg/L	0.25 U	0.25 U	0.09 U	0.09 U	1.00 U	1.00 U	1.00 U
Xylenes	µg/L	0.38 U	0.38 U	0.93 U	0.24 U	3.00 U	3.00 U	3.00 U
Acenaphthene	µg/L	0.073 U	0.257	1.46	0.13 U	0.798	0.911	0.442
Acenaphthylene	µg/L	0.12 U	0.17 U	0.17 U	0.18 U	0.175 U	0.170 U	0.0850 U
Anthracene	µg/L	0.024 U	0.0095 U	0.201	0.0096 U	0.00959 U	0.00930 U	0.0100 U
Benzo(a)anthracene ^a	µg/L	0.033 U	0.019 U	0.019 U	0.020 U	0.0196 U	0.0190 U	0.00300 U
Benzo(a)pyrene ^a	µg/L	0.029 U	0.019 U	0.019 U	0.020 U	0.0381 U	0.0370 U	0.0320 U
Benzo(b)fluoranthene ^a	µg/L	0.038 U	0.038 U	0.037 U	0.038 U	0.0237 U	0.0230 U	0.0130 U
Benzo(g,h,i)perylene	µg/L	0.036 U	0.033 U	0.032 U	0.033 U	0.0196 U	0.0190 U	0.00900 U
Benzo(k)fluoranthene ^a	µg/L	0.14 U	0.023 U	0.023 U	0.024 U	0.0330 U	0.0320 U	0.0150 U
Chrysene ^a	µg/L	0.030 U	0.020 U	0.020 U	0.021 U	0.0206 U	0.0200 U	0.00500 U
Dibenzo(a,h)anthracene ^a	µg/L	0.025 U	0.034 U	0.033 U	0.034 U	0.0340 U	0.0330 U	0.0100 U
Fluoranthene	µg/L	0.067 U	0.033 U	0.032 U	0.033 U	0.0330 U	0.0320 U	0.0100 U
Fluorene	µg/L	0.026 U	0.030 U	1.18	0.030 U	0.0299 U	0.511	0.0100 U
Indeno(1,2,3-cd)pyrene ^a	µg/L	0.038 U	0.039 U	0.038 U	0.039 U	0.0392 U	0.0380 U	0.00700 U
Naphthalene	µg/L	0.042 U	0.10 U	0.10 U	0.10 U	0.103 U	0.253	0.0540 U
Phenanthrene	µg/L	0.018 U	0.015 U	0.174	0.015 U	0.0155 U	0.0150 U	0.124
Pyrene	µg/L	0.11 U	0.037 U	0.649	0.037 U	0.277	0.0360 U	0.246
<i>MNA Parameters</i>								
Ethylene	mg/L	0.010 U	0.010 U	0.007 U	0.014 U	0.008 U	0.008 U	0.010 U
Ethane	mg/L	0.010 U	0.010 U	0.007 U	0.014 U	0.008 U	0.008 U	0.010 U
Methane	mg/L	0.007 U	0.007 U	0.014	0.010 U	0.006	0.006	0.007 U
Alkalinity	mg/L	486	NA	488	516	515	407	430
Nitrogen, Ammonia	mg/L	0.34	0.69	0.91	0.54	1.01	0.47	0.93
Nitrogen, Total Kjeldahl	mg/L	0.84	0.95	1.27	1.04	1.42	0.82	1.39
Orthophosphate	mg/L	0.30 U	0.51	0.51	0.75	0.30 U	0.52	0.60
Sulfide, Total	mg/L	0.10 U	0.10 U	0.10 U	0.10 U	0.10 U	0.10 U	0.10 U
Total Organic Carbon	mg/L	4.1	5.5	4.8	5.74	5.35	11.3	4.05
Chloride	mg/L	20.4	21.4	28.8	25.9	21.9	34.6	33.7
Nitrogen, Nitrate	mg/L	0.2	0.1	0.1 U	0.6	0.2	0.2	1.5
Nitrogen, Nitrite	mg/L	0.6	0.1 U	0.1 U	0.5	0.1 U	0.1 U	0.5
Sulfate	mg/L	490	159	391	334	501	91.4	334
Iron, Dissolved	mg/L	0.061	0.258	0.451	0.105	0.214	0.060	0.099

ATTACHMENT C

GROUNDWATER ANALYTICAL RESULTS
WATER TABLE AQUIFER

	Sample ID:	MW04-GW-024	MW04-GW-025	MW04-GW-026	MW04-GW-027	MW04-GW-028
	Date:	Sep-06	Dec-06	Mar-07	Jun-07	Sep-07
	Dam Position:	Dam Down	Dam Up	Dam Up	Dam Down	Dam Down
<u>Compliance Parameters</u>	Units					
Lead	mg/L	NS	NS	NS	NS	NS
Benzene	µg/L	0.500 U	0.500 U	0.500 U	0.500 U	0.500 U
Ethylbenzene	µg/L	1.00 U	1.00 U	1.00 U	1.00 U	1.00 U
Toluene	µg/L	1.00 U	1.00 U	1.00 U	1.00 U	1.00 U
Xylenes	µg/L	3.00 U	3.00 U	3.00 U	3.00 U	3.00 U
Acenaphthene	µg/L	0.600	0.945	0.592	0.803	0.506
Acenaphthylene	µg/L	0.0850 U	0.0850 U	0.0850 U	0.0850 U	0.0850 U
Anthracene	µg/L	0.0912 J	0.399	0.145	0.0100 U	0.0730 J
Benzo(a)anthracene ^a	µg/L	0.00300 U	0.128	0.00300 U	0.00300 U	0.00300 U
Benzo(a)pyrene ^a	µg/L	0.0320 U	0.0320 U	0.0320 U	0.0320 U	0.0320 U
Benzo(b)fluoranthene ^a	µg/L	0.0130 U	0.0130 U	0.0130 U	0.0130 U	0.0130 U
Benzo(g,h,i)perylene	µg/L	0.00900 U	0.00900 U	0.00900 U	0.00900 U	0.00900 U
Benzo(k)fluoranthene ^a	µg/L	0.0150 U	0.0150 U	0.0150 U	0.0150 U	0.0150 U
Chrysene ^a	µg/L	0.00500 U	0.121	0.00500 U	0.00500 U	0.00500 U
Dibenzo(a,h)anthracene ^a	µg/L	0.0100 U	0.0100 U	0.0100 U	0.0100 U	0.0100 U
Fluoranthene	µg/L	0.0100 U	0.798	0.0100 U	0.0100 U	0.0100 U
Fluorene	µg/L	0.230	0.780	1.18	0.945	0.827
Indeno(1,2,3-cd)pyrene ^a	µg/L	0.00700 U	0.00700 U	0.00700 U	0.00700 U	0.00700 U
Naphthalene	µg/L	0.0540 U	2.37	0.0540 U	0.0540 U	0.0571 J
Phenanthrene	µg/L	0.159	1.08	0.158	0.197	0.194
Pyrene	µg/L	0.123	1.99	0.412	0.266	0.153
<u>MNA Parameters</u>						
Ethylene	mg/L	0.010 U	0.010 U	0.008 U	0.007 U	0.010 U
Ethane	mg/L	0.010 U	0.010 U	0.008 U	0.007 U	0.010 U
Methane	mg/L	0.007 U	0.007	0.005 U	0.025	0.007 U
Alkalinity	mg/L	416	366	310	421	435
Nitrogen, Ammonia	mg/L	0.37	0.59	0.62	0.79	0.89
Nitrogen, Total Kjeldahl	mg/L	0.86	1.32	0.94	1.45	1.10
Orthophosphate	mg/L	0.34	0.40	0.38	0.29	0.51
Sulfide, Total	mg/L	0.10 U	0.10 U	0.10 U	0.10 U	0.10 U
Total Organic Carbon	mg/L	4.20	3.65	2.86	4.45	4.80
Chloride	mg/L	30.0	33.5	41.8	32.4	28.5
Nitrogen, Nitrate	mg/L	0.5	0.3	0.4	0.5	0.2
Nitrogen, Nitrite	mg/L	0.1 U	0.1 U	0.1 U	0.1 U	0.1 U
Sulfate	mg/L	122	73.4	66.3	358	158
Iron, Dissolved	mg/L	0.180	0.100	0.072	0.071	0.172

ATTACHMENT C

GROUNDWATER ANALYTICAL RESULTS
WATER TABLE AQUIFER

Sample ID:	MW06-GW-004	MW06-GW-005	MW06-GW-006	MW06-GW-007	MW06-GW-008	MW06-GW-NA1	MW06-GW-009	
Date:	Aug-95	Dec-96	May-97	Nov-97	May-98	Jul-99	Nov-01	
Dam Position:	Dam Down	Dam Down	Dam Up	Dam Down	Dam Down	Dam Down	Dam Down	
<i>Compliance Parameters</i>								
	Units							
Lead	mg/L	0.0209	0.0050 U	0.0050 U	0.0509	0.0091	NA	0.0040 U
Benzene	µg/L	1.0 U	0.5 U	0.5 U	0.5 U	0.5 U	5. U	1.0 U
Ethylbenzene	µg/L	1.0 U	1.0 U	1.0 U	1.0 U	1.0 U	5. U	1.0 U
Toluene	µg/L	1.0 U	1.0 U	1.0 U	1.0 U	1.0 U	5. U	1.0 U
Xylenes	µg/L	1.0 U	3.0 U	3.0 U	3.0 U	3.0 U	5. U	3.0 U
Acenaphthene	µg/L	18 U	0.50 U	0.078 U	0.14 U	0.14 U	2. U	0.19 U
Acenaphthylene	µg/L	10 U	1.60 U	0.084 U	0.14 U	0.14 U	2. U	0.19 U
Anthracene	µg/L	6.6 U	0.030 U	0.060 U	0.055 U	0.056 U	0.5 U	0.10 U
Benzo(a)anthracene ^a	µg/L	0.13 U	0.055 U	0.034 U	0.055 U	0.056 U	0.1 U	0.10 U
Benzo(a)pyrene ^a	µg/L	0.23 U	0.10 U	0.088 U	0.055 U	0.056 U	0.1 U	0.10 U
Benzo(b)fluoranthene ^a	µg/L	0.18 U	0.15 U	0.015 U	0.055 U	0.056 U	0.1 U	0.10 U
Benzo(g,h,i)perylene	µg/L	0.76 U	0.18 U	0.065 U	0.055 U	0.056 U	0.1 U	0.10 U
Benzo(k)fluoranthene ^a	µg/L	0.17 U	0.12 U	0.025 U	0.055 U	0.056 U	0.1 U	0.10 U
Chrysene ^a	µg/L	1.5 U	0.060 U	0.023 U	0.055 U	0.056 U	0.1 U	0.10 U
Dibenzo(a,h)anthracene ^a	µg/L	0.3 U	0.13 U	0.021 U	0.055 U	0.056 U	0.1 U	0.10 U
Fluoranthene	µg/L	2.1 U	0.10 U	0.052 U	0.055 U	0.056 U	0.2 U	0.10 U
Fluorene	µg/L	2.1 U	0.082 U	0.12 U	0.11 U	0.11 U	0.5 U	0.19 U
Indeno(1,2,3-cd)pyrene ^a	µg/L	0.43 U	0.13 U	0.054 U	0.055 U	0.056 U	0.1 U	0.10 U
Naphthalene	µg/L	10 U	3.38	0.038 U	0.055 U	0.056 U	2. U	0.10 U
Phenanthrene	µg/L	6.4 U	0.060 U	0.058 U	0.055 U	0.056 U	0.5 U	0.10 U
Pyrene	µg/L	2.7 U	0.084 U	0.11 U	0.14 U	0.14 U	0.2 U	0.19 U
<i>MNA Parameters</i>								
Ethylene	mg/L	NS	NS	NS	NS	NA	NA	0.007 U
Ethane	mg/L	NS	NS	NS	NS	NA	NA	0.007 U
Methane	mg/L	NS	NS	NS	NS	0.02 U	0.007 U	0.01
Alkalinity	mg/L	NS	NS	NS	NS	428	422	426
Nitrogen, Ammonia	mg/L	NS	NS	NS	NS	1 U	0.273	1.0 U
Nitrogen, Total Kjeldahl	mg/L	NS	NS	NS	NS	10 U	0.865	10 U
Orthophosphate	mg/L	NS	NS	NS	NS	0.1 U	0.3 U	0.49
Sulfide, Total	mg/L	NS	NS	NS	NS	0.1 U	0.1 U	0.10 U
Total Organic Carbon	mg/L	NS	NS	NS	NS	1.5	2.1	1.5
Chloride	mg/L	NS	NS	NS	NS	169	54	42.2
Nitrogen, Nitrate	mg/L	NS	NS	NS	NS	0.7	0.3	0.3
Nitrogen, Nitrite	mg/L	NS	NS	NS	NS	0.1 U	0.1 U	0.1 U
Sulfate	mg/L	NS	NS	NS	NS	661	408	256
Iron, Dissolved	mg/L	NS	NS	NS	NS	NS	0.763	3.34

ATTACHMENT C

GROUNDWATER ANALYTICAL RESULTS
WATER TABLE AQUIFER

	Sample ID:	MW06-GW-010	MW06-GW-011	MW06-GW-012	MW06-GW-013	MW06-GW-014	MW06-GW-015	MW06-GW-016
	Date:	Mar-03	Jun-03	Sep-03	Dec-03	Mar-04	Jun-04	Sep-04
	Dam Position:	Dam Down	Dam Down	Dam Up	Dam Down	Dam Down	Dam Down	Dam Down
<i>Compliance Parameters</i>								
	Units							
Lead	mg/L	0.0040 U	0.0040 U	0.0015 U	0.0016	0.00182 B	0.00050 U	0.00050 U
Benzene	µg/L	0.5 U	0.5 U	0.25 U	0.25 U	0.25 U	0.25 U	0.25 U
Ethylbenzene	µg/L	1.0 U	1.0 U	0.43 U	0.43 U	0.43 U	0.43 U	0.43 U
Toluene	µg/L	1.0 U	1.0 U	0.25 U	0.25 U	1.71	0.25 U	0.25 U
Xylenes	µg/L	3.0 U	3.0 U	0.38 U	0.38 U	0.38 U	0.38 U	0.38 U
Acenaphthene	µg/L	0.19 U	0.19 U	0.031 U	0.031 U	0.073 U	0.073 U	0.073 U
Acenaphthylene	µg/L	0.19 U	0.19 U	0.055 U	0.055 U	0.12 U	0.12 U	0.12 U
Anthracene	µg/L	0.19 U	0.19 U	0.024 U	0.024 U	0.024	0.024 U	0.024 U
Benzo(a)anthracene ^a	µg/L	0.13 U	0.13 U	0.028 U	0.028 U	0.033 U	0.033 U	0.033 U
Benzo(a)pyrene ^a	µg/L	0.19 U	0.19 U	0.050 U	0.050 U	0.029 U	0.029 U	0.029 U
Benzo(b)fluoranthene ^a	µg/L	0.10 U	0.10 U	0.035 U	0.035 U	0.038 U	0.038 U	0.038 U
Benzo(g,h,i)perylene	µg/L	0.10 U	0.10 U	0.035 U	0.035 U	0.036 U	0.036 U	0.036 U
Benzo(k)fluoranthene ^a	µg/L	0.10 U	0.10 U	0.038 U	0.038 U	0.14 U	0.14 U	0.14 U
Chrysene ^a	µg/L	0.10 U	0.10 U	0.032 U	0.032 U	0.030 U	0.030 U	0.030 U
Dibenzo(a,h)anthracene ^a	µg/L	0.10 U	0.10 U	0.039 U	0.039 U	0.025 U	0.025 U	0.025 U
Fluoranthene	µg/L	0.19 U	0.19 U	0.049 U	0.049 U	0.067 U	0.067 U	0.067 U
Fluorene	µg/L	0.19 U	0.19 U	0.042 U	0.042 U	0.026 U	0.026 U	0.026 U
Indeno(1,2,3-cd)pyrene ^a	µg/L	0.10 U	0.10 U	0.034 U	0.034 U	0.038 U	0.038 U	0.038 U
Naphthalene	µg/L	0.10 U	0.10 U	0.054 U	0.054 U	0.042 U	0.042 U	0.042 U
Phenanthrene	µg/L	0.10 U	0.10 U	0.035 U	0.035 U	0.018 U	0.018 U	0.018 U
Pyrene	µg/L	0.19 U	0.19 U	0.099 U	0.099 U	0.11 U	0.11 U	0.11 U
<i>MNA Parameters</i>								
Ethylene	mg/L	0.008 U	0.010 U	0.010 U	0.010 U	0.010 U	0.008 U	0.010 U
Ethane	mg/L	0.008 U	0.010 U	0.010 U	0.010 U	0.010 U	0.008 U	0.010 U
Methane	mg/L	0.005 U	0.007 U	0.021	0.018	0.008	0.006 U	0.007 U
Alkalinity	mg/L	324	457	361	325	309	418	459
Nitrogen, Ammonia	mg/L	1.0 U	0.10 U	0.35	0.28	0.32	0.30 U	0.30 U
Nitrogen, Total Kjeldahl	mg/L	10 U	0.25	0.49	0.38	0.47	0.60 U	0.60 U
Orthophosphate	mg/L	0.82	0.84	0.46	0.30 U	0.30 U	0.30 U	0.30 U
Sulfide, Total	mg/L	0.10 U	0.10 U	0.10 U	0.10 U	0.10 U	0.10 U	0.10 U
Total Organic Carbon	mg/L	1.3	1.2	1.6	1.4	1.2	1.2	1
Chloride	mg/L	16.2	89.5	26	30	20.5	305	95.1
Nitrogen, Nitrate	mg/L	0.1 U	5.8	0.1 U	0.1 U	0.2	9.3	5
Nitrogen, Nitrite	mg/L	0.1 U	0.1 U	0.1 U	0.1 U	0.1 U	0.5 U	0.1 U
Sulfate	mg/L	167	318	219	203	152	350	208
Iron, Dissolved	mg/L	0.876	0.211	0.21	0.566	1.38	0.446	0.145

ATTACHMENT C

GROUNDWATER ANALYTICAL RESULTS
WATER TABLE AQUIFER

Sample ID:	MW06-GW-017	MW06-GW-018	MW06-GW-019	MW06-GW-020	MW06-GW-021	MW06-GW-022	MW06-GW-023	
Date:	Dec-04	Mar-05	Jun-05	Sep-05	Dec-05	Mar-06	Jun-06	
Dam Position:	Dam Down	Dam Up	Dam Down	Dam Down	Dam Up	Dam Up	Dam Down	
<i>Compliance Parameters</i>								
	Units							
Lead	mg/L	0.00093	0.0016 U	NS	NS	NS	NS	NS
Benzene	µg/L	0.25 U	5.76	0.170 U	0.10 U	0.500 U	40.1 / 54.1	0.500 U
Ethylbenzene	µg/L	0.43 U	0.43 U	0.63 U	0.44 U	1.00 U	1.00 U / 1.00 U	1.00 U
Toluene	µg/L	0.25 U	0.25 U	0.09 U	0.09 U	1.00 U	1.00 U / 1.00 U	1.00 U
Xylenes	µg/L	0.38 U	0.38 U	0.93 U	0.24 U	3.00 U	3.00 U / 3.77	3.00 U
Acenaphthene	µg/L	0.074 U	0.341	0.13 U	0.13 U	0.133 U	3.37	0.0490 U
Acenaphthylene	µg/L	0.12 U	0.17 U	0.17 U	0.18 U	0.173 U	0.170 U	0.0850 U
Anthracene	µg/L	0.024 U	0.0095 U	0.0093 U	0.0096 U	0.00949 U	0.00930 U	0.0100 U
Benzo(a)anthracene ^a	µg/L	0.033 U	0.019 U	0.019 U	0.020 U	0.0194 U	0.0190 U	0.00300 U
Benzo(a)pyrene ^a	µg/L	0.029 U	0.019 U	0.019 U	0.020 U	0.0378 U	0.0370 U	0.0320 U
Benzo(b)fluoranthene ^a	µg/L	0.038 U	0.038 U	0.037 U	0.038 U	0.0235 U	0.0230 U	0.0130 U
Benzo(g,h,i)perylene	µg/L	0.036 U	0.033 U	0.032 U	0.033 U	0.0194 U	0.0190 U	0.00900 U
Benzo(k)fluoranthene ^a	µg/L	0.14 U	0.023 U	0.023 U	0.024 U	0.0327 U	0.0320 U	0.0150 U
Chrysene ^a	µg/L	0.030 U	0.020 U	0.020 U	0.021 U	0.204 U	0.0200 U	0.00500 U
Dibenzo(a,h)anthracene ^a	µg/L	0.025 U	0.034 U	0.033 U	0.034 U	0.0337 U	0.0330 U	0.0100 U
Fluoranthene	µg/L	0.068 U	0.033 U	0.032 U	0.033 U	0.0327 U	0.0320 U	0.0100 U
Fluorene	µg/L	0.026 U	0.030 U	0.029 U	0.030 U	0.0296 U	0.0290 U	0.0100 U
Indeno(1,2,3-cd)pyrene ^a	µg/L	0.038 U	0.039 U	0.038 U	0.039 U	0.0388 U	0.0380 U	0.00700 U
Naphthalene	µg/L	0.042 U	0.10 U	0.10 U	0.10 U	0.102 U	2.94	0.0540 U
Phenanthrene	µg/L	0.018 U	0.015 U	0.015 U	0.015 U	0.0153 U	0.0150 U	0.00700 U
Pyrene	µg/L	0.11 U	0.037 U	0.036 U	0.037 U	0.0367 U	0.0360 U	0.0190 U
<i>MNA Parameters</i>								
Ethylene	mg/L	0.007 U	0.013 U	0.010 U	0.008 U	0.010 U	0.010 U	0.010 U
Ethane	mg/L	0.007 U	0.013 U	0.010 U	0.008 U	0.010 U	0.010 U	0.010 U
Methane	mg/L	0.005 U	0.032	0.007 U	0.006 U	0.007 U	0.016	0.007 U
Alkalinity	mg/L	443	NA	431	497	442	385	362
Nitrogen, Ammonia	mg/L	0.30 U	0.30 U	0.30 U	0.30 U	0.30 U	0.30	0.30 U
Nitrogen, Total Kjeldahl	mg/L	0.60 U	0.60 U	0.60 U	0.60 U	0.60 U	0.60 U	0.60 U
Orthophosphate	mg/L	0.31	0.30 U	0.30 U	0.39	0.30 U	0.30 U	0.30 U
Sulfide, Total	mg/L	0.10 U	0.10 U	0.10 U	0.10 U	0.10 U	0.10 U	0.10 U
Total Organic Carbon	mg/L	1	1.5	1	1.84	1.65	2.17	1.15
Chloride	mg/L	200	46.8	314	31.4	80.9	36.0	571
Nitrogen, Nitrate	mg/L	5.4	0.3	9	7.2	1.3	0.1 U	7.3
Nitrogen, Nitrite	mg/L	0.1 U	0.1 U	0.1 U	0.1 U	0.1 U	0.1 U	0.1 U
Sulfate	mg/L	292	288	302	123	424	383	390
Iron, Dissolved	mg/L	0.198	0.073	0.536	0.083	0.436	0.572	0.409

ATTACHMENT C

GROUNDWATER ANALYTICAL RESULTS
WATER TABLE AQUIFER

	Sample ID:	MW06-GW-024	MW06-GW-025	MW06-GW-026	MW06-GW-027	MW06-GW-028
	Date:	Sep-06	Dec-06	Mar-07	Jun-07	Sep-07
	Dam Position:	Dam Down	Dam Up	Dam Up	Dam Down	Dam Down
<i>Compliance Parameters</i>						
	Units					
Lead	mg/L	NS	NS	NS	NS	NS
Benzene	µg/L	0.500 U	0.500 U	0.500 U	0.500 U	0.500 U
Ethylbenzene	µg/L	1.00 U	1.00 U	1.00 U	1.00 U	1.00 U
Toluene	µg/L	1.00 U	1.00 U	1.00 U	1.00 U	1.00 U
Xylenes	µg/L	3.00 U	3.00 U	3.00 U	3.00 U	3.00 U
Acenaphthene	µg/L	0.0490 U	0.0490 U	0.0490 U	0.0490 U	0.0490 U
Acenaphthylene	µg/L	0.0850 U	0.0850 U	0.0850 U	0.0850 U	0.0850 U
Anthracene	µg/L	0.0100 U	0.0100 U	0.0100 U	0.0100 U	0.0100 U
Benzo(a)anthracene ^a	µg/L	0.00300 U	0.00300 U	0.00300 U	0.00300 U	0.00300 U
Benzo(a)pyrene ^a	µg/L	0.0320 U	0.0320 U	0.0320 U	0.0320 U	0.0320 U
Benzo(b)fluoranthene ^a	µg/L	0.0130 U	0.0130 U	0.0130 U	0.0130 U	0.0130 U
Benzo(g,h,i)perylene	µg/L	0.00900 U	0.00900 U	0.00900 U	0.00900 U	0.00900 U
Benzo(k)fluoranthene ^a	µg/L	0.0150 U	0.0150 U	0.0150 U	0.0150 U	0.0150 U
Chrysene ^a	µg/L	0.00500 U	0.00500 U	0.00500 U	0.00500 U	0.00500 U
Dibenzo(a,h)anthracene ^a	µg/L	0.0100 U	0.0100 U	0.0100 U	0.0100 U	0.0100 U
Fluoranthene	µg/L	0.0100 U	0.0100 U	0.0100 U	0.0100 U	0.0100 U
Fluorene	µg/L	0.0100 U	0.0100 U	0.0100 U	0.0100 U	0.0100 U
Indeno(1,2,3-cd)pyrene ^a	µg/L	0.00700 U	0.00700 U	0.00700 U	0.00700 U	0.00700 U
Naphthalene	µg/L	0.0540 U	0.0540 U	0.0540 U	0.0540 U	0.0540 U
Phenanthrene	µg/L	0.00700 U	0.00700 U	0.00700 U	0.00700 U	0.00700 U
Pyrene	µg/L	0.0190 U	0.0190 U	0.0190 U	0.0190 U	0.0190 U
<i>MNA Parameters</i>						
Ethylene	mg/L	0.010 U	0.008 U	0.010 U	0.013 U	0.010 U
Ethane	mg/L	0.010 U	0.008 U	0.010 U	0.013 U	0.010 U
Methane	mg/L	0.007 U	0.009	0.007 U	0.009 U	0.007 U
Alkalinity	mg/L	386	415	388	346	393
Nitrogen, Ammonia	mg/L	0.30 U	0.30 U	0.30 U	0.30 U	0.30 U
Nitrogen, Total Kjeldahl	mg/L	0.60 U	0.60 U	0.60 U	0.60 U	0.60 U
Orthophosphate	mg/L	0.30 U	0.30 U	0.30 U	0.15	0.21
Sulfide, Total	mg/L	0.10 U	0.10 U	0.10 U	0.10 U	0.10 U
Total Organic Carbon	mg/L	0.8	1.59	0.86	1.1	1.38
Chloride	mg/L	457	155	566	762	432
Nitrogen, Nitrate	mg/L	6.6	0.9	6.0	8.9	5.1
Nitrogen, Nitrite	mg/L	0.1 U	0.1 U	0.1 U	2.5 U	0.1 U
Sulfate	mg/L	337	475	237	293	223
Iron, Dissolved	mg/L	0.186	0.046	0.184	0.126	0.573

ATTACHMENT C

GROUNDWATER ANALYTICAL RESULTS
WATER TABLE AQUIFER

Sample ID:	MW13-GW-004	MW13-GW-005	MW13-GW-006	MW13-GW-007	MW13-GW-008	MW13-GW-NA1	MW13-GW-009	
Date:	Aug-95	Dec-96	May-97	Nov-97	May-98	Jul-99	Nov-01	
Dam Position:	Dam Down	Dam Down	Dam Up	Dam Down	Dam Down	Dam Down	Dam Down	
<i>Compliance Parameters</i>								
	Units							
Lead	mg/L	0.862	0.137	0.0099	0.49	0.015	NA	0.1005
Benzene	µg/L	1.0 U	0.5 U	0.5 U	0.5 U	0.5 U	1. U	1.0 U
Ethylbenzene	µg/L	1.0 U	1.0 U	1.0 U	1.0 U	1.0 U	1. U	1.0 U
Toluene	µg/L	1.0 U	1.0 U	1.0 U	1.0 U	1.0 U	1. U	1.0 U
Xylenes	µg/L	1.0 U	3.0 U	3.0 U	3.0 U	3.0 U	1. U	3.0 U
Acenaphthene	µg/L	18 U	0.050 U	0.076 U	0.14 U	0.14 U	2. U	0.19 U
Acenaphthylene	µg/L	10 U	1.6 U	0.082 U	0.14 U	0.14 U	2. U	0.19 U
Anthracene	µg/L	6.6	0.030 U	0.058 U	0.058 U	0.102	0.5 U	0.15
Benzo(a)anthracene ^a	µg/L	0.21 U	0.26	0.033 U	0.112	0.155	0.1 U	0.25
Benzo(a)pyrene ^a	µg/L	0.23 U	0.25	0.086 U	0.083	0.165	0.1 U	0.28
Benzo(b)fluoranthene ^a	µg/L	0.18 U	0.15 U	0.015 U	0.058 U	0.062	0.1 U	0.12
Benzo(g,h,i)perylene	µg/L	0.76 U	0.23	0.063 U	0.105	0.139	0.1 U	0.17
Benzo(k)fluoranthene ^a	µg/L	0.17 U	0.12 U	0.024 U	0.058 U	0.091	0.1 U	0.10 U
Chrysene ^a	µg/L	1.5 U	0.060 U	0.022 U	0.092	0.104	0.1 U	0.19
Dibenzo(a,h)anthracene ^a	µg/L	0.3 U	0.18 U	0.020 U	0.058 U	0.058 U	0.1 U	0.10 U
Fluoranthene	µg/L	2.1 U	0.55	0.050 U	0.279	0.365	0.2	0.47
Fluorene	µg/L	2.1 U	0.082 U	0.12 U	0.12 U	0.12 U	0.5 U	0.19 U
Indeno(1,2,3-cd)pyrene ^a	µg/L	0.43 U	0.13 U	0.052 U	0.077	0.105	0.1 U	0.13
Naphthalene	µg/L	10 U	0.38 U	0.037 U	0.058 U	0.058 U	2. U	0.10 U
Phenanthrene	µg/L	6.4 U	0.19	0.056 U	0.125	0.265	0.5 U	0.33
Pyrene	µg/L	2.7 U	0.63	0.11 U	0.315	0.393	0.2	0.74
<i>MNA Parameters</i>								
Ethylene	mg/L	NS	NS	NS	NS	NS	NA	0.007 U
Ethane	mg/L	NS	NS	NS	NS	NS	NA	0.007 U
Methane	mg/L	NS	NS	NS	NS	NS	0.0083	0.061
Alkalinity	mg/L	NS	NS	NS	NS	NS	152	97
Nitrogen, Ammonia	mg/L	NS	NS	NS	NS	NS	0.692	1.0 U
Nitrogen, Total Kjeldahl	mg/L	NS	NS	NS	NS	NS	1.83	10 U
Orthophosphate	mg/L	NS	NS	NS	NS	NS	0.54	0.6
Sulfide, Total	mg/L	NS	NS	NS	NS	NS	0.1 U	0.10 U
Total Organic Carbon	mg/L	NS	NS	NS	NS	NS	4	4.8
Chloride	mg/L	NS	NS	NS	NS	NS	24	28.7
Nitrogen, Nitrate	mg/L	NS	NS	NS	NS	NS	2.5	0.1 U
Nitrogen, Nitrite	mg/L	NS	NS	NS	NS	NS	0.3	0.1 U
Sulfate	mg/L	NS	NS	NS	NS	NS	325	329
Iron, Dissolved	mg/L	NS	NS	NS	NS	NS	0.034	0.031

ATTACHMENT C

GROUNDWATER ANALYTICAL RESULTS
WATER TABLE AQUIFER

	Sample ID:	MW13-GW-010	MW13-GW-011	MW13-GW-012	MW13-GW-013	MW13-GW-014	MW13-GW-015	MW13-GW-016	MW13-GW-017
	Date:	Mar-03	Jun-03	Sep-03	Dec-03	Mar-04	Jun-04	Sep-04	Dec-04
	Dam Position:	Dam Down	Dam Down	Dam Up	Dam Down	Dam Down	Dam Down	Dam Down	Dam Down
<i>Compliance Parameters</i>									
	Units								
Lead	mg/L	0.0071	0.0040 U	0.0015 U	0.0015 U	0.00372 B	0.00098	0.00368	0.0015
Benzene	µg/L	0.5 U	0.5 U	0.25 U	0.25 U	0.25 U	0.25 U	0.25 U	0.25 U
Ethylbenzene	µg/L	1.0 U	1.0 U	0.43 U	0.43 U	0.43 U	0.43 U	0.43 U	0.43 U
Toluene	µg/L	1.0 U	1.0 U	0.25 U	0.25 U	0.25 U	0.25 U	0.25 U	0.25 U
Xylenes	µg/L	3.0 U	3.0 U	0.38 U	0.38 U	0.38 U	0.38 U	0.38 U	0.38 U
Acenaphthene	µg/L	0.19 U	0.19 U	0.031 U	0.073 U	0.073 U	0.073 U	0.076 U	0.076 U
Acenaphthylene	µg/L	0.19 U	0.19 U	0.055 U	0.12 U	0.12 U	0.12 U	0.12 U	0.12 U
Anthracene	µg/L	0.19 U	0.19 U	0.024 U	0.024 U	0.036	0.029	0.154	0.025 U
Benzo(a)anthracene ^a	µg/L	0.13 U	0.13 U	0.028 U	0.033 U	0.033 U	0.046	0.046	0.034 U
Benzo(a)pyrene ^a	µg/L	0.19 U	0.19 U	0.050 U	0.029 U	0.029 U	0.029 U	0.030 U	0.030 U
Benzo(b)fluoranthene ^a	µg/L	0.10 U	0.10 U	0.035 U	0.038 U	0.038 U	0.038 U	0.040 U	0.040 U
Benzo(g,h,i)perylene	µg/L	0.10 U	0.10 U	0.035 U	0.036 U	0.036 U	0.036 U	0.037 U	0.037 U
Benzo(k)fluoranthene ^a	µg/L	0.10 U	0.10 U	0.038 U	0.14 U	0.14 U	0.14 U	0.15 U	0.15 U
Chrysene ^a	µg/L	0.10 U	0.10 U	0.032 U	0.030 U	0.040 U	0.046	0.031 U	0.031 U
Dibenzo(a,h)anthracene ^a	µg/L	0.10 U	0.10 U	0.039 U	0.025 U	0.025 U	0.025 U	0.026 U	0.026 U
Fluoranthene	µg/L	0.22	0.19 U	0.049 U	0.067 U	0.067 U	0.067 U	0.070 U	0.070 U
Fluorene	µg/L	0.19 U	0.19 U	0.042 U	0.026 U	0.026 U	0.026 U	0.027 U	0.027 U
Indeno(1,2,3-cd)pyrene ^a	µg/L	0.10 U	0.10 U	0.034 U	0.038 U	0.038 U	0.038 U	0.040 U	0.040 U
Naphthalene	µg/L	0.10 U	0.10 U	0.154	0.042 U	0.042 U	0.042 U	0.612	0.044 U
Phenanthrene	µg/L	0.12	0.10 U	0.035 U	0.018 U	0.018 U	0.075	0.521	0.019 U
Pyrene	µg/L	0.19 U	0.19	0.099 U	0.11 U	0.11 U	0.134	0.11 U	0.11 U
<i>MNA Parameters</i>									
Ethylene	mg/L	0.010 U	0.010 U	0.010 U	0.010 U	0.010 U	0.008 U	0.010 U	0.010 U
Ethane	mg/L	0.010 U	0.010 U	0.010 U	0.010 U	0.010 U	0.008 U	0.010 U	0.010 U
Methane	mg/L	0.017	0.024	0.007 U	0.046	0.007	0.005 U	0.041	0.04
Alkalinity	mg/L	92	121	241	128	109	123	140	110
Nitrogen, Ammonia	mg/L	1.0 U	0.55	0.12	0.47	0.21	0.37	0.30 U	0.62
Nitrogen, Total Kjeldahl	mg/L	10 U	0.83	0.31	0.7	0.64	0.72	0.63	1.16
Orthophosphate	mg/L	0.83	1.06	0.78	0.59	0.49	0.54	0.46	0.53
Sulfide, Total	mg/L	0.10 U	0.10 U	0.10 U	0.10 U	0.10 U	0.10 U	0.10 U	0.10 U
Total Organic Carbon	mg/L	4.8	4.5	2.8	3.5	3.8	3.2	3.8	4
Chloride	mg/L	37.1	36.4	32.2	36	74.6	54.2	33.3	49.6
Nitrogen, Nitrate	mg/L	0.1 U	0.2	0.2	0.1 U	0.1 U	0.3	0.5	0.1 U
Nitrogen, Nitrite	mg/L	0.1 U	0.1 U	0.1 U	0.1 U	0.1 U	0.1 U	0.1 U	0.1 U
Sulfate	mg/L	655	400	73.4	300	363	355	168	392
Iron, Dissolved	mg/L	0.030 U	0.030 U	0.030 U	0.030 U	0.030 U	0.100 U	0.030 U	0.030 U

ATTACHMENT C

GROUNDWATER ANALYTICAL RESULTS
WATER TABLE AQUIFER

	Sample ID:	MW13-GW-018	MW13-GW-019	MW13-GW-020	MW13-GW-021	MW13-GW-022	MW13-GW-023	MW13-GW-024	MW13-GW-025
	Date:	Mar-05	Jun-05	Sep-05	Dec-05	Mar-06	Jun-06	Sep-06	Dec-06
	Dam Position:	Dam Up	Dam Down	Dam Down	Dam Up	Dam Up	Dam Down	Dam Down	Dam Up
<i>Compliance Parameters</i>	Units								
Lead	mg/L	0.0016 U	NS	NS	NS	NS	NS	NS	NS
Benzene	µg/L	0.25 U	0.170 U	0.10 U	0.500 U	0.500 U	0.500 U	0.500 U	0.500 U
Ethylbenzene	µg/L	0.43 U	0.63 U	0.44 U	1.00 U	1.00 U	1.00 U	1.00 U	1.00 U
Toluene	µg/L	0.25 U	0.09 U	0.09 U	1.00 U	1.00 U	1.00 U	1.00 U	1.00 U
Xylenes	µg/L	0.38 U	0.93 U	0.24 U	3.00 U	3.00 U	3.00 U	3.00 U	3.00 U
Acenaphthene	µg/L	0.13 U	0.13 U	0.13 U	0.134 U	0.130 U	0.0490 U	0.0490 U	0.0490 U
Acenaphthylene	µg/L	0.17 U	0.17 U	0.17 U	0.175 U	0.170 U	0.0850 U	0.0850 U	0.0850 U
Anthracene	µg/L	0.0095 U	0.057	0.04	0.00959 U	0.00930 U	0.0327 J	0.0100 U	0.0100 U
Benzo(a)anthracene ^a	µg/L	0.019 U	0.069	0.026	0.0196 U	0.0190 U	0.0609 J	0.00311 J	0.00300 U
Benzo(a)pyrene ^a	µg/L	0.019 U	0.173	0.051	0.0381 U	0.0370 U	0.0623 J	0.0320 U	0.0320 U
Benzo(b)fluoranthene ^a	µg/L	0.038 U	0.083	0.038 U	0.0237 U	0.0230 U	0.0625 J	0.0130 U	0.0130 U
Benzo(g,h,i)perylene	µg/L	0.033 U	0.037	0.075	0.0196 U	0.0190 U	0.0455 J	0.00900 U	0.00900 U
Benzo(k)fluoranthene ^a	µg/L	0.023 U	0.04	0.023 U	0.0330 U	0.0320 U	0.0150 U	0.0150 U	0.0150 U
Chrysene ^a	µg/L	0.020 U	0.059	0.020 U	0.0206 U	0.0200 U	0.0594 J	0.00500 U	0.00500 U
Dibenzo(a,h)anthracene ^a	µg/L	0.034 U	0.034 U	0.057	0.0340 U	0.0330 U	0.0100 U	0.0100 U	0.0100 U
Fluoranthene	µg/L	0.033 U	0.219	0.043	0.0330 U	0.0320 U	0.154	0.0100 U	0.0100 U
Fluorene	µg/L	0.030 U	0.030 U	0.030 U	0.0299 U	0.0290 U	0.0100 U	0.0100 U	0.0100 U
Indeno(1,2,3-cd)pyrene ^a	µg/L	0.039 U	0.039 U	0.074	0.0392 U	0.0380 U	0.0426 J	0.00700 U	0.00700 U
Naphthalene	µg/L	0.265	0.10 U	0.10 U	0.103 U	0.100 U	0.0540 U	0.0540 U	0.0540 U
Phenanthrene	µg/L	0.015 U	0.063	0.015 U	0.0155 U	0.0150 U	0.0661 J	0.00780 J	0.00700 U
Pyrene	µg/L	0.037 U	0.312	0.161	0.0371 U	0.0360 U	0.266	0.0190 U	0.0190 U
<i>MNA Parameters</i>									
Ethylene	mg/L	0.010 U	0.010 U	0.010 U	0.010 U	0.010 U	0.010 U	0.010 U	0.010 U
Ethane	mg/L	0.010 U	0.010 U	0.010 U	0.010 U	0.010 U	0.010 U	0.010 U	0.010 U
Methane	mg/L	0.007 U	0.017	0.052	0.007 U	0.007 U	0.007	0.052	0.007 U
Alkalinity	mg/L	NA	140	143	125	232	191	242	250
Nitrogen, Ammonia	mg/L	0.30 U	0.48	0.94	0.30 U	0.30 U	0.55	0.30 U	0.30 U
Nitrogen, Total Kjeldahl	mg/L	0.60 U	0.95	1.33	0.60 U	0.60 U	1.01	0.60 U	0.60 U
Orthophosphate	mg/L	0.5	0.67	0.91	0.46	0.34	0.59	0.60	0.33
Sulfide, Total	mg/L	0.10 U	0.10 U	0.10 U	0.10 U	0.10 U	0.10 U	0.10 U	0.10 U
Total Organic Carbon	mg/L	4.1	3.6	5.09	3.15	2.83	3.67	3.24	2.19
Chloride	mg/L	62.3	62.7	48.1	36.7	52.5	39.8	31.5	38.5
Nitrogen, Nitrate	mg/L	4.6	0.2	0.1 U	8.3	4.9	0.2	0.1 U	3.7
Nitrogen, Nitrite	mg/L	0.1 U	0.1 U	0.1 U	0.1 U	0.1 U	0.1 U	0.1 U	0.1 U
Sulfate	mg/L	119	391	378	177	66.0	311	82	70.7
Iron, Dissolved	mg/L	0.030 U	0.030 U	0.063	0.030 U	0.030 U	0.032	0.030 U	0.030 U

ATTACHMENT C

GROUNDWATER ANALYTICAL RESULTS
WATER TABLE AQUIFER

	Sample ID:	MW13-GW-026	MW13-GW-027	MW13-GW-028
	Date:	Mar-07	Jun-07	Sep-07
	Dam Position:	Dam Up	Dam Down	Dam Down
<u>Compliance Parameters</u>		<u>Units</u>		
Lead	mg/L	NS	NS	NS
Benzene	µg/L	0.500 U	0.500 U	0.500 U
Ethylbenzene	µg/L	1.00 U	1.00 U	1.00 U
Toluene	µg/L	1.00 U	1.00 U	1.00 U
Xylenes	µg/L	3.00 U	3.00 U	3.00 U
Acenaphthene	µg/L	0.0490 U	0.0544 U	0.0490 U
Acenaphthylene	µg/L	0.0850 U	0.0944 U	0.0850 U
Anthracene	µg/L	0.0100 U	0.0356 J	0.0304 J
Benzo(a)anthracene ^a	µg/L	0.00300 U	0.0453 J	0.0446 J
Benzo(a)pyrene ^a	µg/L	0.0320 U	0.0356 U	0.0508 J
Benzo(b)fluoranthene ^a	µg/L	0.0130 U	0.0144 U	0.0416 J
Benzo(g,h,i)perylene	µg/L	0.00900 U	0.0100 U	0.00969 J
Benzo(k)fluoranthene ^a	µg/L	0.0150 U	0.0167 U	0.0224 J
Chrysene ^a	µg/L	0.00500 U	0.0500 U	0.0399 J
Dibenzo(a,h)anthracene ^a	µg/L	0.0100 U	0.0111 U	0.0100 U
Fluoranthene	µg/L	0.0100 U	0.123	0.133
Fluorene	µg/L	0.0100 U	0.0111 U	0.0100 U
Indeno(1,2,3-cd)pyrene ^a	µg/L	0.00700 U	0.00778 U	0.0397 J
Naphthalene	µg/L	0.0540 U	0.0600 U	0.0540 U
Phenanthrene	µg/L	0.00700 U	0.0969 J	0.0686 J
Pyrene	µg/L	0.0190 U	0.265	0.243
<u>MNA Parameters</u>				
Ethylene	mg/L	0.010 U	0.010 U	0.006 U
Ethane	mg/L	0.010 U	0.010 U	0.006 U
Methane	mg/L	0.007 U	0.021	0.029
Alkalinity	mg/L	207	196	170
Nitrogen, Ammonia	mg/L	0.30 U	0.4	0.30 U
Nitrogen, Total Kjeldahl	mg/L	0.60 U	0.85	1.19
Orthophosphate	mg/L	0.30 U	0.54	0.50
Sulfide, Total	mg/L	0.10 U	0.10 U	0.10 U
Total Organic Carbon	mg/L	6.19	4.15	4.39
Chloride	mg/L	30.1	44.7	44.5
Nitrogen, Nitrate	mg/L	8.8	0.1	0.1 U
Nitrogen, Nitrite	mg/L	0.1 U	0.1 U	0.1 U
Sulfate	mg/L	163	374	313
Iron, Dissolved	mg/L	0.030 U	0.381	0.279

ATTACHMENT C

GROUNDWATER ANALYTICAL RESULTS
WATER TABLE AQUIFER

	Sample ID:	MW14-GW-004	MW14R-GW-005	MW14R-GW-006	MW14R-GW-007	MW14R-GW-008	MW14R-GW-NA1	MW14R-GW-009
	Date:	Aug-95	Dec-96	May-97	Nov-97	May-98	Jul-99	Nov-01
	Dam Position:	Dam Down	Dam Down	Dam Up	Dam Down	Dam Down	Dam Down	Dam Down
<i>Compliance Parameters</i>								
	Units							
Lead	mg/L	1.1	0.998	0.452	17	0.904	NA	0.61
Benzene	µg/L	2.8	19.6	1.5	2.1	10	7.3	3.4
Ethylbenzene	µg/L	1.6	68.6	2.5	46.5	40.6	2.9	1.0 U
Toluene	µg/L	1.0 U	10.4	1.0 U	2.5	1.6	1. U	6.3
Xylenes	µg/L	1.0 U	148	14.1	58.4	55.8	9.3	31.2
Acenaphthene	µg/L	18 U	75.3	21.4	74.5	111	20. U	36.7
Acenaphthylene	µg/L	10 U	257	34	231	138	124	139
Anthracene	µg/L	6.6 U	18.8	9.47	17.2	17.7	10.7	18.4
Benzo(a)anthracene ^a	µg/L	1.7	1.4 U	0.67	1.6	0.86	0.9	3.06
Benzo(a)pyrene ^a	µg/L	1.2	2.5 U	0.44 U	0.058 U	0.056 U	0.4	1.82
Benzo(b)fluoranthene ^a	µg/L	0.62	3.8 U	0.076 U	0.058 U	0.056 U	0.2	0.10 U
Benzo(g,h,i)perylene	µg/L	0.76 U	4.5 U	0.32 U	0.058 U	0.146	0.3	0.82
Benzo(k)fluoranthene ^a	µg/L	0.51	3.0 U	0.12 U	0.058 U	0.056 U	0.2	0.52
Chrysene ^a	µg/L	1.5 U	1.5 U	0.37	0.881	0.056 U	0.9	1.56
Dibenzo(a,h)anthracene ^a	µg/L	0.3 U	3.3 U	0.10 U	0.058 U	0.056 U	0.1 U	0.12
Fluoranthene	µg/L	7.8	13.4	8.17	7.57	9.5	2. U	10 U
Fluorene	µg/L	2.1 U	176	0.61 U	154	108	23.4	54.9
Indeno(1,2,3-cd)pyrene ^a	µg/L	0.57	3.3 U	0.26 U	0.058 U	0.056 U	0.1	0.56
Naphthalene	µg/L	10 U	459	0.19 U	552	160	29	15.9
Phenanthrene	µg/L	6.4 U	90	27.4	76.3	77.7	18.3	75.3
Pyrene	µg/L	7.4	8.75	10.1	5.51	6.6	11.6	19 U
<i>MNA Parameters</i>								
Ethylene	mg/L	NS	NS	NS	NS	NA	NA	0.007 U
Ethane	mg/L	NS	NS	NS	NS	NA	NA	0.007 U
Methane	mg/L	NS	NS	NS	NS	0.04	0.007 U	0.033
Alkalinity	mg/L	NS	NS	NS	NS	256	242	302
Nitrogen, Ammonia	mg/L	NS	NS	NS	NS	1 U	0.144	1.0 U
Nitrogen, Total Kjeldahl	mg/L	NS	NS	NS	NS	10 U	0.94	10 U
Orthophosphate	mg/L	NS	NS	NS	NS	0.1 U	0.3 U	0.46
Sulfide, Total	mg/L	NS	NS	NS	NS	0.1 U	0.1 U	0.10 U
Total Organic Carbon	mg/L	NS	NS	NS	NS	2.9	3.3	3.4
Chloride	mg/L	NS	NS	NS	NS	33.9	25	26.9
Nitrogen, Nitrate	mg/L	NS	NS	NS	NS	1.3	1	0.1 U
Nitrogen, Nitrite	mg/L	NS	NS	NS	NS	0.3	0.3	0.1 U
Sulfate	mg/L	NS	NS	NS	NS	82	149	429
Iron, Dissolved	mg/L	NS	NS	NS	NS	NS	0.03 U	0.274

ATTACHMENT C

GROUNDWATER ANALYTICAL RESULTS
WATER TABLE AQUIFER

Sample ID:	MW14R-GW-010	MW14R-GW-011	MW14R-GW-012	MW14R-GW-013	MW14R-GW-014	MW14R-GW-015	MW14R-GW-016	
Date:	Mar-03	Jun-03	Sep-03	Dec-03	Mar-04	Jun-04	Sep-04	
Dam Position:	Dam Down	Dam Down	Dam Up	Dam Down	Dam Down	Dam Down	Dam Down	
<i>Compliance Parameters</i>	Units							
Lead	mg/L	0.0040 U	0.0040 U	0.0026	0.0015 U	0.00200 B	0.00064	0.00268
Benzene	µg/L	0.9	12	2.33	5.94	8.13	18.8	14
Ethylbenzene	µg/L	1.0 U	17.8	0.43 U	4.46	4.86	24.2	12.8
Toluene	µg/L	1.0 U	1.0 U	0.25 U	0.47	1.84	1.24	1.01
Xylenes	µg/L	18.6	26.5	2.3	15.8	19.3	42.4	35.2
Acenaphthene	µg/L	21.3	23.6	2.87	27.5	24.2	32.6	25.5
Acenaphthylene	µg/L	61	74.9	0.055 U	81.9	69.8	105	116
Anthracene	µg/L	3.4	3.6	1.38	6.5	5.16	7.32	6.87
Benzo(a)anthracene ^a	µg/L	0.16	0.34	0.268	0.366	0.368	0.28	0.35 U
Benzo(a)pyrene ^a	µg/L	0.19 U	0.19 U	0.050 U	0.16	0.231	0.029 U	0.31 U
Benzo(b)fluoranthene ^a	µg/L	0.10 U	0.10 U	0.035 U	0.035 U	0.099	0.038 U	0.40 U
Benzo(g,h,i)perylene	µg/L	0.10 U	0.10 U	0.141	0.087	0.145	0.036 U	0.38 U
Benzo(k)fluoranthene ^a	µg/L	0.10 U	0.10 U	0.038 U	0.062	0.14 U	0.14 U	1.5 U
Chrysene ^a	µg/L	0.10 U	0.2	0.209	0.234	0.235	0.124	0.32 U
Dibenzo(a,h)anthracene ^a	µg/L	0.10 U	0.10 U	0.039 U	0.039 U	0.025 U	0.025 U	0.26 U
Fluoranthene	µg/L	2.9	4.6	1.92	5.05	8.67	4.93	4.35
Fluorene	µg/L	0.19 U	0.19 U	0.042 U	0.042 U	11.2	0.26 U	0.28 U
Indeno(1,2,3-cd)pyrene ^a	µg/L	0.10 U	0.10 U	0.034 U	0.083	0.132	0.038 U	0.40 U
Naphthalene	µg/L	1.9	9.5	0.218	1.88	2.45	20.7	4.69
Phenanthrene	µg/L	0.91	26.3	0.342	19.4	10.9	25.4	22.9
Pyrene	µg/L	4	3.6	1.79	3.87	3.48	2.12	1.2 U
<i>MNA Parameters</i>								
Ethylene	mg/L	0.010 U	0.010 U	0.010 U	0.010 U	0.010 U	0.008 U	0.010 U
Ethane	mg/L	0.010 U	0.010 U	0.101 U	0.010 U	0.010 U	0.008 U	0.010 U
Methane	mg/L	0.009	0.021	0.013	0.103	0.097	0.043	0.044
Alkalinity	mg/L	254	220	245	272	267	226	241
Nitrogen, Ammonia	mg/L	1.0 U	0.37	0.15	0.41	0.49	0.93	0.92
Nitrogen, Total Kjeldahl	mg/L	10 U	0.74	0.45	0.53	0.88	1.28	1.17
Orthophosphate	mg/L	0.54	0.51	0.46	0.30 U	0.30 U	0.30 U	0.30 U
Sulfide, Total	mg/L	0.10 U	0.10 U	0.10 U	0.10 U	0.10 U	0.10 U	0.10 U
Total Organic Carbon	mg/L	3	3.5	2.7	2.7	2.6	2.9	3.5
Chloride	mg/L	36.8	31.5	33.5	36.1	35.8	43.5	50.5
Nitrogen, Nitrate	mg/L	0.1 U	0.1 U	6.7	0.1 U	0.1 U	0.4	0.1 U
Nitrogen, Nitrite	mg/L	0.1 U	0.1 U	0.1 U	0.1 U	0.1 U	0.1 U	0.1 U
Sulfate	mg/L	319	362	210	326	345	649	726
Iron, Dissolved	mg/L	0.123	0.063	0.030 U	0.142	0.463	1.2	1.15

ATTACHMENT C

GROUNDWATER ANALYTICAL RESULTS
WATER TABLE AQUIFER

	Sample ID:	MW14R-GW-017	MW14R-GW-018	MW14R-GW-019	MW14R-GW-020	MW14R-GW-021	MW14R-GW-022	MW14R-GW-023
	Date:	Dec-04	Mar-05	Jun-05	Sep-05	Dec-05	Mar-06	Jun-06
	Dam Position:	Dam Down	Dam Up	Dam Down	Dam Down	Dam Up	Dam Up	Dam Down
<i>Compliance Parameters</i>	Units							
Lead	mg/L	0.0025	0.0076	NS	NS	NS	NS	NS
Benzene	µg/L	7.61	0.34	11	17.2	1.37	0.500 U	11.0
Ethylbenzene	µg/L	4.87	0.43 U	13.8	24.2	1.00 U	1.00 U	12.0
Toluene	µg/L	0.64	0.25 U	0.94	0.7	1.00 U	1.00 U	1.00 U
Xylenes	µg/L	17.7	0.85	20.4	31.8	3.67	3.00 U	16.2
Acenaphthene	µg/L	34.3	8.12	33.6	33.5	20.4	2.56	14.7
Acenaphthylene	µg/L	121	18.5	74.1	80.2	52.7	6.4	38.5
Anthracene	µg/L	7.69	2.36	6.81	6.99	6.79	0.523	2.04
Benzo(a)anthracene ^a	µg/L	0.44	0.206	0.422	0.26	0.244	0.29	0.117
Benzo(a)pyrene ^a	µg/L	0.059 U	0.217	0.308	0.11	0.0370 U	0.195	0.0915 J
Benzo(b)fluoranthene ^a	µg/L	0.078 U	0.12	0.142	0.038 U	0.0230 U	0.0859	0.0632 J
Benzo(g,h,i)perylene	µg/L	0.073 U	0.094	0.073	0.033 U	0.0781	0.308	0.0417 J
Benzo(k)fluoranthene ^a	µg/L	0.29 U	0.024 U	0.024 U	0.024 U	0.0320 U	0.149	0.0325 J
Chrysene ^a	µg/L	0.28 U	0.297	0.37	0.212	0.285	0.349	0.101
Dibenzo(a,h)anthracene ^a	µg/L	0.051 U	0.034 U	0.034 U	0.034 U	0.0330 U	0.0330 U	0.0100 U
Fluoranthene	µg/L	6	2.99	6.08	5.25	4.58	1.16	1.55
Fluorene	µg/L	0.053 U	0.030 U	0.030 U	0.030 U	14.1	0.828	8.65
Indeno(1,2,3-cd)pyrene ^a	µg/L	0.078 U	0.104	0.071	0.039 U	0.0380 U	0.111	0.0393 J
Naphthalene	µg/L	4.12	0.38	7.16	5.82	1.14	0.173	2.88
Phenanthrene	µg/L	10.7	2.81	20.3	20.2	16.3	0.423	2.19
Pyrene	µg/L	5.6	2.35	15.1	13.4	13.1	1.03	3.37
<i>MNA Parameters</i>								
Ethylene	mg/L	0.010 U	0.010 U	0.010 U	0.010 U	0.010 U	0.010 U	0.010 U
Ethane	mg/L	0.010 U	0.010 U	0.010 U	0.010 U	0.010 U	0.010 U	0.010 U
Methane	mg/L	0.091	0.007 U	0.044	0.041	0.007 U	0.007 U	0.029
Alkalinity	mg/L	271	NA	139	243	267	243	244
Nitrogen, Ammonia	mg/L	0.92	0.30 U	0.4	0.57	0.30 U	0.30 U	0.30 U
Nitrogen, Total Kjeldahl	mg/L	1.22	0.60 U	0.67	0.79	0.60 U	0.60 U	0.61
Orthophosphate	mg/L	0.30 U	0.30 U	0.30 U	0.44	0.30 U	0.30 U	0.30 U
Sulfide, Total	mg/L	0.10 U	0.10 U	0.10 U	0.10 U	0.10 U	0.10 U	0.10 U
Total Organic Carbon	mg/L	3.8	3.7	3	3.64	3.16	2.52	2.81
Chloride	mg/L	51.4	62.7	39.8	33.6	44.5	48.6	40.2
Nitrogen, Nitrate	mg/L	0.1 U	3.1	0.1 U	0.1 U	3	4.5	0.1 U
Nitrogen, Nitrite	mg/L	0.1 U	0.1 U	0.1 U	0.1 U	0.1 U	0.1 U	0.1 U
Sulfate	mg/L	761	120	346	558	267	88.1	423
Iron, Dissolved	mg/L	1.08	0.030 U	0.031	0.181	0.037	0.030 U	0.050

ATTACHMENT C

GROUNDWATER ANALYTICAL RESULTS
WATER TABLE AQUIFER

Sample ID:	MW14R-GW-024	MW14R-GW-025	MW14R-GW-026	MW14R-GW-027	MW14R-GW-028	
Date:	Sep-06	Dec-06	Mar-07	Jun-07	Sep-07	
Dam Position:	Dam Down	Dam Up	Dam Up	Dam Down	Dam Down	
<i>Compliance Parameters</i>						
	Units					
Lead	mg/L	NS	NS	NS	NS	NS
Benzene	µg/L	4.53	0.500 U	1.05	10.2	10.6
Ethylbenzene	µg/L	4.72	1.00 U	1.00 U	14.1	20.0
Toluene	µg/L	1.00 U	1.00 U	1.00 U	1.00 U	1.00 U
Xylenes	µg/L	11.3	3.00 U	3.00 U	14.3	22.7
Acenaphthene	µg/L	20.1	5.56	4.87	27.8	37.5
Acenaphthylene	µg/L	48.2	11.1	8.48	80.1	92.5
Anthracene	µg/L	4.80	2.43	0.707	4.61	6.43
Benzo(a)anthracene ^a	µg/L	0.199	0.169	0.300	0.215	0.221
Benzo(a)pyrene ^a	µg/L	0.152	0.110	0.366	0.162	0.152
Benzo(b)fluoranthene ^a	µg/L	0.104	0.0972 J	0.252	0.116	0.124
Benzo(g,h,i)perylene	µg/L	0.00900 U	0.00900 U	0.139 J	0.0365 J	0.0300 J
Benzo(k)fluoranthene ^a	µg/L	0.0393 J	0.0583 J	0.121	0.0495 J	0.0466 J
Chrysene ^a	µg/L	0.245	0.146	0.301	0.217	0.249
Dibenzo(a,h)anthracene ^a	µg/L	0.0100 U	0.0100 U	0.0181 J	0.0100 U	0.0100 U
Fluoranthene	µg/L	3.22	3.11	2.06	3.35	4.38
Fluorene	µg/L	14.3	0.0100 U	0.0100 U	23.9	27.4
Indeno(1,2,3-cd)pyrene ^a	µg/L	0.00700 U	0.00700 U	0.181	0.0435 J	0.0648 J
Naphthalene	µg/L	11.9	0.603	0.0540 U	5.30	6.62
Phenanthrene	µg/L	11.1	1.85	0.493	13.3	18.6
Pyrene	µg/L	8.27	4.58	2.24	7.35	11.4
<i>MNA Parameters</i>						
Ethylene	mg/L	0.010 U	0.010 U	0.010 U	0.010 U	0.010 U
Ethane	mg/L	0.010 U	0.010 U	0.010 U	0.010 U	0.010 U
Methane	mg/L	0.067	0.007 U	0.007 U	0.057	0.061
Alkalinity	mg/L	272	267	225	216	217
Nitrogen, Ammonia	mg/L	0.30 U	0.30 U	0.30 U	0.33	0.62
Nitrogen, Total Kjeldahl	mg/L	0.76	0.63	0.60 U	0.67	0.98
Orthophosphate	mg/L	0.30 U	0.30 U	0.30 U	0.11	0.10 U
Sulfide, Total	mg/L	0.10 U	0.10 U	0.10 U	0.10 U	0.10 U
Total Organic Carbon	mg/L	2.84	2.24	3.13	3.01	2.90
Chloride	mg/L	35.0	38.6	42.5	38.7	28.2
Nitrogen, Nitrate	mg/L	0.1 U	3.3	5.9	0.1 U	0.1 U
Nitrogen, Nitrite	mg/L	0.1 U	0.1 U	0.1 U	0.1 U	0.1 U
Sulfate	mg/L	367	103	119	733	700
Iron, Dissolved	mg/L	0.055	0.030 U	0.030 U	0.125	0.421

ATTACHMENT C

GROUNDWATER ANALYTICAL RESULTS
WATER TABLE AQUIFER

Sample ID:	MW21-GW-004	MW21-GW-005	MW21-GW-006	MW21-GW-007	MW21-GW-008	MW21-GW-NA1	MW21-GW-009
Date:	Aug-95	Dec-96	May-97	Nov-97	May-98	Jul-99	Nov-01
Dam Position:	Dam Down	Dam Down	Dam Up	Dam Down	Dam Down	Dam Down	Dam Down
<i>Compliance Parameters</i>	<i>Units</i>						
Lead	mg/L	NS	NS	NS	NS	NS	0.0050 U
Benzene	µg/L	NS	NS	NS	NS	NS	1.0 U
Ethylbenzene	µg/L	NS	NS	NS	NS	NS	1.0 U
Toluene	µg/L	NS	NS	NS	NS	NS	1.0 U
Xylenes	µg/L	NS	NS	NS	NS	NS	3.0 U
Acenaphthene	µg/L	NS	NS	NS	NS	NS	0.19 U
Acenaphthylene	µg/L	NS	NS	NS	NS	NS	0.19 U
Anthracene	µg/L	NS	NS	NS	NS	NS	0.10 U
Benzo(a)anthracene ^a	µg/L	NS	NS	NS	NS	NS	0.10 U
Benzo(a)pyrene ^a	µg/L	NS	NS	NS	NS	NS	0.10 U
Benzo(b)fluoranthene ^a	µg/L	NS	NS	NS	NS	NS	0.10 U
Benzo(g,h,i)perylene	µg/L	NS	NS	NS	NS	NS	0.10 U
Benzo(k)fluoranthene ^a	µg/L	NS	NS	NS	NS	NS	0.10 U
Chrysene ^a	µg/L	NS	NS	NS	NS	NS	0.10 U
Dibenzo(a,h)anthracene ^a	µg/L	NS	NS	NS	NS	NS	0.10 U
Fluoranthene	µg/L	NS	NS	NS	NS	NS	0.10 U
Fluorene	µg/L	NS	NS	NS	NS	NS	0.19 U
Indeno(1,2,3-cd)pyrene ^a	µg/L	NS	NS	NS	NS	NS	0.10 U
Naphthalene	µg/L	NS	NS	NS	NS	NS	0.10 U
Phenanthrene	µg/L	NS	NS	NS	NS	NS	0.10 U
Pyrene	µg/L	NS	NS	NS	NS	NS	0.19 U
<i>MNA Parameters</i>							
Ethylene	mg/L	NS	NS	NS	NS	NS	0.007 U
Ethane	mg/L	NS	NS	NS	NS	NS	0.007 U
Methane	mg/L	NS	NS	NS	NS	NS	0.009
Alkalinity	mg/L	NS	NS	NS	NS	NS	280
Nitrogen, Ammonia	mg/L	NS	NS	NS	NS	NS	1.0 U
Nitrogen, Total Kjeldahl	mg/L	NS	NS	NS	NS	NS	10 U
Orthophosphate	mg/L	NS	NS	NS	NS	NS	0.30 U
Sulfide, Total	mg/L	NS	NS	NS	NS	NS	0.42
Total Organic Carbon	mg/L	NS	NS	NS	NS	NS	1
Chloride	mg/L	NS	NS	NS	NS	NS	119
Nitrogen, Nitrate	mg/L	NS	NS	NS	NS	NS	0.1 U
Nitrogen, Nitrite	mg/L	NS	NS	NS	NS	NS	0.1 U
Sulfate	mg/L	NS	NS	NS	NS	NS	88.3
Iron, Dissolved	mg/L	NS	NS	NS	NS	NS	1.4

ATTACHMENT C

GROUNDWATER ANALYTICAL RESULTS
WATER TABLE AQUIFER

Sample ID:	MW21-GW-010	MW21-GW-011	MW21-GW-012	MW21-GW-013	MW21-GW-014	MW21-GW-015	MW21-GW-016	MW21-GW-017	
Date:	Mar-03	Jun-03	Sep-03	Dec-03	Mar-04	Jun-04	Sep-04	Dec-04	
Dam Position:	Dam Down	Dam Down	Dam Up	Dam Down	Dam Down	Dam Down	Dam Down	Dam Down	
<i>Compliance Parameters</i>									
	Units								
Lead	mg/L	0.0040 U	0.0040 U	0.0015 U	0.0015 U	0.00306 B	0.00050 U	0.00050 U	0.00050 U
Benzene	µg/L	0.5 U	0.5 U	0.25 U	0.25 U	0.25 U	0.25 U	0.25 U	0.25 U
Ethylbenzene	µg/L	1.0 U	1.0 U	0.43 U	0.43 U	0.43 U	0.43 U	0.43 U	0.43 U
Toluene	µg/L	1.0 U	1.0 U	0.25 U	0.25 U	0.82	0.25 U	0.25 U	0.25 U
Xylenes	µg/L	3.0 U	3.0 U	0.38 U	0.38 U	0.38 U	0.38 U	0.38 U	0.38 U
Acenaphthene	µg/L	0.19 U	0.19 U	0.031 U	0.031 U	0.073 U	0.073 U	0.073 U	0.076 U
Acenaphthylene	µg/L	0.19 U	0.19 U	0.055 U	0.055 U	0.12 U	0.12 U	0.12 U	0.12 U
Anthracene	µg/L	0.19 U	0.19 U	0.024 U	0.024 U	0.024 U	0.024 U	0.092	0.025 U
Benzo(a)anthracene ^a	µg/L	0.13 U	0.13 U	0.028 U	0.028 U	0.033 U	0.033 U	0.033 U	0.034 U
Benzo(a)pyrene ^a	µg/L	0.19 U	0.19 U	0.050 U	0.050 U	0.029 U	0.029 U	0.029 U	0.030 U
Benzo(b)fluoranthene ^a	µg/L	0.10 U	0.10 U	0.035 U	0.035 U	0.038 U	0.038 U	0.038 U	0.040 U
Benzo(g,h,i)perylene	µg/L	0.10 U	0.10 U	0.035 U	0.035 U	0.036 U	0.036 U	0.036 U	0.037 U
Benzo(k)fluoranthene ^a	µg/L	0.10 U	0.10 U	0.129	0.038 U	0.14 U	0.14 U	0.14 U	0.15 U
Chrysene ^a	µg/L	0.10 U	0.10 U	0.032 U	0.032 U	0.030 U	0.030 U	0.030 U	0.031 U
Dibenzo(a,h)anthracene ^a	µg/L	0.10 U	0.10 U	0.287	0.039 U	0.025 U	0.025 U	0.025 U	0.026 U
Fluoranthene	µg/L	0.19 U	0.19 U	0.049 U	0.049 U	0.067 U	0.067 U	0.067 U	0.070 U
Fluorene	µg/L	0.19 U	0.19 U	0.042 U	0.042 U	0.026 U	0.026 U	0.026 U	0.027 U
Indeno(1,2,3-cd)pyrene ^a	µg/L	0.10 U	0.10 U	0.034 U	0.034 U	0.038 U	0.038 U	0.038 U	0.040 U
Naphthalene	µg/L	0.10 U	0.10 U	0.252	0.054 U	0.042 U	0.042 U	0.427	0.044 U
Phenanthrene	µg/L	0.10 U	0.10 U	0.035 U	0.035 U	0.018 U	0.018 U	0.304	0.019 U
Pyrene	µg/L	0.19 U	0.19 U	0.099 U	0.099 U	0.11 U	0.11 U	0.11 U	0.11 U
<i>MNA Parameters</i>									
Ethylene	mg/L	0.017 U	0.007 U	0.010 U	0.010 U	0.010 U	0.010 U	0.010 U	0.007 U
Ethane	mg/L	0.017 U	0.007 U	0.010 U	0.010 U	0.010 U	0.010 U	0.010 U	0.007 U
Methane	mg/L	0.013	0.022	0.044	0.038	0.043	0.007 U	0.007 U	0.025
Alkalinity	mg/L	230	267	263	234	275	250	227	241
Nitrogen, Ammonia	mg/L	1.0 U	0.19	0.2	0.24	0.18	0.30 U	0.30 U	0.30 U
Nitrogen, Total Kjeldahl	mg/L	10 U	0.35	0.24	0.46	0.39	0.60 U	0.60 U	0.60 U
Orthophosphate	mg/L	0.30 U	0.30 U	0.52	0.30 U	0.30 U	0.30 U	0.30 U	0.30 U
Sulfide, Total	mg/L	0.24	0.10 U	0.14	0.24	0.10 U	0.10 U	0.10 U	0.10 U
Total Organic Carbon	mg/L	1.2	0.9	0.8	0.9	0.7	0.4	0.8	0.9
Chloride	mg/L	155	135	150	167	186	203	241	344
Nitrogen, Nitrate	mg/L	0.1 U	0.2	0.1 U	0.1 U	0.1	0.1 U	0.1 U	0.1 U
Nitrogen, Nitrite	mg/L	0.1 U	0.1 U	0.5 U	0.1 U	0.1 U	0.1 U	0.1 U	0.1 U
Sulfate	mg/L	75.9	87.7	80.9	71.6	95.6	94.8	82.5	80.6
Iron, Dissolved	mg/L	0.97	2.49	3.01	1.41	1.23	3.39	2.29	1.84

ATTACHMENT C

GROUNDWATER ANALYTICAL RESULTS
WATER TABLE AQUIFER

	Sample ID:	MW21-GW-018	MW21-GW-019	MW21-GW-020	MW21-GW-021	MW21-GW-022	MW21-GW-023	MW21-GW-024	MW21-GW-025
	Date:	Mar-05	Jun-05	Sep-05	Dec-05	Mar-06	Jun-06	Sep-06	Dec-06
	Dam Position:	Dam Up	Dam Down	Dam Down	Dam Up	Dam Up	Dam Down	Dam Down	Dam Up
<i>Compliance Parameters</i>									
	Units								
Lead	mg/L	0.0016 U	NS	NS	NS	NS	NS	NS	NS
Benzene	µg/L	0.25 U	0.170 U	0.10 U	0.500 U	0.500 U	0.500 U	0.500 U	0.500 U
Ethylbenzene	µg/L	0.43 U	0.63 U	0.44 U	1.00 U	1.00 U	1.00 U	1.00 U	1.00 U
Toluene	µg/L	0.25 U	0.09 U	0.09 U	1.00 U	1.00 U	1.00 U	1.00 U	1.00 U
Xylenes	µg/L	0.38 U	0.93 U	0.24 U	3.00 U	3.00 U	3.00 U	3.00 U	3.00 U
Acenaphthene	µg/L	0.13 U	0.13 U	0.14 U	0.134 U	0.130 U	0.0490 U	0.0490 U	0.0490 U
Acenaphthylene	µg/L	0.17 U	0.17 U	0.18 U	0.175 U	0.170 U	0.0850 U	0.0850 U	0.0850 U
Anthracene	µg/L	0.0095 U	0.0095 U	0.0098 U	0.00959 U	0.00930 U	0.0100 U	0.0100 U	0.0100 U
Benzo(a)anthracene ^a	µg/L	0.019 U	0.019 U	0.020 U	0.0196 U	0.0190 U	0.00300 U	0.00300 U	0.00300 U
Benzo(a)pyrene ^a	µg/L	0.019 U	0.019 U	0.020 U	0.0381 U	0.0370 U	0.0320 U	0.0320 U	0.0320 U
Benzo(b)fluoranthene ^a	µg/L	0.038 U	0.038 U	0.039 U	0.0237 U	0.0230 U	0.0130 U	0.0130 U	0.0130 U
Benzo(g,h,i)perylene	µg/L	0.033 U	0.033 U	0.034 U	0.0196 U	0.0190 U	0.00900 U	0.00900 U	0.00900 U
Benzo(k)fluoranthene ^a	µg/L	0.023 U	0.023 U	0.024 U	0.0330 U	0.0320 U	0.0150 U	0.0150 U	0.0150 U
Chrysene ^a	µg/L	0.020 U	0.020 U	0.021 U	0.0206 U	0.0200 U	0.00500 U	0.00547 J	0.00500 U
Dibenzo(a,h)anthracene ^a	µg/L	0.034 U	0.034 U	0.035 U	0.0340 U	0.0330 U	0.0100 U	0.0100 U	0.0100 U
Fluoranthene	µg/L	0.033 U	0.033 U	0.034 U	0.0330 U	0.0320 U	0.0100 U	0.0100 U	0.0100 U
Fluorene	µg/L	0.030 U	0.030 U	0.030 U	0.0299 U	0.0290 U	0.0100 U	0.0100 U	0.0100 U
Indeno(1,2,3-cd)pyrene ^a	µg/L	0.039 U	0.039 U	0.040 U	0.0392 U	0.0380 U	0.00700 U	0.00700 U	0.00700 U
Naphthalene	µg/L	0.10 U	0.10 U	0.10 U	0.103 U	0.100 U	0.0540 U	0.0540 U	0.0540 U
Phenanthrene	µg/L	0.015 U	0.015 U	0.016 U	0.0155 U	0.0150 U	0.00700 U	0.0109 J	0.00700 U
Pyrene	µg/L	0.037 U	0.037 U	0.038 U	0.0371 U	0.0360 U	0.0190 U	0.0190 U	0.0190 U
<i>MNA Parameters</i>									
Ethylene	mg/L	0.010 U	0.013 U	0.010 U	0.010 U	0.010 U	0.010 U	0.010 U	0.010 U
Ethane	mg/L	0.010 U	0.013 U	0.010 U	0.010 U	0.010 U	0.010 U	0.010 U	0.010 U
Methane	mg/L	0.02	0.009 U	0.01	0.039	0.007 U	0.007	0.018	0.040
Alkalinity	mg/L	NA	236	243	240	258	270	250	226
Nitrogen, Ammonia	mg/L	0.30 U	0.30 U	0.30 U	0.30 U	0.30 U	0.30 U	0.30 U	0.30 U
Nitrogen, Total Kjeldahl	mg/L	0.60 U	0.60 U	0.60 U	0.60 U	0.60 U	0.60 U	0.60 U	0.60 U
Orthophosphate	mg/L	0.30 U	0.30 U	0.30 U	0.30 U	0.30 U	0.30 U	0.30 U	0.30 U
Sulfide, Total	mg/L	0.1	0.13	0.10 U	0.11	0.10 U	0.16	0.19	0.17
Total Organic Carbon	mg/L	0.9	0.8	2.02	0.87	2.94	0.83	0.64	0.63
Chloride	mg/L	249	332	229	317	128	342	266	18.9
Nitrogen, Nitrate	mg/L	0.1 U	5.4	0.1 U	0.1 U	0.1 U	0.3	0.1 U	0.1 U
Nitrogen, Nitrite	mg/L	0.1 U	0.1 U	0.1 U	0.1 U	0.1 U	0.1 U	0.1 U	0.1 U
Sulfate	mg/L	283	109	106	102	25.1	116	117	21.1
Iron, Dissolved	mg/L	1.4	2.45	0.79	0.943	0.559	1.08	1.25	0.588

ATTACHMENT C

GROUNDWATER ANALYTICAL RESULTS
WATER TABLE AQUIFER

	Sample ID:	MW21-GW-026	MW21-GW-027	MW21-GW-028
	Date:	Mar-07	Jun-07	Sep-07
	Dam Position:	Dam Up	Dam Down	Dam Down
<i>Compliance Parameters</i>				
	Units			
Lead	mg/L	NS	NS	NS
Benzene	µg/L	0.500 U	0.500 U	0.500 U
Ethylbenzene	µg/L	1.00 U	1.00 U	1.00 U
Toluene	µg/L	1.00 U	1.00 U	1.00 U
Xylenes	µg/L	3.00 U	3.00 U	3.00 U
Acenaphthene	µg/L	0.0490 U	0.0490 U	0.0490 U
Acenaphthylene	µg/L	0.0850 U	0.0850 U	0.0850 U
Anthracene	µg/L	0.0100 U	0.0100 U	0.0100 U
Benzo(a)anthracene ^a	µg/L	0.00300 U	0.00421 J	0.00300 U
Benzo(a)pyrene ^a	µg/L	0.0320 U	0.0320 U	0.0320 U
Benzo(b)fluoranthene ^a	µg/L	0.0130 U	0.0130 U	0.0130 U
Benzo(g,h,i)perylene	µg/L	0.00900 U	0.00900 U	0.00900 U
Benzo(k)fluoranthene ^a	µg/L	0.0150 U	0.0150 U	0.0150 U
Chrysene ^a	µg/L	0.00500 U	0.0111 J	0.00500 U
Dibenzo(a,h)anthracene ^a	µg/L	0.0100 U	0.0100 U	0.0100 U
Fluoranthene	µg/L	0.0100 U	0.0295 J	0.0100 U
Fluorene	µg/L	0.0100 U	0.0100 U	0.0100 U
Indeno(1,2,3-cd)pyrene ^a	µg/L	0.00700 U	0.00700 U	0.00700 U
Naphthalene	µg/L	0.0540 U	0.0540 U	0.0540 U
Phenanthrene	µg/L	0.0314 J	0.0339 J	0.00700 U
Pyrene	µg/L	0.0381 J	0.0643 J	0.0190 U
<i>MNA Parameters</i>				
Ethylene	mg/L	0.008 U	0.013 U	0.010 U
Ethane	mg/L	0.008 U	0.013 U	0.010 U
Methane	mg/L	0.005 U	0.026	0.030
Alkalinity	mg/L	283	230	219
Nitrogen, Ammonia	mg/L	0.30 U	0.30 U	0.30 U
Nitrogen, Total Kjeldahl	mg/L	0.60 U	0.60 U	0.69
Orthophosphate	mg/L	0.30 U	0.19	0.10 U
Sulfide, Total	mg/L	0.11	0.10 U	0.18
Total Organic Carbon	mg/L	0.81	1.04	1.02
Chloride	mg/L	160	163	133
Nitrogen, Nitrate	mg/L	0.1 U	0.1 U	0.1 U
Nitrogen, Nitrite	mg/L	0.1 U	0.1 U	0.1 U
Sulfate	mg/L	71.8	65.6	53.5
Iron, Dissolved	mg/L	0.451	0.633	0.493

ATTACHMENT C

GROUNDWATER ANALYTICAL RESULTS
WATER TABLE AQUIFER

	Sample ID:	MW23-GW-004	MW23R-GW-005	MW23R-GW-006	MW23R-GW-007	MW23R-GW-008	MW23R-GW-NA1	MW23R-GW-009
	Date:	Aug-95	Dec-96	May-97	Nov-97	May-98	Jul-99	Nov-01
	Dam Position:	Dam Down	Dam Down	Dam Up	Dam Down	Dam Down	Dam Down	Dam Down
<i>Compliance Parameters</i>								
	Units							
Lead	mg/L	0.0050 U	0.0156	0.0322	0.842	0.316	NA	0.0040 U
Benzene	µg/L	6.7	6.9	17.5	1.4	0.5 U	25.2	1.8
Ethylbenzene	µg/L	18.2	1.0 U	8.2	1.0 U	1.0 U	10. U	1.0 U
Toluene	µg/L	1.0 U	1.0 U	1.0 U	1.0 U	1.0 U	10. U	1.0 U
Xylenes	µg/L	19.6	3.0 U	10.4	3.0 U	3.0 U	10. U	3.0 U
Acenaphthene	µg/L	52	11.4	44.3	16.4	15.1	123	28.8
Acenaphthylene	µg/L	90	10.1	65.1	20.1	13.1	134	27.9
Anthracene	µg/L	23	1.35	4.8	2.71	2.1	7.5	2.06
Benzo(a)anthracene ^a	µg/L	0.13 U	0.17	0.16 U	0.328	0.59	0.1 U	0.10 U
Benzo(a)pyrene ^a	µg/L	0.23 U	0.12	0.43 U	0.055 U	0.056 U	0.1 U	0.10 U
Benzo(b)fluoranthene ^a	µg/L	0.18 U	0.15 U	0.075 U	0.055 U	0.056 U	0.1 U	0.10 U
Benzo(g,h,i)perylene	µg/L	0.76 U	0.18 U	0.32 U	0.055 U	0.056 U	0.1 U	0.10 U
Benzo(k)fluoranthene ^a	µg/L	0.17 U	0.12 U	0.12 U	0.055 U	0.056 U	0.1 U	0.10 U
Chrysene ^a	µg/L	1.5 U	0.12 U	0.11 U	0.244	0.356	0.1 U	0.10 U
Dibenzo(a,h)anthracene ^a	µg/L	0.3 U	0.13 U	0.10 U	0.055 U	0.056 U	0.1 U	0.10 U
Fluoranthene	µg/L	6.4	0.9	3.25	2.2	2.18	2. U	0.10 U
Fluorene	µg/L	47	5.58	39.7	0.11 U	5.5	31	2.77
Indeno(1,2,3-cd)pyrene ^a	µg/L	0.43 U	0.13 U	0.26 U	0.055 U	0.056 U	0.1 U	0.10 U
Naphthalene	µg/L	210	1.88	24.2	0.738	0.056 U	16	0.37
Phenanthrene	µg/L	49	4.48	21.1	10.5	6.37	21.3	13.3
Pyrene	µg/L	4	0.73	0.55 U	1.44	2.83	2. U	0.19 U
<i>MNA Parameters</i>								
Ethylene	mg/L	NS	NS	NS	NS	NA	NA	0.07 U
Ethane	mg/L	NS	NS	NS	NS	NA	NA	0.07 U
Methane	mg/L	NS	NS	NS	NS	0.08	0.0363	0.036
Alkalinity	mg/L	NS	NS	NS	NS	236	198	329
Nitrogen, Ammonia	mg/L	NS	NS	NS	NS	1 U	1.61	1.5
Nitrogen, Total Kjeldahl	mg/L	NS	NS	NS	NS	10 U	2.07	10 U
Orthophosphate	mg/L	NS	NS	NS	NS	0.1 U	0.3 U	0.30 U
Sulfide, Total	mg/L	NS	NS	NS	NS	0.1 U	0.1 U	0.10 U
Total Organic Carbon	mg/L	NS	NS	NS	NS	3.6	3.3	3.8
Chloride	mg/L	NS	NS	NS	NS	110	55	16.7
Nitrogen, Nitrate	mg/L	NS	NS	NS	NS	0.1 U	0.1 U	0.1 U
Nitrogen, Nitrite	mg/L	NS	NS	NS	NS	0.1 U	0.1 U	0.1 U
Sulfate	mg/L	NS	NS	NS	NS	1,050	1,140	548
Iron, Dissolved	mg/L	NS	NS	NS	NS	NS	7.13	17

ATTACHMENT C

GROUNDWATER ANALYTICAL RESULTS
WATER TABLE AQUIFER

Sample ID:	MW23R-GW-010	MW23R-GW-011	MW23R-GW-012	MW23R-GW-013	MW23R-GW-014	MW23R-GW-015	MW23R-GW-016	
Date:	Mar-03	Jun-03	Sep-03	Dec-03	Mar-04	Jun-04	Sep-04	
Dam Position:	Dam Down	Dam Down	Dam Up	Dam Down	Dam Down	Dam Down	Dam Down	
<i>Compliance Parameters</i>	Units							
Lead	mg/L	0.0040 U	0.0040 U	0.0015 U	0.0015 U	0.00111 B	0.00050 U	0.00050 U
Benzene	µg/L	1.2	0.65	43.8	4.39	1.62	0.25 U	1.04
Ethylbenzene	µg/L	1.0 U	1.0 U	30.8	0.43 U	0.43 U	0.43 U	0.43 U
Toluene	µg/L	1.0 U	1.0 U	1.33	0.25 U	0.25 U	0.25 U	0.25 U
Xylenes	µg/L	3.0 U	3.0 U	13.4	2.19	1.5	0.38 U	0.6
Acenaphthene	µg/L	37.8	20.3	42.5	46.3	47.8	21.7	29.3
Acenaphthylene	µg/L	40.4	10.7	52.3	36.6	34.2	8.5	16.8
Anthracene	µg/L	1.8	1.1	3.46	3.04	1.83	0.361	1.29
Benzo(a)anthracene ^a	µg/L	0.13 U	0.13 U	0.163	0.145	0.122	0.052	0.145
Benzo(a)pyrene ^a	µg/L	0.19 U	0.19 U	0.050 U	0.050 U	0.029 U	0.029 U	0.030 U
Benzo(b)fluoranthene ^a	µg/L	0.10 U	0.10 U	0.035 U	0.035 U	0.038 U	0.038 U	0.040 U
Benzo(g,h,i)perylene	µg/L	0.10 U	0.10 U	0.035 U	0.035 U	0.036 U	0.036 U	0.038 U
Benzo(k)fluoranthene ^a	µg/L	0.10 U	0.10 U	0.038 U	0.038 U	0.14 U	0.14 U	0.15 U
Chrysene ^a	µg/L	0.10 U	0.10 U	0.076	0.064	0.059	0.054	0.059
Dibenzo(a,h)anthracene ^a	µg/L	0.10 U	0.10 U	0.039 U	0.039 U	0.025 U	0.025 U	0.026 U
Fluoranthene	µg/L	2.4	1.8	2.87	0.049 U	0.067 U	1.69	2.36
Fluorene	µg/L	0.19 U	2.5	17.7	0.042 U	0.026 U	2.12	0.027 U
Indeno(1,2,3-cd)pyrene ^a	µg/L	0.10 U	0.10 U	0.034 U	0.034 U	0.038 U	0.038 U	0.040 U
Naphthalene	µg/L	0.72	1.3	20.9	0.375	0.622	0.042 U	0.304
Phenanthrene	µg/L	6.1	1.6	15.1	11.9	11.7	0.018 U	0.591
Pyrene	µg/L	3.2	2.3	0.5 U	1.56	1.29	0.702	0.439
<i>MNA Parameters</i>								
Ethylene	mg/L	0.010 U	0.010 U	0.010 U	0.010 U	0.010 U	0.010 U	0.010 U
Ethane	mg/L	0.010 U	0.010 U	0.010 U	0.010 U	0.010 U	0.010 U	0.010 U
Methane	mg/L	0.039	0.04	0.126	0.078	0.04	0.04	0.042
Alkalinity	mg/L	366	392	241	327	364	474	422
Nitrogen, Ammonia	mg/L	1.0 U	1.32	1.26	1.62	1.42	1.23	1.02
Nitrogen, Total Kjeldahl	mg/L	10 U	1.24	1.32	1.95	1.71	1.67	1.31
Orthophosphate	mg/L	0.67	0.78	0.62	0.32	0.30 U	0.30 U	0.30 U
Sulfide, Total	mg/L	0.10 U	0.10 U	0.10 U	0.10 U	0.10 U	0.10 U	0.10 U
Total Organic Carbon	mg/L	4.1	6.6	2.9	3.9	3.7	5.2	5.5
Chloride	mg/L	17.6	15.2	28.4	21	16.8	10.9	12.1
Nitrogen, Nitrate	mg/L	0.1 U	0.1 U	0.1 U	0.1 U	0.1 U	0.1 U	0.1 U
Nitrogen, Nitrite	mg/L	0.1 U	0.1 U	0.1 U	0.1 U	0.1 U	0.1 U	0.1 U
Sulfate	mg/L	395	652	673	702	418	602	426
Iron, Dissolved	mg/L	15.2	12.9	8.24	13.1	13.9	9.88	9.79

ATTACHMENT C

GROUNDWATER ANALYTICAL RESULTS
WATER TABLE AQUIFER

	Sample ID:	MW23R-GW-017	MW23R-GW-018	MW23R-GW-019	MW23R-GW-020	MW23R-GW-021	MW23R-GW-022	MW23R-GW-023
	Date:	Dec-04	Mar-05	Jun-05	Sep-05	Dec-05	Mar-06	Jun-06
	Dam Position:	Dam Down	Dam Up	Dam Down	Dam Down	Dam Up	Dam Up	Dam Down
<i>Compliance Parameters</i>								
	Units							
Lead	mg/L	0.00050 U	0.0016 U	NS	NS	NS	NS	NS
Benzene	µg/L	0.45	66.6	2.27	3.64	31.2	54.1	0.500 U
Ethylbenzene	µg/L	0.43 U	49	1.86	0.44 U	16.8	60.5	1.00 U
Toluene	µg/L	0.25 U	2.29	0.12	0.21	1.01	2.27	1.00 U
Xylenes	µg/L	0.38 U	45.2	1.41	2.9	9.16	19.6	3.00 U
Acenaphthene	µg/L	26.6	40.9	23.6	27	33.6	42.6	17.0
Acenaphthylene	µg/L	14.1	48	12.8	17.1	30.3	0.850 U	9.00
Anthracene	µg/L	1.13	3.47	2.12	1.37	2.26	2.83	1.37
Benzo(a)anthracene ^a	µg/L	0.075	0.169	0.019 U	0.046	0.0713	0.0736	0.0539 J
Benzo(a)pyrene ^a	µg/L	0.030 U	0.019 U	0.020 U	0.020 U	0.0370 U	0.0370 U	0.0320 U
Benzo(b)fluoranthene ^a	µg/L	0.039 U	0.038 U	0.037 U	0.038 U	0.0230 U	0.0230 U	0.0130 U
Benzo(g,h,i)perylene	µg/L	0.037 U	0.033 U	0.032 U	0.033 U	0.0190 U	0.0190 U	0.00900 U
Benzo(k)fluoranthene ^a	µg/L	0.14 U	0.023 U	0.023 U	0.024 U	0.0320 U	0.0320 U	0.0150 U
Chrysene ^a	µg/L	0.05	0.094	0.034	0.026	0.109	0.0964	0.0343 J
Dibenzo(a,h)anthracene ^a	µg/L	0.026 U	0.034 U	0.033 U	0.034 U	0.0330 U	0.0330 U	0.0100 U
Fluoranthene	µg/L	2.25	3.72	2.63	3.03	3.37	3.04	2.14
Fluorene	µg/L	0.027 U	0.030 U	0.029 U	0.030 U	19.4	24.8	0.0100 U
Indeno(1,2,3-cd)pyrene ^a	µg/L	0.039 U	0.039 U	0.038 U	0.039 U	0.0380 U	0.0380 U	0.00700 U
Naphthalene	µg/L	0.48	32.2	0.544	0.529	16.5	14.3	0.0540 U
Phenanthrene	µg/L	0.35	13.9	7.67	4.73	10.3	14.2	2.11
Pyrene	µg/L	0.81	0.779	7.64	5.5	6.68	0.0360 U	4.65
<i>MNA Parameters</i>								
Ethylene	mg/L	0.010 U	0.010 U	0.010 U	0.010 U	0.013 U	0.010 U	0.010 U
Ethane	mg/L	0.010 U	0.010 U	0.010 U	0.010 U	0.013 U	0.010 U	0.010 U
Methane	mg/L	0.04	0.068	0.034	0.034	0.058	0.080	0.047
Alkalinity	mg/L	462	NA	412	367	333	243	405
Nitrogen, Ammonia	mg/L	1.1	1.24	0.88	1.55	1.34	0.95	0.65
Nitrogen, Total Kjeldahl	mg/L	1.44	1.43	1	1.83	1.66	1.25	1.05
Orthophosphate	mg/L	0.30 U	0.30 U	0.30 U	0.30 U	0.30 U	0.30 U	0.32
Sulfide, Total	mg/L	0.120 U	0.10 U	0.10 U	0.10 U	0.10 U	0.10 U	0.10 U
Total Organic Carbon	mg/L	5.5	3.8	5.9	6.7	4.01	6.59	5.31
Chloride	mg/L	11.3	28.5	13.2	16.7	23.3	28.4	13.3
Nitrogen, Nitrate	mg/L	0.1 U	0.1 U	0.1 U	0.1 U	0.1 U	0.1 U	0.5 U
Nitrogen, Nitrite	mg/L	0.1 U	0.1 U	0.1 U	0.1 U	0.1 U	0.1 U	0.5 U
Sulfate	mg/L	53.2	1,010	1,010	893	862	701	989
Iron, Dissolved	mg/L	12.1	12.1	10.3	16.6	13.2	8.52	9.26

ATTACHMENT C

GROUNDWATER ANALYTICAL RESULTS
WATER TABLE AQUIFER

Sample ID:	MW23R-GW-024	MW23R-GW-025	MW23R-GW-026	MW23R-GW-027	MW23R-GW-028	
Date:	Sep-06	Dec-06	Mar-07	Jun-07	Sep-07	
Dam Position:	Dam Down	Dam Up	Dam Up	Dam Down	Dam Down	
<u>Compliance Parameters</u>		<u>Units</u>				
Lead	mg/L	NS	NS	NS	NS	NS
Benzene	µg/L	6.31	40.3	34.0	1.23	1.23
Ethylbenzene	µg/L	1.00 U	17.7	23.3	1.00 U	1.00 U
Toluene	µg/L	1.00 U	1.00 U	1.00 U	1.00 U	1.00 U
Xylenes	µg/L	3.14	7.01	21.6	3.00 U	3.00 U
Acenaphthene	µg/L	30.9	41.5	41.7	24.2	16.1
Acenaphthylene	µg/L	20.8	31.0	30.6	15.6	9.29
Anthracene	µg/L	1.81	3.62	3.05	1.14	0.969
Benzo(a)anthracene ^a	µg/L	0.0532 J	0.0763 J	0.0828 J	0.0404 J	0.0510 J
Benzo(a)pyrene ^a	µg/L	0.0320 U	0.0320 U	0.0320 U	0.0320 U	0.0320 U
Benzo(b)fluoranthene ^a	µg/L	0.0130 U	0.0130 U	0.0130 U	0.0130 U	0.0130 U
Benzo(g,h,i)perylene	µg/L	0.00900 U	0.00900 U	0.00900 U	0.00900 U	0.00900 U
Benzo(k)fluoranthene ^a	µg/L	0.0150 U	0.0150 U	0.0150 U	0.0150 U	0.0150 U
Chrysene ^a	µg/L	0.0733 J	0.0796 J	0.0665 J	0.0497 J	0.102
Dibenzo(a,h)anthracene ^a	µg/L	0.0100 U	0.0100 U	0.0100 U	0.0100 U	0.0100 U
Fluoranthene	µg/L	1.77	4.20	3.51	2.65	2.71
Fluorene	µg/L	14.1	23.4	21.1	0.0100 U	0.0100 U
Indeno(1,2,3-cd)pyrene ^a	µg/L	0.00700 U	0.00700 U	0.00700 U	0.00700 U	0.00700 U
Naphthalene	µg/L	0.607	3.52	3.88	0.22	0.0540 U
Phenanthrene	µg/L	7.00	13.3	10.1	2.2	0.00700 U
Pyrene	µg/L	6.24	9.43	7.30	2.54	1.91
<u>MNA Parameters</u>						
Ethylene	mg/L	0.010 U	0.010 U	0.010 U	0.010 U	0.007 U
Ethane	mg/L	0.010 U	0.010 U	0.010 U	0.010 U	0.007 U
Methane	mg/L	0.037	0.054	0.044	0.027	0.018
Alkalinity	mg/L	264	263	184	336	494
Nitrogen, Ammonia	mg/L	1.46	1.12	0.69	0.65	0.62
Nitrogen, Total Kjeldahl	mg/L	1.72	1.24	0.98	1.26	1.01
Orthophosphate	mg/L	0.30 U	0.30 U	0.30 U	0.16	0.21
Sulfide, Total	mg/L	0.10 U	0.10 U	0.10 U	0.10 U	0.10 U
Total Organic Carbon	mg/L	3.68	2.50	2.08	4.38	5.22
Chloride	mg/L	17.8	23.3	22.1	14.6	5.5
Nitrogen, Nitrate	mg/L	0.5 U	0.1 U	0.1 U	0.1 U	0.1 U
Nitrogen, Nitrite	mg/L	0.5 U	0.1 U	0.1 U	0.1 U	0.1 U
Sulfate	mg/L	1,110	859	919	1,210	787
Iron, Dissolved	mg/L	15.7	11.9	9.66	8.18	7.45

ATTACHMENT C

GROUNDWATER ANALYTICAL RESULTS
WATER TABLE AQUIFER

Sample ID:	MW36-GW-NA1	MW36-GW-009	MW36-GW-010	MW36-GW-011	MW36-GW-012	MW36-GW-013	MW36-GW-014	
Date:	Jul-99	Nov-01	Mar-03	Jun-03	Sep-03	Dec-03	Mar-04	
Dam Position:	Dam Down	Dam Down	Dam Down	Dam Down	Dam Up	Dam Down	Dam Down	
<i>Compliance Parameters</i>								
	Units							
Lead	mg/L	NA	0.0040 U	0.0040 U	0.0040 U	0.0015 U	0.0015 U	0.00120 B
Benzene	µg/L	1. U	1.0 U	0.5 U	0.5 U	0.25 U	0.25 U	0.25 U
Ethylbenzene	µg/L	1. U	1.0 U	1.0 U	1.0 U	0.43 U	0.43 U	0.43 U
Toluene	µg/L	1. U	1.0 U	1.0 U	1.0 U	0.25 U	0.25 U	0.25 U
Xylenes	µg/L	1. U	3.0 U	3.0 U	3.0 U	0.38 U	0.38 U	0.38 U
Acenaphthene	µg/L	2. U	0.19 U	0.19 U	0.19 U	0.031 U	0.073 U	0.073 U
Acenaphthylene	µg/L	2. U	0.19 U	0.19 U	0.19 U	0.055 U	0.12 U	0.12 U
Anthracene	µg/L	0.5 U	0.10 U	0.19 U	0.19 U	0.024 U	0.024 U	0.024 U
Benzo(a)anthracene ^a	µg/L	0.1 U	0.10 U	0.13 U	0.13 U	0.028 U	0.033 U	0.033 U
Benzo(a)pyrene ^a	µg/L	0.1 U	0.10 U	0.19 U	0.19 U	0.050 U	0.029 U	0.029 U
Benzo(b)fluoranthene ^a	µg/L	0.1 U	0.10 U	0.10 U	0.10 U	0.035 U	0.038 U	0.038 U
Benzo(g,h,i)perylene	µg/L	0.1 U	0.10 U	0.10 U	0.10 U	0.035 U	0.036 U	0.036 U
Benzo(k)fluoranthene ^a	µg/L	0.1 U	0.10 U	0.10 U	0.10 U	0.136	0.14 U	0.14 U
Chrysene ^a	µg/L	0.1 U	0.10 U	0.10 U	0.10 U	0.032 U	0.030 U	0.030 U
Dibenzo(a,h)anthracene ^a	µg/L	0.1 U	0.10 U	0.10 U	0.10 U	0.039 U	0.025 U	0.025 U
Fluoranthene	µg/L	0.2 U	0.10 U	0.19 U	0.19 U	0.049 U	0.067 U	0.067 U
Fluorene	µg/L	0.5 U	0.19 U	0.19 U	0.19 U	0.042 U	0.026 U	0.026 U
Indeno(1,2,3-cd)pyrene ^a	µg/L	0.1 U	0.10 U	0.10 U	0.10 U	0.034 U	0.038 U	0.038 U
Naphthalene	µg/L	2. U	0.10 U	0.10 U	0.10 U	0.054 U	0.042 U	0.084
Phenanthrene	µg/L	0.5 U	0.10 U	0.10 U	0.10 U	0.035 U	0.018 U	0.018 U
Pyrene	µg/L	0.2 U	0.19 U	0.19 U	0.19 U	0.099 U	0.11 U	0.11 U
<i>MNA Parameters</i>								
Ethylene	mg/L	NA	0.006 U	0.10 U	0.010 U	0.010 U	0.010 U	0.008 U
Ethane	mg/L	NA	0.006 U	0.10 U	0.010 U	0.010 U	0.010 U	0.008 U
Methane	mg/L	0.009 U	0.005	0.061	0.007	0.007 U	0.007 U	0.006 U
Alkalinity	mg/L	270	398	324	341	286	329	319
Nitrogen, Ammonia	mg/L	0.1 U	1.0 U	1.0 U	0.12	0.13	0.18	0.16
Nitrogen, Total Kjeldahl	mg/L	0.639	10 U	10 U	0.27	0.3	0.33	0.41
Orthophosphate	mg/L	0.3 U	0.7	0.89	0.93	0.65	0.37	0.30 U
Sulfide, Total	mg/L	0.1 U	0.10 U	0.10 U	0.10 U	0.10 U	0.10 U	0.10 U
Total Organic Carbon	mg/L	3.4	1.6	1.9	1.9	1.9	1.6	1.5
Chloride	mg/L	33	28	45.2	50.4	40.2	40.1	66.4
Nitrogen, Nitrate	mg/L	6.2	3.1	0.8	4.8	2.9	3.6	3.7
Nitrogen, Nitrite	mg/L	0.1 U	0.1 U	0.1 U	0.1 U	0.1 U	0.1 U	0.1 U
Sulfate	mg/L	158	91	120	119	101	115	121
Iron, Dissolved	mg/L	0.03 U	0.030 U	0.030 U	0.030 U	0.030 U	0.30 U	0.030 U

ATTACHMENT C

GROUNDWATER ANALYTICAL RESULTS
WATER TABLE AQUIFER

Sample ID:	MW36-GW-015	MW36-GW-016	MW36-GW-017	MW36-GW-018	MW36-GW-019	MW36-GW-020	MW36-GW-021	
Date:	Jun-04	Sep-04	Dec-04	Mar-05	Jun-05	Sep-05	Dec-05	
Dam Position:	Dam Down	Dam Down	Dam Down	Dam Up	Dam Down	Dam Down	Dam Up	
<i>Compliance Parameters</i>								
	Units							
Lead	mg/L	0.00050 U	0.00050 U	0.00050 U	0.0016 U	NS	NS	NS
Benzene	µg/L	0.25 U	0.25 U	0.25 U	0.25 U	0.170 U	0.10 U	0.500 U
Ethylbenzene	µg/L	0.43 U	0.43 U	0.43 U	0.43 U	0.63 U	0.44 U	1.00 U
Toluene	µg/L	0.25 U	0.25 U	0.25 U	0.25 U	0.09 U	0.09 U	1.00 U
Xylenes	µg/L	0.38 U	0.38 U	0.38 U	0.38 U	0.93 U	0.24 U	3.00 U
Acenaphthene	µg/L	0.073 U	0.073 U	0.077 U	0.13 U	0.13 U	0.13 U	0.133 U
Acenaphthylene	µg/L	0.12 U	0.12 U	0.13 U	0.18 U	0.17 U	0.18 U	0.173 U
Anthracene	µg/L	0.024 U	0.024 U	0.025 U	0.0096 U	0.0095 U	0.0096 U	0.00949 U
Benzo(a)anthracene ^a	µg/L	0.033 U	0.033 U	0.035 U	0.020 U	0.019 U	0.020 U	0.0194 U
Benzo(a)pyrene ^a	µg/L	0.029 U	0.029 U	0.030 U	0.020 U	0.019 U	0.020 U	0.0378 U
Benzo(b)fluoranthene ^a	µg/L	0.038 U	0.038 U	0.040 U	0.038 U	0.038 U	0.038 U	0.0235 U
Benzo(g,h,i)perylene	µg/L	0.036 U	0.036 U	0.038 U	0.033 U	0.033 U	0.033 U	0.0194 U
Benzo(k)fluoranthene ^a	µg/L	0.14 U	0.14 U	0.15 U	0.024 U	0.023 U	0.024 U	0.0327 U
Chrysene ^a	µg/L	0.030 U	0.030 U	0.032 U	0.021 U	0.020 U	0.021 U	0.0204 U
Dibenzo(a,h)anthracene ^a	µg/L	0.025 U	0.025 U	0.026 U	0.034 U	0.034 U	0.034 U	0.0337 U
Fluoranthene	µg/L	0.067 U	0.067 U	0.070 U	0.033 U	0.033 U	0.033 U	0.0327 U
Fluorene	µg/L	0.026 U	0.026 U	0.027 U	0.030 U	0.030 U	0.030 U	0.0296 U
Indeno(1,2,3-cd)pyrene ^a	µg/L	0.038 U	0.038 U	0.040 U	0.039 U	0.039 U	0.039 U	0.0388 U
Naphthalene	µg/L	0.042 U	0.042 U	0.71	0.10 U	0.10 U	0.10 U	0.102 U
Phenanthrene	µg/L	0.018 U	0.018 U	0.019 U	0.015 U	0.015 U	0.015 U	0.0153 U
Pyrene	µg/L	0.11 U	0.11 U	0.12 U	0.037 U	0.037 U	0.037 U	0.0367 U
<i>MVA Parameters</i>								
Ethylene	mg/L	0.008 U	0.010 U	0.010 U	0.010 U	0.010 U	0.010 U	0.010 U
Ethane	mg/L	0.008 U	0.010 U	0.010 U	0.010 U	0.010 U	0.010 U	0.010 U
Methane	mg/L	0.006 U	0.165	0.007 U	0.007 U	0.007 U	0.07	0.007 U
Alkalinity	mg/L	341	344	312	NA	290	371	299
Nitrogen, Ammonia	mg/L	0.30 U	0.30 U	0.30 U	0.30 U	0.30 U	0.30 U	0.30 U
Nitrogen, Total Kjeldahl	mg/L	0.60 U	0.60 U	0.60 U	0.60 U	0.60 U	0.60 U	0.60 U
Orthophosphate	mg/L	0.42	0.30 U	0.8	0.38	0.30 U	0.71	0.30 U
Sulfide, Total	mg/L	0.10 U	0.1 U	0.10 U	0.10 U	0.10 U	0.10 U	0.10 U
Total Organic Carbon	mg/L	1.8	1.8	2.6	2.2	2	1.92	2.14
Chloride	mg/L	83.6	62.5	68.8	50.6	66.5	44.1	57.6
Nitrogen, Nitrate	mg/L	3.4	1.7	1.5	5.2	3.7	1.5	5.1
Nitrogen, Nitrite	mg/L	0.1 U	0.1 U	0.1 U	0.1 U	0.1 U	0.1 U	0.1 U
Sulfate	mg/L	111	83.4	239	152	201	107	174
Iron, Dissolved	mg/L	0.100 U	0.030 U	0.030 U	0.030 U	0.030 U	0.030 U	0.030 U

ATTACHMENT C

GROUNDWATER ANALYTICAL RESULTS
WATER TABLE AQUIFER

Sample ID:	MW36-GW-022	MW36-GW-023	MW36-GW-024	MW36-GW-025	MW36-GW-026	MW36-GW-027	MW36-GW-028	
Date:	Mar-06	Jun-06	Sep-06	Dec-06	Mar-07	Jun-07	Sep-07	
Dam Position:	Dam Up	Dam Down	Dam Down	Dam Up	Dam Up	Dam Down	Dam Down	
<i>Compliance Parameters</i>								
	Units							
Lead	mg/L	NS	NS	NS	NS	NS	NS	NS
Benzene	µg/L	0.500 U	0.500 U	0.500 U	0.500 U	0.500 U	0.500 U	0.500 U
Ethylbenzene	µg/L	1.00 U	1.00 U	1.00 U	1.00 U	1.00 U	1.00 U	1.00 U
Toluene	µg/L	1.00 U	1.00 U	1.00 U	1.00 U	1.00 U	1.00 U	1.00 U
Xylenes	µg/L	3.00 U	3.00 U	3.00 U	3.00 U	3.00 U	3.00 U	3.00 U
Acenaphthene	µg/L	0.130 U	0.0490 U	0.0490 U	0.0490 U	0.0490 U	0.0490 U	0.0490 U
Acenaphthylene	µg/L	0.170 U	0.0850 U	0.0850 U	0.0850 U	0.0850 U	0.0850 U	0.0850 U
Anthracene	µg/L	0.00930 U	0.0100 U	0.0100 U	0.0100 U	0.0100 U	0.0100 U	0.0100 U
Benzo(a)anthracene ^a	µg/L	0.02	0.0184 J	0.00300 U	0.00300 U	0.00300 U	0.00300 U	0.00300 U
Benzo(a)pyrene ^a	µg/L	0.0370 U	0.0320 U	0.0320 U	0.0320 U	0.0320 U	0.0320 U	0.0320 U
Benzo(b)fluoranthene ^a	µg/L	0.0230 U	0.0130 U	0.0130 U	0.0130 U	0.0130 U	0.0130 U	0.0130 U
Benzo(g,h,i)perylene	µg/L	0.0190 U	0.00900 U	0.00900 U	0.00900 U	0.00900 U	0.00900 U	0.00900 U
Benzo(k)fluoranthene ^a	µg/L	0.0413	0.0150 U	0.0150 U	0.0150 U	0.0150 U	0.0150 U	0.0150 U
Chrysene ^a	µg/L	0.0222	0.0649 J	0.00500 U	0.00500 U	0.00500 U	0.00500 U	0.00500 U
Dibenzo(a,h)anthracene ^a	µg/L	0.0330 U	0.0100 U	0.0100 U	0.0100 U	0.0100 U	0.0100 U	0.0100 U
Fluoranthene	µg/L	0.0320 U	0.0687 J	0.0100 U	0.0100 U	0.0100 U	0.0100 U	0.0100 U
Fluorene	µg/L	0.0290 U	0.0100 U	0.0100 U	0.0100 U	0.0100 U	0.0100 U	0.0100 U
Indeno(1,2,3-cd)pyrene ^a	µg/L	0.0416	0.00700 U	0.00700 U	0.00700 U	0.00700 U	0.00700 U	0.00700 U
Naphthalene	µg/L	0.100 U	0.0540 U	0.0540 U	0.0540 U	0.0540 U	0.0540 U	0.0540 U
Phenanthrene	µg/L	0.0150 U	0.0240 J	0.00700 U	0.00700 U	0.00700 U	0.00700 U	0.00700 U
Pyrene	µg/L	0.0360 U	0.0758 J	0.0190 U	0.0190 U	0.0195 J	0.0190 U	0.0190 U
<i>MNA Parameters</i>								
Ethylene	mg/L	0.010 U	0.010 U	0.010 U	0.010 U	0.010 U	0.010 U	0.010 U
Ethane	mg/L	0.010 U	0.010 U	0.010 U	0.010 U	0.010 U	0.010 U	0.010 U
Methane	mg/L	0.007 U	0.009	0.007 U	0.007 U	0.010	0.007 U	0.007 U
Alkalinity	mg/L	247	332	298	254	241	273	348
Nitrogen, Ammonia	mg/L	0.30 U	0.30 U	0.30 U	0.30 U	0.34	0.30 U	0.30 U
Nitrogen, Total Kjeldahl	mg/L	0.60 U	0.60 U	0.60 U	0.60 U	0.60 U	0.60 U	0.60 U
Orthophosphate	mg/L	0.30 U	0.30 U	0.35	0.30 U	0.30 U	0.35	0.29
Sulfide, Total	mg/L	0.10 U	0.10 U	0.10 U	0.10 U	0.10 U	0.10 U	0.10 U
Total Organic Carbon	mg/L	1.90	1.49	1.78	1.72	2.71	2.56	2.47
Chloride	mg/L	46.7	42.5	45.5	42.5	57.0	77.7	55.4
Nitrogen, Nitrate	mg/L	6.9	3.1	2.5	2.1	4.1	5.9	3.3
Nitrogen, Nitrite	mg/L	0.1 U	0.1 U	0.1 U	0.1 U	0.1 U	0.1 U	0.1 U
Sulfate	mg/L	87.2	117	142	120	133	281	167
Iron, Dissolved	mg/L	0.030 U	0.030 U	0.030 U	0.030 U	0.030 U	0.030 U	0.100 U

ATTACHMENT C

GROUNDWATER ANALYTICAL RESULTS
WATER TABLE AQUIFER

Sample ID:	MW37-GW-NA1	MW37-GW-009	MW37-GW-010	MW37-GW-011	MW37-GW-012	MW37-GW-013	MW37-GW-014	
Date:	Jul-99	Nov-01	Mar-03	Jun-03	Sep-03	Dec-03	Mar-04	
Dam Position:	Dam Down	Dam Down	Dam Down	Dam Down	Dam Up	Dam Down	Dam Down	
<u>Compliance Parameters</u>								
	Units							
Lead	mg/L	NA	0.0040 U	0.0040 U	0.0040 U	0.0015 U	0.0015 U	0.00113 B
Benzene	µg/L	6.4	1.0 U	0.5 U	0.61	4.77	0.25 U	0.25 U
Ethylbenzene	µg/L	1. U	1.0 U	1.0 U	1.0 U	0.43 U	0.56	0.43 U
Toluene	µg/L	1. U	1.0 U	1.0 U	1.0 U	0.25 U	0.25 U	1.91
Xylenes	µg/L	1. U	3.0 U	3.0 U	3.0 U	1.28	0.53	0.38 U
Acenaphthene	µg/L	33.9	1.4	1.4	3.4	13.4	10.3	4.67
Acenaphthylene	µg/L	20 U	0.19 U	0.19 U	0.19 U	3.94	3.66	0.12 U
Anthracene	µg/L	0.7	1.10 U	0.19 U	0.19 U	0.024 U	0.024 U	0.024 U
Benzo(a)anthracene ^a	µg/L	0.1 U	0.10 U	0.13 U	0.13 U	0.028 U	0.028 U	0.033 U
Benzo(a)pyrene ^a	µg/L	0.1 U	0.10 U	0.19 U	0.19 U	0.050 U	0.050 U	0.029 U
Benzo(b)fluoranthene ^a	µg/L	0.1 U	0.10 U	0.10 U	0.10 U	0.035 U	0.035 U	0.038 U
Benzo(g,h,i)perylene ^a	µg/L	0.1 U	0.10 U	0.10 U	0.10 U	0.035 U	0.035 U	0.036 U
Benzo(k)fluoranthene ^a	µg/L	0.1 U	0.10 U	0.10 U	0.10 U	0.038 U	0.038 U	0.14 U
Chrysene ^a	µg/L	0.1 U	0.10 U	0.10 U	0.10 U	0.032 U	0.032 U	0.030 U
Dibenzo(a,h)anthracene ^a	µg/L	0.1 U	0.10 U	0.10 U	0.10 U	0.099	0.039 U	0.025 U
Fluoranthene	µg/L	0.2 U	0.12	0.19 U	0.19 U	0.049 U	0.049 U	0.067 U
Fluorene	µg/L	5. U	0.19 U	0.19 U	0.39	0.042 U	0.042 U	0.026 U
Indeno(1,2,3-cd)pyrene ^a	µg/L	0.1 U	0.10 U	0.10 U	0.10 U	0.034 U	0.034 U	0.038 U
Naphthalene	µg/L	2. U	0.10 U	0.10 U	0.10 U	0.482	0.054 U	0.042 U
Phenanthrene	µg/L	0.5 U	0.10 U	0.10 U	0.10 U	0.035 U	0.035 U	0.018 U
Pyrene	µg/L	0.2 U	0.19 U	0.19 U	0.19 U	0.099 U	0.099 U	0.11 U
<u>MVA Parameters</u>								
Ethylene	mg/L	NA	0.007 U	0.007 U	0.010 U	0.010 U	0.010 U	0.010 U
Ethane	mg/L	NA	0.007 U	0.007 U	0.010 U	0.010 U	0.010 U	0.010 U
Methane	mg/L	0.0285	0.053	0.01	0.041	0.207	0.235	0.156
Alkalinity	mg/L	330	274	324	362	294	323	351
Nitrogen, Ammonia	mg/L	1.98	2.4	1.2	2.42	1.38	1.41	1.48
Nitrogen, Total Kjeldahl	mg/L	6.18	10 U	10 U	1.97	1.69	1.65	1.92
Orthophosphate	mg/L	0.3 U	0.30 U	0.54	1.13	0.99	0.54	0.55
Sulfide, Total	mg/L	0.8	0.10 U	0.10 U	0.10 U	0.10 U	0.10 U	0.10 U
Total Organic Carbon	mg/L	7.3	4.1	3.8	4.9	3.5	2.7	3.5
Chloride	mg/L	41	23.8	23.1	26.1	29.1	32.7	29.6
Nitrogen, Nitrate	mg/L	0.1 U	0.1 U	0.1 U	0.2	0.1 U	0.1 U	0.1 U
Nitrogen, Nitrite	mg/L	0.1 U	0.1 U	0.1 U	0.1 U	0.1 U	0.1 U	0.1 U
Sulfate	mg/L	454	982	770	886	281	162	336
Iron, Dissolved	mg/L	1.88	8.63	3.91	6.49	4.65	3.57	5.35

ATTACHMENT C

GROUNDWATER ANALYTICAL RESULTS
WATER TABLE AQUIFER

Sample ID:	MW37-GW-015	MW37-GW-016	MW37-GW-017	MW37-GW-018	MW37-GW-019	MW37-GW-020	MW37-GW-021	
Date:	Jun-04	Sep-04	Dec-04	Mar-05	Jun-05	Sep-05	Dec-05	
Dam Position:	Dam Down	Dam Down	Dam Down	Dam Up	Dam Down	Dam Down	Dam Up	
<i>Compliance Parameters</i>								
	Units							
Lead	mg/L	0.00050 U	0.00050 U	0.00050 U	0.0016 U	NS	NS	NS
Benzene	µg/L	0.25 U	0.25 U	0.25 U	8.05	0.35	0.10 U	4.14
Ethylbenzene	µg/L	0.43 U	0.43 U	0.43 U	2.82	0.63 U	0.44 U	1.00 U
Toluene	µg/L	0.25 U	0.25 U	0.25 U	0.25 U	0.09 U	0.09 U	1.00 U
Xylenes	µg/L	0.38 U	0.38 U	0.38 U	0.69	0.22 U	0.24 U	3.00 U
Acenaphthene	µg/L	3.11	3.65	2.68	7.95	5.01	2.23	2.53
Acenaphthylene	µg/L	0.13 U	0.12 U	0.12 U	3.07	0.17 U	1.01	0.679
Anthracene	µg/L	0.025 U	0.131	0.025 U	0.0095 U	0.0095 U	0.057	0.00930 U
Benzo(a)anthracene ^a	µg/L	0.034 U	0.034 U	0.034 U	0.019 U	0.019 U	0.020 U	0.0190 U
Benzo(a)pyrene ^a	µg/L	0.030 U	0.030 U	0.030 U	0.019 U	0.019 U	0.020 U	0.0370 U
Benzo(b)fluoranthene ^a	µg/L	0.040 U	0.039 U	0.040 U	0.038 U	0.038 U	0.038 U	0.0230 U
Benzo(g,h,i)perylene	µg/L	0.038 U	0.037 U	0.037 U	0.033 U	0.033 U	0.033 U	0.0190 U
Benzo(k)fluoranthene ^a	µg/L	0.15 U	0.14 U	0.15 U	0.023 U	0.023 U	0.024 U	0.0320 U
Chrysene ^a	µg/L	0.031 U	0.031 U	0.031 U	0.020 U	0.020 U	0.021 U	0.0200 U
Dibenzo(a,h)anthracene ^a	µg/L	0.026 U	0.026 U	0.026 U	0.034 U	0.034 U	0.034 U	0.0330 U
Fluoranthene	µg/L	0.070 U	0.068 U	0.070 U	0.033 U	0.033 U	0.033 U	0.0320 U
Fluorene	µg/L	0.027 U	0.027 U	0.027 U	0.030 U	0.030 U	0.030 U	0.341
Indeno(1,2,3-cd)pyrene ^a	µg/L	0.040 U	0.039 U	0.040 U	0.039 U	0.039 U	0.040 U	0.0380 U
Naphthalene	µg/L	0.044 U	0.043 U	0.044 U	0.10 U	0.10 U	0.10 U	0.100 U
Phenanthrene	µg/L	0.019 U	0.018 U	0.019 U	0.015 U	0.015 U	0.016 U	0.0150 U
Pyrene	µg/L	0.11 U	0.159	0.11 U	0.037 U	1.01	0.199	0.0360 U
<i>MNA Parameters</i>								
Ethylene	mg/L	0.010 U	0.010 U	0.008 U	0.010 U	0.010 U	0.010 U	0.010 U
Ethane	mg/L	0.010 U	0.010 U	0.008 U	0.010 U	0.010 U	0.010 U	0.010 U
Methane	mg/L	0.028	0.075	0.069	0.092	0.041	0.031	0.096
Alkalinity	mg/L	433	445	475	NA	345	312	356
Nitrogen, Ammonia	mg/L	1.68	1.84	1.78	1.43	1.67	1.72	1.41
Nitrogen, Total Kjeldahl	mg/L	2.29	2.18	2	1.67	2.03	2.09	1.76
Orthophosphate	mg/L	1.04	0.68	0.42	0.34	0.68	0.43	0.59
Sulfide, Total	mg/L	0.10 U	0.1 U	0.10 U	0.10 U	0.10 U	0.10 U	0.10 U
Total Organic Carbon	mg/L	6.4	5.6	5.1	4.5	4.7	4.38	3.99
Chloride	mg/L	21.9	16.5	13.6	38.3	25.8	19.3	23.2
Nitrogen, Nitrate	mg/L	0.1 U	0.1 U	0.1 U	0.1 U	0.1	0.1 U	0.1 U
Nitrogen, Nitrite	mg/L	0.1 U	0.1 U	0.1 U	0.1 U	0.1 U	0.1 U	0.1 U
Sulfate	mg/L	933	773	830	375	1,030	1,160	727
Iron, Dissolved	mg/L	2.81	6.73	7.69	5.91	4.03	11.8	9.23

ATTACHMENT C

GROUNDWATER ANALYTICAL RESULTS
WATER TABLE AQUIFER

	Sample ID:	MW37-GW-022	MW37-GW-023	MW37-GW-024	MW37-GW-025	MW37-GW-026	MW37-GW-027	MW37-GW-028
	Date:	Mar-06	Jun-06	Sep-06	Dec-06	Mar-07	Jun-07	Sep-07
	Dam Position:	Dam Up	Dam Down	Dam Down	Dam Up	Dam Up	Dam Down	Dam Down
<u>Compliance Parameters</u>	Units							
Lead	mg/L	NS	NS	NS	NS	NS	NS	NS
Benzene	µg/L	0.820	0.500 U	0.500 U	2.50 U	0.500 U	0.500 U	2.50 U, HI
Ethylbenzene	µg/L	1.00 U	1.00 U	1.00 U	5.00 U	1.00 U	1.00 U	5.00 U, HI
Toluene	µg/L	1.00 U	1.00 U	1.00 U	5.00 U	1.00 U	1.00 U	5.00 U, HI
Xylenes	µg/L	3.00 U	3.00 U	3.00 U	15.0 U	3.00 U	3.00 U	15.0 U, HI
Acenaphthene	µg/L	15.0	1.43	2.86	10.6	12.1	5.74	4.55
Acenaphthylene	µg/L	5.87	0.0850 U	0.793	2.35	0.0850 U	0.0850 U	0.0850 U
Anthracene	µg/L	0.00930 U	0.0100 U	0.0598 J	0.108	0.0141 J	0.266	0.213
Benzo(a)anthracene ^a	µg/L	0.0190 U	0.00300 U	0.00846 J	0.00300 U	0.00300 U	0.00300 U	0.00300 U
Benzo(a)pyrene ^a	µg/L	0.0370 U	0.0320 U	0.0320 U	0.0320 U	0.0320 U	0.0320 U	0.0320 U
Benzo(b)fluoranthene ^a	µg/L	0.0230 U	0.0130 U	0.0130 U	0.0130 U	0.0130 U	0.0130 U	0.0130 U
Benzo(g,h,i)perylene	µg/L	0.0190 U	0.00900 U	0.00900 U	0.00900 U	0.00900 U	0.00900 U	0.00900 U
Benzo(k)fluoranthene ^a	µg/L	0.0320 U	0.0150 U	0.0150 U	0.0150 U	0.0150 U	0.0150 U	0.0150 U
Chrysene ^a	µg/L	0.0200 U	0.00500 U	0.00754 J	0.00500 U	0.00500 U	0.00500 U	0.00500 U
Dibenzo(a,h)anthracene ^a	µg/L	0.0330 U	0.0100 U	0.0100 U	0.0100 U	0.0100 U	0.0100 U	0.0100 U
Fluoranthene	µg/L	0.0320 U	0.0100 U	0.0100 U	0.0602 J	0.0100 U	0.0100 U	0.0100 U
Fluorene	µg/L	2.32	0.243	0.951	1.05	2.10	0.0100 U	0.0100 U
Indeno(1,2,3-cd)pyrene ^a	µg/L	0.0380 U	0.00700 U	0.00700 U	0.00700 U	0.00700 U	0.00700 U	0.00700 U
Naphthalene	µg/L	0.100 U	0.187 J	0.0540 J	0.0681 J	0.0540 U	0.0540 U	0.0540 U
Phenanthrene	µg/L	0.0150 U	0.200	0.0962 J	0.186	0.00700 U	0.116	0.131
Pyrene	µg/L	0.0736	0.291	0.156	0.195	0.0190 U	0.763	0.641
<u>MNA Parameters</u>								
Ethylene	mg/L	0.010 U	0.010 U	0.010 U	0.010 U	0.010 U	0.013 U	0.010 U
Ethane	mg/L	0.010 U	0.010 U	0.010 U	0.010 U	0.010 U	0.013 U	0.010 U
Methane	mg/L	0.042	0.024	0.048	0.101	0.054	0.063	0.026
Alkalinity	mg/L	292	348	365	307	320	344	373
Nitrogen, Ammonia	mg/L	1.27	1.54	1.46	1.36	1.22	1.56	1.70
Nitrogen, Total Kjeldahl	mg/L	1.43	1.89	1.72	1.58	1.86	1.66	2.30
Orthophosphate	mg/L	0.73	0.72	0.37	0.30 U	0.30 U	0.9	0.89
Sulfide, Total	mg/L	0.10 U	0.10 U	0.10 U	0.10 U	0.10 U	0.10 U	0.10 U
Total Organic Carbon	mg/L	23.2	4.40	4.43	2.97	2.93	4.67	5.35
Chloride	mg/L	37.4	24.9	22.2	31.1	31.6	24.6	18.6
Nitrogen, Nitrate	mg/L	0.1 U	0.5	0.5 U	0.1 U	0.1 U	0.1 U	0.1 U
Nitrogen, Nitrite	mg/L	0.1 U	0.5 U	0.5 U	0.1 U	0.1 U	0.1 U	0.1 U
Sulfate	mg/L	176	885	667	263	159	1,190	1,130
Iron, Dissolved	mg/L	4.74	3.21	7.03	5.28	4.60	3.29	2.36

Notes:

Data in blue indicate concentrations exceeding the respective cleanup goal.

^a Suspected carcinogenic polynuclear aromatic hydrocarbon.

HI = Reporting limit elevated due to hydrocarbon interference.

J = Analyte detected at a level less than the reporting limit but greater than or equal to the method detection limit. Concentrations within this range are estimated.

MNA = Monitored natural attenuation.

NA = Not analyzed.

mg/L = Milligrams per liter.

NS = Not sampled.

µg/L = Micrograms per liter.

U = Compound not detected at or above the value reported.

ATTACHMENT D

GROUNDWATER ANALYTICAL RESULTS
INTERMEDIATE ZONE

Sample ID:	MW08-GW-004	MW08-GW-005	MW08-GW-006	MW08-GW-007	MW08-GW-008	MW08-GW-NA1	MW08-GW-009	MW08-GW-010	MW08-GW-011	MW08-GW-012	MW08-GW-013	
Date:	Aug-95	Dec-96	May-97	Nov-97	May-98	Jul-99	Nov-01	Mar-03	Jun-03	Sep-03	Dec-03	
Dam Position:	Dam Down	Dam Down	Dam Up	Dam Down	Dam Down	Dam Down	Dam Down	Dam Down	Dam Down	Dam Up	Dam Down	
<i>Compliance Parameters</i>												
Lead	mg/L	0.0050 U	0.0050 U	0.0074	0.0040 U	0.0040 U	NA	0.0040 U	0.0040 U	0.0040 U	0.0015 U	0.0015 U
Benzene	µg/L	101	90.7	148	135	123	263	123	0.5 U	0.5 U	0.29	2.68
Ethylbenzene	µg/L	1.0 U	1.0 U	1.0 U	1.0 U	1.0 U	2.4	1.0 U	1.0 U	1.0 U	0.43 U	0.43 U
Toluene	µg/L	1.0 U	1.0 U	1.0 U	1.0 U	1.0 U	2	1.0 U	1.0 U	1.0 U	0.25 U	0.25 U
Xylenes	µg/L	1.0 U	3.0 U	3.0 U	3.0 U	3.0 U	1.2	3.0 U	3.0 U	3.0 U	0.38 U	0.38 U
Acenaphthene	µg/L	18 U	0.50 U	0.078 U	0.14 U	0.14 U	2. U	0.19 U	0.19 U	0.19 U	0.185	0.05
Acenaphthylene	µg/L	10 U	1.6 U	0.084 U	0.14 U	0.14 U	2. U	0.19 U	0.19 U	0.19 U	0.055 U	0.055 U
Anthracene	µg/L	6.6 U	0.030 U	0.060 U	0.056 U	0.056 U	0.5 U	0.10 U	0.19 U	0.19 U	0.024 U	0.024 U
Benzo(a)anthracene ⁵	µg/L	0.13 U	0.055 U	0.034 U	0.056 U	0.056 U	0.1 U	0.10 U	0.13 U	0.13 U	0.028 U	0.028 U
Benzo(a)pyrene ⁴	µg/L	0.23 U	0.10 U	0.088 U	0.056 U	0.056 U	0.1 U	0.10 U	0.19 U	0.19 U	0.050 U	0.050 U
Benzo(b)fluoranthene ⁵	µg/L	0.18 U	0.15 U	0.015 U	0.056 U	0.056 U	0.1 U	0.10 U	0.10 U	0.10 U	0.035 U	0.035 U
Benzo(g,h,i)perylene	µg/L	0.76 U	0.18 U	0.065 U	0.056 U	0.056 U	0.1 U	0.10 U	0.10 U	0.10 U	0.035 U	0.035 U
Benzo(k)fluoranthene ³	µg/L	0.17 U	0.12 U	0.025 U	0.056 U	0.056 U	0.1 U	0.10 U	0.10 U	0.10 U	0.038 U	0.038 U
Chrysene ²	µg/L	1.5 U	0.060 U	0.023 U	0.056 U	0.056 U	0.1 U	0.10 U	0.10 U	0.10 U	0.032 U	0.032 U
Dibenzo(a,h)anthracene ³	µg/L	0.3 U	0.13 U	0.021 U	0.056 U	0.056 U	0.1 U	0.10 U	0.10 U	0.10 U	0.039 U	0.039 U
Fluoranthene	µg/L	2.1 U	0.10 U	0.052 U	0.056 U	0.056 U	0.2 U	0.10 U	0.19 U	0.19 U	0.049 U	0.049 U
Fluorene	µg/L	2.1 U	0.082 U	0.12 U	0.11 U	0.11 U	0.5 U	0.19 U	0.19 U	0.19 U	0.042 U	0.042 U
Indeno(1,2,3-cd)pyrene ⁴	µg/L	0.43 U	0.13 U	0.054 U	0.056 U	0.056 U	0.1 U	0.10 U	0.10 U	0.10 U	0.034 U	0.034 U
Naphthalene	µg/L	10 U	0.38 U	0.038 U	0.068	0.056 U	2. U	0.10 U	0.10 U	0.10 U	0.067	0.054 U
Phenanthrene	µg/L	6.4 U	0.060 U	0.038 U	0.056 U	0.056 U	0.5 U	0.2	0.10 U	0.10 U	0.035 U	0.035 U
Pyrene	µg/L	2.7 U	0.18	0.11 U	0.14 U	0.14 U	0.2 U	0.19 U	0.19 U	0.19 U	0.099 U	0.099 U
<i>MNA Parameters</i>												
Ethylene	mg/L	NS	NS	NS	NS	NA	NA	0.007 U	0.010 U	0.013 U	0.01 U	0.010 U
Ethane	mg/L	NS	NS	NS	NS	NA	NA	0.007 U	0.010 U	0.013 U	0.01 U	0.010 U
Methane	mg/L	NS	NS	NS	NS	0.18	0.0987	0.165	0.152	0.221	0.339	0.258
Alkalinity	mg/L	NS	NS	NS	NS	285	290	93	339	269	263	264
Nitrogen, Ammonia	mg/L	NS	NS	NS	NS	1 U	0.23	1.0 U	1.0 U	0.31	0.26	0.10 U
Nitrogen, Total Kjeldahl	mg/L	NS	NS	NS	NS	10 U	1.02	10 U	10 U	0.63	0.32	0.44
Orthophosphate	mg/L	NS	NS	NS	NS	0.1 U	0.3 U	0.30 U	0.30 U	0.47	0.31	0.30 U
Sulfide, Total	mg/L	NS	NS	NS	NS	0.14	0.1 U	0.10 U	0.11	0.10 U	0.22	0.16
Total Organic Carbon	mg/L	NS	NS	NS	NS	0.8	0.9	1.4	1.4	1	1	0.9
Chloride	mg/L	NS	NS	NS	NS	33.7	32	30.2	36.7	35.3	35.3	33.3
Nitrogen, Nitrate	mg/L	NS	NS	NS	NS	0.1 U	0.1 U	0.1 U	0.1 U	0.1 U	0.1 U	0.1 U
Nitrogen, Nitrite	mg/L	NS	NS	NS	NS	0.1 U	0.1 U	0.1 U	0.1 U	0.1 U	0.1 U	0.1 U
Sulfate	mg/L	NS	NS	NS	NS	43.6	36	409	31.5	30	28.9	41.8
Iron, Dissolved	mg/L	NS	NS	NS	NS	NS	0.672	0.030 U	0.566	0.645	0.672	0.695

ATTACHMENT D

GROUNDWATER ANALYTICAL RESULTS
INTERMEDIATE ZONE

Sample ID: Date: Dam Position:	MW08-GW-014 Mar-04 Dam Down	MW08-GW-015 Jun-04 Dam Down	MW08-GW-016 Sep-04 Dam Down	MW08-GW-017 Dec-04 Dam Down	MW08-GW-018 Mar-05 Dam Up	MW08-GW-019 Jun-05 Dam Down	MW08-GW-020 Sep-05 Dam Down	
<i>Compliance Parameters</i>								
Lead	mg/L	0.00091 B	0.00050 U	0.00050 U	0.00050 U	0.0016 U	NS	NS
Benzene	µg/L	0.25 U	0.39	3.71	0.25 U	1.35	2.38	3.01
Ethylbenzene	µg/L	0.43 U	0.43 U	0.43 U	0.43 U	0.43 U	0.63 U	0.44 U
Toluene	µg/L	1.45	0.25 U	0.25 U	0.25 U	0.25 U	0.09 U	0.09 U
Xylenes	µg/L	0.38 U	0.38 U	0.38 U	0.38 U	0.38 U	0.93 U	0.24 U
Acenaphthene	µg/L	0.073 U	0.076 U	0.077 U	0.077 U	0.13 U	0.13 U	0.13 U
Acenaphthylene	µg/L	0.12 U	0.13 U	0.17	0.13 U	0.17 U	0.17 U	0.17 U
Anthracene	µg/L	0.024 U	0.028	0.099	0.025 U	0.0095 U	0.0093 U	0.0095 U
Benzo(a)anthracene ^a	µg/L	0.033 U	0.034 U	0.035 U	0.035 U	0.019 U	0.019 U	0.019 U
Benzo(a)pyrene ^a	µg/L	0.029 U	0.030 U	0.030 U	0.030 U	0.019 U	0.019 U	0.019 U
Benzo(b)fluoranthene ^a	µg/L	0.038 U	0.040 U	0.040 U	0.040 U	0.038 U	0.037 U	0.038 U
Benzo(g,h,i)perylene ^a	µg/L	0.036 U	0.038 U	0.038 U	0.038 U	0.033 U	0.032 U	0.033 U
Benzo(k)fluoranthene ^a	µg/L	0.14 U	0.15 U	0.15 U	0.15 U	0.023 U	0.023 U	0.023 U
Chrysene ^a	µg/L	0.030 U	0.031 U	0.032 U	0.032 U	0.020 U	0.020 U	0.020 U
Dibenzo(a,h)anthracene ^a	µg/L	0.025 U	0.026 U	0.026 U	0.026 U	0.034 U	0.033 U	0.034 U
Fluoranthene	µg/L	0.067 U	0.070 U	0.070 U	0.070 U	0.033 U	0.032 U	0.033 U
Fluorene	µg/L	0.026 U	0.027 U	0.027 U	0.027 U	0.030 U	0.029 U	0.030 U
Indeno(1,2,3-cd)pyrene ^a	µg/L	0.038 U	0.040 U	0.040 U	0.040 U	0.039 U	0.038 U	0.039 U
Naphthalene	µg/L	0.042 U	0.044 U	0.268	0.044 U	0.10 U	0.10 U	0.10 U
Phenanthrene	µg/L	0.018 U	0.12	0.277	0.019 U	0.015 U	0.015 U	0.015 U
Pyrene	µg/L	0.11 U	0.11 U	0.12 U	0.12 U	0.037 U	0.036 U	0.037 U
<i>MNA Parameters</i>								
Ethylene	mg/L	0.014 U	0.010 U	0.010 U	0.010 U	0.010 U	0.005 U	0.010 U
Ethane	mg/L	0.014 U	0.010 U	0.010 U	0.010 U	0.010 U	0.005 U	0.010 U
Methane	mg/L	0.25	0.524	0.589	0.206	0.343	0.342	0.528
Alkalinity	mg/L	257	272	235	252	NA	283	288
Nitrogen, Ammonia	mg/L	0.10 U	0.30 U	0.30 U	0.30 U	0.30 U	0.30 U	0.30 U
Nitrogen, Total Kjeldahl	mg/L	0.4	0.60 U	0.60 U	0.60 U	0.60 U	0.60 U	0.60 U
Orthophosphate	mg/L	0.30 U	0.30 U	0.30 U	0.30 U	0.32	0.30 U	0.30 U
Sulfide, Total	mg/L	0.15	0.12	0.10 U	0.4	0.2	0.17	0.23
Total Organic Carbon	mg/L	0.8	1.4	1.2	1	1	0.9	1.09
Chloride	mg/L	31.9	31.5	29.4	31	34.7	37.7	33.2
Nitrogen, Nitrate	mg/L	0.1 U	0.1 U	0.1 U	0.1 U	0.1 U	0.1 U	0.1 U
Nitrogen, Nitrite	mg/L	0.1 U	0.1 U	0.1 U	0.1 U	0.1 U	0.1 U	0.1 U
Sulfate	mg/L	32.4	28.9	17.7	24.7	33.4	31.8	28.5
Iron, Dissolved.	mg/L	0.697	0.612	0.918	0.552	0.617	0.694	0.903

ATTACHMENT D

GROUNDWATER ANALYTICAL RESULTS
INTERMEDIATE ZONE

Sample ID:	MW08-GW-021	MW08-GW-022	MW08-GW-023	MW08-GW-024	MW08-GW-025	MW08-GW-026	MW08-GW-027	MW08-GW-028
Date:	Dec-05	Mar-06	Jan-06	Sep-06	Dec-06	Mar-07	Jun-07	Sep-07
Dam Position:	Dam Up	Dam Up	Dam Down	Dam Down	Dam Up	Dam Up	Dam Down	Dam Down
Units	NS	NS	NS	NS	NS	NS	NS	NS
Composites Parameters								
Lead	mg/L	mg/L	mg/L	mg/L	mg/L	mg/L	mg/L	mg/L
Benzene	3.5	0.64	5.72	4.72	3.52	1.27	5.35	1.37
Ethylbenzene	1.00 U	1.00 U	1.00 U	1.00 U	1.00 U	1.00 U	1.00 U	1.00 U
Toluene	1.00 U	1.00 U	1.00 U	1.00 U	1.00 U	1.00 U	1.00 U	1.00 U
Xylenes	3.00 U	3.00 U	3.00 U	3.00 U	3.00 U	3.00 U	3.00 U	3.00 U
Acenaphthene	0.130 U	0.130 U	0.0390 U	0.0517 U	0.0490 U	0.0490 U	0.0490 U	0.0490 U
Acenaphthylene	0.170 U	0.170 U	0.0850 U	0.0850 U	0.0850 U	0.0850 U	0.0850 U	0.0850 U
Anthracene	0.00930 U	0.00930 U	0.0100 U	0.0100 U	0.0666 U	0.0100 U	0.0100 U	0.0100 U
Benzo(a)anthracene*	0.0190 U	0.0190 U	0.00300 U	0.00300 U	0.0264 U	0.00300 U	0.00300 U	0.00300 U
Benzo(b)fluoranthene*	0.0370 U	0.0370 U	0.0320 U	0.0320 U	0.0320 U	0.0320 U	0.0320 U	0.0320 U
Benzo(k)fluoranthene*	0.0230 U	0.0230 U	0.0130 U	0.0130 U	0.0130 U	0.0130 U	0.0130 U	0.0130 U
Benzo(e)fluoranthene*	0.0190 U	0.0190 U	0.00900 U	0.00900 U	0.00900 U	0.00900 U	0.00900 U	0.00900 U
Chrysene*	0.0200 U	0.0200 U	0.0150 U	0.0150 U	0.0150 U	0.0150 U	0.0150 U	0.0150 U
Dibenz(a,h)anthracene*	0.0530 U	0.0530 U	0.00500 U	0.00500 U	0.0124 U	0.00500 U	0.00500 U	0.00500 U
Fluoranthene	0.0320 U	0.0320 U	0.0100 U	0.0100 U	0.0100 U	0.0100 U	0.0100 U	0.0100 U
Fluorene	0.0290 U	0.0290 U	0.0100 U	0.0100 U	0.0921 U	0.0100 U	0.0100 U	0.0100 U
Indeno(1,2,3-cd)pyrene*	0.0380 U	0.0380 U	0.0202 U	0.0100 U	0.123	0.0100 U	0.0100 U	0.0100 U
Naphthalene	0.100 U	0.113	0.00700 U	0.00700 U	0.00700 U	0.00700 U	0.00700 U	0.00700 U
Phenanthrene	0.275	0.150 U	0.0540 U	0.0540 U	0.0540 U	0.0540 U	0.0540 U	0.0540 U
Pyrene	0.0360 U	0.0360 U	0.0251 U	0.0190 U	0.28	0.0270 U	0.0342 U	0.0270 U
					0.428	0.0190 U	0.0278 U	0.0190 U
MMA Parameters								
Ethylene	mg/L	mg/L	mg/L	mg/L	mg/L	mg/L	mg/L	mg/L
Ethane	0.010 U	0.010 U	0.010 U	0.010 U	0.007 U	0.010 U	0.008 U	0.010 U
Methane	0.526	0.406	0.587	0.607	0.463	0.436	0.543	0.606
Alkalinity	287	266	296	294	287	295	298	295
Nitrogen, Ammonia	0.30 U	0.30 U	0.30 U	0.30 U	0.30 U	0.30 U	0.30 U	0.30 U
Nitrogen, Total Kjeldahl	0.60 U	0.60 U	0.60 U	0.60 U	0.82	0.64	0.60 U	0.76
Orthophosphate	0.30 U	0.30 U	0.30 U	0.30 U	0.30 U	0.30 U	0.10 U	0.10 U
Sulfide, Total	0.2	0.25	0.18	0.17	0.13	0.18	0.15	0.18
Total Organic Carbon	0.97	3.34	0.88	1.00	0.84	0.81	1.33	1.31
Chloride	33	37.6	32.2	33.8	31.8	32.9	36.1	34.0
Nitrogen, Nitrate	0.1 U	0.1 U	0.5 U	0.1 U	0.1 U	0.1 U	0.1 U	0.1 U
Nitrogen, Nitrite	0.1 U	0.1 U	0.5 U	0.1 U	0.1 U	0.1 U	0.1 U	0.1 U
Sulfate	27.8	23.7	29.4	29.6	22.4	20.1	24.9	24.9
Iron, Dissolved	0.79	0.719	0.834	0.964	0.908	0.714	0.899	1.01

ATTACHMENT D

GROUNDWATER ANALYTICAL RESULTS
INTERMEDIATE ZONE

Sample ID:	MW22-GW-004	MW22-GW-005	MW22-GW-006	MW22-GW-007	MW22-GW-008	MW22-GW-NA1	MW22-GW-009	MW22-GW-010	MW22-GW-011	MW22-GW-012	MW22-GW-013	
Date:	Aug-95	Dec-96	May-97	Nov-97	May-98	Jul-99	Nov-01	Mar-03	Jan-03	Sep-03	Dec-03	
Dam Position:	Dam Down	Dam Down	Dam Up	Dam Down	Dam Down	Dam Down	Dam Down	Dam Down	Dam Down	Dam Up	Dam Down	
<i>Compliance Parameters</i>												
Lead	mg/L	0.0050 U	0.0050 U	0.0098	0.0117	0.0114	NS	0.0040 U	0.0040 U	0.0040 U	0.0015 U	0.0015 U
Benzene	µg/L	1.0 U	0.5 U	0.5 U	0.5 U	0.5 U	NS	1.0 U	0.5 U	0.5 U	0.25 U	0.25 U
Ethylbenzene	µg/L	1.0 U	1.0 U	1.0 U	1.0 U	1.0 U	NS	1.0 U	1.0 U	1.0 U	0.43 U	0.43 U
Toluene	µg/L	1.0 U	1.0 U	1.0 U	1.0 U	1.0 U	NS	1.0 U	1.0 U	1.0 U	0.25 U	0.25 U
Xylenes	µg/L	1.0 U	3.0 U	3.0 U	3.0 U	3.0 U	NS	3.0 U	3.0 U	3.0 U	0.38 U	0.38 U
Acenaphthene	µg/L	18 U	0.50 U	0.076U	0.13 U	0.14 U	NS	0.19 U	0.19 U	0.19 U	0.031 U	0.031 U
Acenaphthylene	µg/L	10 U	1.60 U	0.082 U	0.13 U	0.14 U	NS	0.19 U	0.19 U	0.19 U	0.055 U	0.055 U
Anthracene	µg/L	6.6 U	0.26	0.058 U	0.054 U	0.056 U	NS	0.64	0.19 U	0.19 U	0.024 U	0.024 U
Benzo(a)anthracene ^b	µg/L	0.13 U	0.055 U	0.033 U	0.054 U	0.056 U	NS	0.10 U	0.13 U	0.13 U	0.028 U	0.028 U
Benzo(a)pyrene ^c	µg/L	0.23 U	0.10 U	0.086 U	0.054 U	0.056 U	NS	0.10 U	0.19 U	0.19 U	0.050 U	0.050 U
Benzo(b)fluoranthene ^d	µg/L	0.18 U	0.15 U	0.015 U	0.054 U	0.056 U	NS	0.10 U	0.10 U	0.10 U	0.035 U	0.035 U
Benzo(g,h,i)perylene	µg/L	0.76 U	0.18 U	0.063 U	0.054 U	0.056 U	NS	0.10 U	0.10 U	0.10 U	0.035 U	0.035 U
Benzo(k)fluoranthene ^e	µg/L	0.17 U	0.12 U	0.024 U	0.054 U	0.056 U	NS	0.10 U	0.10 U	0.10 U	0.183	0.058 U
Chrysene ^f	µg/L	1.5 U	0.060 U	0.022 U	0.054 U	0.056 U	NS	0.10 U	0.10 U	0.10 U	0.032 U	0.032 U
Dibenz(a,h)anthracene ^g	µg/L	0.3 U	0.30 U	0.020 U	0.054 U	0.056 U	NS	0.10 U	0.10 U	0.10 U	0.039 U	0.039 U
Fluoranthene	µg/L	2.1 U	0.10 U	0.050 U	0.054 U	0.056 U	NS	0.10 U	0.19 U	0.19 U	0.049 U	0.049 U
Fluorene	µg/L	2.1 U	0.082 U	0.12 U	0.11 U	0.11 U	NS	0.19 U	0.19 U	0.19 U	0.042 U	0.042 U
Indeno(1,2,3-cd)pyrene ^h	µg/L	0.43 U	0.052 U	0.052 U	0.054 U	0.056 U	NS	0.10 U	0.10 U	0.10 U	0.034 U	0.034 U
Naphthalene	µg/L	10 U	0.54	0.037 U	0.082	0.056 U	NS	1.23	0.10 U	0.22	0.054 U	0.054 U
Phenanthrene	µg/L	6.4 U	0.060 U	0.056 U	0.054 U	0.056 U	NS	0.10 U	0.10 U	0.10 U	0.035 U	0.035 U
Pyrene	µg/L	2.7 U	0.15 U	0.11 U	0.13 U	0.14 U	NS	0.19 U	0.19 U	0.19 U	0.099 U	0.099 U
<i>MNA Parameters</i>												
Ethylene	mg/L	NS	NS	NS	NS	NA	NS	0.007 U	0.010 U	0.008 U	0.010 U	0.010 U
Ethane	mg/L	NS	NS	NS	NS	NA	NS	0.007 U	0.010 U	0.008 U	0.010 U	0.010 U
Methane	mg/L	NS	NS	NS	NS	0.02 U	NS	0.268	0.068	0.073	0.099	0.123
Alkalinity	mg/L	NS	NS	NS	NS	426	NS	211	182	224	245	236
Nitrogen, Ammonia	mg/L	NS	NS	NS	NS	1 U	NS	1.0 U	1.0 U	0.26	0.25	0.29
Nitrogen, Total Kjeldahl	mg/L	NS	NS	NS	NS	10 U	NS	10 U	10 U	0.79	0.35	0.47
Orthophosphate	mg/L	NS	NS	NS	NS	0.1 U	NS	0.30 U	0.30 U	0.30 U	0.36	0.30 U
Sulfide, Total	mg/L	NS	NS	NS	NS	0.73	NS	0.32	0.1	0.10 U	0.10 U	0.10 U
Total Organic Carbon	mg/L	NS	NS	NS	NS	1.4	NS	2.4	1.6	2.1	1.1	1
Chloride	mg/L	NS	NS	NS	NS	6.3	NS	61.5	44.2	18.5	9.2	8.4
Nitrogen, Nitrate	mg/L	NS	NS	NS	NS	0.1 U	NS	0.1 U	0.1 U	0.1 U	0.1 U	0.2
Nitrogen, Nitrite	mg/L	NS	NS	NS	NS	0.1 U	NS	0.1 U	0.1 U	0.1 U	0.1 U	0.1 U
Sulfate	mg/L	NS	NS	NS	NS	30.8	NS	15.6	26.4	29.2	39.8	39.1
Iron, Dissolved	mg/L	NS	NS	NS	NS	NS	NS	0.487	0.119	0.13	3.58	0.902

ATTACHMENT D
GROUNDWATER ANALYTICAL RESULTS
INTERMEDIATE ZONE

Sample ID:	MW22-GW-014	MW22-GW-015	MW22-GW-016	MW22-GW-017	MW22-GW-018	
Date:	Mar-04	Jun-04	Sep-04	Dec-04	Mar-05	
Dam Position:	Dam Down	Dam Down	Dam Down	Dam Down	Dam Up	
<i>Compliance Parameters</i>						
	Units					
Lead	mg/L	0.00167 B	0.00050 U	0.00050 U	0.00050 U	0.0016 U
Benzene	µg/L	0.25 U	0.25 U	0.25 U	0.25 U	0.25 U
Ethylbenzene	µg/L	0.43 U	0.43 U	0.43 U	0.43 U	0.43 U
Toluene	µg/L	0.78 U	0.25 U	0.25 U	0.25 U	0.25 U
Xylenes	µg/L	0.38 U	0.38 U	0.38 U	0.38 U	0.38 U
Acenaphthene	µg/L	0.073 U	0.073 U	0.272 U	0.073 U	0.13 U
Acenaphthylene	µg/L	0.12 U	0.12 U	0.12 U	0.12 U	0.18 U
Anthracene	µg/L	0.024 U	0.024 U	0.224 U	0.024 U	0.0096 U
Benzo(a)anthracene ¹	µg/L	0.033 U	0.033 U	0.034 U	0.033 U	0.020 U
Benzo(a)pyrene ²	µg/L	0.029 U	0.029 U	0.030 U	0.029 U	0.020 U
Benzo(b)fluoranthene ³	µg/L	0.038 U	0.038 U	0.039 U	0.038 U	0.038 U
Benzo(g,h,i)perylene ⁴	µg/L	0.036 U	0.036 U	0.037 U	0.036 U	0.033 U
Benzo(k)fluoranthene ⁵	µg/L	0.14 U	0.14 U	0.14 U	0.14 U	0.024 U
Chrysene ⁶	µg/L	0.030 U	0.030 U	0.031 U	0.030 U	0.021 U
Dibenzo(a,h)anthracene ⁷	µg/L	0.025 U	0.025 U	0.026 U	0.025 U	0.034 U
Fluoranthene	µg/L	0.067 U	0.067 U	0.136 U	0.067 U	0.033 U
Fluorene	µg/L	0.026 U	0.026 U	0.642 U	0.026 U	0.030 U
Indeno(1,2,3-cd)pyrene ⁸	µg/L	0.038 U	0.038 U	0.039 U	0.038 U	0.039 U
Naphthalene	µg/L	0.042 U	0.042 U	1.74 U	0.042 U	0.10 U
Phenanthrene	µg/L	0.018 U	0.018 U	0.826 U	0.018 U	0.015 U
Pyrene	µg/L	0.11 U	0.11 U	0.11 U	0.11 U	0.037 U
<i>MNA Parameters</i>						
Ethylene	mg/L	0.008 U	0.006 U	0.010 U	0.010 U	0.010 U
Ethane	mg/L	0.008 U	0.006 U	0.010 U	0.010 U	0.010 U
Methane	mg/L	0.025 U	0.04 U	0.091 U	0.108 U	0.072 U
Alkalinity	mg/L	160	222	198	267	NA
Nitrogen, Ammonia	mg/L	0.37	0.32	0.30 U	0.30 U	0.30 U
Nitrogen, Total Kjeldahl	mg/L	0.71	0.60 U	0.60 U	0.60 U	0.60 U
Orthophosphate	mg/L	0.30 U	0.33	0.30 U	0.30 U	0.30 U
Sulfide, Total	mg/L	0.12	0.10 U	0.11	0.11	0.10 U
Total Organic Carbon	mg/L	2.3	1.2	1.3	1.1	0.9
Chloride	mg/L	56.8	13.8	8.9	4.4	4.5
Nitrogen, Nitrate	mg/L	0.1 U	0.1 U	0.1 U	0.1 U	0.1 U
Nitrogen, Nitrite	mg/L	0.1 U	0.1 U	0.1 U	0.1 U	0.1 U
Sulfate	mg/L	44.8	28.4	24	26.6	40.1
Iron, Dissolved	mg/L	0.557	0.786	0.768	3.29	5.4

ATTACHMENT D
GROUNDWATER ANALYTICAL RESULTS
INTERMEDIATE ZONE

Sample ID:	MW22-GW-019	MW22-GW-020	MW22-GW-021	MW22-GW-022	MW22-GW-023	MW22-GW-024	MW22-GW-025	MW22-GW-026	MW22-GW-027	MW22-GW-028
Date:	Jun-05	Sep-05	Dec-05	Mar-06	Jun-06	Sep-06	Dec-06	Mar-07	Jun-07	Sep-07
Dam Position:	Dam Down	Dam Down	Dam Up	Dam Up	Dam Down	Dam Down	Dam Up	Dam Up	Dam Down	Dam Down
Compliance Parameters	Units									
Lead	mg/L	NS	NS	NS	NS	NS	NS	NS	NS	NS
Benzene	µg/L	0.170 U	0.10 U	0.500 U	0.500 U	0.500 U	0.500 U	0.500 U	0.500 U	0.500 U
Ethylbenzene	µg/L	0.63 U	0.44 U	1.00 U	1.00 U	1.00 U	1.00 U	1.00 U	1.00 U	1.00 U
Toluene	µg/L	0.09 U	0.09 U	1.00 U	1.00 U	1.00 U	1.00 U	1.00 U	1.00 U	1.00 U
Xylenes	µg/L	0.93 U	0.24 U	3.00 U	3.00 U	3.00 U	3.00 U	3.00 U	3.00 U	3.00 U
Acenaphthene	µg/L	0.13 U	0.13 U	0.135 U	0.130 U	0.0490 U	0.0490 U	0.0490 U	0.0490 U	0.0490 U
Acenaphthylene	µg/L	0.17 U	0.323	0.177 U	0.170 U	0.0850 U	0.0850 U	0.0850 U	0.0850 U	0.0850 U
Anthracene	µg/L	0.0095 U	0.021	0.00969 U	0.0093 U	0.0100 U	0.0100 U	0.0100 U	0.0100 U	0.0100 U
Benzo(a)anthracene ^a	µg/L	0.019 U	0.020 U	0.0198 U	0.0190 U	0.00300 U	0.00300 U	0.00300 U	0.00300 U	0.00300 U
Benzo(a)pyrene ^a	µg/L	0.019 U	0.020 U	0.0385 U	0.0370 U	0.0320 U	0.0320 U	0.0320 U	0.0320 U	0.0320 U
Benzo(b)fluoranthene ^a	µg/L	0.038 U	0.038 U	0.0240 U	0.0230 U	0.0130 U	0.0130 U	0.0130 U	0.0130 U	0.0130 U
Benzo(g,h,i)perylene	µg/L	0.033 U	0.033 U	0.0198 U	0.0190 U	0.00900 U	0.00900 U	0.00900 U	0.00900 U	0.00900 U
Benzo(k)fluoranthene ^a	µg/L	0.023 U	0.024 U	0.0333 U	0.0320 U	0.0150 U	0.0150 U	0.0150 U	0.0150 U	0.0150 U
Chrysene ^a	µg/L	0.020 U	0.021 U	0.0208 U	0.0200 U	0.00500 U	0.00500 U	0.00500 U	0.00500 U	0.00500 U
Dibenzo(a,h)anthracene ^a	µg/L	0.034 U	0.034 U	0.0344 U	0.0330 U	0.0100 U	0.0100 U	0.0100 U	0.0100 U	0.0100 U
Fluoranthene	µg/L	0.033 U	0.033 U	0.0333 U	0.0320 U	0.0100 U	0.0100 U	0.0100 U	0.0100 U	0.0100 U
Fluorene	µg/L	0.030 U	0.030 U	0.0302 U	0.0290 U	0.0100 U	0.0100 U	0.0100 U	0.0100 U	0.0100 U
Indeno(1,2,3-cd)pyrene ^a	µg/L	0.039 U	0.039 U	0.0396 U	0.0380 U	0.00700 U	0.00700 U	0.00700 U	0.00700 U	0.00700 U
Naphthalene	µg/L	0.10 U	0.10 U	0.104 U	0.100 U	0.0540 U	0.0540 U	0.0540 U	0.0540 U	0.0540 U
Phenanthrene	µg/L	0.015 U	0.058	0.0156 U	0.0150 U	0.00700 U	0.00974 U	0.0103 U	0.00700 U	0.00700 U
Pyrene	µg/L	0.037 U	0.037 U	0.0375 U	0.0360 U	0.0190 U	0.0190 U	0.0190 U	0.0190 U	0.0190 U
<i>MNA Parameters</i>										
Ethylene	mg/L	0.010 U	0.010 U	0.007 U	0.014 U	0.010 U	0.010 U	0.010 U	0.010 U	0.010 U
Ethane	mg/L	0.010 U	0.010 U	0.007 U	0.014 U	0.010 U	0.010 U	0.010 U	0.010 U	0.010 U
Methane	mg/L	0.009	0.045	0.01	0.01	0.032	0.077	0.055	0.012	0.025
Alkalinity	mg/L	221	200	160	82	148	177	166	169	176
Nitrogen, Ammonia	mg/L	0.30 U	0.30 U	0.30 U	0.3	0.30 U	0.31	0.30	0.30	0.30 U
Nitrogen, Total Kjeldahl	mg/L	0.60 U	0.60 U	0.60 U	0.66	0.60 U	0.60 U	0.60 U	0.60 U	0.60 U
Orthophosphate	mg/L	0.30 U	0.30 U	0.30 U	0.30 U	0.30 U	0.30 U	0.30 U	0.30 U	0.11
Sulfide, Total	mg/L	0.10 U	0.10 U	0.10 U	0.10 U	0.18	0.10 U	0.10 U	0.10 U	0.10 U
Total Organic Carbon	mg/L	0.8	1.01	0.99	5.05	1.74	1.17	0.86	0.90	1.29
Chloride	mg/L	3.2	3.3	3.2	338	48.0	29.2	224	14.2	13.3
Nitrogen, Nitrate	mg/L	0.1 U	0.1 U	0.1 U	0.1 U	0.5 U	0.1 U	0.1 U	0.1 U	0.1 U
Nitrogen, Nitrite	mg/L	0.1 U	0.1 U	0.1 U	0.1 U	0.5 U	0.1 U	0.1 U	0.1 U	0.1 U
Sulfate	mg/L	41.2	31.2	25.3	95.3	24.4	17.2	61.0	22.5	18.5
Iron, Dissolved	mg/L	0.96	0.254	0.030 U	0.158	0.059	0.067	0.030 U	0.030 U	0.060

ATTACHMENT D
GROUNDWATER ANALYTICAL RESULTS
INTERMEDIATE ZONE

Sample ID:	MW38-GW-NA1	MW38-GW-009	MW38-GW-010	MW38-GW-011	MW38-GW-012	MW38-GW-013	MW38-GW-014	MW38-GW-015	MW38-GW-016	MW38-GW-017	
Date:	Jul-99	Nov-01	Mar-03	Jun-03	Sep-03	Dec-03	Mar-04	Jan-04	Sep-04	Dec-04	
Dam Position:	Dam Down	Dam Down	Dam Down	Dam Down	Dam Up	Dam Down	Dam Down	Dam Down	Dam Down	Dam Down	
<i>Compliance Parameters</i>											
Lead	mg/L	NA	0.0040 U	0.0040 U	0.0040 U	0.0015 U	0.0015 U	0.00490 B	0.0033	0.00050 U	0.0014
Benzene	µg/L	1,640	1,540	400	630	981	1,030	146	582	515	1,420
Ethylbenzene	µg/L	2,500	1,450	1,390	1,080	1,790	1,960	651	1,310	995	1,650
Toluene	µg/L	1,910	1,870	988	832	1,580	1,410	340	925	856	1,740
Xylenes	µg/L	2,120	1,280	1,440	1,020	1,530	1,600	653	1,120	1,190	1,400
Acenaphthene	µg/L	239	54.6	890	122	212	257	180	330	113	145
Acenaphthylene	µg/L	2. U	104	1,150	292	562	524	421	675	344	364
Anthracene	µg/L	15.6	16.5	871	58	125	105	61.2	198	49.8	67.8
Benzo(a)anthracene ^a	µg/L	1.12	5.05	343	33.9	48.5	47.9	25.4	93	19.6	35.5
Benzo(a)pyrene ^a	µg/L	1.7	4.94	343	25.9	44.7	42.1	20.7	79.7	12.7	31
Benzo(b)fluoranthene ^a	µg/L	0.1 U	0.10 U	85.4	8.2	17.3	16.1	8.04	35.1	4.65	16.4
Benzo(g,h,i)perylene	µg/L	1.2	2.26	167	10.4	18.8	18.8	9.93	40.2	6.85	13.8
Benzo(k)fluoranthene ^a	µg/L	0.1 U	1.51	143	10.6	10.7	13.8	6.13	22.2	2.24	13.1
Chrysene ^a	µg/L	0.1 U	5.0 U	195	18.8	49.4	45.5	0.31 U	99.7	13.2	35
Dibenzo(a,h)anthracene ^a	µg/L	0.1 U	0.36	25.1	2	3.84	2.6	1.22	7.04	0.26 U	1.97
Fluoranthene	µg/L	17.6	11.8	1,010	74.5	154	139	76.7	274	55.2	95.1
Fluorene	µg/L	103	63.9	1,790	165	352	256	172	499	164	205
Indeno(1,2,3-cd)pyrene ^a	µg/L	0.4	1.49	122	20 U	18.2	15.8	0.39 U	32.5	4.32	12.2
Naphthalene	µg/L	5,300	2,580	13,600	4,140	6,470	6,670	4,830	9,120	4,970	5,620
Phenanthrene	µg/L	98.3	80.8	3,040	213	488	398	242	887	193	297
Pyrene	µg/L	100	9.5 U	1,330	82	203	112	76.5	240	37.4	96.1
<i>MNA Parameters</i>											
Ethylene	mg/L	NA	0.007 U	0.008 U	0.010 U	0.010 U	0.010 U	0.010 U	0.010 U	0.008 U	0.014 U
Ethane	mg/L	NA	0.007 U	0.008 U	0.010 U	0.010 U	0.010 U	0.010 U	0.010 U	0.008 U	0.014 U
Methane	mg/L	0.364	0.055	0.021	0.007 U	0.089	0.126	0.034	0.069	0.034	0.077
Alkalinity	mg/L	460	408	280	349	379	368	307	336	328	432
Nitrogen, Ammonia	mg/L	1.03	1.0 U	1.0 U	0.75	0.9	0.95	0.97	0.88	0.87	0.8
Nitrogen, Total Kjeldahl	mg/L	1.75	10 U	10 U	1.21	0.95	1.07	1.42	1.29	1.11	1.2
Orthophosphate	mg/L	0.3 U	0.30 U	0.65	0.91	1.66	0.30 U	0.35	0.30 U	0.30 U	0.85
Sulfide, Total	mg/L	16.3	6.6	0.10 U	3.1	12	13	-1.8	7.8	0.43	3.3
Total Organic Carbon	mg/L	3.9	4.6	8.7	6.4	6.1	4.6	5	5.9	6	7.3
Chloride	mg/L	95	48.5	30.5	35.2	41.8	43.4	31.4	34.7	26.4	28.6
Nitrogen, Nitrate	mg/L	0.1 U	0.1 U	0.1 U	0.1 U	0.1 U	0.1 U	0.1 U	0.1 U	0.1 U	0.1 U
Nitrogen, Nitrite	mg/L	0.1 U	0.1 U	0.1 U	0.1 U	0.1 U	0.1 U	0.1 U	0.1 U	0.1 U	0.1 U
Sulfate	mg/L	59	125	447	346	247	250	358	304	356	223
Iron, Dissolved	mg/L	0.033	0.068	4.75	2.15	0.998	0.531	2.35	1.98	2.17	0.264

ATTACHMENT D

GROUNDWATER ANALYTICAL RESULTS
INTERMEDIATE ZONE

Sample ID:	MW38-GW-018	MW38-GW-019	MW38-GW-020	MW38-GW-021	MW38-GW-022	MW38-GW-023	MW38-GW-024	MW38-GW-025	MW38-GW-026	MW38-GW-027	MW38-GW-028	
Date:	Mar-05	Jun-05	Sep-05	Dec-05	Mar-06	Jun-06	Sep-06	Dec-06	Mar-07	Jun-07	Sep-07	
Dam Position:	Dam Up	Dam Down	Dam Down	Dam Up	Dam Up	Dam Down	Dam Down	Dam Up	Dam Up	Dam Down	Dam Down	
<i>Compliance Parameters</i>												
Lead	mg/L	0.0174	NS	NS	NS	NS	NS	NS	NS	NS	NS	NS
Benzene	µg/L	1,330	1,940	1,080	1,020	987	1,040	888	606	556	396	509
Ethylbenzene	µg/L	1,580	1,500	1,420	1,550	1,690	1,290	881	968	901	888	550
Toluene	µg/L	1,420	2,140	1,300	1,160	1,260	1,050	751	382	275	208	360
Xylenes	µg/L	1,270	1,410	1,250	1,260	1,520	927	705	670	574	569	444
Acenaphthene	µg/L	392	20,300	374	380	285	162	235	188	183	108	108
Acenaphthylene	µg/L	796	21,900	458	590	384	258	280	195	213	166	155
Anthracene	µg/L	317	16,900	288	335	172	87.4	205	151	162	30.6	58.4
Benzo(a)anthracene ^c	µg/L	173	7,030	153	172	88.8	48.8	110	90.8	108	13.4	39.9
Benzo(a)pyrene ^c	µg/L	110	5,780	132	113	50.3	45.4	112	81.8	97.9	13.9	38.0
Benzo(b)fluoranthene ^d	µg/L	56.9	3,700	102	47.3	21.9	32.0	67.9	54.5	65.4	9.50	30.3
Benzo(g,h,i)perylene	µg/L	59.7	1,580	53.7	166	67.2	23.0	39.5	32.3	43.2	5.33	17.4
Benzo(k)fluoranthene ^d	µg/L	16.9	1,880	58.3	101	35.5	16.7	31.7	25.6	35.9	4.73	12.3
Chrysene ^c	µg/L	131	6,090	142	204	104	51.8	97.8	78.8	105	12.6	49.5
Dibenzo(a,h)anthracene ^c	µg/L	1.92	411	12.5	17.4	6.98	4.61	8.88	7.12	9.87	1.32	3.77
Fluoranthene	µg/L	429	27,700	435	478	242	137	276	253	274	50.5	131
Fluorene	µg/L	559	43,700	578	671	364	217	386	294	276	119	134
Indeno(1,2,3-cd)pyrene ^c	µg/L	42.3	1,790	61	58.6	30.7	23.0	41.5	34.3	48.7	5.42	17.6
Naphthalene	µg/L	7,330	194,000	6,740	7,380	3,830	4,690	3,840	2,450	2,280	4,340	1,820
Phenanthrene	µg/L	1,040	60,100	958	1,250	553	333	625	535	612	122	220
Pyrene	µg/L	523	88,100	1,640	345	331	559	1,090	901	1,010	176	386
<i>MNA Parameters</i>												
Ethylene	mg/L	0.010 U	0.010 U	0.008 U	0.010 U	0.010 U	0.010 U	0.010 U	0.010 U	0.010 U	0.010 U	0.010 U
Ethane	mg/L	0.010 U	0.010 U	0.008 U	0.010 U	0.010 U	0.010 U	0.010 U	0.010 U	0.010 U	0.010 U	0.010 U
Methane	mg/L	0.122	0.151	0.059	0.089	0.18	0.124	0.185	0.111	0.157	0.130	0.030
Alkalinity	mg/L	NA	426	376	396	443	402	440	420	423	378	301
Nitrogen, Ammonia	mg/L	0.94	0.87	0.9	0.92	0.85	0.97	1.14	0.96	1.05	1.05	0.87
Nitrogen, Total Kjeldahl	mg/L	1.44	3.00 U	1.3	1.29	1.48	1.34	1.25	1.23	1.98	1.31	1.59
Orthophosphate	mg/L	0.43	0.43	0.77	0.65	0.30 U	0.30	0.41	0.38	0.44	0.36	0.31
Sulfide, Total	mg/L	3.7	5.5	0.37	1.9	1.8	4.6	6.7	15 U	1.3	5.5	1.6
Total Organic Carbon	mg/L	11.4	107	26.2	11.8	24.2	6.32	6.56	6.87	8.89	5.80	6.07
Chloride	mg/L	44.9	58.2	45.8	49.5	54.9	48.6	51.0	48.5	48.5	56.3	42.7
Nitrogen, Nitrate	mg/L	0.1 U	0.1 U	0.1 U	0.1 U	0.1 U	1.0 U	0.5 U	0.1 U	0.1 U	0.1 U	0.1 U
Nitrogen, Nitrite	mg/L	0.1 U	0.1 U	0.1 U	0.1 U	0.1 U	1.0 U	0.5 U	0.1 U	0.1 U	0.1 U	0.1 U
Sulfate	mg/L	154	250	328	299	127	287	157	129	92.7	383	535
Iron, Dissolved	mg/L	0.279	0.228	0.961	0.101	0.04	0.206	0.052	0.030 U	0.030 U	0.104	0.506

Notes:

- Data in blue indicate concentrations exceeding the respective cleanup goal.
- ^c Suspected carcinogenic polynuclear aromatic hydrocarbon.
- B = Compound detected in method blank.
- J = Analyte detected at a level less than the reporting limit but greater than or equal to the method detection limit. Concentrations within this range are estimated.
- MNA = Monitored natural attenuation.

- mg/L = Milligrams per liter.
- µg/L = Micrograms per liter.
- NA = Not analyzed.
- NS = Not sampled.
- U = Compound not detected at or above the value reported.

ATTACHMENT E

SURFACE WATER ANALYTICAL RESULTS
WILLOW CREEK

Sample ID:	WCUP-009	WC01-SW-010	WC01-SW-011	WC01-SW-012	WC01-GW-013	WC01-GW-014	WC01-GW-015	WC01-SW-016	WC01-SW-017	WC01-SW-018	
Date:	Nov-01	Mar-03	Jun-03	Sep-03	Dec-03	Mar-04	Jun-04	Sep-04	Dec-04	Mar-05	
Dam Position:	Dam Down	Dam Down	Dam Down	Dam Up	Dam Down	Dam Down	Dam Down	Dam Down	Dam Down	Dam Up	
<i>Compliance Parameters</i>											
	Units										
Lead	mg/L	0.0368	0.51	0.004	0.0015 U	0.0015 U	0.00134 B	0.00050 U	0.00096	NS	0.0017
Benzene	µg/L	1.0 U	2	0.5 U	0.34	0.25 U	0.25 U	0.28	0.25 U	NS	0.25 U
Ethylbenzene	µg/L	1.0 U	3.5	1.0 U	0.43 U	0.43 U	0.43 U	0.43 U	0.43 U	NS	0.43 U
Toluene	µg/L	1.0 U	14.8	1.0 U	0.56	0.25 U	1	0.25 U	0.25 U	NS	0.25 U
Xylenes	µg/L	3.0 U	18.5	3.0 U	0.38 U	0.38 U	0.38 U	0.38 U	0.38 U	NS	0.38 U
Acenaphthene	µg/L	0.19 U	0.19 U	0.19 U	0.031 U	0.031 U	0.073 U	0.073 U	0.077 U	NS	0.13 U
Acenaphthylene	µg/L	0.19 U	0.19 U	0.19 U	0.055 U	0.055 U	0.12 U	0.12 U	0.13 U	NS	0.17 U
Anthracene	µg/L	0.10 U	0.19 U	0.19 U	0.024 U	0.024 U	0.024 U	0.024 U	0.025 U	NS	0.0095 U
Benzo(a)anthracene ^a	µg/L	0.10 U	0.13 U	0.13 U	0.028 U	0.028 U	0.033 U	0.033 U	0.035 U	NS	0.019 U
Benzo(a)pyrene ^a	µg/L	0.10 U	0.19 U	0.19 U	0.050 U	0.050 U	0.029 U	0.029 U	0.031 U	NS	0.019 U
Benzo(b)fluoranthene ^a	µg/L	0.10 U	0.10 U	0.10 U	0.035 U	0.035 U	0.038 U	0.038 U	0.040 U	NS	0.038 U
Benzo(g,h,i)perylene	µg/L	0.10 U	0.10 U	0.10 U	0.035 U	0.035 U	0.036 U	0.036 U	0.038 U	NS	0.033 U
Benzo(k)fluoranthene ^a	µg/L	0.10 U	0.10 U	0.10 U	0.038 U	0.038 U	0.14 U	0.14 U	0.15 U	NS	0.023 U
Chrysene ^a	µg/L	0.10 U	0.10 U	0.10 U	0.032 U	0.032 U	0.030 U	0.030 U	0.061	NS	0.020 U
Dibenzo(a,h)anthracene ^a	µg/L	0.10 U	0.1	0.10 U	0.039 U	0.039 U	0.025 U	0.025 U	0.162	NS	0.034 U
Fluoranthene	µg/L	0.10 U	0.19 U	0.19 U	0.049 U	0.049 U	0.067 U	0.067 U	0.071 U	NS	0.033 U
Fluorene	µg/L	0.19 U	0.19 U	0.19 U	0.042 U	0.042 U	0.026 U	0.026 U	0.028 U	NS	0.030 U
Indeno(1,2,3-cd)pyrene ^a	µg/L	0.10 U	0.10 U	0.10 U	0.034 U	0.034 U	0.038 U	0.038 U	0.040 U	NS	0.039 U
Naphthalene	µg/L	2.92	1.5	0.59	0.054 U	0.054 U	0.042 U	0.042 U	0.045 U	NS	0.10 U
Phenanthrene	µg/L	0.10 U	0.10 U	0.10 U	0.035 U	0.035 U	0.018 U	0.018 U	0.019 U	NS	0.015 U
Pyrene	µg/L	0.19 U	0.19 U	0.19 U	0.099 U	0.099 U	0.11 U	0.11 U	0.12 U	NS	0.037 U
<i>MNA Parameters</i>											
Ethylene	mg/L	0.008 U	0.008 U	0.010 U	0.008 U	0.010 U	0.010 U	0.008 U	0.008 U	NS	0.008 U
Ethane	mg/L	0.008 U	0.008 U	0.010 U	0.008 U	0.010 U	0.010 U	0.008 U	0.008 U	NS	0.008 U
Methane	mg/L	0.006 U	0.006 U	0.007	0.009	0.007 U	0.007	0.008 U	0.006 U	NS	0.005 U
Alkalinity	mg/L	215	184	200	225	246	208	205	192	NS	NA
Nitrogen, Ammonia	mg/L	1.0 U	1.0 U	0.22	0.10 U	0.16	0.12	0.30 U	0.30 U	NS	0.30 U
Nitrogen, Total Kjeldahl	mg/L	10 U	10 U	0.85	0.66	0.35	0.94	1.21	1.08	NS	1.03
Orthophosphate	mg/L	0.30 U	0.32	1.51	0.30 U	0.30 U	0.30 U	0.30 U	0.82	NS	0.30 U
Sulfide, Total	mg/L	0.10 U	0.10 U	0.10 U	0.10 U	0.10 U	0.10 U	0.10 U	0.10 U	NS	0.10 U
Total Organic Carbon	mg/L	3.1	5.2	6.2	3.5	2.1	4.7	5.9	8.8	NS	5.5
Chloride	mg/L	28.4	38.7	19.7	33.4	34.9	44.6	22.6	15.4	NS	62.4
Nitrogen, Nitrate	mg/L	2.5	2.6	11	2.1	3.4	3.7	10.8	7.5	NS	4.1
Nitrogen, Nitrite	mg/L	0.1 U	0.1 U	0.1	0.1 U	0.1 U	0.1 U	0.1 U	0.1 U	NS	0.1 U
Sulfate	mg/L	47.5	33.5	23.2	64.4	68.4	58.6	28.2	22.7	NS	35.5
Iron, Dissolved	mg/L	0.139	0.7	0.032	0.030 U	0.030 U	0.030 U	0.264	0.082	NS	0.030 U

ATTACHMENT E
SURFACE WATER ANALYTICAL RESULTS
WILLOW CREEK

Sample ID:	WC01-SW-019	WC01-SW-020	WC01-SW-021	WC01-SW-022	WC01-SW-023	WC01-SW-024	WC01-SW-025	WC01-SW-026	WC01-SW-027	WC01-SW-028
Date:	Jun-05	Sep-05	Dec-05	Mar-06	Jun-06	Sep-06	Dec-06	Mar-07	Jun-07	Sep-07
Dam Position:	Dam Down	Dam Down	Dam Up	Dam Up	Dam Down	Dam Down	Dam Up	Dam Up	Dam Down	Dam Down
Compliance Parameters										
Lead	mg/L	NS	NS	NS	NS	NS	NS	NS	NS	NS
Benzene	µg/L	0.170 U	0.1	NS	0.500 U	0.500 U	0.500 U	NS	0.500 U	0.500 U
Ethylbenzene	µg/L	0.63	0.44 U	NS	1.00 U	1.00 U	1.00 U	NS	1.00 U	1.00 U
Toluene	µg/L	0.09 U	0.23	NS	1.00 U	1.00 U	1.00 U	NS	1.00 U	1.00 U
Xylenes	µg/L	0.93 U	0.24 U	NS	3.00 U	3.00 U	3.00 U	NS	3.00 U	3.00 U
Acenaphthene	µg/L	0.13 U	0.13 U	NS	0.130 U	0.0490 U	0.0584 J	NS	0.0490 U	0.0490 U
Acenaphthylene	µg/L	0.17 U	0.18 U	NS	0.170 U	0.0850 U	0.0850 U	NS	0.0850 U	0.0850 U
Anthracene	µg/L	0.0095 U	0.0096 U	NS	0.00930 U	0.0100 U	0.128	NS	0.0100 U	0.0100 U
Benzo(a)anthracene ^a	µg/L	0.019 U	0.020 U	NS	0.0190 U	0.00300 U	0.0715 J	NS	0.00300 U	0.00300 U
Benzo(a)pyrene ^a	µg/L	0.019 U	0.020 U	NS	0.0370 U	0.0320 U	0.0320 U	NS	0.0320 U	0.0320 U
Benzo(b)fluoranthene ^a	µg/L	0.038 U	0.038 U	NS	0.0230 U	0.0130 U	0.0130 U	NS	0.0130 U	0.0130 U
Benzo(g,h,i)perylene	µg/L	0.033 U	0.033 U	NS	0.0190 U	0.00900 U	0.00900 U	NS	0.00900 U	0.00900 U
Benzo(k)fluoranthene ^a	µg/L	0.023 U	0.024 U	NS	0.0320 U	0.0150 U	0.0150 U	NS	0.0150 U	0.0150 U
Chrysene ^a	µg/L	0.020 U	0.021 U	NS	0.0200 U	0.00500 U	0.0607 J	NS	0.00500 U	0.00500 U
Dibenzo(a,h)anthracene ^a	µg/L	0.034 U	0.034 U	NS	0.0330 U	0.0100 U	0.0100 U	NS	0.0100 U	0.0100 U
Fluoranthene	µg/L	0.033 U	0.033 U	NS	0.0320 U	0.0100 U	0.238	NS	0.0100 U	0.0100 U
Fluorene	µg/L	0.030 U	0.030 U	NS	0.0290 U	0.0100 U	0.190	NS	0.0100 U	0.0100 U
Indeno(1,2,3-cd)pyrene ^a	µg/L	0.039 U	0.039 U	NS	0.0380 U	0.00700 U	0.00700 U	NS	0.00700 U	0.00700 U
Naphthalene	µg/L	0.10 U	0.10 U	NS	0.100 U	0.151 J	1.14	NS	0.0540 U	0.0540 U
Phenanthrene	µg/L	0.015 U	0.015 U	NS	0.0150 U	0.00700 U	0.483	NS	0.00700 U	0.00700 U
Pyrene	µg/L	0.037 U	0.037 U	NS	0.0360 U	0.0190 U	0.717	NS	0.0190 U	0.0190 U
MNA Parameters										
Ethylene	mg/L	0.008 U	0.008 U	NS	0.010 U	0.010 U	0.010 U	NS	0.007 U	0.010 U
Ethane	mg/L	0.008 U	0.008 U	NS	0.010 U	0.010 U	0.010 U	NS	0.007 U	0.010 U
Methane	mg/L	0.006	0.005	NS	0.007 U	0.007 U	0.012	NS	0.005 U	0.007 U
Alkalinity	mg/L	217	195	NS	243	213	241	NS	215	232
Nitrogen, Ammonia	mg/L	0.30 U	0.30 U	NS	0.30 U	0.30 U	0.30 U	NS	0.32	0.30 U
Nitrogen, Total Kjeldahl	mg/L	0.8	0.94	NS	1.04	0.60 U	0.79	NS	NS	0.76
Orthophosphate	mg/L	0.30 U	0.41	NS	0.30 U	0.30 U	0.33	NS	0.42	0.14
Sulfide, Total	mg/L	0.10 U	0.10 U	NS	0.10 U	0.10 U	0.10 U	NS	0.10 U	0.10 U
Total Organic Carbon	mg/L	4.9	5.25	NS	5.56	3.02	3.3	NS	5.06	5.1
Chloride	mg/L	27.3	30.3	NS	49.1	23.4	33.8	NS	26.8	26.6
Nitrogen, Nitrate	mg/L	9	1.8	NS	4.8	9.7 HT	2.2	NS	12.0	10.7
Nitrogen, Nitrite	mg/L	0.1 U	0.1 U	NS	0.1 U	0.1 HT	0.1 U	NS	0.1 U	0.1 U
Sulfate	mg/L	29.3	45.8	NS	32.1	31.9	56.2	NS	26.9	33.4
Iron, Dissolved	mg/L	0.030 U	0.035	NS	0.044	0.032	0.030 U	NS	0.030 U	0.031

Notes:

^a Suspected carcinogenic polynuclear aromatic hydrocarbon.

B = Compound detected in method blank.

HT = This result was analyzed outside of the Environmental Protection Agency (EPA) recommended holding time.

J = Analyte detected at a level less than the reporting limit but greater than or equal to the method detection limit. Concentrations within this range are estimated.

MNA = Monitored natural attenuation.

mg/L = Milligrams per liter.

µg/L = Micrograms per liter.

NS = Not sampled due to frozen surface of Willow Creek.

U = Compound not detected at or above the value reported.

ATTACHMENT F
ANALYTICAL PARAMETERS

Parameters	Analytical Methods
Alkalinity	SM 2320B
Ammonia-Nitrogen	SM 4500 NH ₃
BTEX	EPA 8260
Chloride	EPA 9056
Iron, Dissolved	EPA 200.7 (Field filtered)
Methane	ASTM D1945
Nitrate-Nitrogen	EPA 300.0
Nitrite-Nitrogen	EPA 300.0
Orthophosphate	SM 4500 PE
Polynuclear Aromatic Hydrocarbons	EPA8310
Sulfate	EPA 300.0
Sulfide	EPA 376.2
Total Heterotrophic Bacteria	SM 9221 B (Modified)
Total Kjeldahl Nitrogen	EPA 351.3
Total Organic Carbon	EPA 9060

Notes:

BTEX – benzene, toluene, ethylbenzene, and xylenes

EPA – Environmental Protection Agency

SM – Standard Methods for the Examination of Water and Wastewater

ASTM – American Society for Testing and Materials