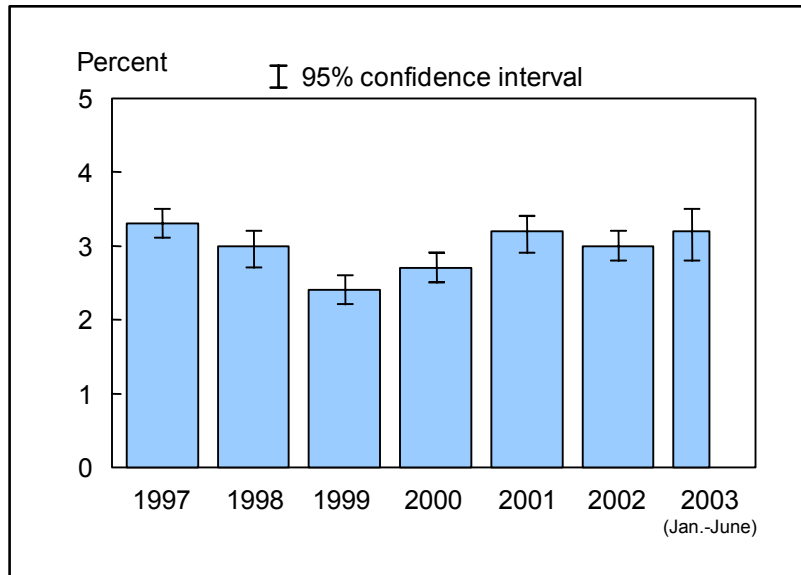


Figure 13.1. Percent of adults aged 18 years and over who experienced serious psychological distress during the past 30 days: United States, 1997–2003

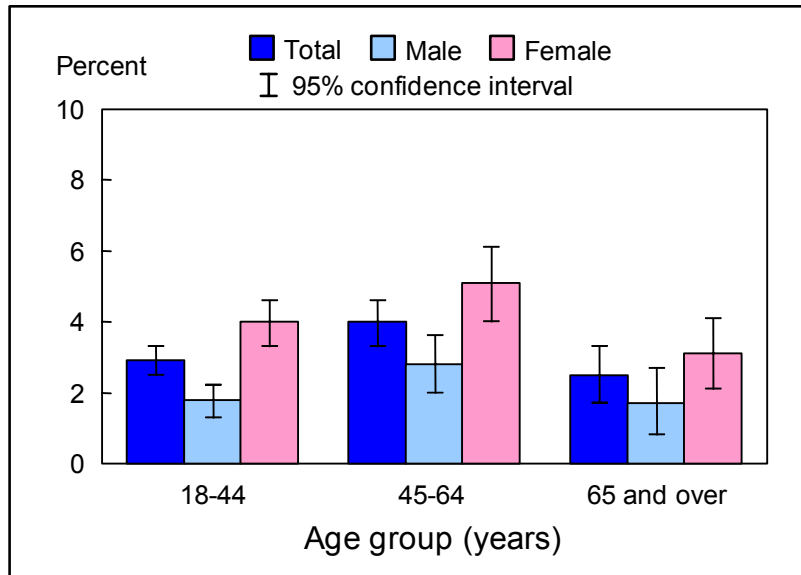


NOTES: Six psychological distress questions are included in the Sample Adult Core component. These questions ask how often a respondent experienced certain symptoms of psychological distress during the past 30 days. The response codes (0-4) of the six items for each person are summed to yield a scale with a 0 to 24 range. A value of 13 or more for this scale is used here to define serious psychological distress (6). Beginning with the 2003 data, the National Health Interview Survey transitioned to weights derived from the 2000 census. In this Early Release, estimates for 2000-02 were recalculated using weights derived from the 2000 census. See About This Release and appendix tables in this release for more details.

DATA SOURCE: Sample Adult Core component of the 1997-2003 National Health Interview Surveys. The estimate for 2003 was based on data collected from January through June.

- From January through June 2003, 3.2% (95% CI = 2.8% - 3.5%) of adults aged 18 years and over experienced serious psychological distress during the past 30 days.
- The annual percent of adults who experienced serious psychological distress during the past 30 days declined significantly from 3.3% in 1997 to 2.4% in 1999, and then increased from 2.4% in 1999 to 3.0% in 2002.

Figure 13.2. Percent of adults aged 18 years and over who experienced serious psychological distress during the past 30 days, by age group and sex: United States, January-June 2003



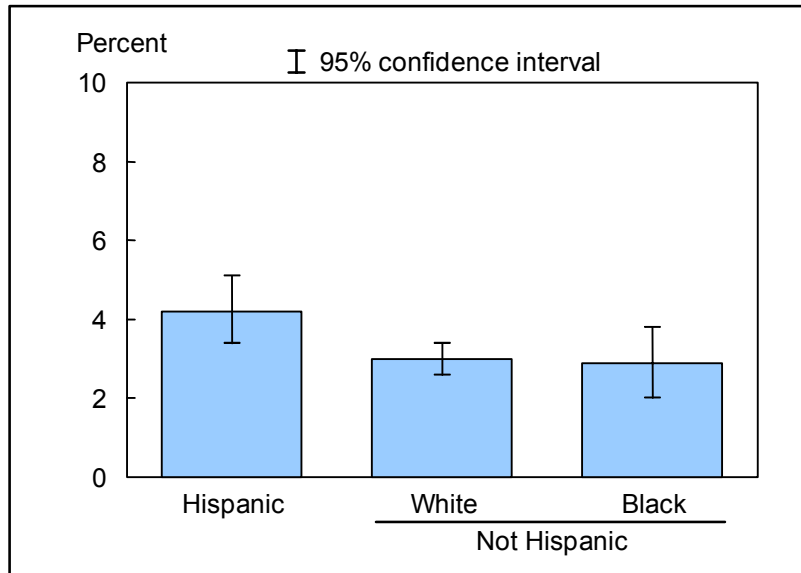
NOTES: Six psychological distress questions are included in the Sample Adult Core component. These questions ask how often a respondent experienced certain symptoms of psychological distress during the past 30 days. The response codes (0-4) of the six items for each person are summed to yield a scale with a 0 to 24 range. A value of 13 or more for this scale is used here to define serious psychological distress (6).

DATA SOURCE: Based on data collected from January through June in the Sample Adult Core component of the 2003 National Health Interview Survey.

- For both sexes combined, persons aged 45-64 years (4.0%) were more likely to have experienced serious psychological distress during the past 30 days compared with persons aged 18-44 years (2.9%) and 65 years and over (2.5%).

- For all age groups, women were more likely than men to have experienced serious psychological distress during the past 30 days.

Figure 13.3. Age- sex-adjusted percent of adults aged 18 years and over who experienced serious psychological distress during the past 30 days, by race/ethnicity: United States, January-June 2003



NOTES: Six psychological distress questions are included in the Sample Adult Core component. These questions ask how often a respondent experienced certain symptoms of psychological distress during the past 30 days. The response codes (0-4) of the six items for each person are summed to yield a scale with a 0 to 24 range. A value of 13 or more for this scale is used here to define serious psychological distress (6). Estimates are age- sex-adjusted to the year 2000 projected U.S. standard population using three age groups: 18-44 years, 45-64 years and 65 years and over.

DATA SOURCE: Based on data collected from January through June in the Sample Adult Core component of the 2003 National Health Interview Survey.

- The age- sex-adjusted prevalence of serious psychological distress was 4.2% for Hispanic persons, 3.0% for non-Hispanic white persons, and 2.9% for non-Hispanic black persons.

- The prevalence of serious psychological distress was higher among Hispanic persons than among non-Hispanic white persons and non-Hispanic black persons.

Data tables for figures 13.1-13.3:

Data table for figure 13.1. Percent of adults aged 18 years and over who experienced serious psychological distress during the past 30 days: United States, 1997-2003

Year	Percent	95% confidence interval
1997	3.3	3.1-3.5
1998	3.0	2.7-3.2
1999	2.4	2.2-2.6
2000	2.7	2.5-2.9
2001	3.2	2.9-3.4
2002	3.0	2.8-3.2
2003 (January-June)	3.2	2.8-3.5

Data table for figure 13.2. Percent of adults aged 18 and over who experienced serious psychological distress during the past 30 days, by age group and sex: United States, January-June 2003

Age and sex	Percent	95% confidence interval
18-44 years		
Total	2.9	2.5-3.3
Men	1.8	1.3-2.2
Women	4.0	3.3-4.6
45-64 years		
Total	4.0	3.3-4.6
Men	2.8	2.0-3.6
Women	5.1	4.0-6.1
65 years and over		
Total	2.5	1.7-3.3
Men	1.7	0.8-2.7
Women	3.1	2.1-4.1

Data table for figure 13.3. Age- sex-adjusted percent of adults aged 18 years and over who experienced serious psychological distress during the past 30 days, by race/ethnicity: United States, January-June 2003

Race/ethnicity	Percent ¹	95% confidence interval
Hispanic or Latino	4.2	3.4-5.1
Not Hispanic or Latino		
White, single race	3.0	2.6-3.4
Black, single race	2.9	2.0-3.8

¹Estimates are age- sex-adjusted to the year 2000 projected U.S. standard population using three age groups: 18-44 years, 45-64 years, and 65 years and over.